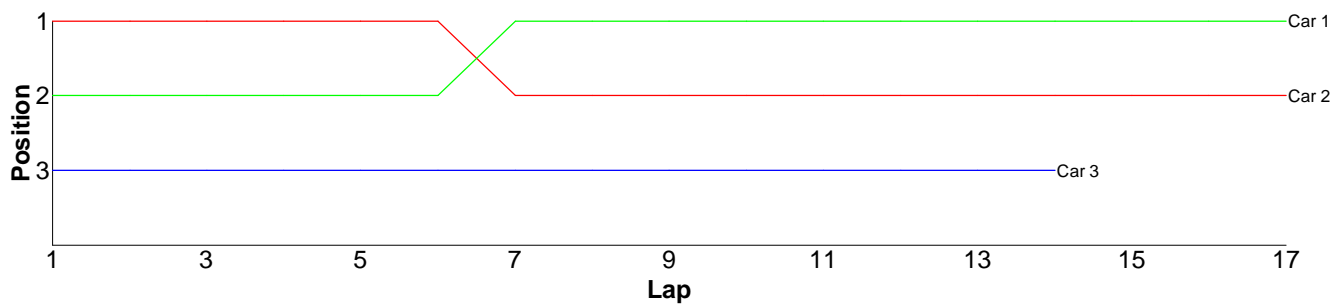


Race Results

17.5 Sport - A Final

Pos	Car	Form	Name	Member Type	Car Make	Result	Ave	Best
1	1	F2	David Chieng	2010	Tamiya	17 / 302.99	17.82	17.57
2	2	F2	Bradley Killick (J)	2010	Xray	17 / 319.00	18.76	18.33
3	3	F2	Jason Elliot	2010	Associated	14 / 310.80	22.20	19.25
4	4	F1	Nigel Moss	X10M	Tamiya	0 / 0.00	0.00	0.00

Lap	Car 1	Car 2	Car 3	Car 4
1	10.21	9.95	12.97	
2	19.84	18.33	27.49	
3	18.91	18.54	29.98	
4	18.31	19.10	21.38	
5	18.95	19.00	25.44	
6	18.07	18.96	22.26	
7	18.68	20.79	24.72	
8	17.57	19.23	20.34	
9	18.20	19.37	20.40	
10	17.70	18.63	22.00	
11	17.72	19.01	20.71	
12	18.34	18.89	22.49	
13	18.13	19.55	21.37	
14	18.16	19.81	19.25	
15	18.38	18.96		
16	17.95	19.48		
17	17.87	21.40		
18				

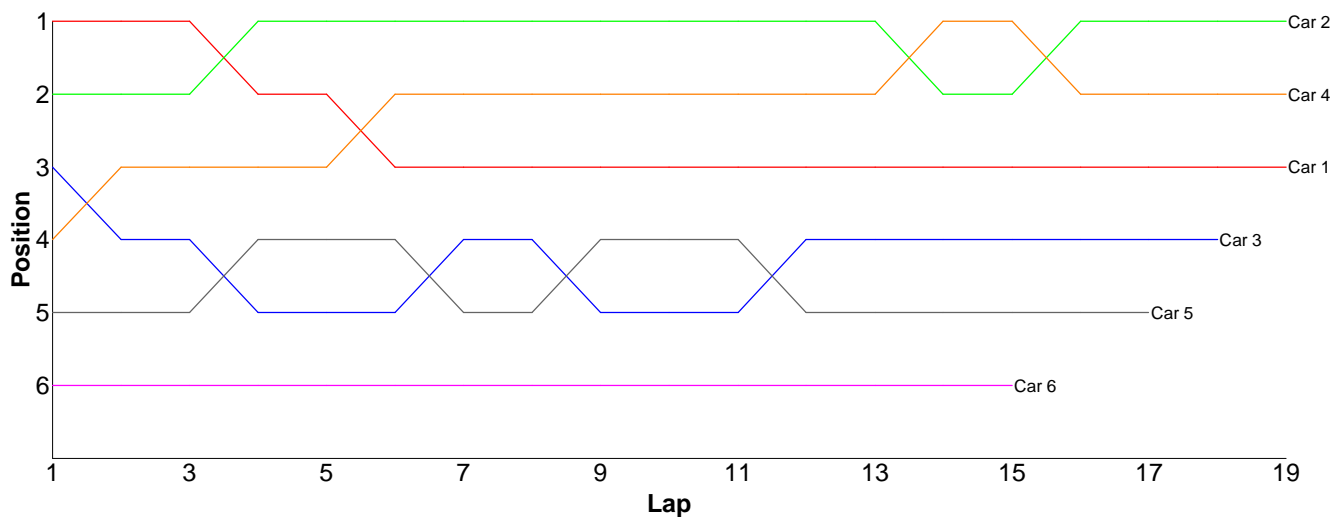


13.5 Stock - B Final

Pos	Car	Form	Name	Member Type	Car Make	Result	Ave	Best
1	2		Mason Sadler (J)	V10	Xray	19 / 300.37	15.80	15.29
2	4	F1	James Davis	2010	Tamiya	19 / 301.94	15.89	15.37
3	1	F2	Scott Stokes	2010	Xray	19 / 305.36	16.07	15.92
4	3	F2	Simon Worger	2010	Xray	18 / 303.22	16.84	15.54
5	5	F2	Andy Lewis	2010	Xray	17 / 301.75	17.75	16.54
6	6	F2	Ross Dilanda	2010	Schumacher	15 / 283.60	18.90	17.02

Lap	Car 1	Car 2	Car 3	Car 4	Car 5	Car 6
-----	-------	-------	-------	-------	-------	-------

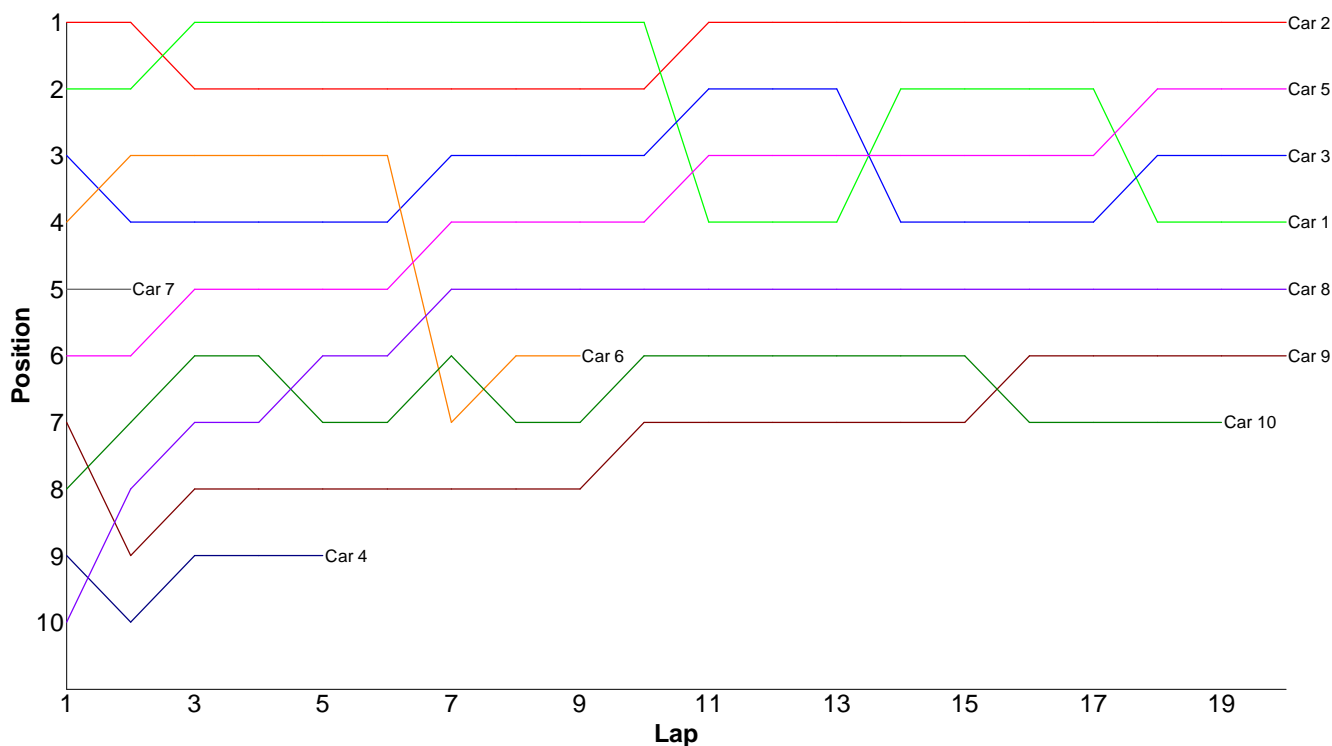
1	8.88	9.17	9.63	10.03	10.77	14.62
2	15.94	15.88	17.98	15.64	17.33	19.43
3	16.06	16.05	15.54	15.94	16.93	22.98
4	16.27	15.81	22.02	15.84	17.10	19.36
5	16.98	16.35	16.09	17.07	16.54	17.34
6	18.28	15.53	15.63	15.84	17.42	17.15
7	16.10	15.49	16.23	15.37	20.87	17.02
8	17.43	15.39	15.56	15.46	17.92	20.69
9	16.13	15.62	25.57	15.51	17.96	19.16
10	16.17	15.47	16.36	18.69	17.36	17.30
11	16.27	15.29	16.29	16.42	16.60	22.81
12	16.18	15.73	16.16	15.69	17.99	18.75
13	16.45	15.66	16.27	16.74	16.94	18.68
14	15.92	23.12	16.13	15.94	17.70	18.06
15	17.14	15.87	20.28	15.62	17.92	20.25
16	16.55	16.22	15.84	19.08	26.65	
17	16.00	16.01	15.85	15.50	17.75	
18	16.43	15.74	15.79	15.66		
19	16.18	15.97		15.90		
20						



13.5 Stock - A Final

Pos	Car	Form	Name	Member Type	Car Make	Result	Ave	Best
1	2	F1	Tim Webb	2010	Hot Bodies	20 / 303.28	15.16	15.12
2	5	F2	Kevin Bissell	2010	Xray	20 / 303.60	15.18	14.90
3	3	F2	Jon Wilkins	2010	Schumacher	20 / 305.89	15.29	15.14
4	1	F2	David Johnson	2010	Schumacher	20 / 310.06	15.50	14.74
5	8	F2	Gerald Page	2010	Xray	20 / 310.56	15.52	15.17
6	9	F2	Kieran Stokes (J)	2010	Xray	20 / 314.15	15.70	15.31
7	10	F2	Rob Warren	2010	Xray	19 / 305.11	16.05	15.71
8	6	F2	Neil Talbot	2010	Xray	9 / 139.21	15.46	15.04
9	4	F1	David Cliff	2010	Schumacher	5 / 80.58	16.11	15.68
10	7	F1	Brian Killick	2010	Xray	2 / 25.95	12.97	15.71

Lap	Car 1	Car 2	Car 3	Car 4	Car 5	Car 6	Car 7	Car 8	Car 9	Car 10
1	9.05	8.77	9.45	11.86	10.53	9.63	10.24	13.17	11.27	11.50
2	15.22	15.12	16.43	20.11	15.73	15.57	15.71	15.53	19.82	16.54
3	14.99	15.69	15.72	16.41	16.23	15.19		15.51	15.49	15.90
4	14.95	15.62	15.42	15.68	15.43	15.04		15.65	15.62	15.81
5	14.76	15.29	15.21	16.52	15.09	15.25		15.25	15.39	16.05
6	15.33	15.40	15.31		14.90	15.57		15.22	15.41	15.80
7	15.66	15.91	15.25		15.24	21.82		15.50	18.99	16.00
8	15.45	15.49	15.20		15.20	15.69		15.30	15.49	16.44
9	15.48	15.25	15.25		15.41	15.45		15.26	15.46	16.49
10	14.74	15.52	15.14		15.19			15.53	15.50	15.92
11	19.75	15.85	15.73		15.88			15.19	15.58	16.12
12	15.29	15.33	15.40		15.13			15.17	15.54	15.71
13	15.14	15.28	15.49		15.40			15.23	15.36	16.04
14	15.45	15.55	17.67		16.29			15.30	15.36	15.71
15	15.13	15.54	15.70		15.08			15.83	16.03	15.84
16	15.13	15.30	15.62		15.34			15.87	15.64	19.28
17	15.28	15.46	15.42		15.52			15.50	15.31	16.30
18	18.51	15.79	15.44		15.39			15.37	15.64	17.31
19	19.40	15.41	15.36		15.31			19.82	15.54	16.35
20	15.35	15.71	15.68		15.31			15.36	15.71	
21										

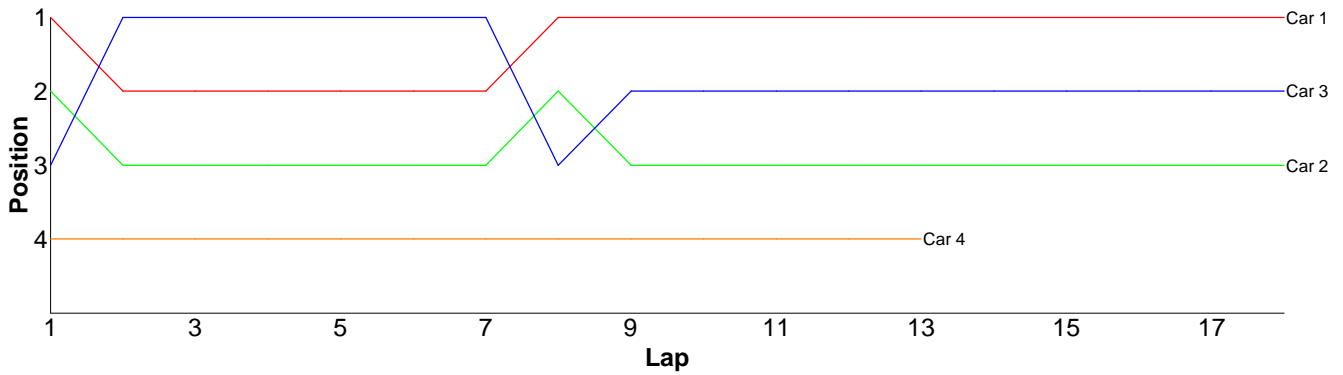


<GT> - A Final

Pos	Car	Form	Name	Class	Member Type	Car Make	Result	Ave	Bes
1	1		Nigel Moss	GT2	2010	CRC	18 / 305.64	16.98	16.20
2	3		Dave Tims	GT3	2010	Associated	18 / 306.48	17.02	16.54
3	2		Matt Tims	GT3	2010	HPI	18 / 312.24	17.34	16.68
4	4		Andrew Moore	GT4	2010	Tamiya	13 / 303.10	23.31	19.37

Lap Car 1 Car 2 Car 3 Car 4

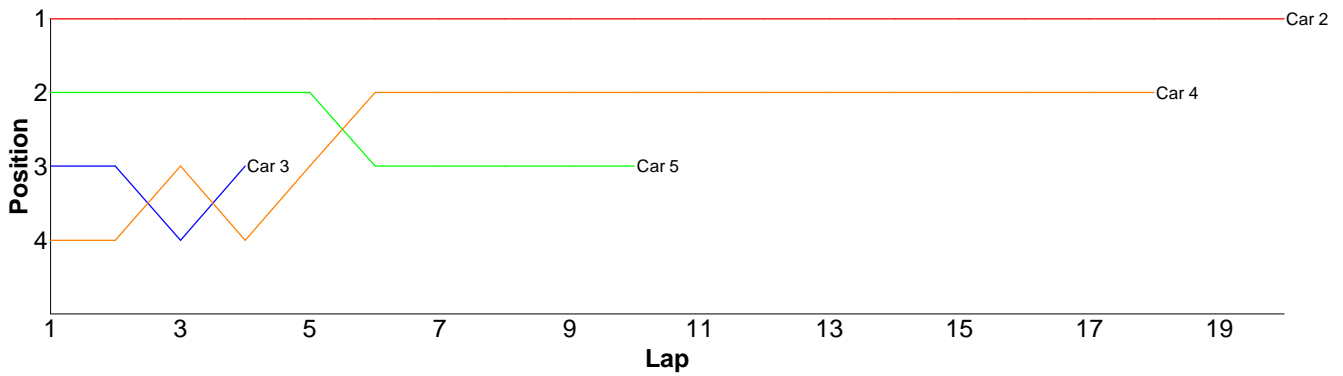
1	9.83	10.26	11.14	12.66
2	20.06	20.32	17.65	20.11
3	16.63	17.06	17.52	43.84
4	17.27	17.34	17.29	27.29
5	18.03	17.12	17.83	19.37
6	17.60	17.47	17.31	23.42
7	18.79	18.99	18.80	21.03
8	17.34	17.22	18.24	23.68
9	16.51	17.86	16.85	22.67
10	16.65	17.10	16.64	22.02
11	16.58	16.70	16.54	21.65
12	16.20	16.68	16.61	24.84
13	16.64	17.78	16.67	20.52
14	16.64	17.39	16.98	
15	16.44	16.75	18.42	
16	16.63	16.98	17.25	
17	16.49	21.53	17.14	
18	21.31	17.69	17.60	
19				



10.5 ProStk - B Final

Pos	Car	Form	Name	Member Type	Car Make	Result	Ave	Best
1	2	F2	Craig Campbell	2010	Xray	20 / 308.22	15.41	14.91
2	4		Chris Betts	V10	Schumacher	18 / 306.42	17.02	15.84
3	5		Paul Isaacs	V10	Xray	10 / 202.72	20.27	16.46
4	3	F2	Chris Howard	2010	Xray	4 / 64.26	16.06	16.59
5	1		Joe Jenyavanija	2010	Schumacher	0 / 0.00	0.00	0.00

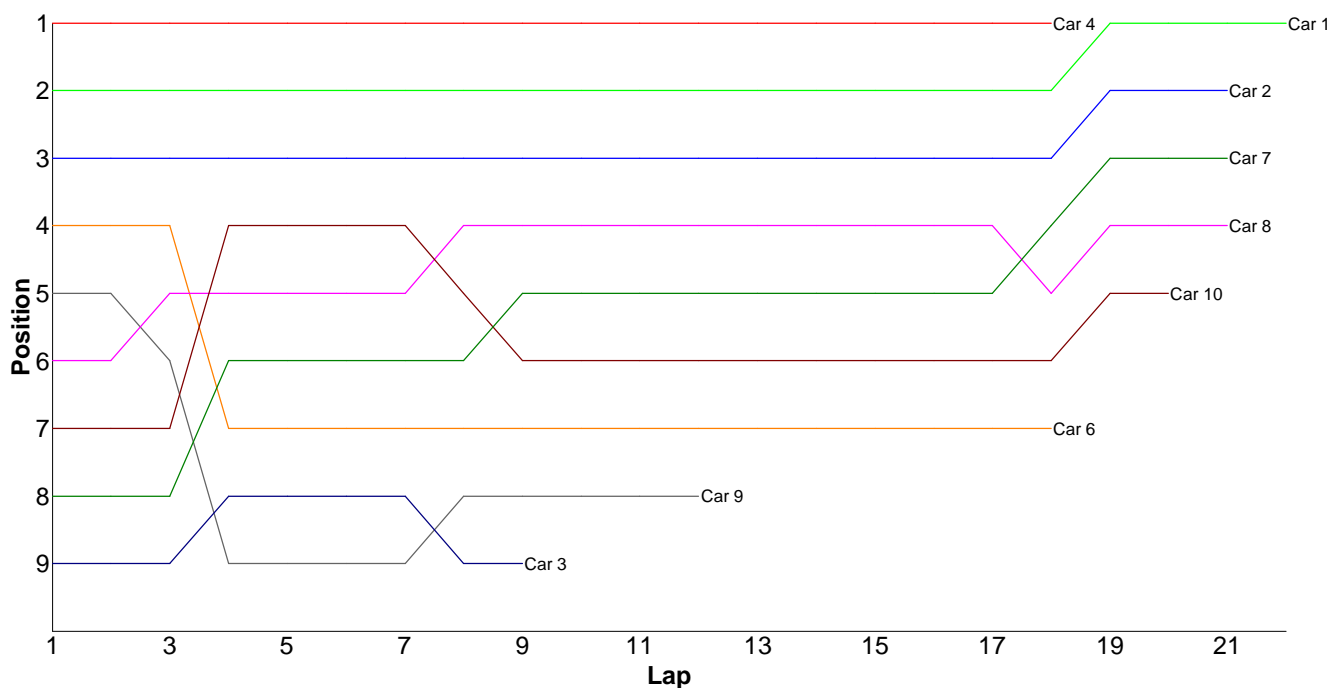
Lap	Car 1	Car 2	Car 3	Car 4	Car 5
1		9.49	10.60	12.34	10.35
2		15.65	16.59	16.18	16.47
3		15.43	18.35	16.43	17.57
4		15.45	18.72	19.61	17.84
5		15.04		17.08	16.46
6		14.91		16.97	26.34
7		15.03		16.36	19.11
8		14.99		20.42	18.98
9		14.91		19.65	27.60
10		15.19		16.75	32.00
11		15.23		17.28	
12		15.14		16.64	
13		15.76		16.42	
14		15.31		18.27	
15		15.42		17.19	
16		15.13		16.49	
17		23.97		15.84	
18		15.69		16.50	
19		15.44			
20		15.04			
21					



10.5 ProStk - A Final

Pos	Car	Form	Name	Member Type	Car Make	Result	Ave	Best
1	1		John Bowden	V10	Hot Bodies	22 / 314.58	14.29	14.23
2	2	F1	Ori Sohachevsky	2010	Schumacher	21 / 304.47	14.49	14.35
3	7		Zak Smith (J)	V10	Associated	21 / 308.86	14.70	14.10
4	8	F1	Nick Adams	2010	Xray	21 / 313.01	14.90	14.46
5	10		Matt Butcher	V10	Schumacher	20 / 302.08	15.10	14.78
6	4	F1	Ben Cane	2010	Schumacher	18 / 248.62	13.81	13.76
7	6	F1	Jordan Howe	2010	Tamiya	18 / 313.27	17.40	14.65
8	9	F1	Jamie Vassallo	2010	Schumacher	12 / 298.96	24.91	15.00
9	3	F1	Kieran Clift (J)	2010	Schumacher	9 / 305.75	33.97	14.37
10	5		Alex Gardiner	V10	Schumacher	0 / 0.00	0.00	0.00

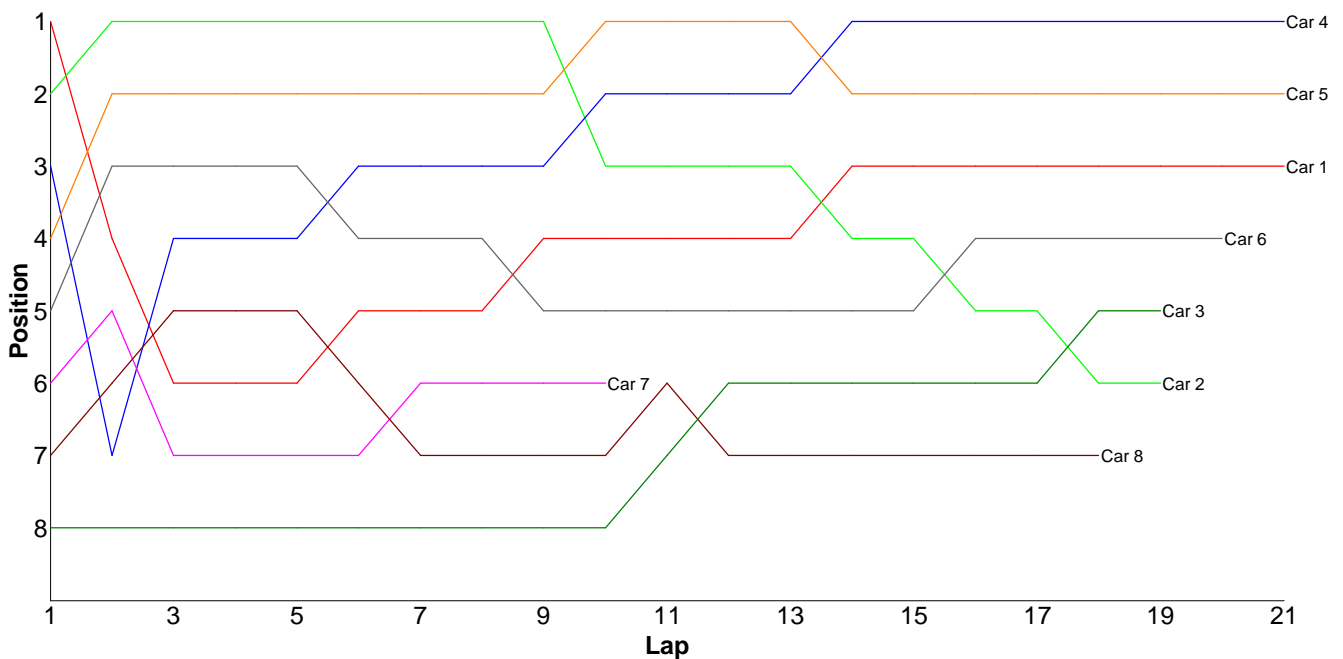
Lap	Car 1	Car 2	Car 3	Car 4	Car 5	Car 6	Car 7	Car 8	Car 9	Car 10
1	8.74	9.37	17.12	8.52		9.92	11.41	10.40	10.23	10.99
2	14.46	14.58	16.12	13.76		15.01	15.11	14.96	15.00	15.17
3	14.23	14.56	24.53	13.87		14.98	14.88	15.00	15.27	14.91
4	14.29	14.41	14.76	13.90		23.11	16.07	16.55	110.38	15.26
5	14.29	14.84	14.46	14.01		20.07	15.46	14.51	15.28	14.78
6	14.57	14.65	14.37	13.90		14.84	14.62	15.04	24.57	14.80
7	14.32	16.83	16.02	14.05		15.74	14.10	14.71	15.39	15.21
8	14.38	14.99	171.27	13.97		15.34	15.42	14.54	15.05	15.84
9	14.59	14.62	17.10	14.00		14.82	14.53	14.56	24.83	17.03
10	14.28	14.69		14.11		14.65	14.48	14.46	21.51	15.34
11	14.28	14.53		14.04		14.76	14.45	14.61	15.05	15.19
12	14.31	14.61		14.04		14.75	14.31	14.72	16.40	15.27
13	14.29	14.62		14.10		14.78	14.36	14.86		15.90
14	14.28	14.60		14.00		25.24	14.94	15.06		15.04
15	14.91	14.35		14.32		40.90	16.43	15.94		15.40
16	16.67	14.50		14.80		14.99	15.04	15.38		15.88
17	14.52	14.71		14.57		14.68	15.19	15.35		15.19
18	14.63	14.89		14.66		14.69	14.90	16.03		15.08
19	14.69	14.67					14.56	15.58		14.92
20	14.61	14.82					14.36	15.86		14.88
21	14.64	14.63					14.24	14.89		
22	14.60									
23										



Modified - B Final

Pos	Car	Form	Name	Member Type	Car Make	Result	Ave	Best
1	4		Ben Ingram	V10	Photon	21 / 301.76	14.36	14.02
2	5		David Gale	V10	Xray	21 / 304.50	14.50	14.10
3	1		Tim Langdell	V10	Schumacher	21 / 309.34	14.73	14.17
4	6		Mark Passingham	2010	Schumacher	20 / 303.66	15.18	14.61
5	3		Charlie Ware (J)	V10	Xray	19 / 305.63	16.08	14.21
6	2		Mark Wallace	2010	Schumacher	19 / 307.24	16.17	13.92
7	8		Chris House	V10	Photon	18 / 315.17	17.50	15.32
8	7		John Hyde	2010	Schumacher	10 / 152.16	15.21	14.38

Lap	Car 1	Car 2	Car 3	Car 4	Car 5	Car 6	Car 7	Car 8
1	8.82	8.95	31.83	9.18	9.82	10.00	10.39	11.12
2	17.20	14.02	14.21	17.89	14.91	14.94	15.90	15.52
3	20.24	14.15	14.31	14.73	14.30	15.31	22.10	15.80
4	14.74	13.92	14.25	14.19	14.35	15.08	15.31	15.32
5	14.19	14.25	14.23	14.65	14.39	15.12	14.98	16.00
6	14.39	14.37	17.61	14.19	14.59	15.82	14.38	18.35
7	14.30	14.05	14.71	14.37	14.42	15.57	15.16	18.20
8	14.17	14.00	15.01	14.21	14.27	15.85	14.48	16.47
9	15.35	14.00	14.36	14.02	14.10	16.75	14.96	16.66
10	14.45	21.02	14.46	14.05	14.79	15.66	14.50	16.06
11	14.55	15.60	14.60	14.29	15.31	14.61		16.02
12	14.51	14.31	14.52	14.59	14.59	15.57		21.41
13	14.53	14.43	14.21	14.28	14.52	15.05		16.42
14	14.78	19.76	14.30	14.82	15.66	15.65		17.88
15	14.31	14.73	24.63	14.56	15.72	15.11		34.25
16	16.60	24.53	14.56	14.22	14.64	15.19		16.15
17	14.52	18.59	14.50	14.20	14.71	17.28		15.46
18	14.35	27.64	14.90	14.83	14.82	15.06		18.08
19	14.58	14.92	14.43	15.26	14.56	15.09		
20	14.43			14.77	15.01	14.95		
21	14.33			14.46	15.02			
22								



Modified - A Final

Pos	Car	Form	Name	Member Type	Car Make	Result	Ave	Best
1	2		Elliott Harper	2010	Tamiya	23 / 300.70	13.07	12.98
2	3		Chris Kerswell	2010	Schumacher	22 / 301.23	13.69	13.51
3	9		Stefan Chodzynski	V10	Xray	22 / 304.89	13.85	13.77
4	10		Brian Eldridge	V10	Photon	22 / 305.09	13.86	13.75
5	6		Matthew White	2010	Schumacher	22 / 305.94	13.90	13.66
6	4		Glen Westwood	2010	Xray	22 / 309.28	14.05	13.65
7	5		Russell Williams	V10	Tamiya	21 / 302.38	14.39	13.65
8	8		Mark Sadler	V10	Xray	21 / 313.06	14.90	13.81
9	1		Chris Grainger	2010	Schumacher	9 / 241.00	26.77	13.68
10	7		Phil Chambers	V10	Xray	4 / 58.82	14.70	13.85

Lap	Car 1	Car 2	Car 3	Car 4	Car 5	Car 6	Car 7	Car 8	Car 9	Car 10
1	8.36	8.00	11.43	12.21	9.64	9.89	9.47	9.82	11.21	10.66
2	13.98	13.08	14.00	14.64	17.48	14.18	14.07	14.47	14.05	14.12
3	13.76	12.98	13.51	13.65	13.95	13.71	13.85	13.85	14.19	13.92
4	13.68	13.11	13.86	13.89	14.09	13.70	21.43	17.69	14.39	13.85
5	14.07	14.21	13.74	13.86	14.99	13.76		14.48	13.80	13.88
6	132.35	13.20	14.06	13.72	13.89	13.81		16.16	13.77	14.45
7	16.21	13.14	14.10	13.76	13.65	13.66		14.11	13.85	14.07
8	14.41	13.21	13.95	14.06	13.75	15.58		19.13	14.12	14.12
9	14.18	13.10	13.61	13.81	16.29	13.83		14.04	13.80	13.80
10		13.16	13.92	14.06	13.67	13.83		14.26	13.82	13.93
11		13.16	13.74	14.28	13.75	14.31		14.27	13.91	14.30
12		13.16	13.96	13.73	13.76	13.72		22.29	13.93	14.02
13		13.27	13.80	13.95	13.81	14.28		14.94	13.79	13.98
14		13.24	13.78	14.06	14.22	13.88		13.95	13.79	13.84
15		13.19	13.63	13.86	13.97	16.07		14.47	13.77	14.25
16		13.23	13.71	13.69	13.73	13.97		14.06	14.44	13.75
17		13.28	13.79	14.13	13.83	13.85		13.81	13.80	13.89
18		13.22	13.91	13.88	13.90	13.75		14.01	13.97	13.76
19		13.21	13.65	14.03	22.04	13.90		14.67	13.93	13.92
20		13.33	13.79	13.89	13.95	13.84		13.90	14.46	14.15
21		13.78	13.74	14.10	14.02	14.11		14.68	13.96	14.38
22		13.64	13.55	18.02		14.31			14.14	14.05
23		13.80								
24										

