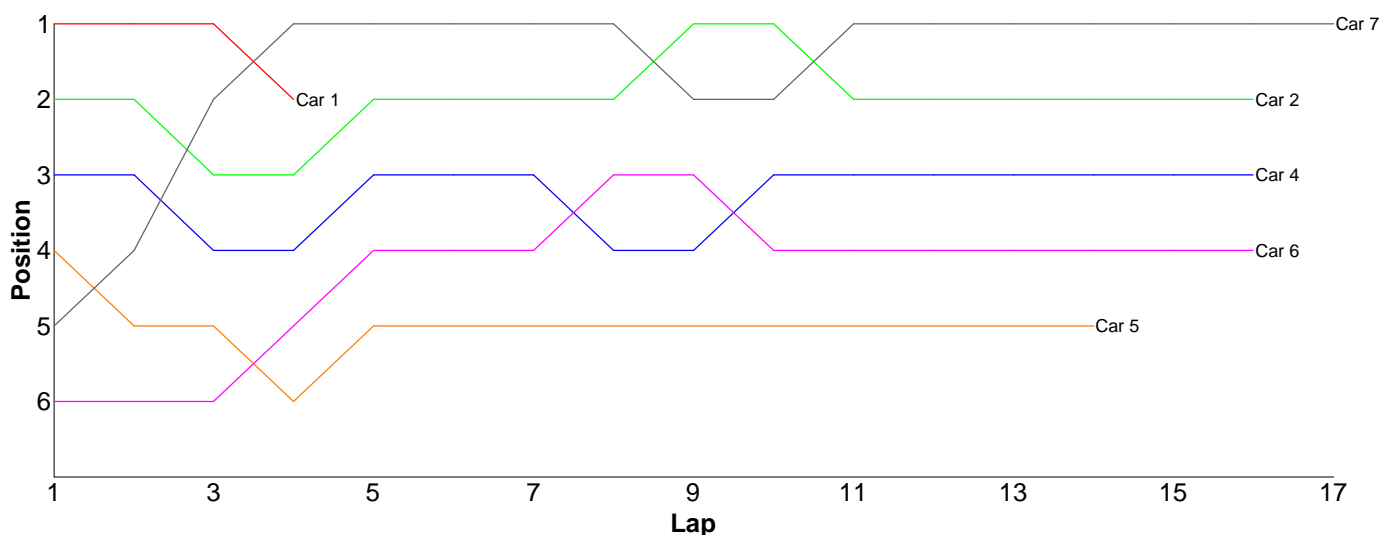


# Race Results

## Heat 1 - Round 1 (17.5 Sport)

Pos	Car	Form	Name	Member Type	Car Make	Result	Ave	Best
1	7		Simon Worger	2010	Xray	17 / 310.65	18.27	17.10
2	2	F2	Mick Barnes	2010	Xray	16 / 302.25	18.89	17.53
3	4	F2	Nicholas Mugridge	2010	Schumacher	16 / 307.58	19.22	18.04
4	6	F2	David Chieng	2010	Tamiya	16 / 329.40	20.58	18.26
5	5	F2	Jason Elliot	2010	Associated	14 / 301.97	21.56	18.13
6	1		Paul Taylor	V10	Schumacher	4 / 75.15	18.78	17.22
7	3	F2	Bradley Killick (J)	2010	Xray	0 / 0.00	0.00	0.00

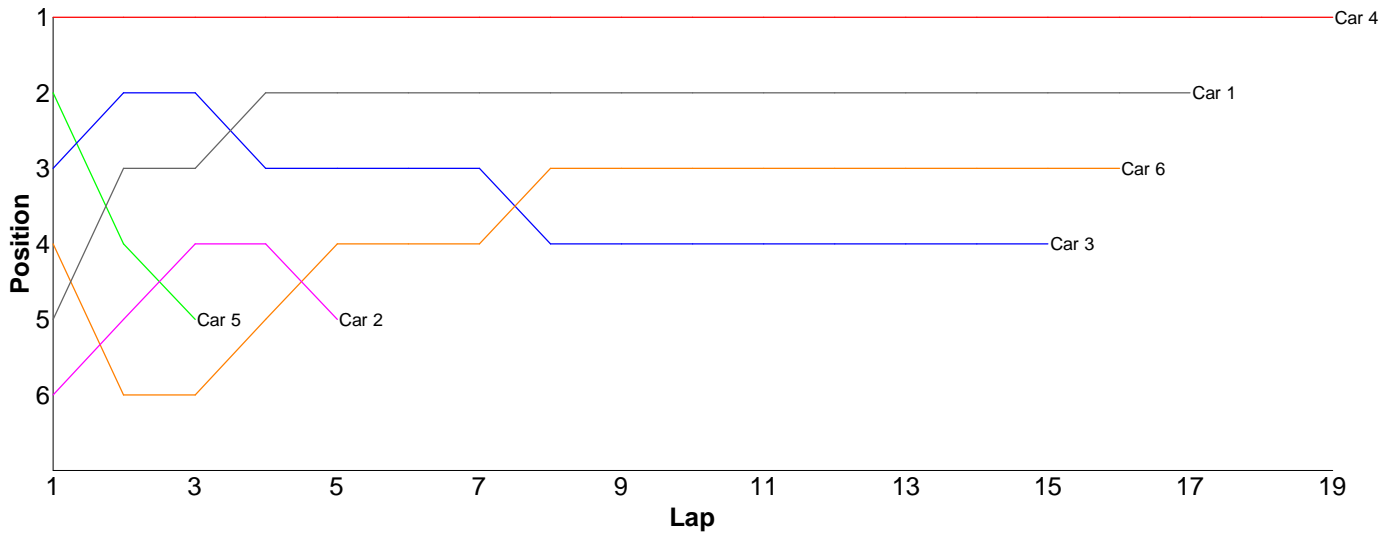
Lap	Car 1	Car 2	Car 3	Car 4	Car 5	Car 6	Car 7
1	17.22	18.56		19.20	19.58	21.59	20.54
2	19.53	18.43		18.61	19.59	22.15	17.59
3	18.01	20.06		20.03	21.33	19.24	17.72
4	20.39	18.57		18.84	24.06	19.11	17.70
5		20.06		20.01	20.71	19.57	18.17
6		17.53		22.47	24.67	18.26	18.99
7		18.01		18.51	18.79	18.89	19.29
8		17.92		20.32	18.50	18.88	18.13
9		18.33		19.09	30.04	18.59	20.51
10		18.38		18.04	28.89	22.54	18.24
11		18.96		18.22	18.85	19.88	17.10
12		19.38		18.58	18.13	18.47	17.28
13		22.74		18.81	19.53	21.41	18.01
14		18.28		19.39	19.30	21.31	18.03
15		18.81		18.57		19.67	18.55
16		18.23		18.89		29.84	17.53
17							17.27
18							



## Heat 2 - Round 1 (13.5 Stock)

Pos	Car	Form	Name	Member Type	Car Make	Result	Ave	Best
1	4		Dave Ringsell	V10	Tamiya	19 / 300.12	15.79	15.31
2	1	F2	Andy Lewis	2010	Xray	17 / 312.63	18.39	16.91
3	6		Giles Bishop	V10	Xray	16 / 311.88	19.49	16.88
4	3		Ross Dilanda	2010	Schumacher	15 / 301.10	20.07	17.94
5	2		Chris Barnes	V10	Associated	5 / 108.33	21.66	17.71
6	5		Charlie Goldie	V10	Tamiya	3 / 59.54	19.84	18.56

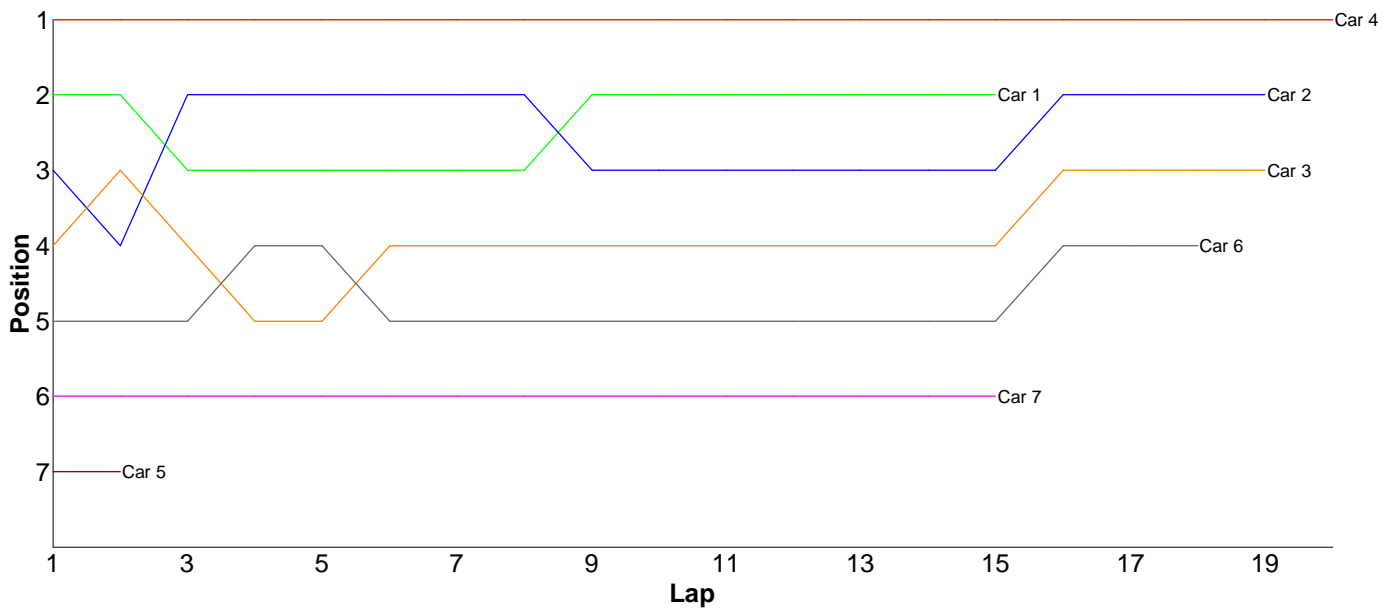
Lap	Car 1	Car 2	Car 3	Car 4	Car 5	Car 6
1	21.54	22.23	19.39	15.79	19.38	20.72
2	18.07	19.45	19.50	16.72	21.60	25.60
3	17.48	17.71	18.11	16.16	18.56	25.95
4	17.16	26.13	20.33	15.59		18.17
5	17.08	22.81	26.09	15.88		17.22
6	20.07		19.09	15.70		17.34
7	16.91		18.72	15.49		18.09
8	17.33		22.47	16.07		19.23
9	18.30		18.85	15.46		17.95
10	20.96		26.77	15.31		17.93
11	19.70		18.54	15.97		17.42
12	18.00		17.94	16.45		21.17
13	18.19		18.82	15.59		23.19
14	18.27		18.00	15.72		17.87
15	17.41		18.48	15.56		16.88
16	17.62			15.36		17.15
17	18.54			15.76		
18				15.52		
19				16.02		
20						



# Heat 3 - Round 1 (13.5 Stock)

Pos	Car	Form	Name	Member Type	Car Make	Result	Ave	Best
1	4		Malcolm Hall	V10	Hot Bodies	20 / 301.83	15.09	14.49
2	2	F2	Phillip Pullen	2010	Xray	19 / 301.88	15.88	15.34
3	3	F2	Chris Howard	2010	Xray	19 / 310.74	16.35	15.62
4	6		Matt Nicholls	2010	Schumacher	18 / 308.09	17.11	15.72
5	1	F2	Scott Stokes	2010	Xray	15 / 238.17	15.87	15.60
6	7		Steven Moss	V10	Xray	15 / 307.08	20.47	15.32
7	5		Rob Warren	2010	Xray	2 / 168.42	84.21	22.53

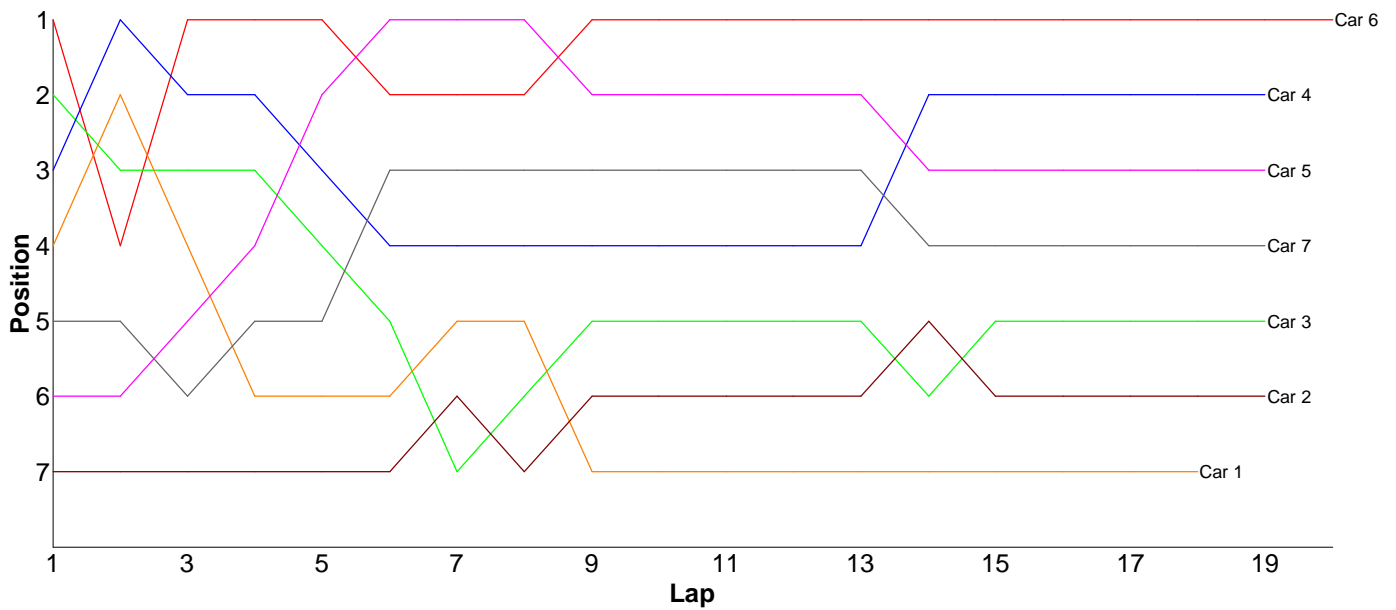
Lap	Car 1	Car 2	Car 3	Car 4	Car 5	Car 6	Car 7
1	15.71	16.10	16.20	14.49	22.53	16.90	18.42
2	15.68	15.98	15.84	15.31	145.89	17.85	20.40
3	17.12	15.95	17.87	14.95		15.88	16.40
4	15.86	16.08	16.79	15.21		15.87	15.32
5	16.08	15.75	15.62	15.15		15.72	16.53
6	15.73	16.14	15.88	14.82		17.90	36.18
7	15.70	15.55	15.77	14.76		16.66	16.97
8	15.81	15.64	16.35	15.00		16.21	18.42
9	15.60	16.84	16.22	15.18		16.56	16.56
10	15.94	16.01	15.81	14.98		15.90	16.36
11	15.88	15.74	16.01	14.88		15.88	17.74
12	15.71	15.70	16.08	15.11		27.11	42.62
13	15.65	15.85	16.59	14.94		17.15	17.43
14	16.07	15.34	16.05	15.08		16.74	21.50
15	15.63	15.86	16.75	15.11		16.34	16.23
16		15.65	16.22	15.42		15.95	
17		16.05	16.59	15.26		16.59	
18		16.08	17.14	15.55		16.88	
19		15.57	16.96	15.28			
20				15.35			
21							



# Heat 4 - Round 1 (13.5 Stock)

Pos	Car	Form	Name	Member Type	Car Make	Result	Ave	Best
1	6	F2	Neil Talbot	2010	Xray	20 / 314.85	15.74	14.72
2	4	F2	Gerald Page	2010	Xray	19 / 302.95	15.94	15.42
3	5		Trevor Scrase	V10	Xray	19 / 303.34	15.96	14.90
4	7	F2	Chris Graco	2010	Xray	19 / 306.71	16.14	15.63
5	3	F2	Kevin Bissell	2010	Xray	19 / 312.22	16.43	15.61
6	2	F2	Kieran Stokes (J)	2010	Xray	19 / 316.11	16.63	15.12
7	1	F1	James Davis	2010	Tamiya	18 / 301.37	16.74	15.64

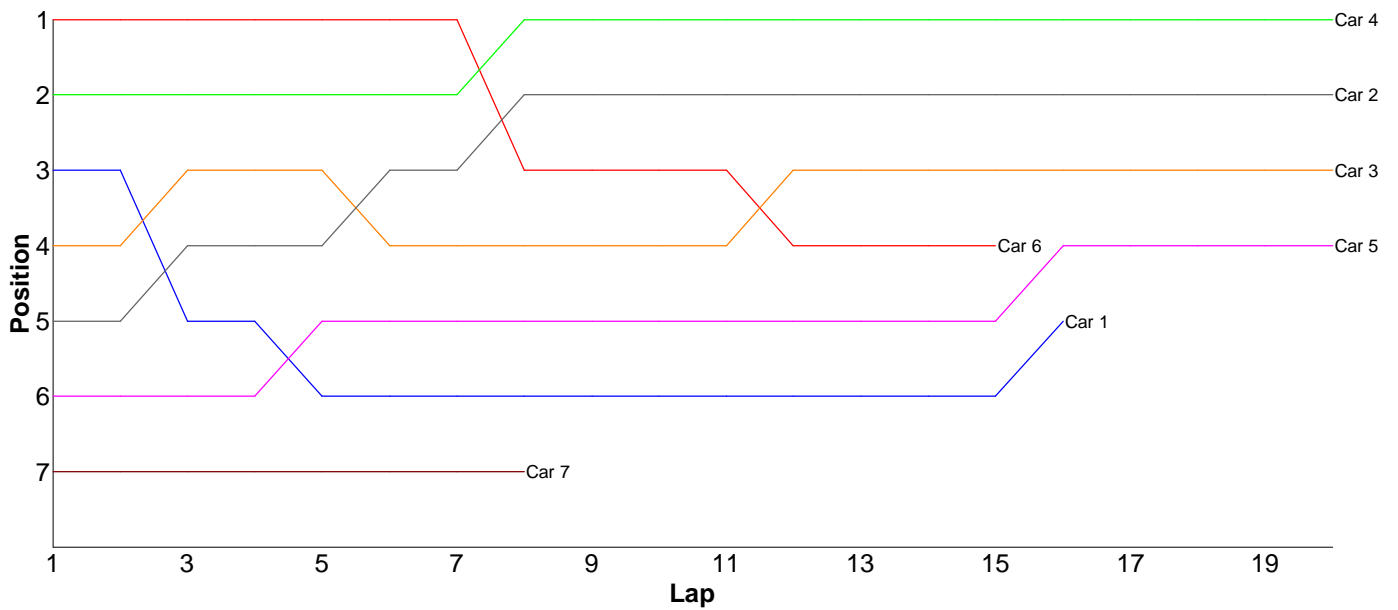
Lap	Car 1	Car 2	Car 3	Car 4	Car 5	Car 6	Car 7
1	16.43	21.62	15.77	16.15	17.81	15.43	16.59
2	15.64	15.40	16.30	15.60	15.32	16.67	15.85
3	15.91	17.77	15.68	15.68	14.90	15.14	15.81
4	16.48	15.89	15.61	15.59	15.51	14.72	15.96
5	17.97	15.83	16.73	16.72	15.00	16.33	16.63
6	15.91	15.28	18.06	18.23	16.06	16.67	16.10
7	15.78	15.75	19.68	15.71	15.26	15.11	15.79
8	15.87	19.44	16.71	15.55	15.65	16.02	15.81
9	25.55	16.27	15.89	15.81	16.49	15.14	15.98
10	16.46	15.80	15.76	16.90	16.45	15.23	15.73
11	16.03	15.23	15.63	15.90	15.87	15.16	15.84
12	16.13	17.08	18.10	15.76	15.40	15.02	15.63
13	16.40	15.12	15.92	15.77	15.38	18.09	15.96
14	15.74	15.58	16.49	15.42	20.37	16.62	18.74
15	16.04	19.86	16.20	15.68	16.05	15.71	16.28
16	16.91	15.66	16.04	15.49	16.09	15.57	16.20
17	16.32	16.28	15.65	15.61	15.36	16.35	15.99
18	15.80	15.67	15.65	15.61	15.08	15.18	16.04
19		16.58	16.35	15.77	15.29	15.51	15.78
20						15.18	
21							



# Heat 5 - Round 1 (13.5 Stock)

Pos	Car	Form	Name	Member Type	Car Make	Result	Ave	Best
1	4	F1	David Clift	2010	Schumacher	20 / 303.89	15.19	14.92
2	2		Richard King	V10	Photon	20 / 304.41	15.22	14.98
3	3		Mark Payne	V10	Xray	20 / 307.59	15.37	15.06
4	5	F2	Jon Wilkins	2010	Schumacher	20 / 311.71	15.58	14.87
5	1	F1	Rob Baxter	2010	Xray	16 / 258.45	16.15	15.23
6	6	F1	Brian Killick	2010	Xray	15 / 230.90	15.39	14.92
7	7		Lee Hedges	V10	3racing	8 / 173.42	21.67	15.66

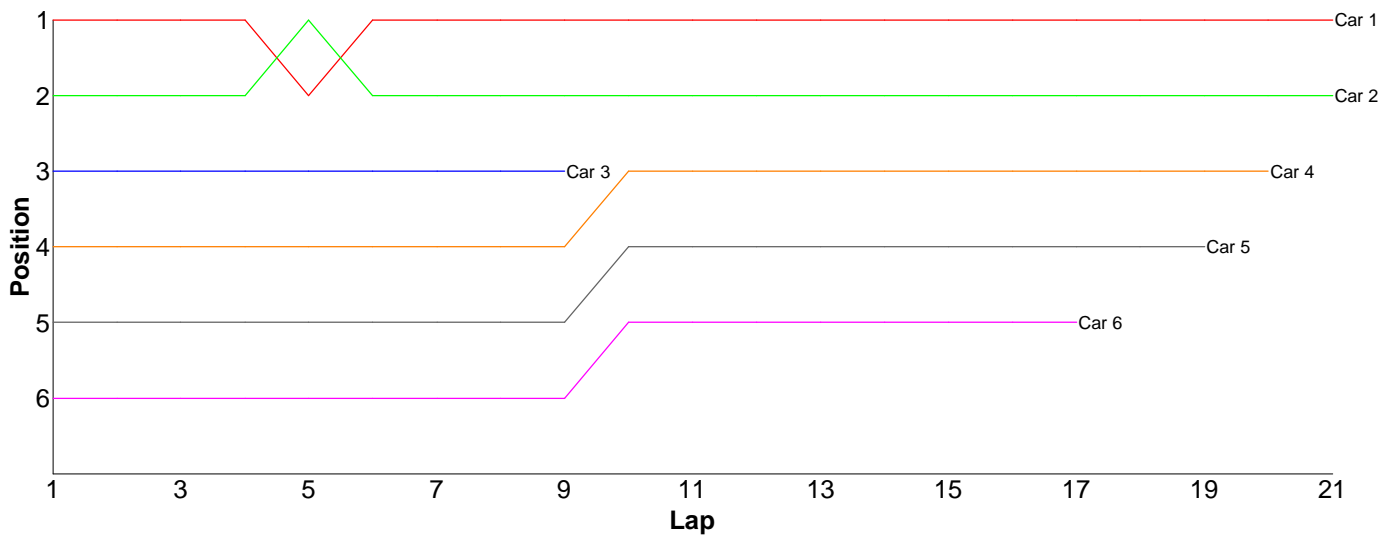
Lap	Car 1	Car 2	Car 3	Car 4	Car 5	Car 6	Car 7
1	15.67	15.90	15.86	15.49	17.42	15.00	19.26
2	15.23	15.49	15.16	15.01	15.63	14.92	56.69
3	17.47	15.50	15.44	15.19	16.65	15.19	16.85
4	16.87	15.39	15.56	15.74	15.89	15.12	15.95
5	16.35	15.20	15.21	15.11	15.91	15.36	16.43
6	16.01	15.34	15.86	15.22	15.25	15.46	16.68
7	15.48	15.19	15.31	15.02	14.95	15.43	15.90
8	15.81	15.04	15.06	15.19	15.48	16.78	15.66
9	15.33	15.29	15.26	15.19	14.87	15.28	
10	15.42	15.02	15.31	15.07	15.03	15.28	
11	16.49	15.07	15.49	15.09	14.98	15.27	
12	16.89	15.42	15.10	14.92	15.20	15.55	
13	16.23	15.20	15.41	15.42	15.38	15.43	
14	16.36	15.03	15.11	15.23	15.34	15.34	
15	16.30	15.01	15.44	15.12	15.26	15.49	
16	16.54	14.98	15.28	15.24	16.64		
17		15.03	15.61	15.10	15.66		
18		15.13	15.44	15.13	15.48		
19		15.15	15.30	15.24	15.44		
20		15.03	15.38	15.17	15.25		
21							



# Heat 6 - Round 1 (10.5 ProStk)

Pos	Car	Form	Name	Member Type	Car Make	Result	Ave	Best
1	1	F1	Kieran Clift (J)	2010	Schumacher	21 / 300.76	14.32	14.05
2	2	F1	Aaron Wearn	2010	Schumacher	21 / 303.41	14.44	14.22
3	4		Scott Hauser	2010	Schumacher	20 / 303.08	15.15	14.35
4	5	F1	Nick Adams	2010	Xray	19 / 302.75	15.93	14.21
5	6		Stan Chodzynski	V10	Xray	17 / 311.17	18.30	16.56
6	3		Matt Butcher	V10	Schumacher	9 / 130.58	14.50	14.28

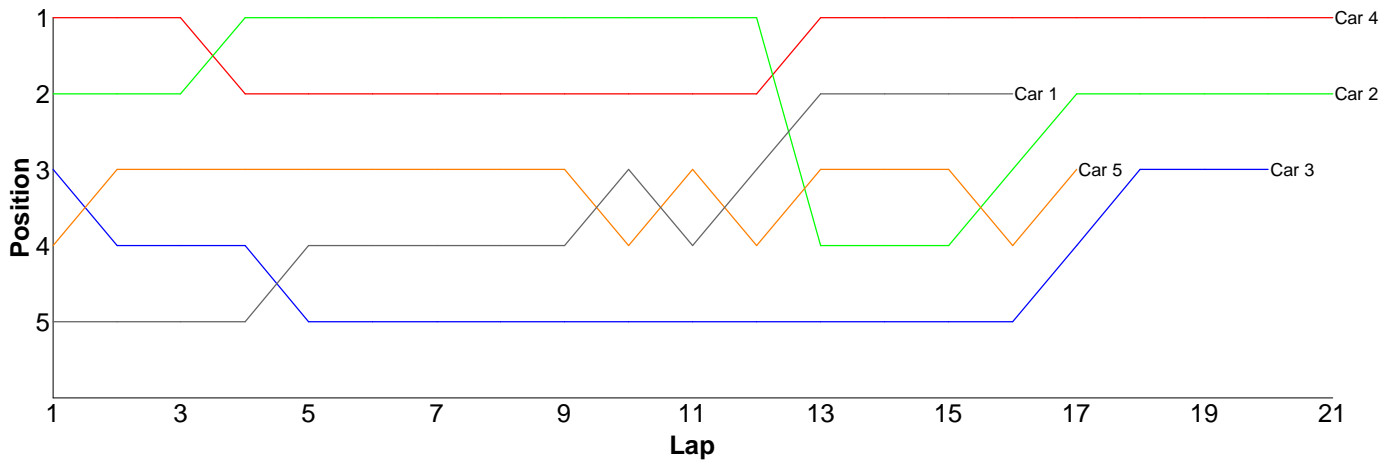
Lap	Car 1	Car 2	Car 3	Car 4	Car 5	Car 6
1	14.11	14.33	14.54	14.63	14.94	18.72
2	14.13	14.36	14.37	14.43	14.57	18.42
3	14.57	14.37	14.31	14.35	14.63	19.90
4	14.36	14.33	14.28	15.45	14.86	17.81
5	14.56	14.22	14.37	14.43	14.93	17.24
6	14.05	14.44	14.85	14.36	16.31	17.14
7	14.24	14.55	14.58	14.65	28.75	20.82
8	14.06	14.47	14.71	20.96	16.05	19.28
9	14.56	14.27	14.57	14.79	15.07	17.71
10	14.40	14.34		14.47	14.67	22.94
11	14.24	14.36		14.96	14.21	18.18
12	14.33	14.40		14.50	14.57	18.86
13	14.31	14.74		14.72	15.23	16.56
14	14.57	14.50		15.24	14.56	16.76
15	14.21	14.31		15.99	14.65	17.22
16	14.37	14.72		14.75	15.03	16.63
17	14.41	14.38		15.29	15.49	16.98
18	14.35	14.67		14.60	14.96	
19	14.35	14.60		14.96	19.27	
20	14.19	14.40		15.55		
21	14.39	14.65				
22						



# Heat 7 - Round 1 (Modified)

Pos	Car	Form	Name	Member Type	Car Make	Result	Ave	Best
1	4		Jonathan Robinson	V10	Xray	21 / 302.43	14.40	13.90
2	2		Marcus Aspell	V10	Team Magic	21 / 311.64	14.84	13.78
3	3		Craig Morgan	V10	Photon	20 / 312.59	15.62	14.32
4	5		Leigh Burton	V10	Schumacher	17 / 262.14	15.42	14.17
5	1		Tim Langdell	V10	Schumacher	16 / 240.60	15.03	14.11

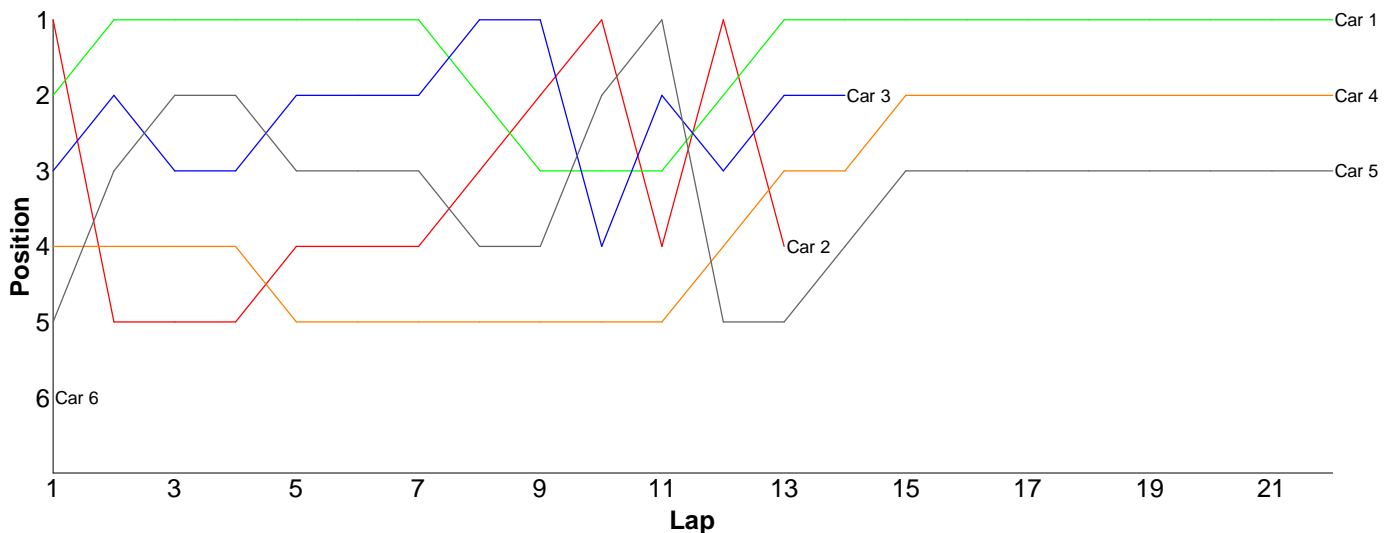
Lap	Car 1	Car 2	Car 3	Car 4	Car 5
1	22.63	14.61	15.27	14.31	15.75
2	14.73	15.08	18.93	14.41	16.09
3	15.10	13.78	16.14	14.23	14.90
4	14.36	13.88	15.27	14.70	15.54
5	14.26	13.93	15.55	14.32	15.20
6	14.22	13.85	14.39	14.22	15.17
7	14.57	13.98	14.39	14.66	14.29
8	14.18	14.27	14.47	14.19	14.36
9	14.40	13.91	14.32	14.79	14.58
10	14.11	14.16	16.41	14.40	18.45
11	16.20	14.31	14.92	14.35	14.17
12	14.47	14.34	14.94	14.53	14.99
13	14.18	29.43	14.78	13.90	14.64
14	14.31	14.08	15.23	14.11	14.48
15	14.62	14.07	17.24	14.18	14.35
16	14.26	13.93	15.51	14.60	19.71
17		13.98	15.21	14.33	15.47
18		14.01	14.88	14.52	
19		14.00	19.40	14.32	
20		14.03	15.34	14.19	
21		14.01		15.17	
22					



## Heat 8 - Round 1 (Modified)

Pos	Car	Form	Name	Member Type	Car Make	Result	Ave	Best
1	1		Glen Westwood	2010	Xray	22 / 302.99	13.77	13.54
2	4		Brian Eldridge	V10	Photon	22 / 308.51	14.02	13.77
3	5		Mark Sadler	V10	Xray	22 / 309.40	14.06	13.55
4	3		Chris Kerswell	2010	Schumacher	14 / 194.32	13.88	13.33
5	2		Elliott Harper	2010	Tamiya	13 / 182.83	14.06	13.36
6	6		Stefan Chodzynski	V10	Xray	1 / 16.70	16.70	16.70

Lap	Car 1	Car 2	Car 3	Car 4	Car 5	Car 6
1	13.69	13.61	13.87	14.04	14.09	16.70
2	13.67	14.72	13.65	13.88	13.55	
3	13.83	13.54	14.06	13.77	13.64	
4	13.64	13.75	13.54	13.91	13.61	
5	13.62	13.81	13.56	13.97	13.85	
6	13.60	13.61	13.75	13.86	13.81	
7	13.64	13.46	13.53	14.28	13.64	
8	13.89	13.36	13.33	14.01	13.83	
9	14.15	13.58	13.52	13.92	13.84	
10	13.85	13.63	14.92	14.00	13.68	
11	13.73	14.37	13.54	13.82	13.57	
12	14.17	13.96	15.59	13.97	18.12	
13	13.95	17.43	13.75	13.93	14.53	
14	13.68		13.71	14.07	14.23	
15	13.70			14.02	13.85	
16	13.67			13.87	13.89	
17	13.54			14.10	13.87	
18	13.87			14.08	13.92	
19	13.87			14.50	13.96	
20	13.68			14.19	13.70	
21	13.62			14.24	14.29	
22	13.93			14.08	13.93	
23						

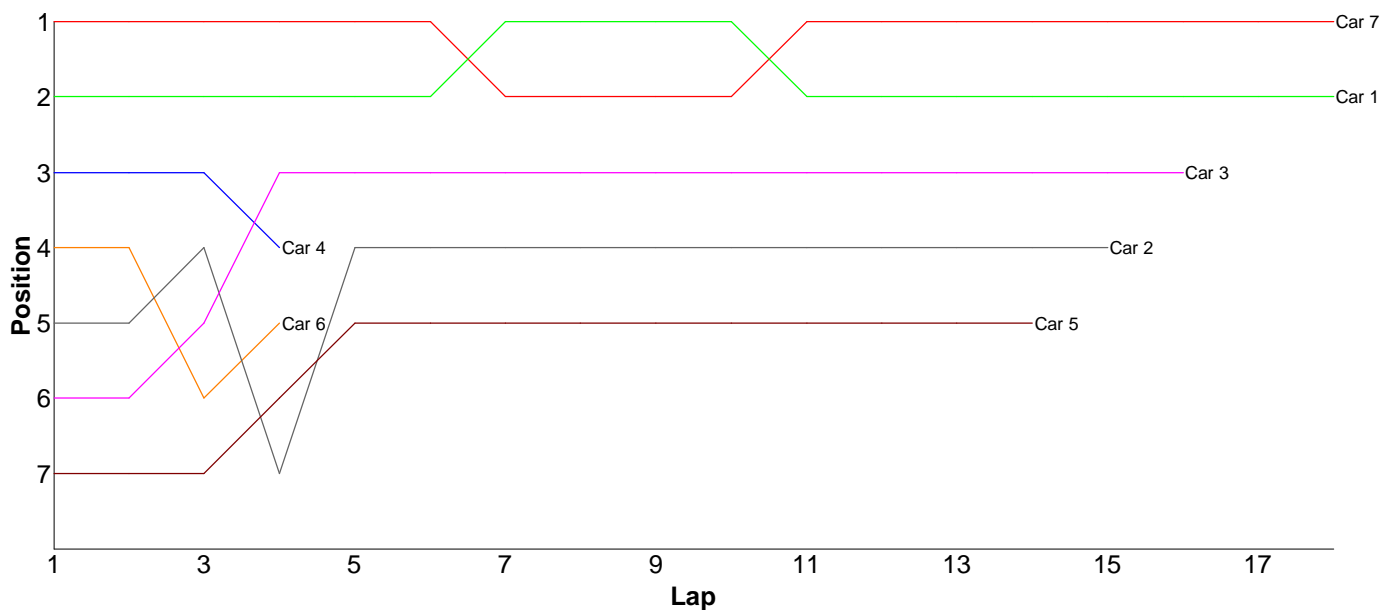


## Heat 1 - Round 2 (17.5 Sport)

Pos	Car	Form	Name	Member Type	Car Make	Result	Ave	Best
1	7		Simon Worger	2010	Xray	18 / 309.43	17.19	16.34
2	1		Paul Taylor	V10	Schumacher	18 / 315.57	17.53	17.03
3	3	F2	Bradley Killick (J)	2010	Xray	16 / 314.62	19.66	18.12
4	2	F2	Mick Barnes	2010	Xray	15 / 304.60	20.30	18.35
5	5	F2	Jason Elliot	2010	Associated	14 / 311.91	22.27	18.61

6	4	F2	Nicholas Mugridge	2010	Schumacher	4 / 76.72	19.18	17.71
7	6	F2	David Chieng	2010	Tamiya	4 / 78.28	19.57	18.96

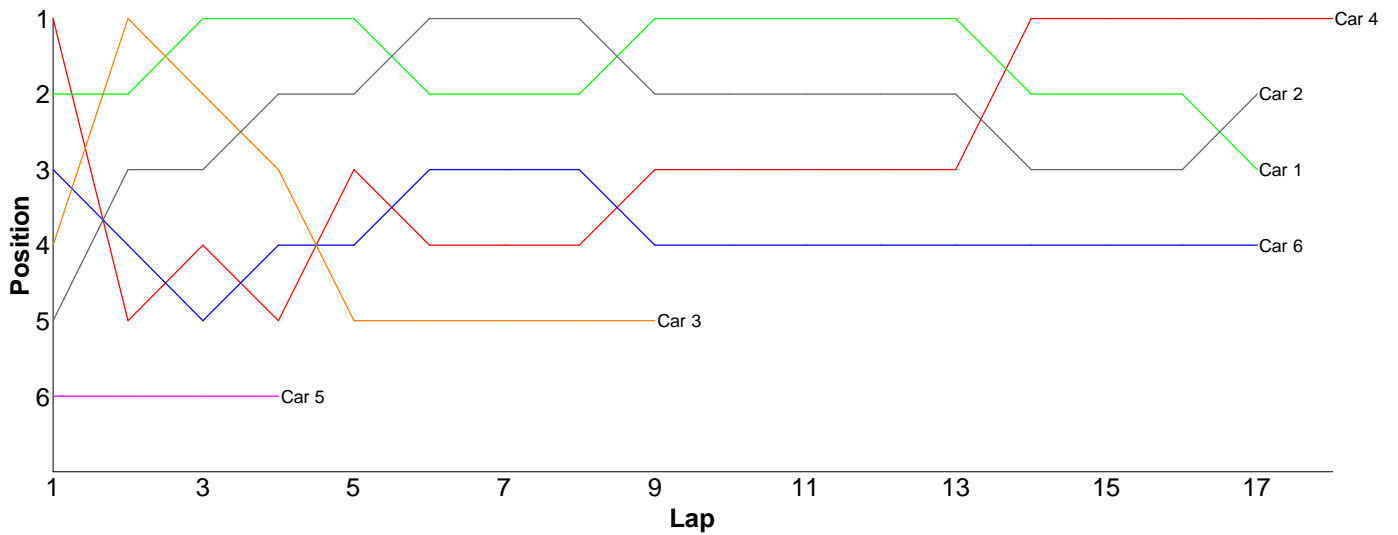
Lap	Car 1	Car 2	Car 3	Car 4	Car 5	Car 6	Car 7
1	17.19	19.16	19.55	17.71	22.21	18.96	17.13
2	17.46	19.28	19.33	18.12	19.07	19.04	17.03
3	18.00	18.44	18.64	18.76	20.48	20.39	17.28
4	17.11	24.25	18.51	22.13	18.61	19.89	17.01
5	17.26	26.18	20.43		28.21		17.16
6	17.53	18.67	18.48		21.22		18.52
7	17.03	19.30	18.12		26.28		17.52
8	17.17	20.88	18.69		18.70		17.86
9	17.09	18.35	19.48		20.82		17.22
10	17.27	18.70	21.95		19.77		16.67
11	17.52	21.46	18.59		27.62		16.34
12	17.44	19.74	23.79		30.13		16.70
13	17.99	18.70	21.52		19.24		17.53
14	17.81	19.31	19.41		19.55		17.41
15	18.01	22.18	19.56				16.85
16	17.83		18.57				16.89
17	18.05						16.83
18	17.81						17.48
19							



# Heat 2 - Round 2 (13.5 Stock)

Pos	Car	Form	Name	Member Type	Car Make	Result	Ave	Best
1	4		Dave Ringsell	V10	Tamiya	18 / 309.07	17.17	15.39
2	2		Chris Barnes	V10	Associated	17 / 302.35	17.78	16.48
3	1	F2	Andy Lewis	2010	Xray	17 / 306.55	18.03	16.52
4	6		Giles Bishop	V10	Xray	17 / 313.12	18.41	16.68
5	3		Ross Dilanda	2010	Schumacher	9 / 301.90	33.54	17.71
6	5		Charlie Goldie	V10	Tamiya	4 / 116.30	29.07	22.39

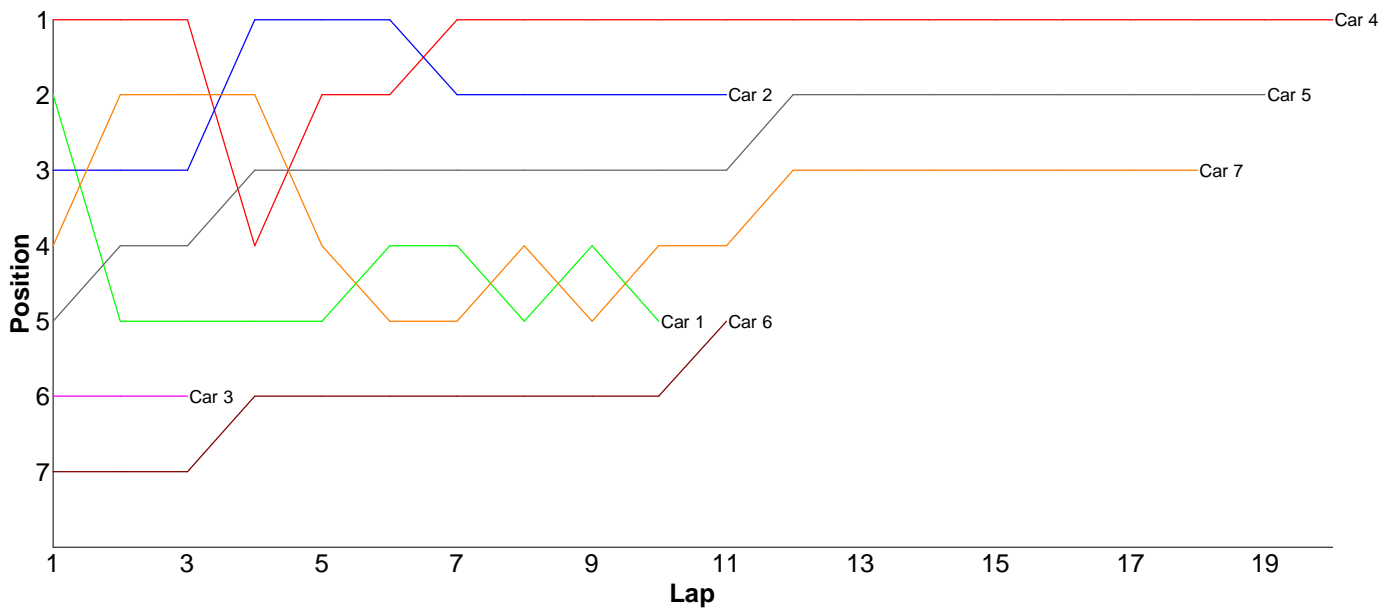
Lap	Car 1	Car 2	Car 3	Car 4	Car 5	Car 6
1	17.63	19.74	18.58	17.12	26.73	18.16
2	18.92	18.13	17.71	21.63	34.12	20.07
3	17.09	16.69	17.82	16.61	22.39	18.18
4	17.07	16.99	19.21	19.58	33.06	18.45
5	17.86	17.05	140.47	16.77		17.16
6	17.24	16.63	19.03	22.27		16.68
7	16.52	16.73	19.44	16.67		17.78
8	17.02	16.60	28.72	15.64		18.10
9	17.20	19.74	20.92	15.69		17.97
10	16.75	18.20		18.42		21.56
11	17.52	16.99		15.67		17.85
12	16.91	16.73		15.39		23.55
13	17.03	16.48		18.37		19.31
14	25.26	23.55		16.39		16.95
15	16.93	17.75		16.15		16.77
16	17.41	17.19		15.66		17.04
17	22.19	17.16		15.48		17.54
18				15.56		
19						



# Heat 3 - Round 2 (13.5 Stock)

Pos	Car	Form	Name	Member Type	Car Make	Result	Ave	Best
1	4		Malcolm Hall	V10	Hot Bodies	20 / 310.66	15.53	14.90
2	5		Rob Warren	2010	Xray	19 / 308.69	16.24	15.60
3	7		Steven Moss	V10	Xray	18 / 305.91	16.99	15.40
4	2	F2	Phillip Pullen	2010	Xray	11 / 178.03	16.18	15.66
5	6		Matt Nicholls	2010	Schumacher	11 / 302.96	27.54	15.94
6	1	F2	Scott Stokes	2010	Xray	10 / 166.80	16.68	15.87
7	3	F2	Chris Howard	2010	Xray	3 / 98.39	32.79	16.87

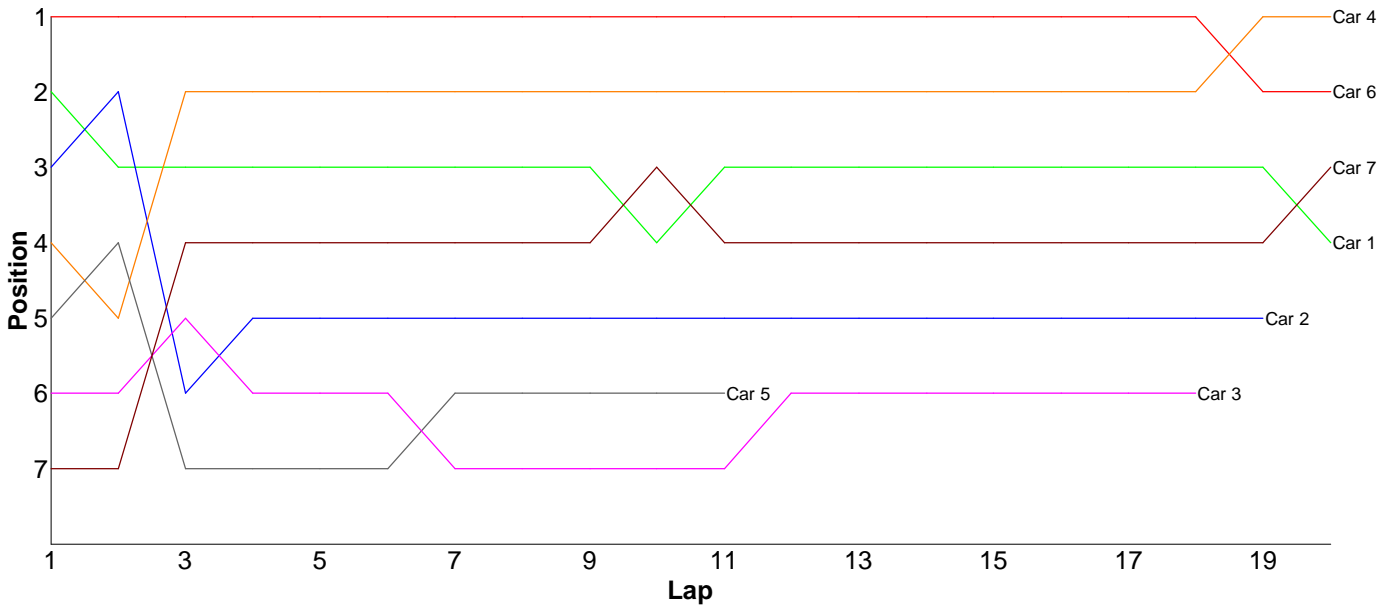
Lap	Car 1	Car 2	Car 3	Car 4	Car 5	Car 6	Car 7
1	16.03	16.04	16.87	15.31	16.60	136.74	16.18
2	20.17	16.10	44.55	15.31	16.39	15.94	15.67
3	15.87	15.93	36.97	15.11	15.93	17.68	16.17
4	16.09	16.00		20.17	16.66	16.74	17.30
5	16.14	15.98		16.23	16.62	16.08	18.16
6	16.42	16.27		15.38	17.12	16.09	18.38
7	16.15	17.06		15.38	15.60	16.14	15.89
8	16.37	16.13		15.08	16.00	18.80	15.40
9	16.19	15.66		15.12	16.00	16.42	16.35
10	17.37	16.27		14.90	16.03	16.01	16.36
11		16.59		15.43	15.93	16.32	17.60
12				15.54	16.32		16.84
13				14.93	16.27		16.44
14				15.46	16.02		22.27
15				15.14	17.08		15.93
16				15.57	16.02		16.04
17				15.19	15.99		18.04
18				15.44	16.06		16.89
19				14.95	16.05		
20				15.02			
21							



# Heat 4 - Round 2 (13.5 Stock)

Pos	Car	Form	Name	Member Type	Car Make	Result	Ave	Best
1	4	F2	Gerald Page	2010	Xray	20 / 309.43	15.47	15.18
2	6	F2	Neil Talbot	2010	Xray	20 / 309.54	15.47	15.09
3	7	F2	Chris Graco	2010	Xray	20 / 315.14	15.75	15.46
4	1	F1	James Davis	2010	Tamiya	20 / 316.76	15.83	15.24
5	2	F2	Kieran Stokes (J)	2010	Xray	19 / 309.50	16.28	15.08
6	3	F2	Kevin Bissell	2010	Xray	18 / 305.84	16.99	15.09
7	5		Trevor Scrase	V10	Xray	11 / 181.50	16.50	15.11

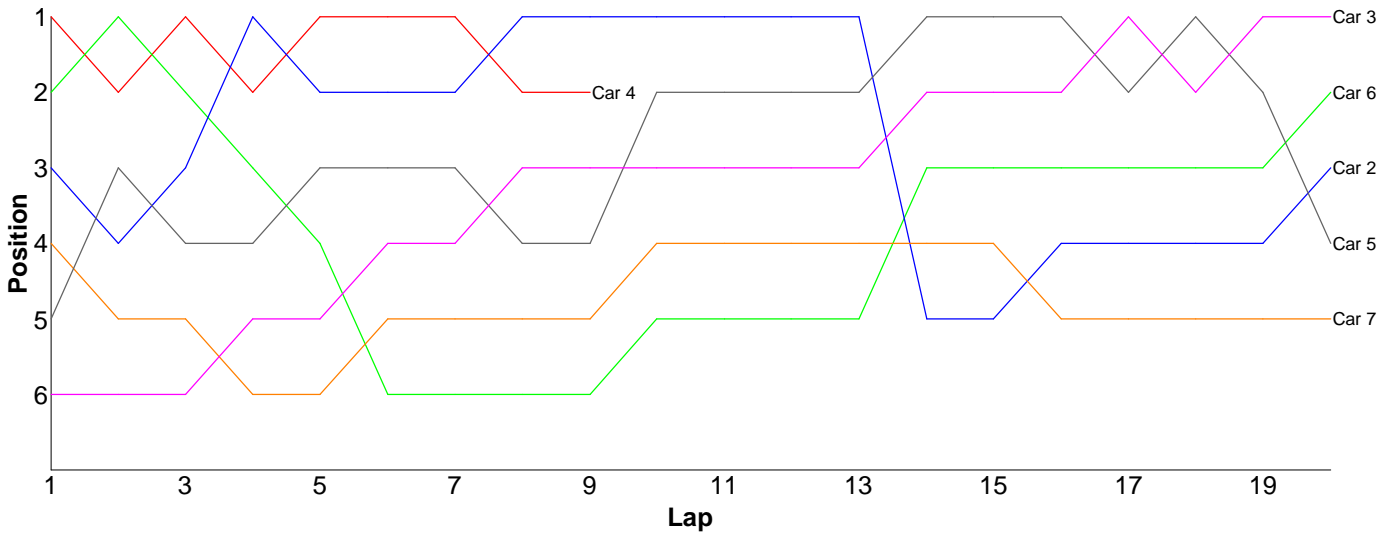
Lap	Car 1	Car 2	Car 3	Car 4	Car 5	Car 6	Car 7
1	15.56	15.59	16.13	15.80	15.85	15.36	16.23
2	15.33	15.21	15.66	15.35	15.24	15.09	15.83
3	16.05	18.90	16.94	15.28	20.04	15.55	15.85
4	15.97	15.91	17.33	15.76	16.60	15.10	15.46
5	15.41	15.40	15.70	15.43	15.71	15.16	15.58
6	15.34	15.43	15.31	15.35	15.11	15.31	15.70
7	15.40	16.33	19.03	15.50	15.25	15.63	15.69
8	15.25	15.08	23.28	15.45	15.42	15.25	15.78
9	15.62	15.14	15.89	15.44	15.48	15.37	15.65
10	18.05	18.02	24.78	15.38	21.08	15.48	15.78
11	15.29	15.92	17.51	15.50	15.72	15.43	15.81
12	15.67	20.53	15.52	15.45		16.56	15.80
13	15.53	15.45	15.63	15.72		15.86	15.68
14	15.86	16.04	15.09	15.48		15.31	15.70
15	15.54	15.48	15.38	15.49		15.26	15.99
16	15.45	17.32	15.40	15.47		15.54	15.80
17	15.82	16.28	15.71	15.18		15.52	15.69
18	15.24	15.66	15.55	15.52		15.19	15.75
19	15.39	15.81		15.37		16.00	15.76
20	18.99			15.51		15.57	15.61
21							



# Heat 5 - Round 2 (13.5 Stock)

Pos	Car	Form	Name	Member Type	Car Make	Result	Ave	Best
1	3		Mark Payne	V10	Xray	20 / 304.57	15.22	14.88
2	6	F1	Brian Killick	2010	Xray	20 / 308.61	15.43	15.02
3	2		Richard King	V10	Photon	20 / 309.85	15.49	14.83
4	5	F2	Jon Wilkins	2010	Schumacher	20 / 311.34	15.56	14.88
5	7		Lee Hedges	V10	3racing	20 / 314.91	15.74	14.96
6	4	F1	David Clift	2010	Schumacher	9 / 136.34	15.14	14.98
7	1	F1	Rob Baxter	2010	Xray	0 / 0.00	0.00	0.00

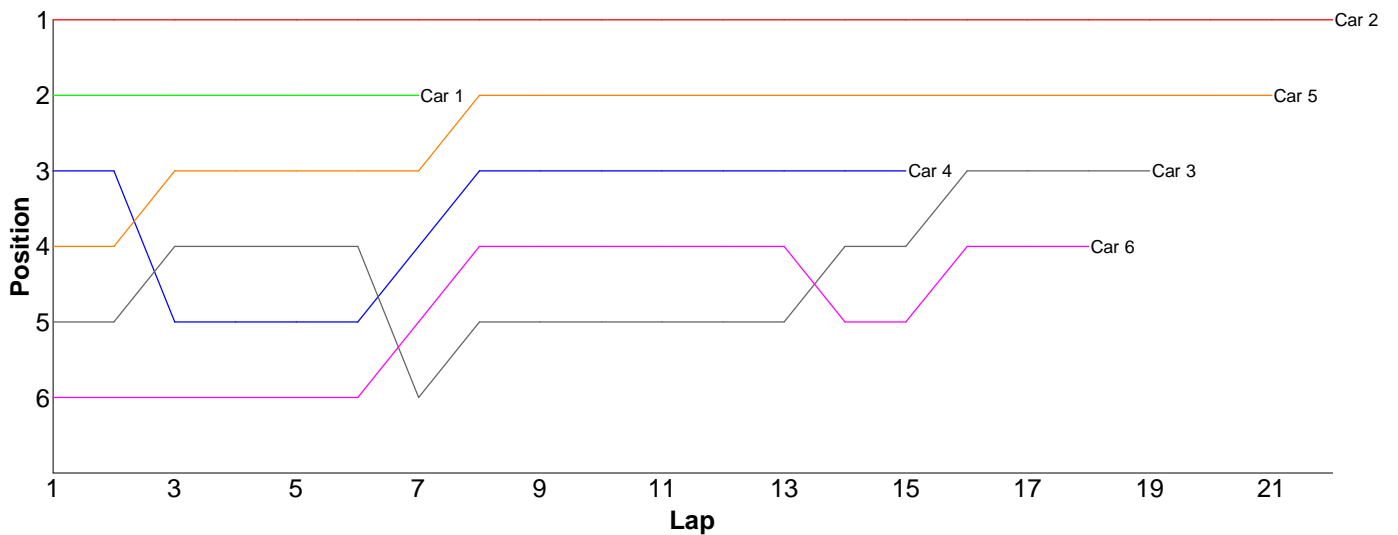
Lap	Car 1	Car 2	Car 3	Car 4	Car 5	Car 6	Car 7
1		15.30	15.58	14.98	15.42	15.04	15.37
2		15.17	15.42	15.10	15.02	15.02	15.50
3		15.14	15.03	15.30	15.30	15.41	14.96
4		14.83	15.21	15.09	15.39	15.22	15.47
5		15.32	15.29	15.23	15.07	15.79	15.24
6		15.25	15.11	15.25	14.92	16.39	15.51
7		14.97	14.88	14.98	15.22	15.55	15.70
8		14.93	14.91	15.09	15.46	15.24	15.31
9		15.24	15.24	15.32	15.06	15.61	15.78
10		15.11	15.27		15.03	15.52	15.25
11		15.41	15.33		15.11	15.20	15.34
12		15.21	14.96		14.88	15.27	15.20
13		15.00	15.47		15.27	15.40	15.73
14		20.25	15.11		15.21	15.26	15.60
15		15.66	15.33		15.59	15.36	16.03
16		15.80	15.34		15.52	15.43	18.88
17		15.35	15.18		15.25	15.52	16.27
18		15.29	15.37		15.22	15.58	15.67
19		15.35	15.15		15.25	15.31	16.17
20		15.27	15.39		22.15	15.49	15.93
21							



# Heat 6 - Round 2 (10.5 ProStk)

Pos	Car	Form	Name	Member Type	Car Make	Result	Ave	Best
1	2	F1	Aaron Wearn	2010	Schumacher	22 / 314.13	14.27	13.70
2	5	F1	Nick Adams	2010	Xray	21 / 310.10	14.76	14.24
3	3		Matt Butcher	V10	Schumacher	19 / 308.67	16.24	14.57
4	6		Stan Chodzynski	V10	Xray	18 / 301.44	16.74	15.66
5	4		Scott Hauser	2010	Schumacher	15 / 235.14	15.67	14.47
6	1	F1	Kieran Clift (J)	2010	Schumacher	7 / 100.38	14.34	14.12

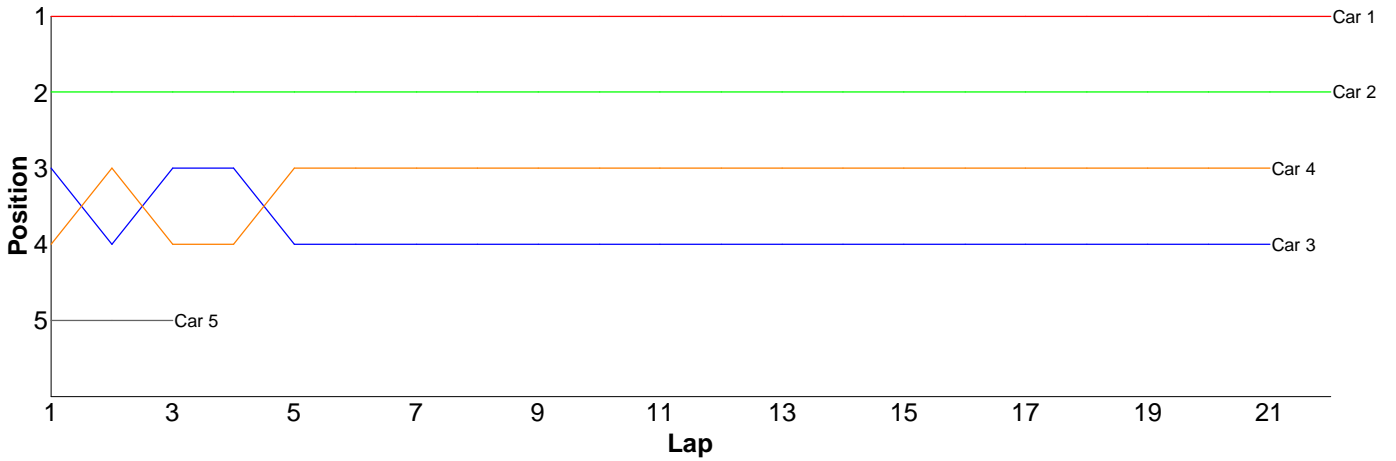
Lap	Car 1	Car 2	Car 3	Car 4	Car 5	Car 6
1	14.38	13.98	15.51	14.67	14.92	16.70
2	14.12	13.70	14.83	14.51	14.69	16.40
3	14.29	14.26	14.85	16.86	14.96	15.66
4	14.67	14.02	14.70	15.15	14.49	18.38
5	14.30	13.93	15.27	14.87	14.24	17.71
6	14.43	13.90	14.93	14.47	14.34	16.10
7	14.19	14.13	40.08	15.23	14.43	15.83
8		14.18	15.21	16.43	14.68	15.72
9		14.02	14.83	14.79	15.24	16.35
10		14.01	15.63	14.63	14.63	16.13
11		14.07	14.91	14.54	14.51	22.08
12		14.17	14.84	16.73	14.78	16.86
13		14.66	14.93	15.38	15.38	16.30
14		14.54	14.57	21.39	14.73	16.42
15		14.59	14.81	15.49	15.34	17.12
16		14.68	14.78		14.53	15.82
17		14.45	14.58		14.86	16.14
18		14.79	14.68		14.82	15.72
19		14.50	14.73		14.82	
20		14.42			14.90	
21		14.49			14.81	
22		14.64				
23						



# Heat 7 - Round 2 (Modified)

Pos	Car	Form	Name	Member Type	Car Make	Result	Ave	Best
1	1		Tim Langdell	V10	Schumacher	22 / 308.66	14.03	13.64
2	2		Marcus Askill	V10	Team Magic	22 / 311.23	14.14	13.87
3	4		Jonathan Robinson	V10	Xray	21 / 302.14	14.38	14.07
4	3		Craig Morgan	V10	Photon	21 / 310.75	14.79	14.06
5	5		Leigh Burton	V10	Schumacher	3 / 47.38	15.79	15.53

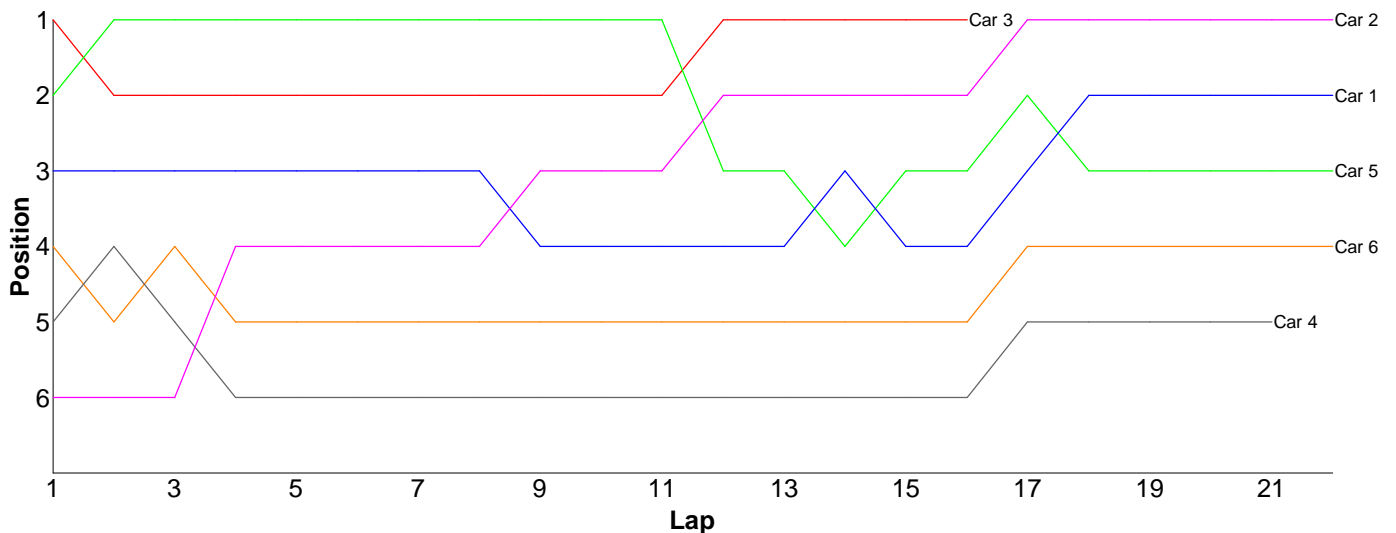
Lap	Car 1	Car 2	Car 3	Car 4	Car 5
1	13.85	14.23	14.59	14.70	15.82
2	13.94	14.09	14.39	14.24	15.53
3	13.89	14.26	14.30	14.85	16.03
4	13.80	14.02	14.06	14.20	
5	14.25	14.35	15.11	14.23	
6	13.64	13.87	14.62	14.27	
7	14.13	14.17	15.04	14.10	
8	14.19	14.27	14.84	14.12	
9	13.75	13.88	14.64	14.30	
10	13.89	14.30	15.36	14.28	
11	14.21	14.34	14.55	14.45	
12	14.40	13.92	14.79	14.98	
13	14.00	14.06	14.66	14.39	
14	14.13	14.14	14.71	14.53	
15	14.17	14.10	14.49	14.19	
16	14.25	14.01	14.39	14.07	
17	13.84	14.18	14.26	14.36	
18	13.92	13.94	17.41	14.57	
19	13.96	13.98	14.52	14.31	
20	14.26	14.89	14.33	14.39	
21	14.20	14.07	15.69	14.61	
22	13.99	14.16			
23					



## Heat 8 - Round 2 (Modified)

Pos	Car	Form	Name	Member Type	Car Make	Result	Ave	Best
1	2		Elliott Harper	2010	Tamiya	22 / 303.30	13.78	13.34
2	1		Glen Westwood	2010	Xray	22 / 306.62	13.93	13.66
3	5		Mark Sadler	V10	Xray	22 / 307.18	13.96	13.30
4	6		Stefan Chodzynski	V10	Xray	22 / 309.47	14.06	13.68
5	4		Brian Eldridge	V10	Photon	21 / 301.20	14.34	14.06
6	3		Chris Kerswell	2010	Schumacher	16 / 220.60	13.78	13.50

Lap	Car 1	Car 2	Car 3	Car 4	Car 5	Car 6
1	13.74	15.44	13.50	14.90	13.57	14.67
2	13.93	14.45	13.68	14.29	13.30	14.68
3	13.66	13.86	13.63	14.36	13.62	14.11
4	13.94	13.54	13.66	14.21	13.82	13.97
5	13.81	13.47	14.31	14.10	13.71	14.09
6	13.74	13.34	13.67	14.33	13.53	13.98
7	13.76	13.48	13.54	14.11	13.85	14.03
8	13.85	13.77	13.73	14.26	13.45	14.24
9	14.64	13.55	13.69	14.53	13.64	14.07
10	13.85	13.52	14.19	14.41	13.72	14.09
11	13.68	13.60	13.78	14.14	13.64	13.68
12	14.13	13.51	13.83	14.28	16.03	13.74
13	14.20	13.77	13.69	14.87	14.11	14.20
14	13.77	13.78	14.09	14.36	14.76	14.16
15	13.98	13.67	13.70	14.13	13.77	13.89
16	14.43	14.13	13.91	14.30	13.96	13.96
17	13.89	13.70		14.36	14.21	13.99
18	13.91	13.68		14.52	14.49	14.03
19	13.97	13.54		14.42	13.80	13.92
20	13.98	14.24		14.26	13.88	14.02
21	13.88	13.71		14.06	14.15	14.12
22	13.88	13.55			14.17	13.83
23						

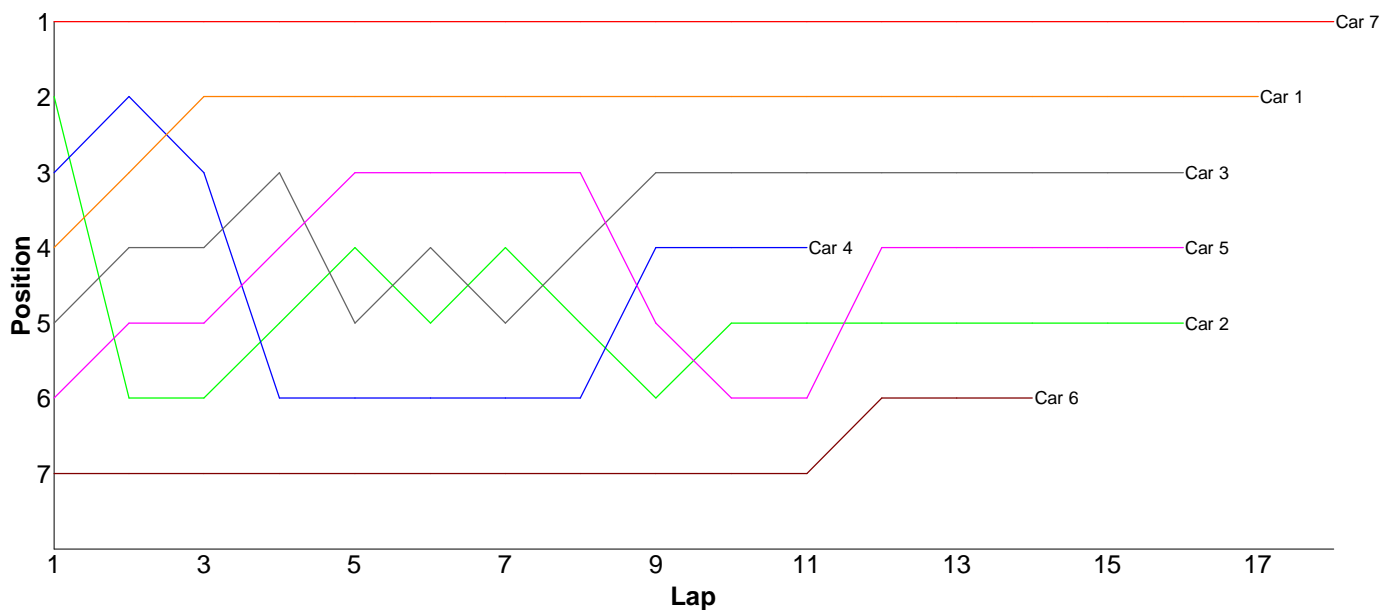


## Heat 1 - Round 3 (17.5 Sport)

Pos	Car	Form	Name	Member Type	Car Make	Result	Ave	Best
1	7		Simon Worger	2010	Xray	18 / 313.32	17.40	16.20
2	1		Paul Taylor	V10	Schumacher	17 / 311.48	18.32	17.25
3	3	F2	Bradley Killick (J)	2010	Xray	16 / 310.42	19.40	17.90
4	5	F2	Jason Elliot	2010	Associated	16 / 317.89	19.86	17.70
5	2	F2	Mick Barnes	2010	Xray	16 / 318.22	19.88	17.04

6	6	F2	David Chieng	2010	Tamiya	14 / 300.08	21.43	17.92
7	4	F2	Nicholas Mugridge	2010	Schumacher	11 / 219.45	19.95	18.09

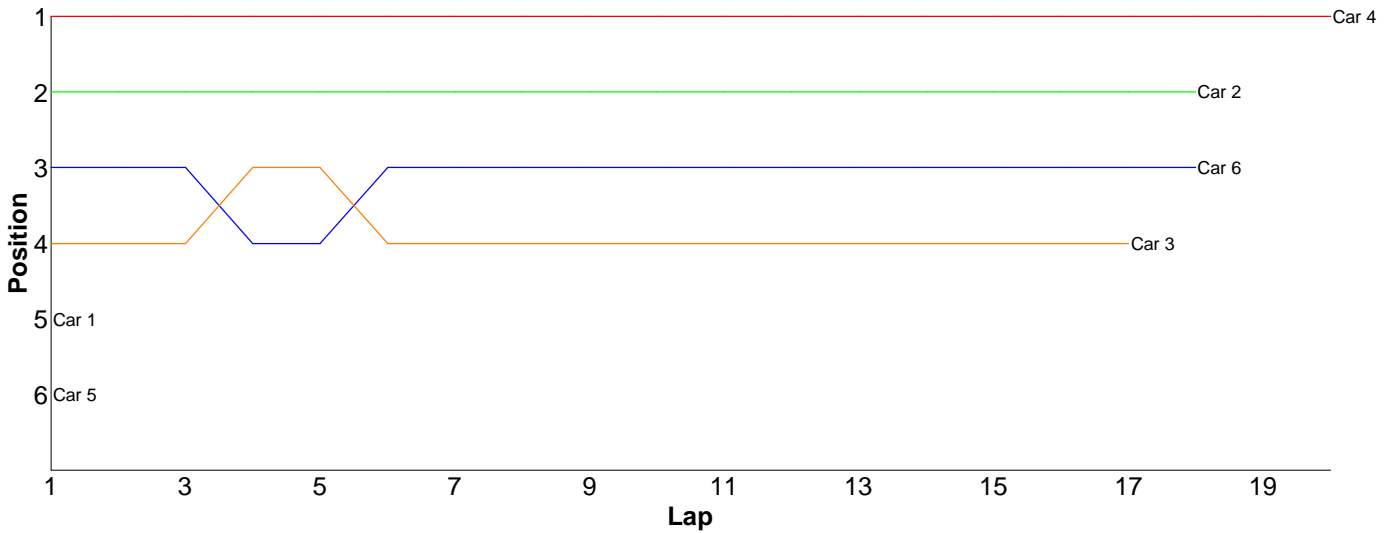
Lap	Car 1	Car 2	Car 3	Car 4	Car 5	Car 6	Car 7
1	18.69	17.63	19.24	18.09	19.49	30.70	17.21
2	18.21	23.66	18.41	18.71	18.59	33.49	16.49
3	17.28	18.80	17.90	18.46	19.06	19.86	16.20
4	17.47	17.04	18.01	28.65	17.70	25.70	18.19
5	17.87	22.50	26.42	19.52	18.28	18.53	17.29
6	17.37	18.91	18.45	21.21	18.32	17.92	16.83
7	17.50	17.92	20.61	18.84	19.13	18.34	16.80
8	17.25	25.47	19.20	19.10	24.37	19.76	20.91
9	21.27	24.79	19.68	19.86	30.08	18.60	17.04
10	23.73	18.23	18.99	18.45	20.69	19.12	16.32
11	17.80	17.54	20.57	18.56	18.76	19.01	18.43
12	17.81	21.39	18.28		18.22	21.27	16.96
13	17.68	20.07	18.80		18.06	18.64	16.74
14	17.97	18.05	18.32		18.29	19.14	17.65
15	17.59	17.93	18.76		19.60		16.80
16	18.25	18.29	18.78		19.25		17.63
17	17.74						17.71
18							18.12
19							



## Heat 2 - Round 3 (13.5 Stock)

Pos	Car	Form	Name	Member Type	Car Make	Result	Ave	Best
1	4		Dave Ringsell	V10	Tamiya	20 / 308.49	15.42	14.86
2	2		Chris Barnes	V10	Associated	18 / 308.24	17.12	16.27
3	6		Giles Bishop	V10	Xray	18 / 316.11	17.56	16.55
4	3		Ross Dilanda	2010	Schumacher	17 / 316.56	18.62	17.51
5	1	F2	Andy Lewis	2010	Xray	1 / 18.26	18.26	18.26
6	5		Charlie Goldie	V10	Tamiya	1 / 31.46	31.46	31.46

Lap	Car 1	Car 2	Car 3	Car 4	Car 5	Car 6
1	18.26	16.99	17.88	15.08	31.46	17.80
2		16.60	18.18	15.45		17.35
3		17.10	18.98	14.86		17.20
4		16.94	17.83	15.02		21.96
5		16.58	17.51	15.02		17.58
6		16.27	18.99	15.01		17.02
7		16.61	18.12	15.59		17.20
8		16.55	21.30	15.18		17.35
9		17.51	20.69	15.34		17.05
10		20.85	18.58	15.68		17.97
11		17.27	17.61	16.83		17.74
12		16.92	17.84	15.97		18.21
13		16.44	18.63	15.43		17.11
14		16.84	19.11	15.96		17.07
15		17.45	18.33	15.58		16.62
16		17.21	17.58	15.05		16.55
17		17.11	19.40	15.31		16.90
18		17.00		15.04		17.43
19				15.70		
20				15.39		
21						

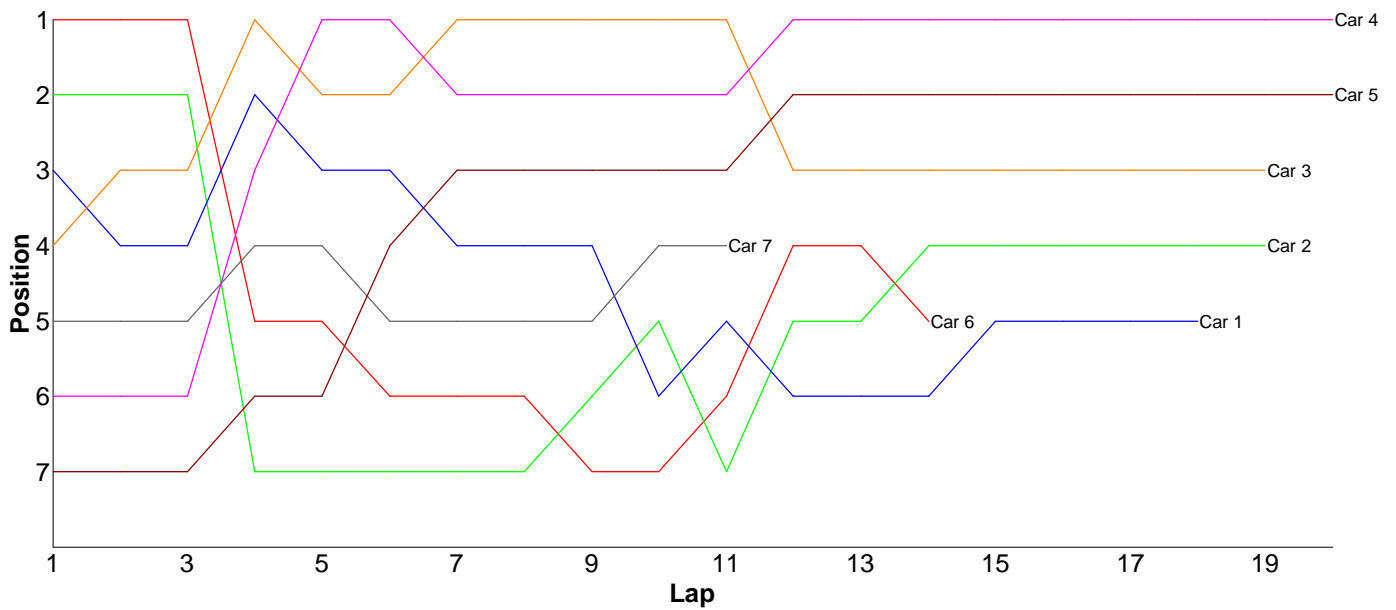




# Heat 4 - Round 3 (13.5 Stock)

Pos	Car	Form	Name	Member Type	Car Make	Result	Ave	Best
1	4	F2	Gerald Page	2010	Xray	20 / 313.51	15.67	15.34
2	5		Trevor Scrase	V10	Xray	20 / 314.96	15.74	15.16
3	3	F2	Kevin Bissell	2010	Xray	19 / 300.28	15.80	15.04
4	2	F2	Kieran Stokes (J)	2010	Xray	19 / 309.14	16.27	15.05
5	1	F1	James Davis	2010	Tamiya	18 / 304.07	16.89	15.33
6	6	F2	Neil Talbot	2010	Xray	14 / 233.22	16.65	14.93
7	7	F2	Chris Graco	2010	Xray	11 / 176.59	16.05	15.61

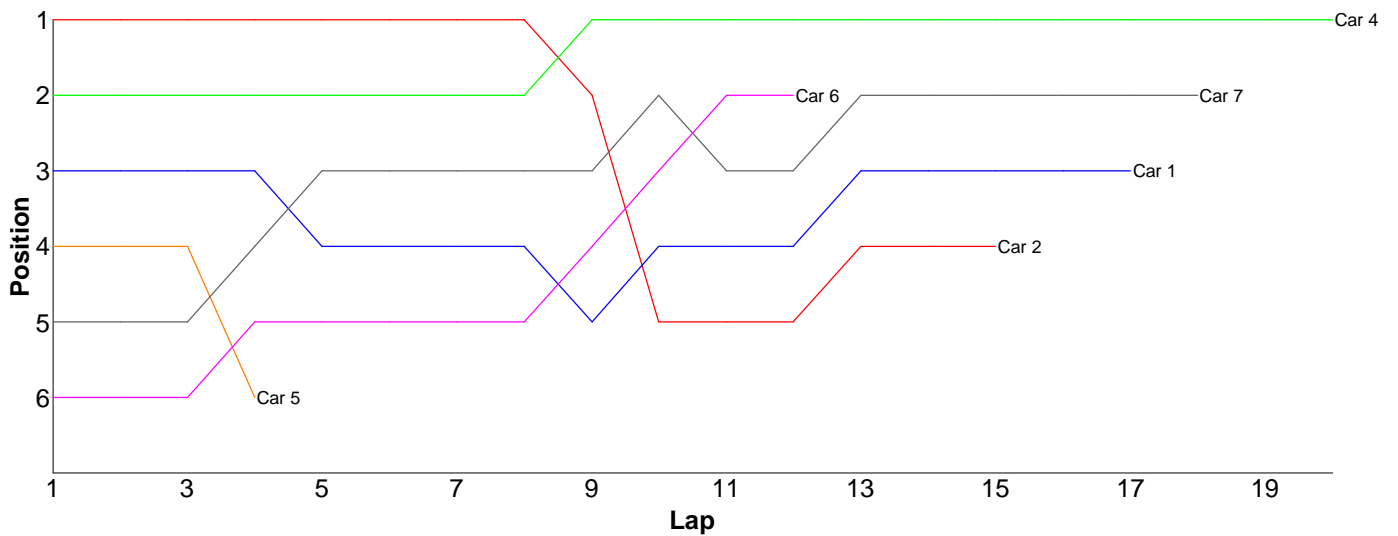
Lap	Car 1	Car 2	Car 3	Car 4	Car 5	Car 6	Car 7
1	15.70	15.46	15.76	16.10	18.17	15.21	15.92
2	15.88	15.51	15.54	15.59	15.62	15.09	15.71
3	15.59	15.05	15.49	15.69	15.69	14.93	15.61
4	15.79	22.16	15.51	15.65	15.45	19.51	16.12
5	16.50	15.58	16.62	15.59	15.56	15.27	16.31
6	16.05	15.47	15.53	15.79	15.16	17.08	15.99
7	15.94	15.37	15.43	15.54	15.44	16.72	16.15
8	15.80	15.66	15.51	15.83	15.45	16.20	15.72
9	15.66	15.27	15.32	15.65	15.52	16.55	16.43
10	18.16	15.12	15.54	15.34	15.46	15.85	16.35
11	16.22	18.75	15.65	15.64	15.29	15.91	16.28
12	33.09	22.44	18.96	15.91	15.94	16.62	
13	16.17	15.20	16.05	15.74	16.01	15.61	
14	15.91	15.60	15.92	15.58	16.00	22.67	
15	15.42	15.15	16.13	15.51	15.45		
16	15.36	15.33	15.48	15.56	15.53		
17	15.50	15.19	15.40	15.76	15.61		
18	15.33	15.34	15.40	15.85	15.89		
19		15.49	15.04	15.64	15.71		
20				15.55	16.01		
21							



# Heat 5 - Round 3 (13.5 Stock)

Pos	Car	Form	Name	Member Type	Car Make	Result	Ave	Best
1	4	F1	David Clift	2010	Schumacher	20 / 309.60	15.48	15.01
2	7		Lee Hedges	V10	3racing	18 / 312.95	17.38	14.80
3	1	F1	Rob Baxter	2010	Xray	17 / 309.12	18.18	15.05
4	2		Richard King	V10	Photon	15 / 314.77	20.98	14.84
5	6	F1	Brian Killick	2010	Xray	12 / 194.76	16.23	15.10
6	5	F2	Jon Wilkins	2010	Schumacher	4 / 69.36	17.34	15.00
7	3		Mark Payne	V10	Xray	0 / 0.00	0.00	0.00

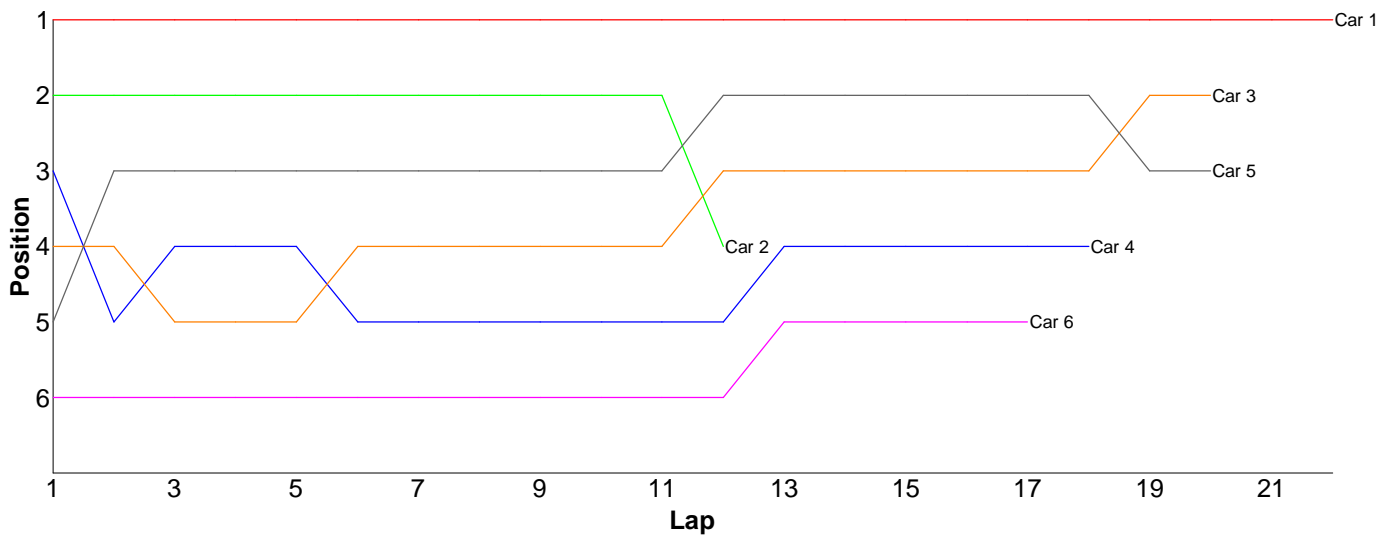
Lap	Car 1	Car 2	Car 3	Car 4	Car 5	Car 6	Car 7
1	15.22	14.85		15.04	15.90	22.67	16.53
2	15.05	15.05		15.08	15.18	15.24	15.48
3	15.39	14.97		15.13	15.00	15.20	15.13
4	15.81	15.19		15.11	23.28	15.20	14.94
5	15.93	15.23		15.12		15.18	14.98
6	15.55	14.95		15.01		15.10	15.49
7	15.44	14.84		15.27		15.23	14.89
8	15.51	14.88		15.85		15.33	15.21
9	42.95	17.38		15.17		15.11	14.80
10	22.93	96.36		15.17		15.20	14.84
11	23.95	17.61		15.16		15.11	29.84
12	15.53	15.74		17.43		20.19	15.72
13	16.40	16.91		15.59			15.35
14	15.58	15.31		15.40			15.71
15	16.75	15.50		15.15			19.55
16	15.56			15.25			22.75
17	15.57			15.62			16.30
18				16.04			25.44
19				15.99			
20				16.02			
21							



# Heat 6 - Round 3 (10.5 ProStk)

Pos	Car	Form	Name	Member Type	Car Make	Result	Ave	Best
1	1	F1	Kieran Clift (J)	2010	Schumacher	22 / 312.88	14.22	13.90
2	3		Matt Butcher	V10	Schumacher	20 / 301.99	15.09	14.64
3	5	F1	Nick Adams	2010	Xray	20 / 302.26	15.11	14.26
4	4		Scott Hauser	2010	Schumacher	18 / 300.53	16.69	14.64
5	6		Stan Chodzynski	V10	Xray	17 / 300.20	17.65	16.02
6	2	F1	Aaron Wearn	2010	Schumacher	12 / 181.98	15.16	14.21

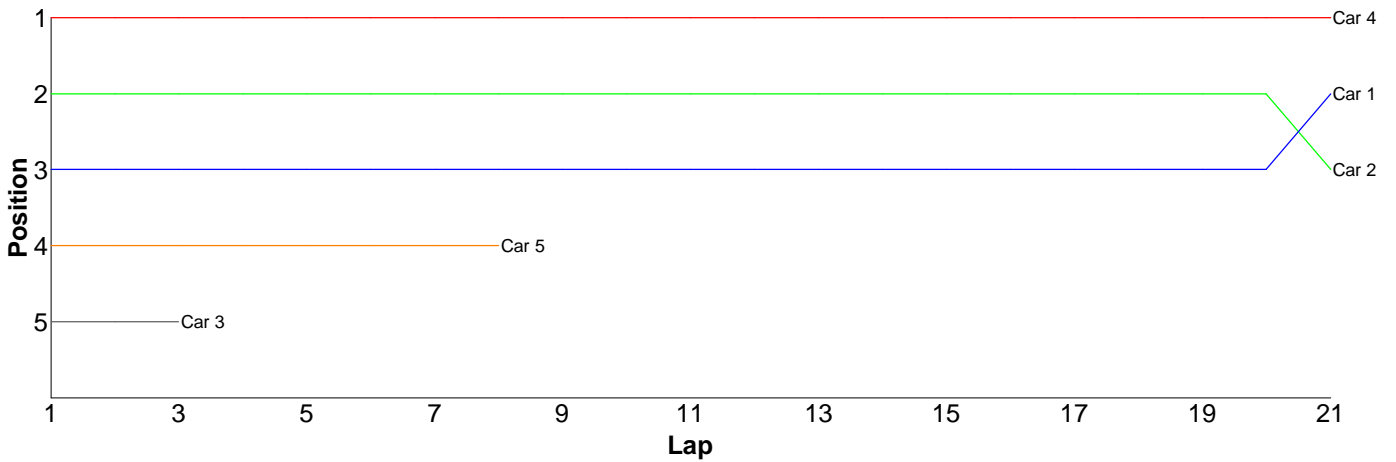
Lap	Car 1	Car 2	Car 3	Car 4	Car 5	Car 6
1	13.94	14.27	15.29	15.24	15.41	16.19
2	13.92	14.21	14.82	15.10	14.56	16.02
3	13.91	14.60	15.29	14.97	14.65	17.03
4	13.91	14.30	14.78	14.64	14.26	19.64
5	14.75	14.52	15.01	14.75	14.41	16.54
6	13.90	15.75	14.64	20.79	15.23	16.24
7	14.00	14.44	15.46	16.64	14.47	16.27
8	14.04	14.80	15.14	14.91	14.37	16.82
9	14.13	14.35	15.29	14.72	14.58	22.57
10	14.08	14.42	15.59	16.12	17.26	16.67
11	14.43	14.51	15.12	15.16	14.56	17.36
12	14.00	21.81	14.80	23.28	14.52	16.97
13	13.94		15.11	15.00	14.64	17.68
14	14.25		14.87	15.16	14.62	16.43
15	14.27		15.20	18.85	14.75	17.63
16	14.18		15.41	15.10	14.78	16.14
17	14.16		15.12	24.30	15.13	24.00
18	15.87		15.05	15.80	19.72	
19	14.31		15.04		15.38	
20	14.35		14.96		14.96	
21	14.13					
22	14.41					
23						



# Heat 7 - Round 3 (Modified)

Pos	Car	Form	Name	Member Type	Car Make	Result	Ave	Best
1	4		Jonathan Robinson	V10	Xray	21 / 303.54	14.45	13.87
2	1		Tim Langdell	V10	Schumacher	21 / 306.33	14.58	14.01
3	2		Marcus Askill	V10	Team Magic	21 / 306.62	14.60	13.93
4	5		Leigh Burton	V10	Schumacher	8 / 122.56	15.32	14.87
5	3		Craig Morgan	V10	Photon	3 / 57.92	19.30	15.05

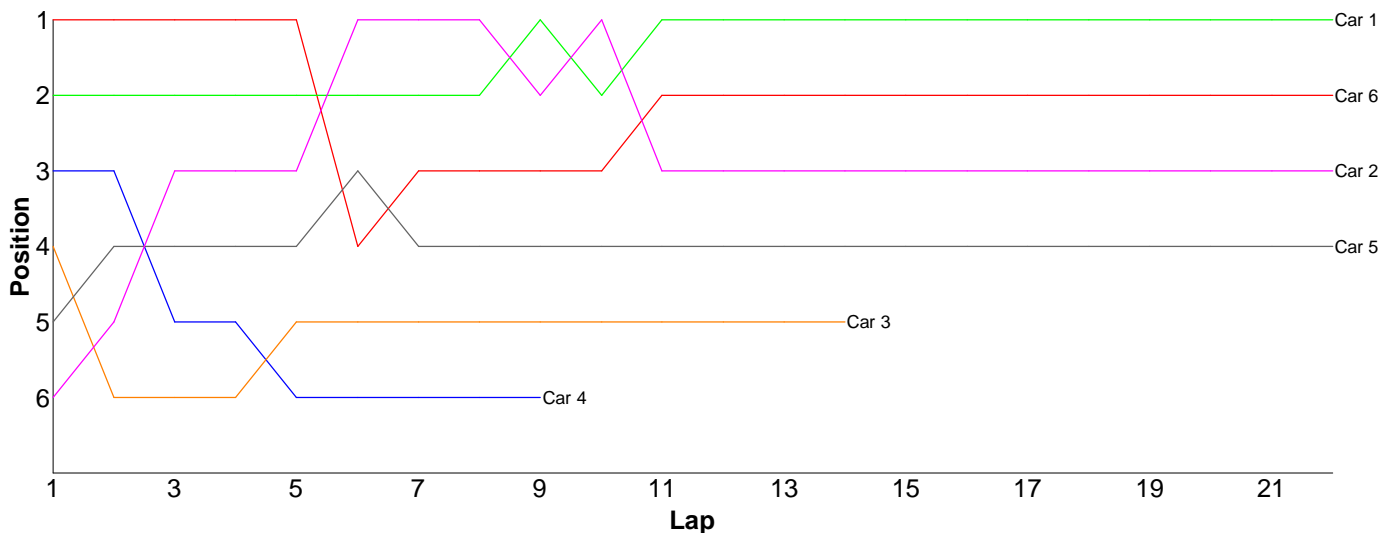
Lap	Car 1	Car 2	Car 3	Car 4	Car 5
1	14.54	14.53	22.57	14.26	15.25
2	14.61	14.55	20.30	13.99	15.43
3	14.84	14.24	15.05	14.26	15.15
4	15.50	14.44		14.35	14.87
5	14.83	16.19		14.80	15.46
6	14.29	14.17		13.87	15.28
7	15.23	14.38		13.90	15.59
8	14.59	14.39		14.27	15.53
9	14.44	14.85		13.98	
10	14.55	14.63		14.20	
11	14.84	14.57		17.72	
12	14.75	15.17		14.93	
13	15.49	15.04		14.23	
14	14.43	14.39		14.40	
15	14.22	13.93		13.95	
16	14.01	14.19		14.07	
17	14.61	14.34		13.95	
18	14.02	14.36		14.62	
19	14.15	14.13		14.31	
20	14.17	15.04		14.13	
21	14.22	15.09		15.35	
22					



## Heat 8 - Round 3 (Modified)

Pos	Car	Form	Name	Member Type	Car Make	Result	Ave	Best
1	1		Glen Westwood	2010	Xray	22 / 304.76	13.85	13.52
2	6		Stefan Chodzynski	V10	Xray	22 / 305.53	13.88	13.27
3	2		Elliott Harper	2010	Tamiya	22 / 307.29	13.96	13.40
4	5		Mark Sadler	V10	Xray	22 / 312.76	14.21	13.82
5	3		Chris Kerswell	2010	Schumacher	14 / 214.00	15.28	13.68
6	4		Brian Eldridge	V10	Photon	9 / 184.84	20.53	13.91

Lap	Car 1	Car 2	Car 3	Car 4	Car 5	Car 6
1	13.65	14.81	14.12	13.97	14.26	13.27
2	13.63	13.55	16.60	13.91	13.83	13.53
3	13.91	13.43	14.07	14.31	13.82	13.77
4	13.84	13.71	13.94	14.45	13.90	13.52
5	13.86	13.61	21.36	60.77	13.95	13.75
6	13.82	13.48	14.18	16.20	14.02	16.09
7	13.52	13.40	14.16	17.66	14.13	13.64
8	13.98	13.62	14.49	14.58	14.80	13.62
9	13.61	14.27	20.76	18.99	14.39	13.72
10	13.85	13.67	14.89		14.86	14.12
11	13.82	15.52	13.83		14.15	13.60
12	13.65	14.52	13.68		14.20	13.72
13	13.64	13.96	14.10		14.10	13.69
14	13.71	13.66	13.82		14.60	13.89
15	13.92	16.30			14.32	13.75
16	13.80	13.74			14.36	13.70
17	14.68	13.74			13.97	13.78
18	13.86	13.91			14.06	14.56
19	13.81	13.51			14.29	13.81
20	14.25	13.53			13.99	14.35
21	13.99	13.61			14.11	13.81
22	13.96	13.74			14.65	13.84
23						

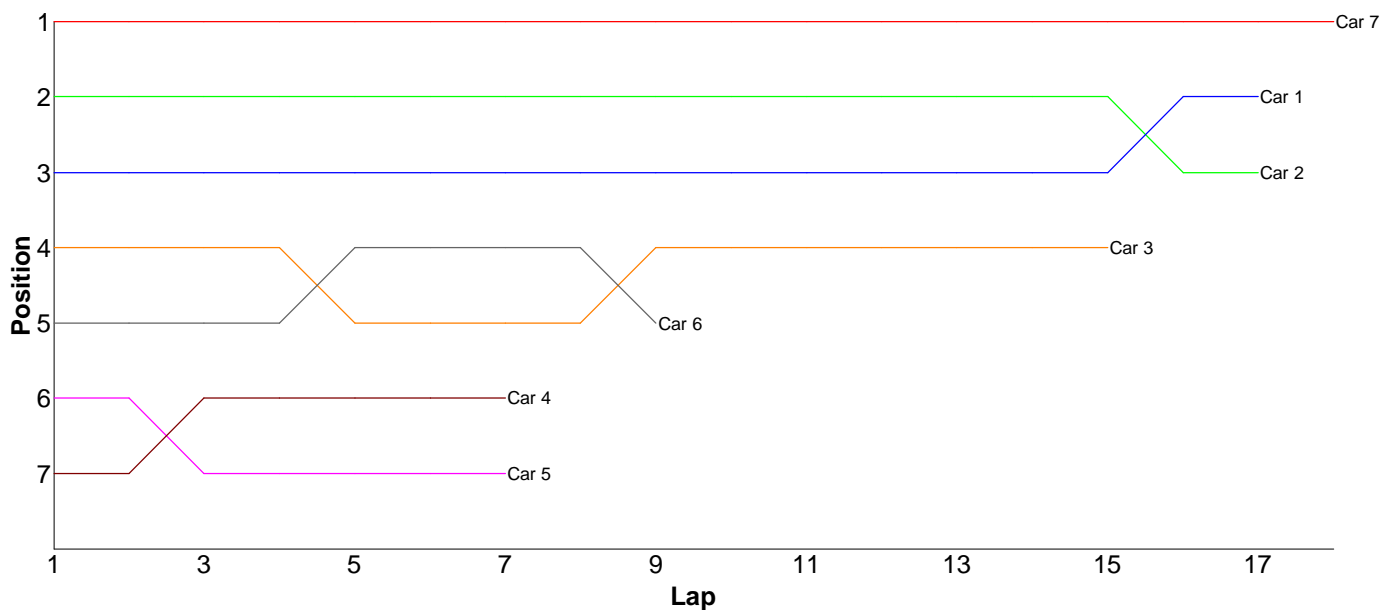


## Heat 1 - Round 4 (17.5 Sport)

Pos	Car	Form	Name	Member Type	Car Make	Result	Ave	Best
1	7		Simon Worger	2010	Xray	18 / 320.02	17.77	16.55
2	1		Paul Taylor	V10	Schumacher	17 / 308.44	18.14	16.96
3	2	F2	Mick Barnes	2010	Xray	17 / 310.23	18.24	16.98
4	3	F2	Bradley Killick (J)	2010	Xray	15 / 309.79	20.65	18.16
5	6	F2	David Chieng	2010	Tamiya	9 / 194.73	21.63	18.46

6	4	F2	Nicholas Mugridge	2010	Schumacher	7 / 234.21	33.45	18.03
7	5	F2	Jason Elliot	2010	Associated	7 / 237.83	33.97	21.34

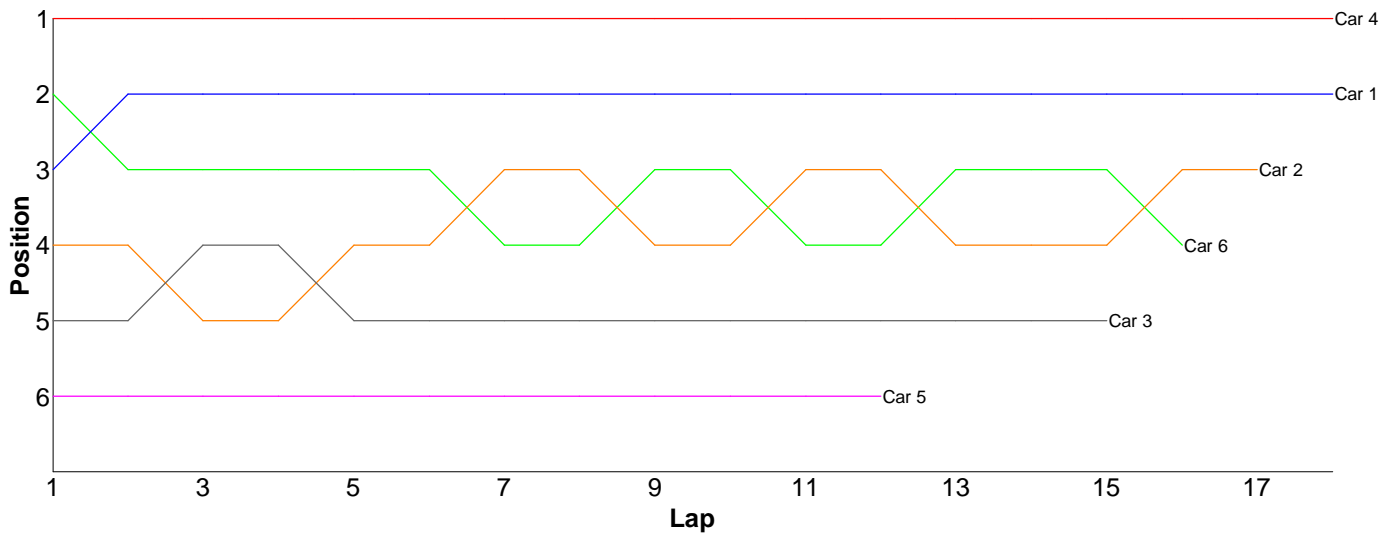
Lap	Car 1	Car 2	Car 3	Car 4	Car 5	Car 6	Car 7
1	17.87	17.59	18.16	76.26	60.73	23.08	16.95
2	17.61	17.10	20.98	18.03	31.60	18.46	16.77
3	17.10	16.98	21.36	18.76	41.89	19.14	16.79
4	16.96	17.29	23.63	28.28	24.65	25.86	16.55
5	18.73	17.56	22.52	47.17	30.43	19.03	17.78
6	24.03	18.16	19.57	21.67	21.34	19.91	17.20
7	18.42	18.81	19.70	24.04	27.19	18.64	17.49
8	17.68	17.53	19.42			19.12	17.03
9	17.69	17.45	19.50			31.49	17.33
10	17.57	17.60	22.22				16.80
11	17.76	18.20	19.97				18.60
12	17.93	17.60	20.28				17.69
13	17.45	22.61	20.28				18.80
14	18.31	19.70	21.96				17.80
15	17.66	18.11	20.24				17.97
16	17.61	20.05					18.08
17	18.06	17.89					17.30
18							23.09
19							



# Heat 2 - Round 4 (13.5 Stock)

Pos	Car	Form	Name	Member Type	Car Make	Result	Ave	Best
1	4		Dave Ringsell	V10	Tamiya	18 / 300.54	16.69	15.11
2	1	F2	Andy Lewis	2010	Xray	18 / 311.03	17.27	16.79
3	2		Chris Barnes	V10	Associated	17 / 315.39	18.55	16.59
4	6		Giles Bishop	V10	Xray	16 / 300.49	18.78	16.58
5	3		Ross Dilanda	2010	Schumacher	15 / 300.69	20.04	17.34
6	5		Charlie Goldie	V10	Tamiya	12 / 295.43	24.61	19.09

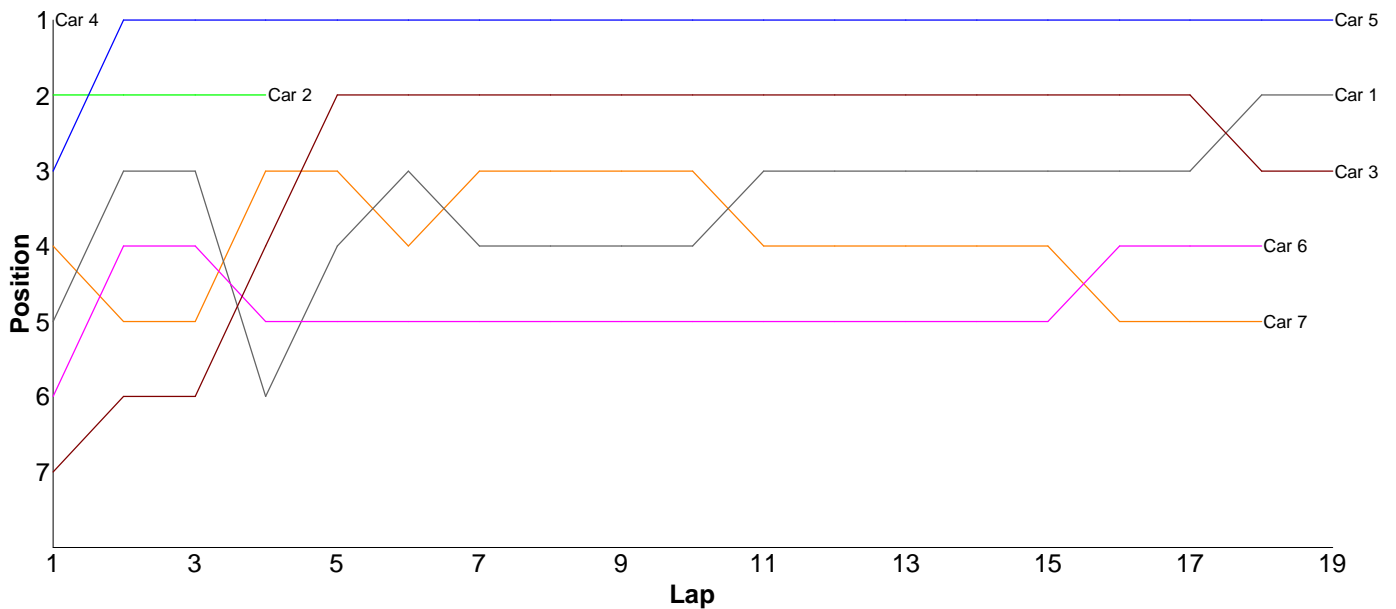
Lap	Car 1	Car 2	Car 3	Car 4	Car 5	Car 6
1	17.41	19.35	20.33	15.11	30.50	17.32
2	16.99	17.10	18.66	15.34	28.31	18.77
3	17.18	25.44	17.68	15.31	22.98	18.38
4	17.17	17.13	21.97	15.47	26.40	18.04
5	17.12	16.69	17.34	15.18	24.02	17.08
6	17.01	16.59	18.38	15.53	32.80	20.82
7	17.65	17.89	40.90	19.11	20.51	20.59
8	16.97	16.79	18.82	23.92	21.74	16.58
9	17.02	18.77	17.74	16.28	25.55	17.16
10	17.51	18.26	18.30	17.81	20.73	17.36
11	17.12	17.05	17.66	16.69	19.09	21.83
12	16.97	20.87	18.55	16.70	22.80	19.74
13	17.15	21.25	17.83	15.54		17.52
14	18.28	20.19	17.54	16.51		19.36
15	18.14	17.21	18.99	15.59		19.42
16	17.41	17.50		15.95		20.52
17	17.14	17.31		16.07		
18	16.79			18.43		
19						



# Heat 3 - Round 4 (13.5 Stock)

Pos	Car	Form	Name	Member Type	Car Make	Result	Ave	Best
1	5		Rob Warren	2010	Xray	19 / 306.73	16.14	15.41
2	1	F2	Scott Stokes	2010	Xray	19 / 310.38	16.33	15.48
3	3	F2	Chris Howard	2010	Xray	19 / 310.88	16.36	15.67
4	6		Matt Nicholls	2010	Schumacher	18 / 301.18	16.73	15.85
5	7		Steven Moss	V10	Xray	18 / 303.81	16.87	15.96
6	2	F2	Phillip Pullen	2010	Xray	4 / 64.09	16.02	15.85
7	4		Malcolm Hall	V10	Hot Bodies	1 / 15.46	15.46	15.46

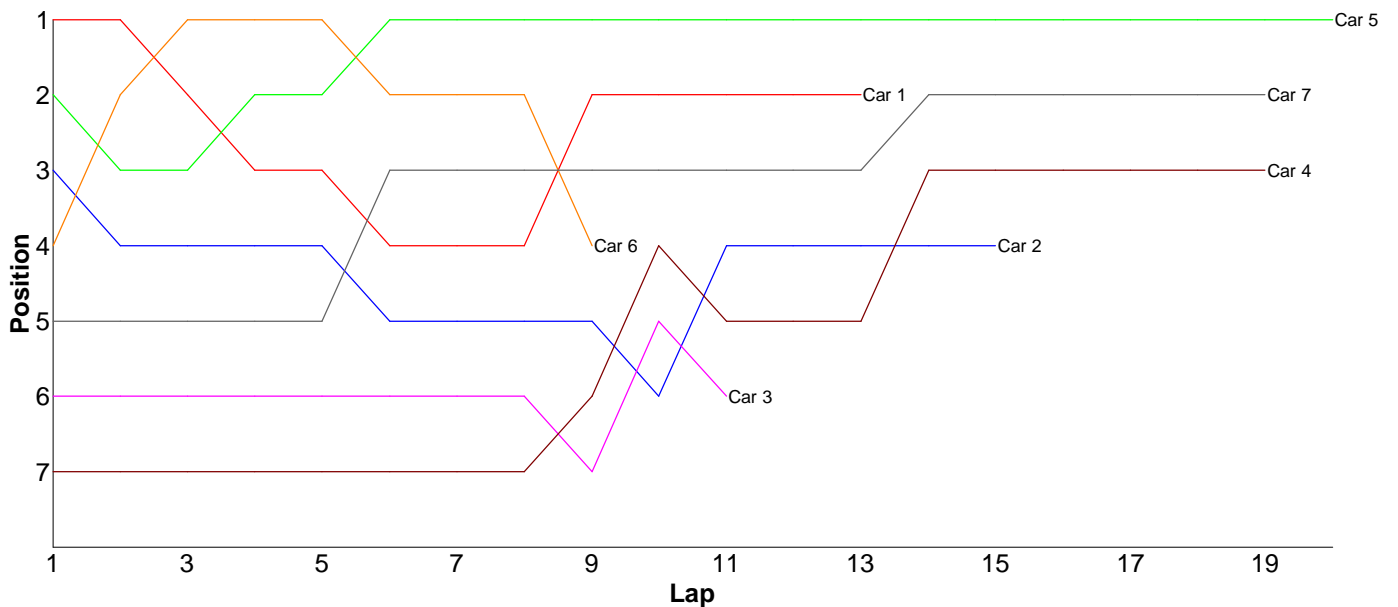
Lap	Car 1	Car 2	Car 3	Car 4	Car 5	Car 6	Car 7
1	16.46	15.85	17.79	15.46	16.24	16.59	16.28
2	16.80	15.95	17.00		15.41	16.84	17.41
3	16.17	15.99	16.12		15.80	16.01	16.43
4	18.18	16.30	15.72		15.95	17.65	16.44
5	16.13		15.70		16.96	22.74	16.54
6	15.84		15.99		15.75	16.01	17.41
7	19.35		16.77		15.98	16.13	16.61
8	16.41		16.25		16.16	16.08	17.18
9	15.81		15.90		16.64	16.07	16.74
10	16.06		16.50		16.34	16.41	16.03
11	16.03		15.96		16.01	15.85	16.74
12	16.22		16.30		16.53	16.26	15.96
13	15.66		15.67		16.16	16.15	16.74
14	15.84		15.85		16.06	16.42	16.35
15	16.06		16.25		16.28	15.85	16.00
16	15.83		16.44		15.97	16.92	22.22
17	15.48		18.04		16.12	16.88	16.38
18	15.69		16.41		16.05	16.32	16.35
19	16.36		16.22		16.32		
20							



# Heat 4 - Round 4 (13.5 Stock)

Pos	Car	Form	Name	Member Type	Car Make	Result	Ave	Best
1	5		Trevor Scrase	V10	Xray	20 / 310.95	15.54	15.16
2	7	F2	Chris Graco	2010	Xray	19 / 308.23	16.22	15.81
3	4	F2	Gerald Page	2010	Xray	19 / 311.99	16.42	15.20
4	2	F2	Kieran Stokes (J)	2010	Xray	15 / 253.98	16.93	15.32
5	1	F1	James Davis	2010	Tamiya	13 / 208.00	16.00	15.31
6	3	F2	Kevin Bissell	2010	Xray	11 / 190.06	17.27	15.13
7	6	F2	Neil Talbot	2010	Xray	9 / 146.07	16.23	15.19

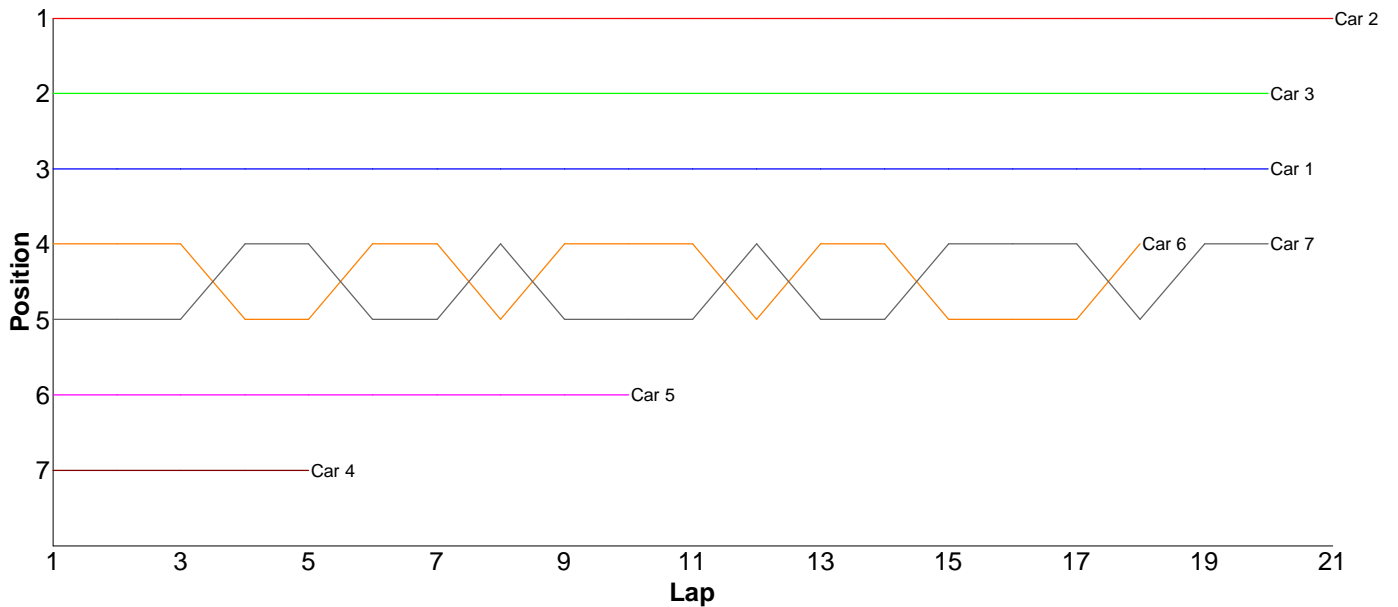
Lap	Car 1	Car 2	Car 3	Car 4	Car 5	Car 6	Car 7
1	15.48	15.64	21.09	23.69	15.63	15.64	15.95
2	15.31	15.78	17.95	16.33	15.63	15.19	16.50
3	15.91	16.92	16.44	19.26	15.51	15.37	16.05
4	15.65	15.70	15.13	15.71	15.41	15.62	15.96
5	15.44	15.32	15.35	15.54	15.29	15.51	16.12
6	19.76	18.47	15.21	15.39	15.16	17.40	16.01
7	15.63	15.90	15.99	15.59	15.37	15.89	15.81
8	15.50	23.35	20.16	15.85	15.23	15.41	16.06
9	15.49	16.01	16.04	15.81	15.70	20.04	16.07
10	16.01	16.07	15.67	15.39	15.52		16.08
11	15.95	15.43	21.03	17.53	15.76		17.02
12	15.77	15.55		15.57	15.51		15.92
13	16.10	15.53		15.20	15.66		16.48
14		19.78		15.37	15.93		16.68
15		18.53		15.59	15.83		15.96
16				15.35	15.48		15.99
17				15.28	15.58		16.86
18				18.18	15.67		16.54
19				15.36	15.70		16.17
20					15.38		
21							



# Heat 5 - Round 4 (13.5 Stock)

Pos	Car	Form	Name	Member Type	Car Make	Result	Ave	Best
1	2		Richard King	V10	Photon	21 / 314.52	14.97	14.60
2	3		Mark Payne	V10	Xray	20 / 300.55	15.02	14.79
3	1	F1	Rob Baxter	2010	Xray	20 / 306.20	15.31	14.94
4	7		Lee Hedges	V10	3racing	20 / 311.81	15.59	14.98
5	6	F1	Brian Killick	2010	Xray	18 / 278.88	15.49	15.00
6	5	F2	Jon Wilkins	2010	Schumacher	10 / 162.03	16.20	15.32
7	4	F1	David Clift	2010	Schumacher	5 / 103.65	20.73	15.94

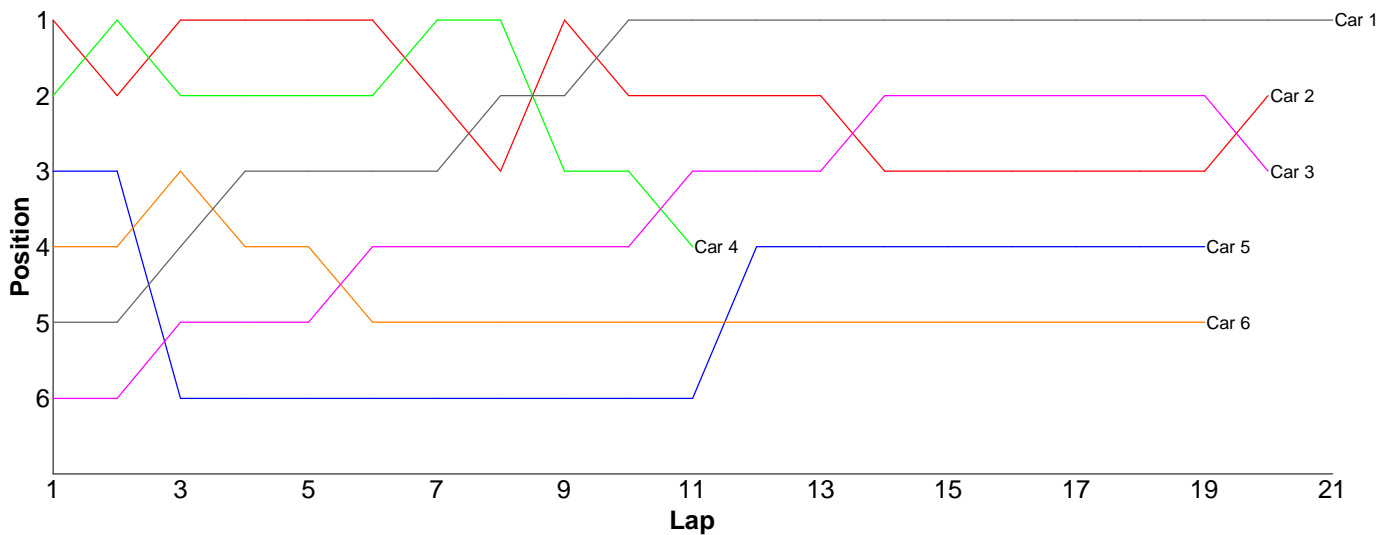
Lap	Car 1	Car 2	Car 3	Car 4	Car 5	Car 6	Car 7
1	14.94	14.86	14.89	25.95	15.67	15.00	15.10
2	14.97	14.60	14.95	25.94	17.16	15.20	15.50
3	15.25	14.95	14.94	17.19	15.62	15.37	15.06
4	15.27	14.92	14.94	15.94	15.62	15.58	14.98
5	15.15	15.08	14.99	18.63	15.40	15.22	15.46
6	15.25	14.92	14.93		17.33	15.04	15.85
7	15.13	14.92	14.94		15.52	15.62	15.08
8	15.07	15.08	14.79		15.97	15.55	15.19
9	15.36	14.69	14.84		15.32	15.17	17.07
10	15.12	14.74	14.91		18.42	15.90	15.49
11	15.31	15.50	15.33			15.39	15.71
12	15.29	14.95	14.91			17.05	15.31
13	15.29	15.18	15.08			15.77	16.59
14	15.20	14.89	14.99			15.51	15.14
15	15.63	14.95	15.07			15.46	15.19
16	15.19	14.81	15.01			15.53	15.37
17	15.72	15.22	15.39			15.28	15.11
18	15.50	14.86	15.11			15.24	18.16
19	15.66	15.13	15.13				15.40
20	15.90	15.05	15.41				15.05
21		15.22					
22							



# Heat 6 - Round 4 (10.5 ProStk)

Pos	Car	Form	Name	Member Type	Car Make	Result	Ave	Best
1	1	F1	Kieran Clift (J)	2010	Schumacher	21 / 305.61	14.55	14.00
2	2	F1	Aaron Wearn	2010	Schumacher	20 / 309.73	15.48	14.22
3	3		Matt Butcher	V10	Schumacher	20 / 310.05	15.50	14.70
4	5	F1	Nick Adams	2010	Xray	19 / 302.97	15.94	14.39
5	6		Stan Chodzynski	V10	Xray	19 / 313.26	16.48	15.44
6	4		Scott Hauser	2010	Schumacher	11 / 173.85	15.80	14.25

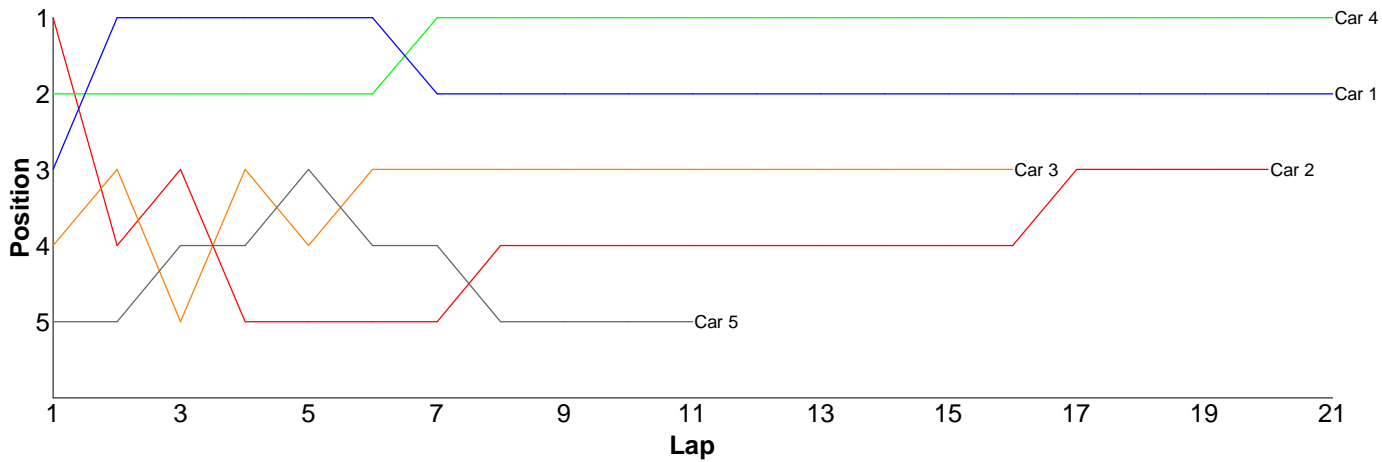
Lap	Car 1	Car 2	Car 3	Car 4	Car 5	Car 6
1	20.23	14.54	21.50	14.55	14.70	16.01
2	14.13	14.28	15.02	14.25	16.29	15.72
3	14.04	14.22	15.08	14.71	28.79	16.28
4	14.00	14.68	14.77	14.60	14.54	16.07
5	14.03	14.52	14.91	15.06	14.48	17.04
6	14.60	14.46	15.06	14.57	15.15	15.44
7	14.23	17.94	15.20	14.81	15.04	16.21
8	14.00	14.69	14.70	14.54	16.04	15.87
9	15.11	14.61	15.48	20.93	14.74	17.99
10	14.41	16.76	14.97	17.71	14.85	16.13
11	14.23	17.71	15.23	18.12	14.39	15.94
12	14.19	14.78	14.76		14.87	19.08
13	14.32	14.98	16.19		14.57	17.57
14	14.20	23.37	14.95		15.01	16.97
15	14.34	14.73	15.57		15.14	16.53
16	14.47	14.70	14.79		18.81	16.24
17	14.18	14.62	15.83		15.06	15.56
18	14.24	14.77	15.62		15.02	16.70
19	14.19	14.66	15.36		15.48	15.91
20	14.33	14.71	15.06			
21	14.14					
22						



# Heat 7 - Round 4 (Modified)

Pos	Car	Form	Name	Member Type	Car Make	Result	Ave	Best
1	4		Jonathan Robinson	V10	Xray	21 / 303.06	14.43	13.95
2	1		Tim Langdell	V10	Schumacher	21 / 306.87	14.61	14.01
3	2		Marcus Askill	V10	Team Magic	20 / 305.34	15.26	13.98
4	3		Craig Morgan	V10	Photon	16 / 240.71	15.04	14.49
5	5		Leigh Burton	V10	Schumacher	11 / 173.35	15.75	14.90

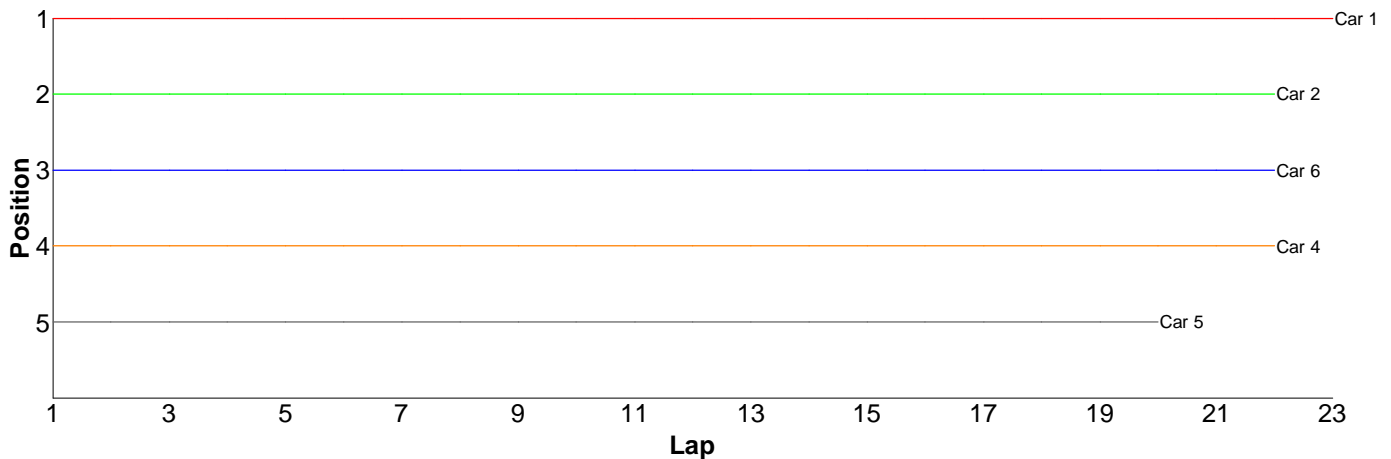
Lap	Car 1	Car 2	Car 3	Car 4	Car 5
1	14.23	13.98	15.12	14.20	15.21
2	14.35	16.66	14.63	14.52	15.52
3	14.10	14.29	16.39	14.10	15.16
4	14.31	20.49	15.03	14.24	15.63
5	14.01	14.57	15.56	14.16	14.90
6	14.31	17.82	15.38	14.17	15.81
7	14.29	14.51	15.75	14.06	18.92
8	14.92	14.16	14.70	13.95	15.81
9	14.35	14.16	14.73	14.34	15.56
10	14.25	14.76	14.53	14.13	15.72
11	14.31	14.21	14.59	14.28	15.11
12	14.53	14.19	15.78	14.94	
13	14.44	14.22	14.49	14.04	
14	15.34	19.74	14.65	14.37	
15	14.85	14.32	14.74	14.45	
16	15.20	14.37	14.64	14.31	
17	17.25	14.89		14.20	
18	14.71	14.15		14.45	
19	14.32	15.65		14.11	
20	14.48	14.20		17.85	
21	14.32			14.19	
22					



## Heat 8 - Round 4 (Modified)

Pos	Car	Form	Name	Member Type	Car Make	Result	Ave	Best
1	1		Glen Westwood	2010	Xray	23 / 312.81	13.60	13.28
2	2		Elliott Harper	2010	Tamiya	22 / 303.38	13.79	13.51
3	6		Stefan Chodzynski	V10	Xray	22 / 306.21	13.91	13.65
4	4		Brian Eldridge	V10	Photon	22 / 310.82	14.12	13.92
5	5		Mark Sadler	V10	Xray	20 / 296.85	14.84	14.03
6	3		Chris Kerswell	2010	Schumacher	0 / 0.00	0.00	0.00

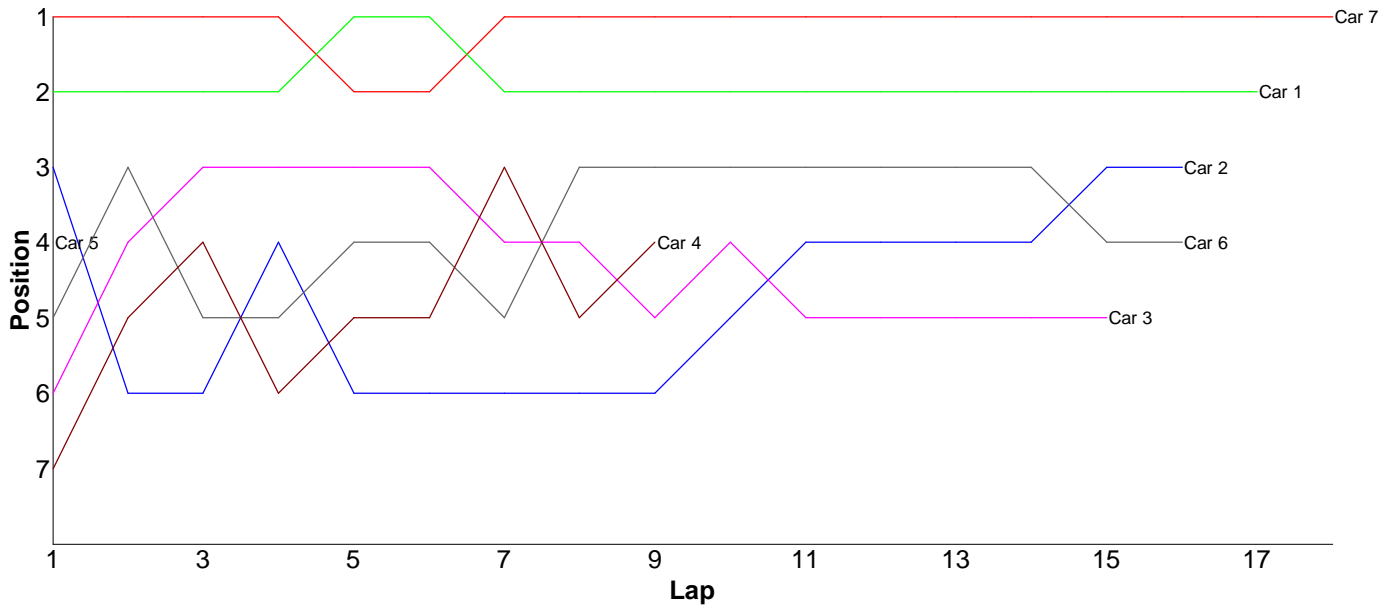
Lap	Car 1	Car 2	Car 3	Car 4	Car 5	Car 6
1	13.66	13.92		14.20	14.26	14.12
2	13.28	13.62		14.02	14.34	13.99
3	13.40	13.51		14.22	14.20	13.65
4	13.49	13.58		14.28	14.17	13.90
5	13.49	13.74		14.06	15.32	13.77
6	13.68	14.17		14.01	14.11	14.31
7	13.46	13.68		13.93	14.22	13.96
8	13.45	13.56		14.20	14.09	14.03
9	13.49	13.73		14.07	14.59	14.24
10	13.75	13.53		14.04	14.55	13.77
11	13.60	13.79		14.07	16.14	13.65
12	13.63	14.45		14.12	14.38	14.53
13	13.66	13.84		14.05	14.08	13.79
14	13.71	13.97		13.92	14.11	13.79
15	13.67	13.63		14.02	14.03	13.80
16	13.76	13.91		14.02	14.27	13.72
17	13.69	14.01		13.94	14.10	13.86
18	13.55	13.71		14.07	14.07	13.65
19	13.62	13.87		13.96	19.06	13.80
20	13.65	13.82		15.19	18.76	14.06
21	13.79	13.66		13.97		13.74
22	13.66	13.68		14.46		14.08
23	13.67					
24						



## Heat 1 - Round 5 (17.5 Sport)

Pos	Car	Form	Name	Member Type	Car Make	Result	Ave	Best
1	7		Simon Worger	2010	Xray	18 / 313.98	17.44	16.23
2	1		Paul Taylor	V10	Schumacher	17 / 300.40	17.67	17.12
3	2	F2	Mick Barnes	2010	Xray	16 / 314.78	19.67	17.42
4	6	F2	David Chieng	2010	Tamiya	16 / 317.31	19.83	18.22
5	3	F2	Bradley Killick (J)	2010	Xray	15 / 312.66	20.84	18.68
6	4	F2	Nicholas Mugridge	2010	Schumacher	9 / 180.61	20.06	17.38

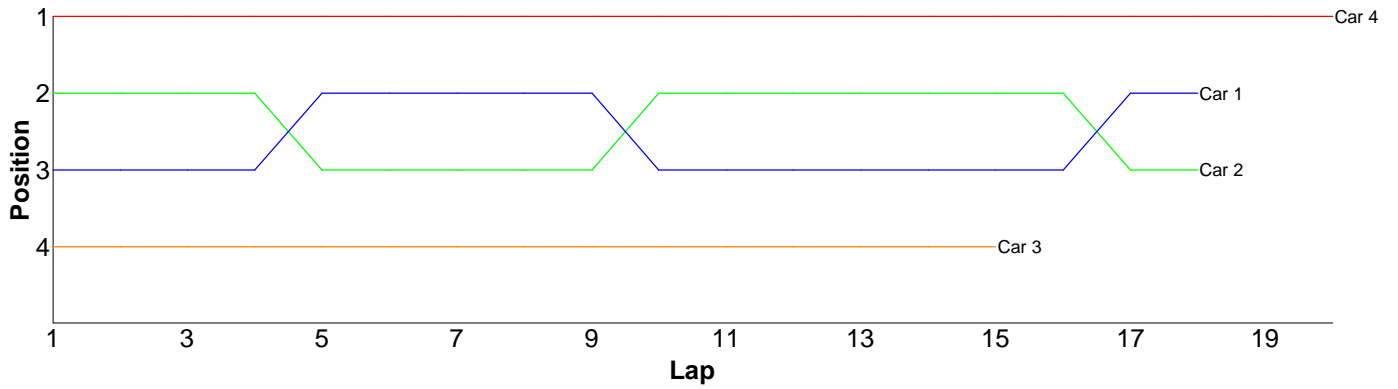
Lap	Car 1	Car 2	Car 3	Car 4	Car 5	Car 6	Car 7
1	17.19	17.85	19.88	24.70	18.94	19.46	16.87
2	17.27	27.92	21.65	17.63		21.25	16.61
3	17.40	18.12	18.68	18.20		21.95	16.23
4	17.26	18.40	19.39	27.32		20.80	19.35
5	17.41	25.38	21.84	18.14		20.62	17.60
6	17.28	22.50	20.10	17.86		19.27	17.48
7	17.12	18.31	20.30	17.48		19.04	16.27
8	17.75	17.42	19.72	21.90		18.22	16.33
9	17.75	19.60	19.53	17.38		18.48	16.48
10	17.46	19.21	19.37			19.43	16.53
11	18.10	17.65	25.39			18.68	18.21
12	18.31	20.88	21.41			24.30	22.21
13	18.20	18.08	23.38			18.89	17.06
14	18.05	17.91	20.38			18.60	17.72
15	18.07	17.83	21.64			18.93	17.33
16	17.85	17.72				19.39	16.81
17	17.93						17.13
18							17.76
19							



# Heat 2 - Round 5 (13.5 Stock)

Pos	Car	Form	Name	Member Type	Car Make	Result	Ave	Best
1	4		Dave Ringsell	V10	Tamiya	20 / 310.41	15.52	14.69
2	1	F2	Andy Lewis	2010	Xray	18 / 305.31	16.96	16.01
3	2		Chris Barnes	V10	Associated	18 / 306.27	17.01	16.16
4	3		Ross Dilanda	2010	Schumacher	15 / 306.82	20.45	17.46
=5	5		Charlie Goldie	V10	Tamiya	0 / 0.00	0.00	0.00
=5	6		Giles Bishop	V10	Xray	0 / 0.00	0.00	0.00

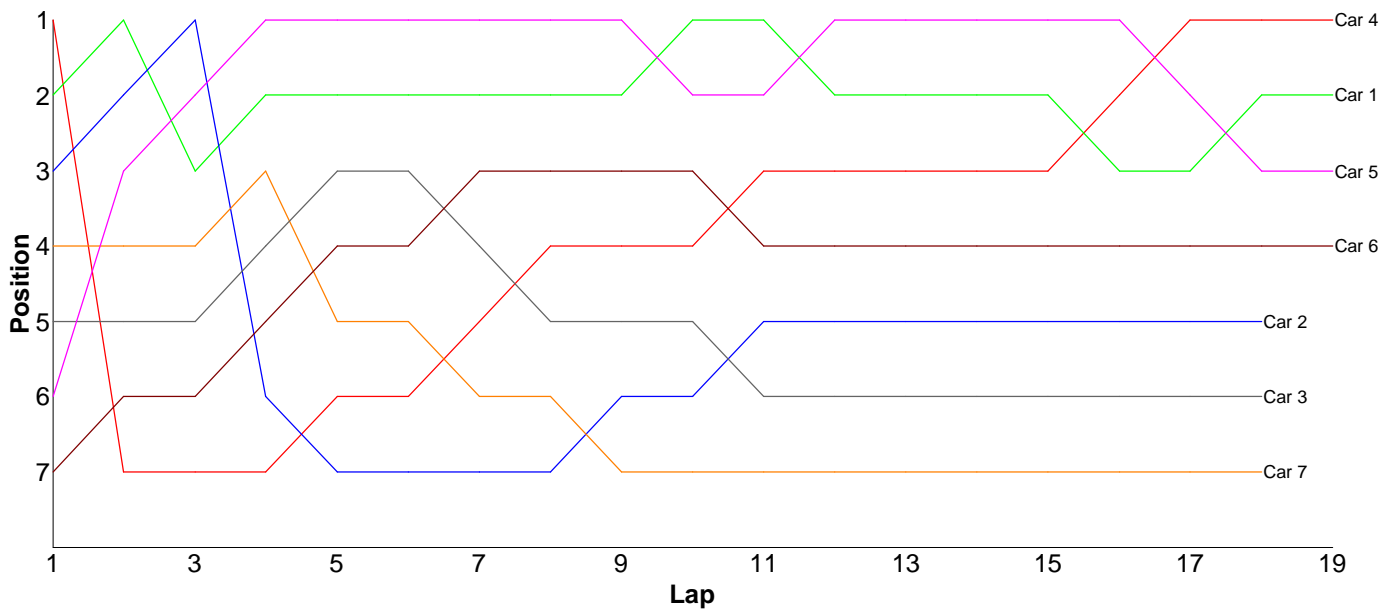
Lap	Car 1	Car 2	Car 3	Car 4	Car 5	Car 6
1	17.27	16.35	17.87	15.03		
2	16.84	16.57	22.07	15.15		
3	16.83	16.33	20.81	14.69		
4	16.87	17.29	17.87	15.86		
5	16.01	18.28	20.32	15.05		
6	17.61	17.42	18.28	15.18		
7	17.61	17.36	18.58	14.89		
8	16.58	16.59	18.45	16.87		
9	16.58	16.16	17.46	15.92		
10	18.94	17.25	23.20	15.52		
11	16.99	16.89	28.18	15.38		
12	16.53	16.40	25.51	16.11		
13	18.38	16.70	18.90	15.78		
14	16.46	17.59	20.02	15.99		
15	16.76	17.95	19.30	15.41		
16	16.04	17.15		15.46		
17	16.66	16.76		15.66		
18	16.35	17.23		15.12		
19				15.69		
20				15.65		
21						



# Heat 3 - Round 5 (13.5 Stock)

Pos	Car	Form	Name	Member Type	Car Make	Result	Ave	Best
1	4		Malcolm Hall	V10	Hot Bodies	19 / 302.65	15.92	14.69
2	1	F2	Scott Stokes	2010	Xray	19 / 304.34	16.01	15.55
3	5		Rob Warren	2010	Xray	19 / 305.01	16.05	15.47
4	6		Matt Nicholls	2010	Schumacher	19 / 311.79	16.41	15.20
5	2	F2	Phillip Pullen	2010	Xray	18 / 300.87	16.71	15.38
6	3	F2	Chris Howard	2010	Xray	18 / 304.80	16.93	15.73
7	7		Steven Moss	V10	Xray	18 / 307.03	17.05	15.78

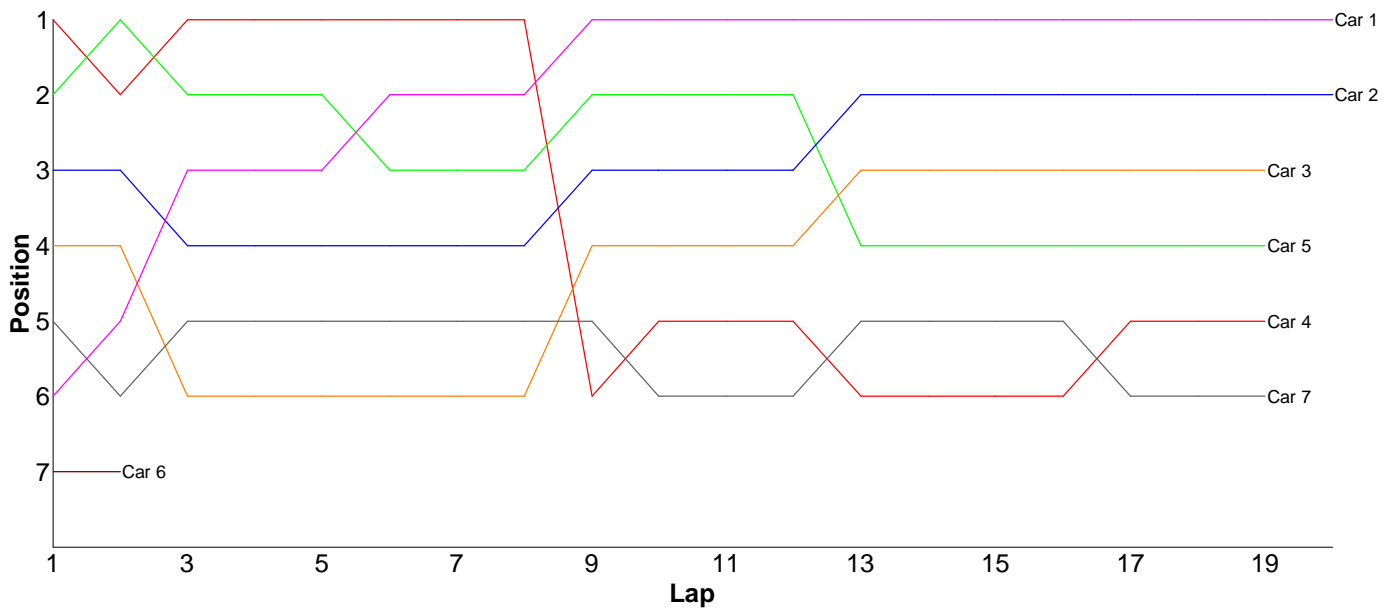
Lap	Car 1	Car 2	Car 3	Car 4	Car 5	Car 6	Car 7
1	15.55	16.00	16.30	15.35	16.38	22.82	16.18
2	16.06	15.66	17.03	31.68	15.53	15.93	16.01
3	15.96	15.74	15.73	15.31	15.65	15.77	16.12
4	16.30	27.40	16.25	14.76	15.47	16.64	16.11
5	15.99	18.36	17.80	15.06	16.53	16.61	24.31
6	16.08	16.16	16.54	15.02	15.51	16.30	17.09
7	15.57	15.85	21.20	15.07	15.98	15.87	17.09
8	15.99	15.52	16.87	14.99	16.11	16.10	16.79
9	16.22	15.46	16.88	14.94	16.06	15.48	16.74
10	15.76	15.62	16.78	14.81	16.28	15.20	17.24
11	16.00	15.69	16.37	14.69	16.17	15.82	18.78
12	16.45	15.55	15.82	15.06	15.92	16.69	16.32
13	16.60	15.38	16.36	15.20	16.23	16.67	16.57
14	16.03	15.45	20.88	14.84	16.40	16.26	15.98
15	16.23	15.60	16.16	15.18	16.38	15.96	16.38
16	16.36	17.47	15.90	15.15	16.04	15.72	15.86
17	15.72	18.17	16.10	15.20	16.01	16.10	15.78
18	15.89	15.79	15.83	15.17	16.12	16.03	17.68
19	15.58			15.17	16.24	15.82	
20							



# Heat 4 - Round 5 (13.5 Stock)

Pos	Car	Form	Name	Member Type	Car Make	Result	Ave	Best
1	1	F1	James Davis	2010	Tamiya	20 / 311.89	15.59	15.15
2	2	F2	Kieran Stokes (J)	2010	Xray	20 / 314.77	15.73	15.32
3	3	F2	Kevin Bissell	2010	Xray	19 / 302.65	15.92	15.36
4	5		Trevor Scrase	V10	Xray	19 / 305.39	16.07	15.25
5	4	F2	Gerald Page	2010	Xray	19 / 307.03	16.15	14.96
6	7	F2	Chris Graco	2010	Xray	19 / 307.97	16.20	15.83
7	6	F2	Neil Talbot	2010	Xray	2 / 37.85	18.92	17.32

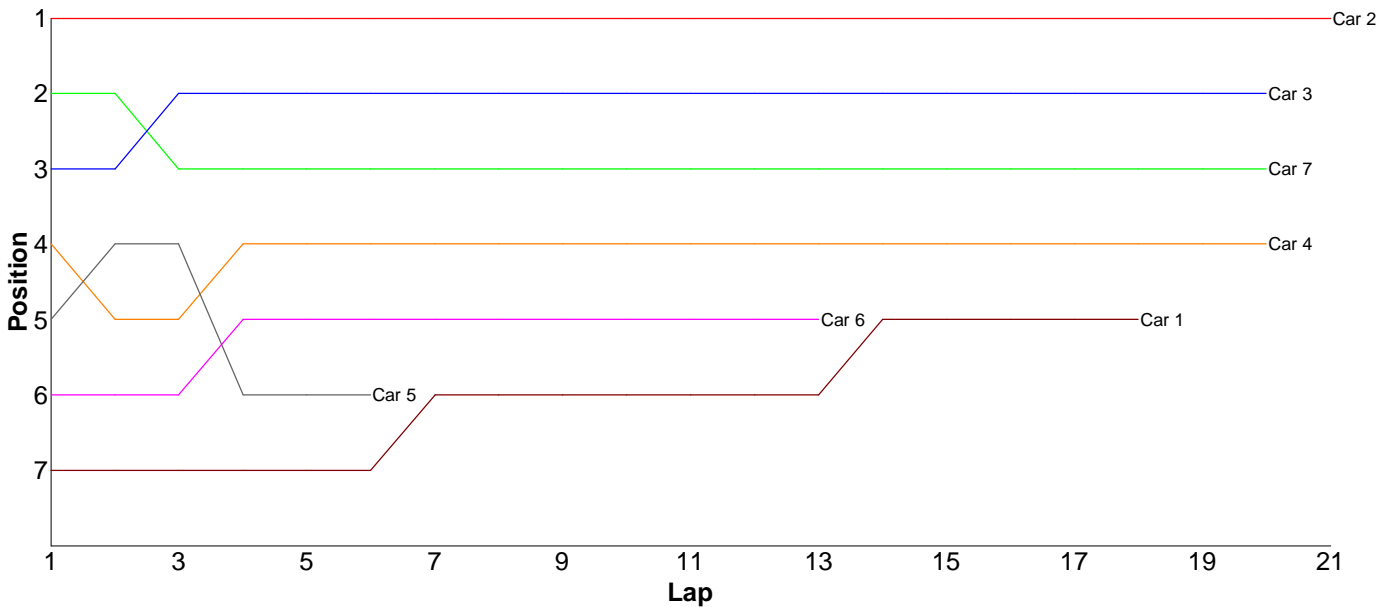
Lap	Car 1	Car 2	Car 3	Car 4	Car 5	Car 6	Car 7
1	16.03	15.88	15.95	15.22	15.34	20.53	16.00
2	15.86	15.70	15.82	15.38	15.25	17.32	16.80
3	15.43	16.72	18.06	14.96	15.25		16.01
4	15.15	15.89	16.53	15.11	15.71		15.87
5	15.36	15.80	15.98	15.26	15.85		16.16
6	15.22	15.54	15.88	15.26	15.95		16.00
7	15.28	15.60	15.68	15.48	15.40		16.05
8	15.29	16.06	15.41	15.36	16.45		15.83
9	15.84	15.60	15.71	23.19	16.03		16.38
10	15.83	15.47	15.68	15.78	15.88		16.87
11	15.65	15.32	15.66	15.87	15.42		16.06
12	15.44	15.47	15.36	15.46	15.95		15.92
13	15.91	15.34	15.78	20.10	19.77		16.02
14	15.62	16.06	15.85	16.39	16.59		16.29
15	15.92	16.13	15.93	15.73	16.75		17.13
16	15.77	15.64	16.13	15.46	15.95		16.47
17	15.54	15.71	15.63	15.40	15.50		16.17
18	15.49	15.53	15.85	16.13	16.04		15.98
19	15.60	15.75	15.76	15.49	16.31		15.96
20	15.66	15.56					
21							



# Heat 5 - Round 5 (13.5 Stock)

Pos	Car	Form	Name	Member Type	Car Make	Result	Ave	Best
1	2		Richard King	V10	Photon	21 / 314.13	14.95	14.55
2	3		Mark Payne	V10	Xray	20 / 304.83	15.24	14.89
3	7		Lee Hedges	V10	3racing	20 / 307.92	15.39	15.08
4	4	F1	David Clift	2010	Schumacher	20 / 315.10	15.75	15.37
5	1	F1	Rob Baxter	2010	Xray	18 / 301.49	16.74	15.23
6	6	F1	Brian Killick	2010	Xray	13 / 206.28	15.86	15.28
7	5	F2	Jon Wilkins	2010	Schumacher	6 / 95.64	15.94	15.33

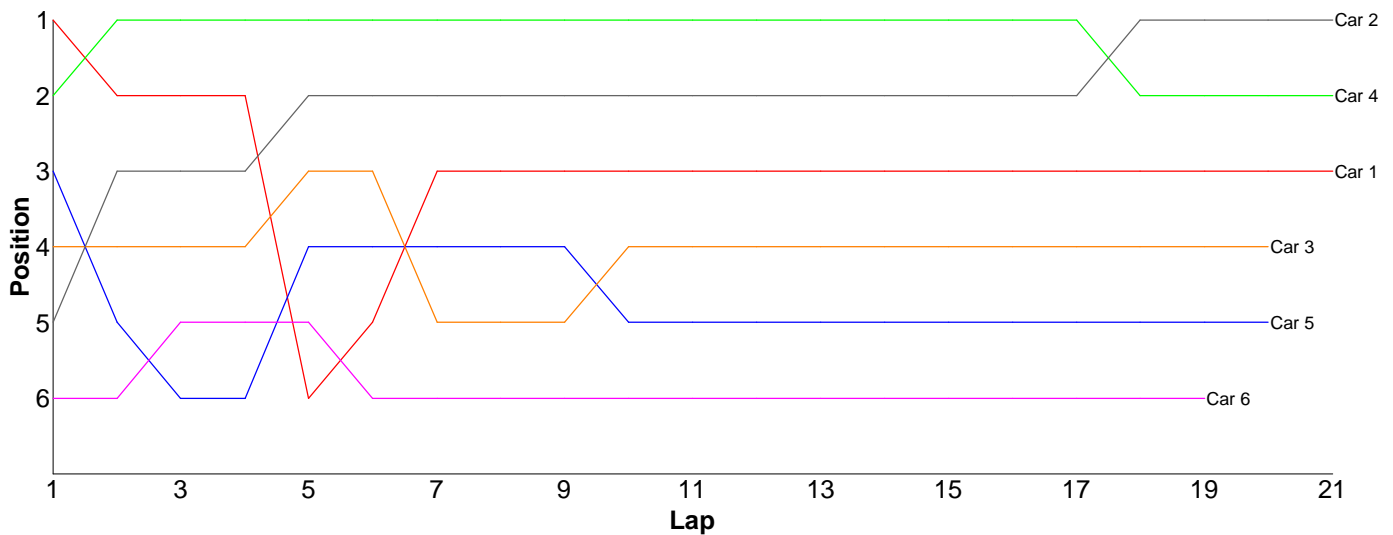
Lap	Car 1	Car 2	Car 3	Car 4	Car 5	Car 6	Car 7
1	17.01	14.79	15.35	15.58	15.71	16.21	15.15
2	24.68	14.55	15.11	15.55	15.33	15.89	15.27
3	22.41	14.97	14.93	15.99	15.64	15.37	15.30
4	17.57	14.89	15.46	15.53	16.63	15.28	15.16
5	16.01	15.09	14.89	15.66	16.34	15.93	15.23
6	15.44	14.92	15.22	15.48	15.99	15.61	15.19
7	15.50	15.32	15.38	16.10		18.29	15.27
8	16.61	15.84	15.29	15.93		15.70	15.31
9	15.37	15.03	15.24	15.56		15.56	17.26
10	15.45	14.93	15.28	15.42		15.47	15.29
11	15.25	14.86	15.13	16.29		15.54	15.29
12	16.74	14.62	15.32	15.50		15.78	15.19
13	15.29	14.73	15.21	15.37		15.65	15.37
14	15.37	14.91	15.23	15.55			15.50
15	15.37	14.70	15.08	16.03			15.10
16	15.33	15.23	15.32	15.96			15.16
17	15.23	14.72	15.23	16.28			15.77
18	16.86	14.84	15.11	15.70			15.24
19		15.08	15.73	15.63			15.08
20		14.92	15.32	15.99			15.79
21		15.19					
22							



# Heat 6 - Round 5 (10.5 ProStk)

Pos	Car	Form	Name	Member Type	Car Make	Result	Ave	Best
1	2	F1	Aaron Wearn	2010	Schumacher	21 / 312.28	14.87	14.67
2	4		Scott Hauser	2010	Schumacher	21 / 313.08	14.90	14.45
3	1	F1	Kieran Clift (J)	2010	Schumacher	21 / 314.13	14.95	14.30
4	3		Matt Butcher	V10	Schumacher	20 / 303.74	15.18	14.61
5	5	F1	Nick Adams	2010	Xray	20 / 314.25	15.71	14.60
6	6		Stan Chodzynski	V10	Xray	19 / 313.68	16.50	15.80

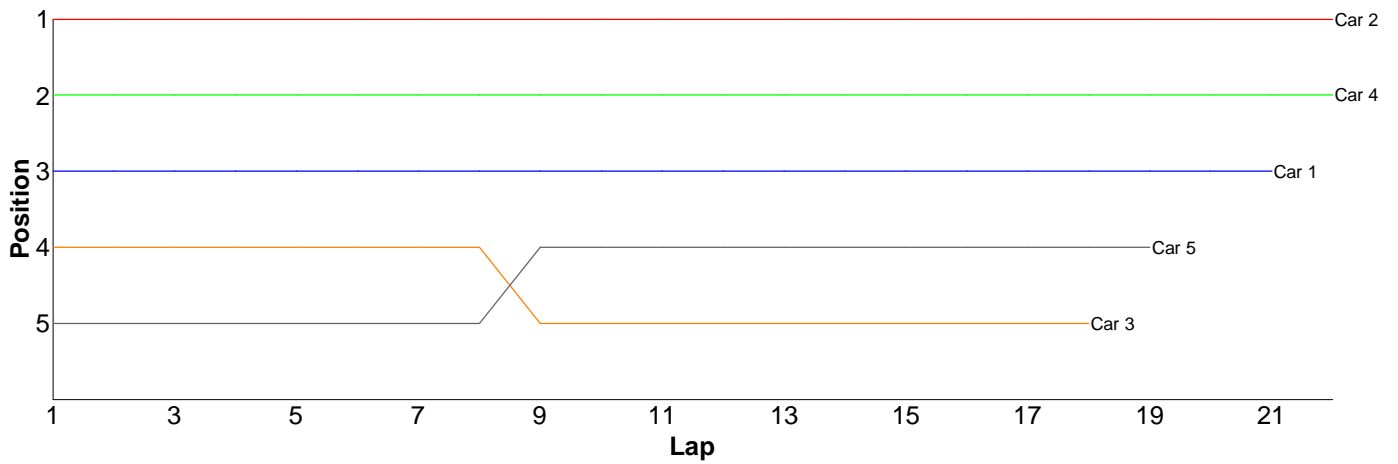
Lap	Car 1	Car 2	Car 3	Car 4	Car 5	Car 6
1	14.32	15.09	14.87	14.59	14.60	16.30
2	14.97	14.67	15.70	14.54	17.41	16.38
3	14.59	14.82	16.16	14.45	18.38	15.95
4	15.11	14.86	15.23	14.68	15.28	16.34
5	22.24	15.06	15.85	14.87	14.93	15.91
6	14.73	14.77	17.44	14.73	15.27	16.19
7	14.39	14.72	15.34	14.68	14.67	16.30
8	14.55	14.75	15.13	14.50	14.72	16.67
9	14.47	15.01	14.97	15.13	15.32	17.73
10	14.67	14.91	14.76	15.08	15.28	17.47
11	14.76	14.77	14.75	14.98	14.82	16.37
12	14.62	14.82	14.61	15.21	14.87	17.20
13	14.36	14.85	14.83	15.00	20.33	16.32
14	14.44	14.93	15.05	14.87	14.98	16.10
15	14.55	14.89	14.82	14.94	15.96	15.80
16	14.88	15.10	14.91	15.48	15.65	16.01
17	14.30	14.86	14.75	15.11	15.06	17.51
18	14.34	14.86	14.73	15.12	15.75	16.89
19	14.68	14.78	14.71	15.11	15.32	16.24
20	14.61	15.07	15.13	14.98	15.65	
21	14.55	14.69		15.03		
22						



# Heat 7 - Round 5 (Modified)

Pos	Car	Form	Name	Member Type	Car Make	Result	Ave	Best
1	2		Marcus Askill	V10	Team Magic	22 / 308.60	14.02	13.62
2	4		Jonathan Robinson	V10	Xray	22 / 313.47	14.24	14.02
3	1		Tim Langdell	V10	Schumacher	21 / 313.67	14.93	14.22
4	5		Leigh Burton	V10	Schumacher	19 / 300.08	15.79	14.46
5	3		Craig Morgan	V10	Photon	18 / 311.86	17.32	14.71

Lap	Car 1	Car 2	Car 3	Car 4	Car 5
1	14.89	13.63	15.16	14.17	20.20
2	14.38	13.62	14.78	14.17	18.32
3	14.72	14.02	14.71	14.34	16.10
4	14.41	13.92	14.72	14.16	15.48
5	14.23	13.74	15.22	14.65	15.28
6	14.53	13.71	16.61	14.07	14.81
7	14.22	14.12	15.14	14.02	14.46
8	14.79	14.07	14.71	14.12	14.89
9	14.62	14.03	37.37	14.32	14.70
10	14.40	13.93	15.50	14.22	14.75
11	15.37	13.98	14.93	14.12	15.34
12	14.49	14.02	16.74	14.08	14.92
13	14.84	14.08	18.61	14.25	14.83
14	14.45	14.10	15.68	14.14	15.19
15	15.00	14.16	17.00	14.14	20.63
16	14.92	14.10	14.73	14.24	15.51
17	14.40	14.41	17.86	14.71	14.90
18	14.35	14.05	22.39	14.44	14.84
19	20.43	14.57		14.28	14.93
20	15.66	14.18		14.35	
21	14.57	14.18		14.15	
22		13.98		14.33	
23					



# Heat 8 - Round 5 (Modified)

Pos	Car	Form	Name	Member Type	Car Make	Result	Ave	Best
1	5		Mark Sadler	V10	Xray	22 / 313.54	14.25	13.70
2	6		Stefan Chodzynski	V10	Xray	19 / 270.26	14.22	13.71
3	3		Chris Kerswell	2010	Schumacher	15 / 208.66	13.91	13.65
4	1		Glen Westwood	2010	Xray	13 / 181.35	13.95	13.59
5	4		Brian Eldridge	V10	Photon	13 / 191.58	14.73	13.85
6	2		Elliott Harper	2010	Tamiya	4 / 57.17	14.29	13.39

Lap	Car 1	Car 2	Car 3	Car 4	Car 5	Car 6
1	13.67	13.76	13.82	14.18	13.99	14.56
2	13.80	13.39	13.72	13.93	13.93	14.00
3	15.24	13.62	13.65	13.85	14.18	14.24
4	14.10	16.40	13.81	14.07	14.36	13.95
5	13.63		13.82	14.37	14.12	13.91
6	13.61		13.79	14.23	14.27	13.93
7	14.01		14.01	14.19	15.21	13.98
8	13.59		13.94	15.82	14.37	14.00
9	13.68		14.33	14.30	14.00	13.98
10	13.63		14.09	17.32	13.94	13.93
11	13.99		13.96	14.42	14.27	13.71
12	13.72		13.92	15.22	14.08	13.90
13	14.68		13.84	15.68	13.96	13.85
14			13.90		13.70	14.13
15			14.06		15.80	14.24
16					14.09	16.12
17					13.90	15.38
18					14.01	14.35
19					14.03	14.10
20					13.95	
21					14.03	
22					15.35	
23						

