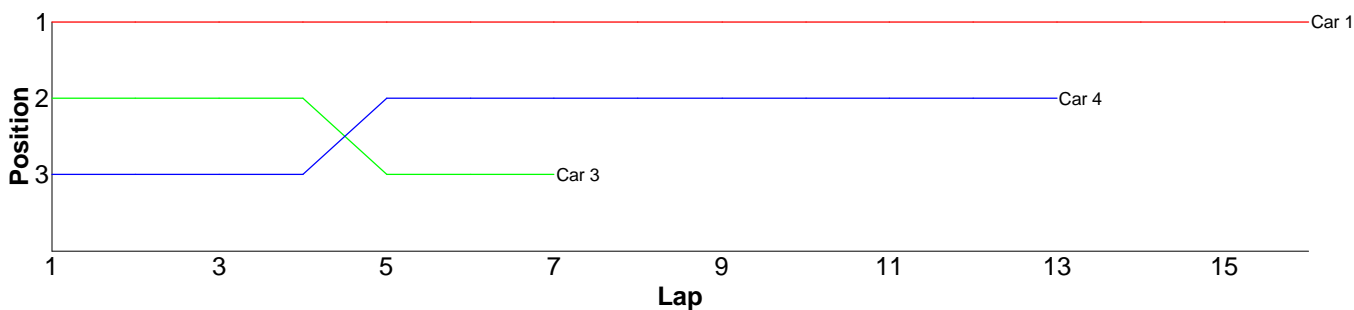


# Race Results

## Heat 1 - Round 1 (17.5 Sport)

Pos	Car	Form	Name	Member Type	Car Make	Result	Ave	Best
1	1		Paul Taylor	V10	Schumacher	16 / 300.00	18.75	18.00
2	4	F2	Jason Elliot	2010	Associated	13 / 311.31	23.94	19.21
3	3		Spencer Stokoe	V10	Team Magic	7 / 317.87	45.41	18.78
4	2	F2	Bradley Killick (J)	2010	Xray	0 / 0.00	0.00	0.00

Lap	Car 1	Car 2	Car 3	Car 4
1	18.72		18.92	20.25
2	18.64		18.78	23.85
3	18.53		26.53	22.79
4	20.13		22.78	29.80
5	19.77		192.54	22.81
6	18.88		19.30	19.71
7	18.23		19.02	19.21
8	18.00			20.56
9	18.40			52.60
10	18.01			20.75
11	18.78			19.91
12	19.15			19.66
13	18.83			19.41
14	19.59			
15	18.19			
16	18.15			
17				

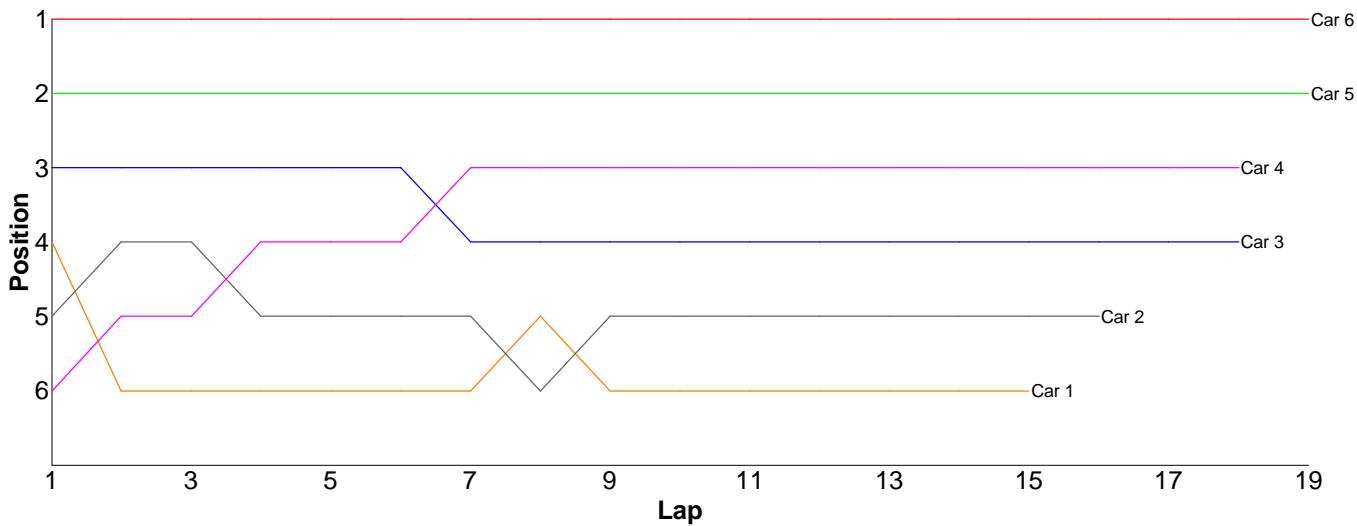


# Heat 2 - Round 1 (13.5 Stock)

Pos	Car	Form	Name	Member Type	Car Make	Result	Ave	Best
1	6		Lee Hedges	V10	3racing	19 / 301.53	15.87	15.46
2	5		Mark Lambert	V10	3racing	19 / 305.49	16.07	15.20
3	4		Mark Caton	V10	Tamiya	18 / 301.16	16.73	15.67
4	3		Faks	V10	Team Magic	18 / 308.21	17.12	15.94
5	2	F2	Andy Lewis	2010	Xray	16 / 309.85	19.36	16.59
6	1		Matt Nicholls	V10	Schumacher	15 / 314.24	20.94	15.72

Lap	Car 1	Car 2	Car 3	Car 4	Car 5	Car 6
-----	-------	-------	-------	-------	-------	-------

1	16.70	17.76	16.48	23.63	16.34	16.23
2	30.01	17.14	15.94	16.99	15.80	15.67
3	16.23	17.43	16.86	16.14	15.43	15.57
4	18.79	22.65	20.81	16.23	22.44	16.96
5	16.91	20.38	16.23	15.67	15.78	15.61
6	16.18	17.37	16.34	15.89	15.51	16.03
7	16.46	17.09	19.22	15.85	15.70	15.82
8	15.72	17.32	16.95	16.19	15.42	15.90
9	19.52	16.82	16.27	16.04	16.00	15.95
10	26.26	17.07	16.10	15.83	15.20	15.76
11	29.31	16.63	17.56	16.03	15.42	15.46
12	27.81	16.59	17.35	16.56	15.30	15.81
13	20.08	21.55	16.17	16.63	15.32	15.61
14	18.63	16.73	16.51	19.29	15.29	16.41
15	25.63	26.49	16.51	16.11	15.78	16.16
16		30.83	16.74	16.06	15.51	15.57
17			18.27	15.71	15.53	15.56
18			17.90	16.31	17.15	15.58
19					16.57	15.87
20						

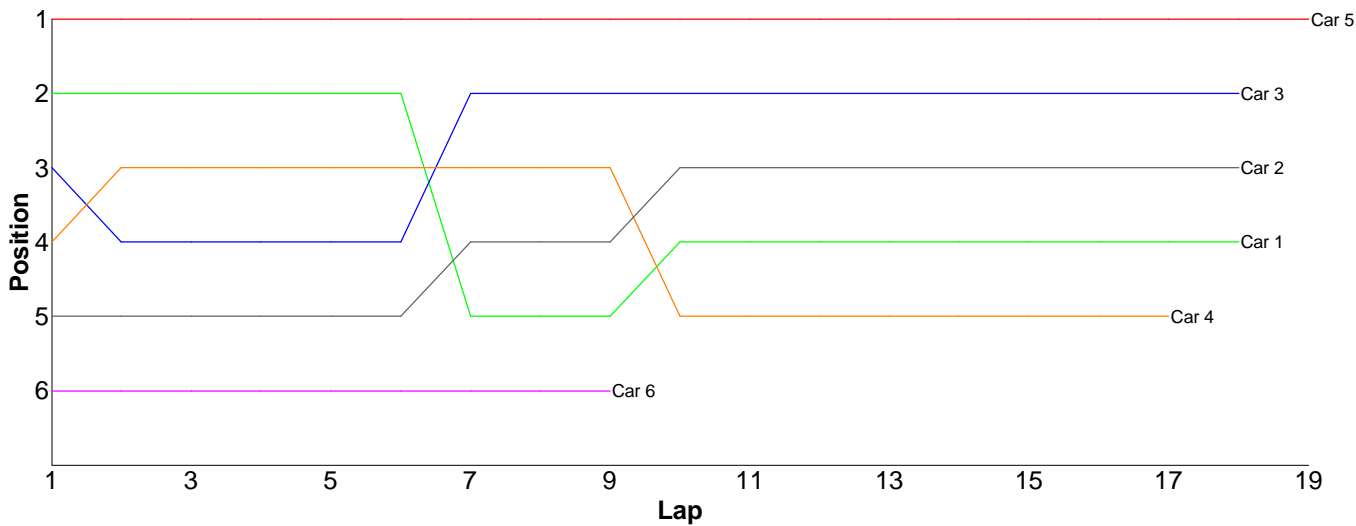


# Heat 3 - Round 1 (13.5 Stock)

Pos	Car	Form	Name	Member Type	Car Make	Result	Ave	Best
1	5		Richard King	V10	Photon	19 / 300.06	15.79	14.88
2	3	F2	Scott Stokes	2010	Xray	18 / 301.57	16.75	15.21
3	2		Trevor Scrase	V10	Xray	18 / 303.49	16.86	15.35
4	1	F2	Ian Cairns	2010	Schumacher	18 / 311.79	17.32	15.37
5	4	F2	Chris Howard	2010	Xray	17 / 305.65	17.97	15.58
6	6		Keith Aldridge	V10	Photon	9 / 242.53	26.94	16.77

**Lap Car 1 Car 2 Car 3 Car 4 Car 5 Car 6**

1	15.62	25.86	16.17	16.26	15.13	85.61
2	15.42	18.55	19.05	16.73	15.38	17.54
3	15.37	16.71	22.55	21.34	14.97	17.58
4	16.33	17.82	16.95	16.08	15.57	25.24
5	16.60	15.57	15.30	16.33	14.88	19.11
6	15.56	15.57	15.51	16.02	15.25	25.81
7	42.76	17.43	15.77	20.89	15.53	17.10
8	16.16	16.76	15.21	17.77	15.39	16.77
9	15.71	16.55	15.99	18.10	21.66	17.77
10	15.48	16.13	15.42	28.38	16.20	
11	15.49	15.80	15.45	16.45	16.30	
12	15.56	15.64	16.03	22.25	15.28	
13	15.39	16.15	16.23	16.03	15.34	
14	15.50	15.35	19.42	15.58	15.24	
15	15.98	16.30	17.48	15.67	15.65	
16	16.70	15.67	16.73	15.65	15.44	
17	16.11	15.95	16.31	16.12	16.37	
18	16.05	15.68	16.00		15.38	
19					15.10	
20						

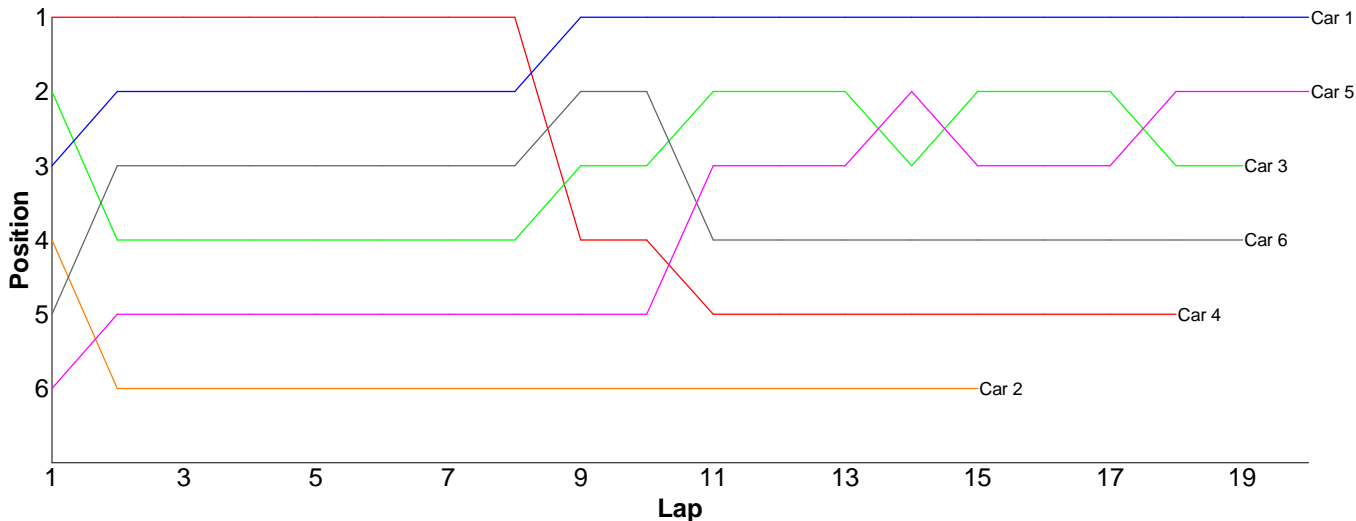


# Heat 4 - Round 1 (13.5 Stock)

Pos	Car	Form	Name	Member Type	Car Make	Result	Ave	Best
1	1	F1	James Davis	2010	Tamiya	20 / 314.80	15.74	15.53
2	5	F2	Jon Wilkins	2010	Schumacher	20 / 317.43	15.87	15.02
3	3	F2	Gerald Page	2010	Xray	19 / 300.32	15.80	15.32
4	6	F2	Chris Graco	2010	Xray	19 / 302.46	15.91	15.45
5	4	F2	Neil Talbot	2010	Xray	18 / 303.94	16.88	14.97
6	2	F2	Kieran Stokes (J)	2010	Xray	15 / 293.83	19.58	15.36

Lap	Car 1	Car 2	Car 3	Car 4	Car 5	Car 6
-----	-------	-------	-------	-------	-------	-------

1	15.97	16.14	15.32	15.09	22.98	16.22
2	15.58	23.93	18.44	15.33	15.80	16.75
3	15.64	19.31	15.63	15.51	15.25	15.45
4	15.62	30.20	15.51	14.97	15.22	15.66
5	15.53	15.49	15.54	16.90	15.23	16.02
6	15.60	15.36	15.63	15.35	15.03	15.47
7	15.67	15.67	15.57	15.81	15.51	15.80
8	15.63	20.82	15.88	15.32	15.02	15.72
9	15.64	33.06	16.30	20.42	15.03	15.90
10	15.81	16.04	15.60	15.26	15.25	15.90
11	15.93	15.70	15.57	31.67	15.46	16.90
12	15.74	22.70	16.25	15.68	15.52	15.76
13	15.92	16.69	15.64	15.91	15.70	15.72
14	15.58	16.23	15.57	15.31	15.24	15.78
15	15.76	16.49	15.51	17.24	15.73	16.00
16	15.78		15.50	15.81	15.54	15.79
17	15.74		15.48	16.41	15.64	15.84
18	15.75		15.56	15.95	15.34	15.67
19	15.69		15.82		15.36	16.11
20	16.22				17.58	
21						

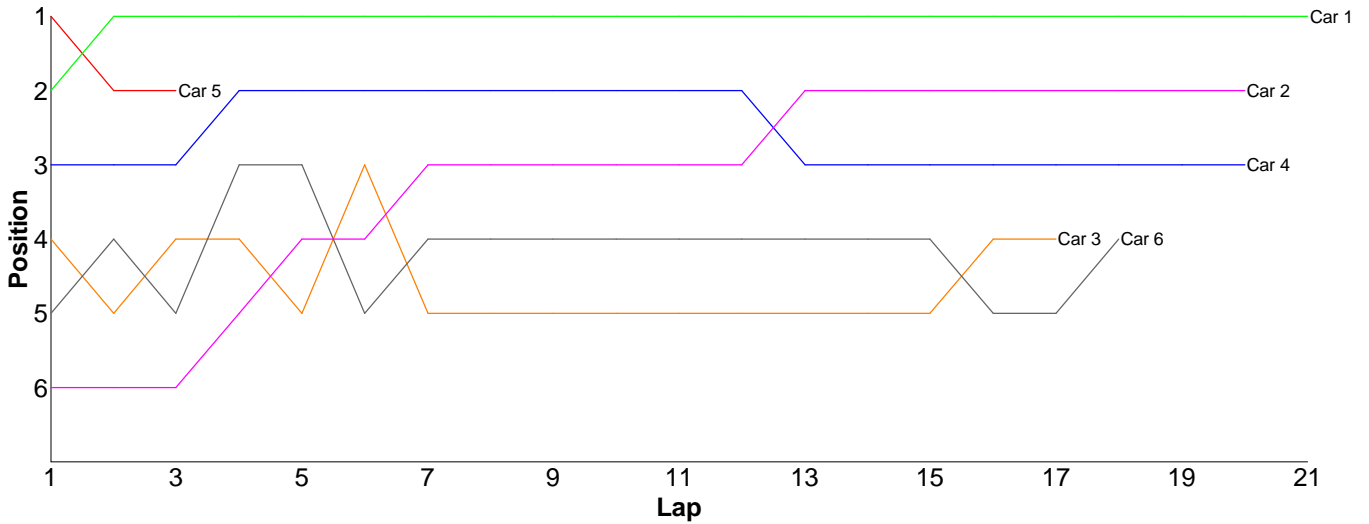


# Heat 5 - Round 1 (13.5 Stock)

Pos	Car	Form	Name	Member Type	Car Make	Result	Ave	Best
1	1	F1	Joe Jenyavanija	2010	Schumacher	21 / 308.03	14.66	14.22
2	2	F1	Nick Adams	2010	Xray	20 / 302.90	15.14	14.50
3	4	F1	Tim Webb	2010	Hot Bodies	20 / 308.09	15.40	15.04
4	6	F1	Brian Killick	2010	Xray	18 / 301.83	16.76	15.12
5	3		Scott Hauser	2010	Schumacher	17 / 273.76	16.10	14.78
6	5		Daniel Booker	V10	Tamiya	3 / 44.88	14.96	14.63

Lap	Car 1	Car 2	Car 3	Car 4	Car 5	Car 6
-----	-------	-------	-------	-------	-------	-------

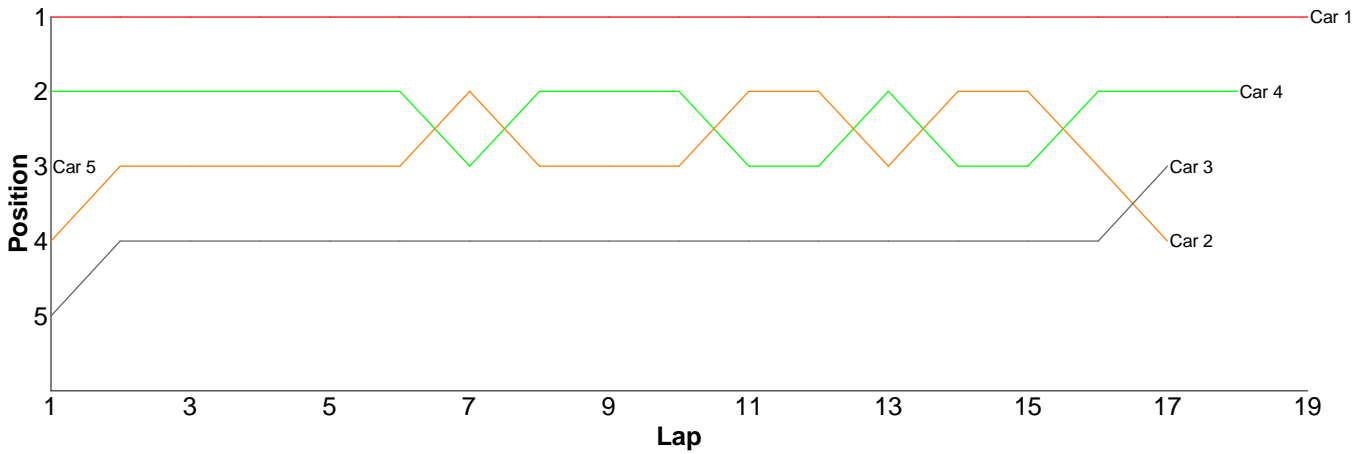
1	14.66	18.19	15.49	15.46	14.63	16.00
2	14.22	17.16	16.07	15.04	14.97	15.34
3	14.35	14.84	14.78	15.24	15.28	15.29
4	14.44	15.16	17.85	15.28		17.33
5	14.72	14.93	16.12	16.01		15.24
6	14.60	15.31	14.82	15.08		18.02
7	14.40	15.01	18.20	15.09		15.27
8	14.70	14.73	15.71	15.40		15.19
9	14.78	14.79	15.72	15.76		15.22
10	14.88	14.75	22.30	15.31		15.51
11	14.89	14.78	15.08	15.10		15.52
12	15.01	14.50	15.06	15.35		15.12
13	14.75	14.65	15.18	15.37		15.17
14	14.74	14.98	15.97	15.36		17.06
15	14.67	14.65	15.29	15.65		15.27
16	14.67	14.82	15.11	15.39		34.47
17	14.62	14.99	15.01	15.88		15.24
18	14.60	14.84		15.28		15.57
19	14.75	14.85		15.54		
20	14.64	14.97		15.50		
21	14.94					
22						



# Heat 6 - Round 1 (10.5 ProStk)

Pos	Car	Form	Name	Member Type	Car Make	Result	Ave	Best
1	1		Mark Hancock	V10	Schumacher	19 / 313.40	16.49	14.56
2	4		Rob Sawell	V10	Schumacher	18 / 309.46	17.19	15.47
3	3		Chris Betts	V10	Schumacher	17 / 300.45	17.67	16.11
4	2		Paul Isaacs	V10	Xray	17 / 300.58	17.68	15.99
5	5		Savo Graovac	V10	Schumacher	1 / 16.25	16.25	16.25

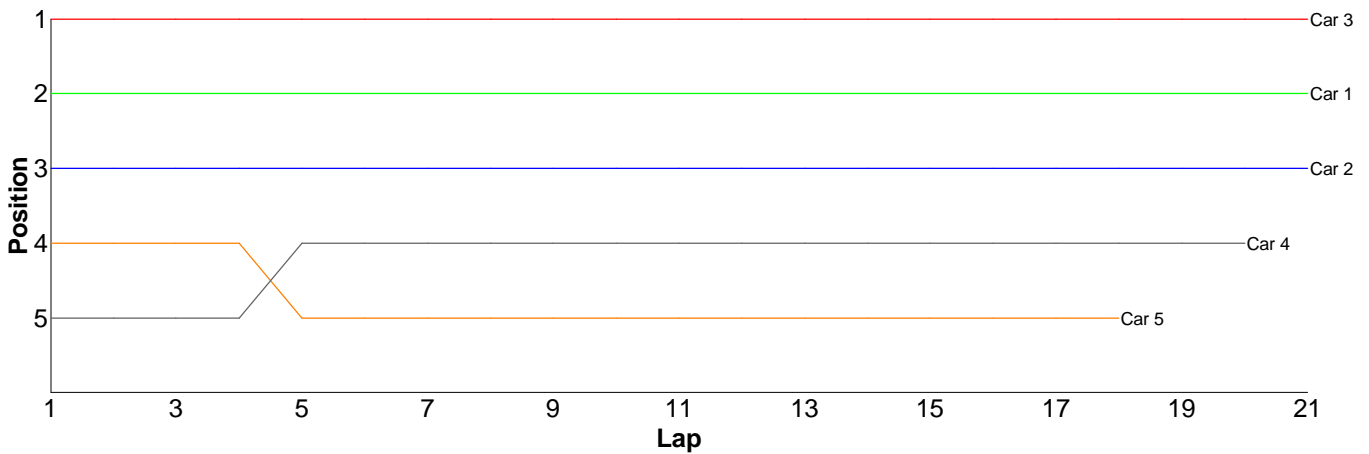
Lap	Car 1	Car 2	Car 3	Car 4	Car 5
1	15.49	16.39	19.16	16.04	16.25
2	14.56	16.12	17.31	16.15	
3	14.93	16.51	17.56	15.86	
4	14.81	19.36	16.49	15.83	
5	15.42	16.68	16.11	16.11	
6	16.35	18.00	16.57	16.20	
7	21.65	15.99	17.76	24.32	
8	16.96	19.98	28.02	16.65	
9	15.43	18.20	16.27	15.86	
10	16.12	17.32	17.01	18.59	
11	15.76	16.66	17.24	22.16	
12	15.99	18.06	17.20	15.71	
13	22.41	16.60	17.05	15.69	
14	17.73	16.97	17.08	21.50	
15	15.73	17.89	16.41	15.49	
16	15.53	17.49	16.55	15.47	
17	17.51	22.36	16.66	16.09	
18	15.37			15.74	
19	15.65				
20					



# Heat 7 - Round 1 (10.5 ProStk)

Pos	Car	Form	Name	Member Type	Car Make	Result	Ave	Best
1	3	F1	Jamie Vassallo	2010	Schumacher	21 / 305.52	14.54	14.26
2	1		Alex Gardiner	V10	Schumacher	21 / 308.56	14.69	14.25
3	2	F1	Steve Lissamore	V10	Losi	21 / 309.66	14.74	14.21
4	4		Ed Clark	V10	Losi	20 / 314.70	15.73	14.57
5	5		Richard Thorpe	V10	Losi	18 / 306.29	17.01	14.62

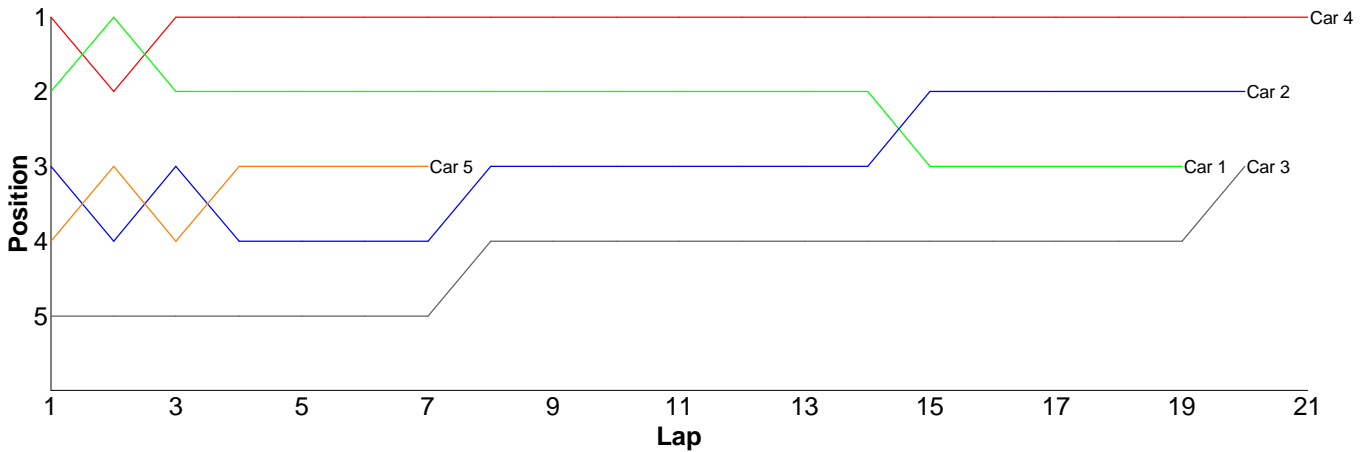
Lap	Car 1	Car 2	Car 3	Car 4	Car 5
1	14.44	14.58	14.28	17.79	15.82
2	14.70	16.03	14.74	14.81	16.18
3	14.79	15.16	14.27	15.21	15.53
4	14.43	14.55	14.50	15.22	15.49
5	14.33	14.78	14.51	15.08	16.15
6	14.54	14.61	14.60	14.57	14.73
7	14.44	14.45	14.27	14.98	14.80
8	14.25	14.21	14.57	14.93	14.75
9	14.87	14.67	14.26	15.95	32.55
10	14.48	14.43	14.33	24.33	17.45
11	14.88	14.90	14.80	15.46	15.59
12	14.48	14.81	14.78	15.13	16.98
13	14.90	14.57	14.58	15.07	15.50
14	14.80	14.76	14.79	14.60	23.24
15	14.63	14.83	14.46	15.52	16.25
16	14.81	14.58	14.71	15.59	15.27
17	14.64	14.88	14.71	15.29	14.62
18	15.17	14.78	14.52	15.15	15.39
19	15.41	14.57	14.54	15.10	
20	14.49	14.77	14.53	14.92	
21	15.08	14.74	14.77		
22					



# Heat 8 - Round 1 (Modified)

Pos	Car	Form	Name	Member Type	Car Make	Result	Ave	Best
1	4		Marcus Askill	V10	Team Magic	21 / 309.81	14.75	14.46
2	2		Mark Passingham	2010	Schumacher	20 / 313.33	15.66	15.00
3	3		Chris House	V10	Photon	20 / 314.94	15.74	15.08
4	1		Chris O'donoghue	2010	Photon	19 / 293.60	15.45	14.82
5	5		Colin Gardiner	V10	Xray	7 / 107.90	15.41	14.53

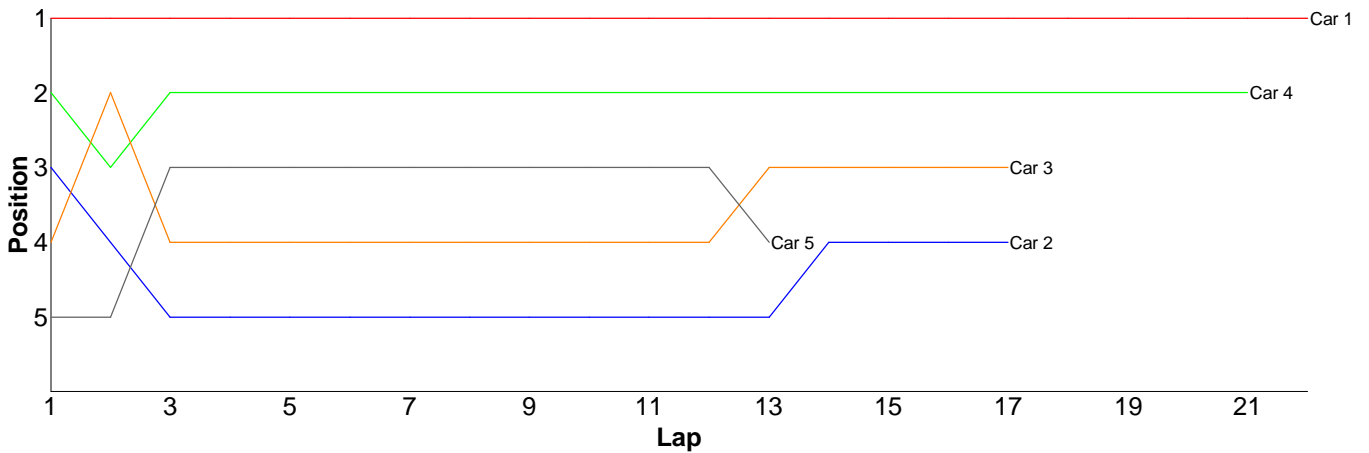
Lap	Car 1	Car 2	Car 3	Car 4	Car 5
1	14.85	15.38	19.02	14.78	16.38
2	15.29	17.54	15.16	15.59	15.21
3	14.92	15.12	15.44	14.58	17.19
4	14.90	15.40	15.08	14.54	14.53
5	14.98	15.49	15.98	14.51	15.01
6	15.37	15.09	15.09	14.67	14.60
7	15.14	15.08	15.21	14.62	14.98
8	15.47	15.00	15.08	14.47	
9	16.22	15.03	15.29	15.13	
10	15.40	15.38	15.37	14.99	
11	15.09	15.25	15.34	14.46	
12	15.17	15.12	15.46	14.54	
13	15.42	15.10	15.70	14.72	
14	14.82	15.44	15.41	14.73	
15	20.90	15.34	16.56	15.01	
16	15.11	15.28	15.57	14.51	
17	14.83	15.95	16.15	14.56	
18	14.89	15.28	15.57	14.50	
19	14.83	15.26	16.05	14.79	
20		20.80	16.41	14.89	
21				15.22	
22					



# Heat 9 - Round 1 (Modified)

Pos	Car	Form	Name	Member Type	Car Make	Result	Ave	Best
1	1		Glen Westwood	2010	Xray	22 / 307.59	13.98	13.70
2	4		Ben Ingram	V10	Photon	21 / 305.65	14.55	14.35
3	3		Brian Eldridge	V10	Photon	17 / 253.95	14.93	14.24
4	2		Chris Delves	2010	Losi	17 / 311.18	18.30	14.16
5	5		Tim Langdell	V10	Schumacher	13 / 209.44	16.11	14.17

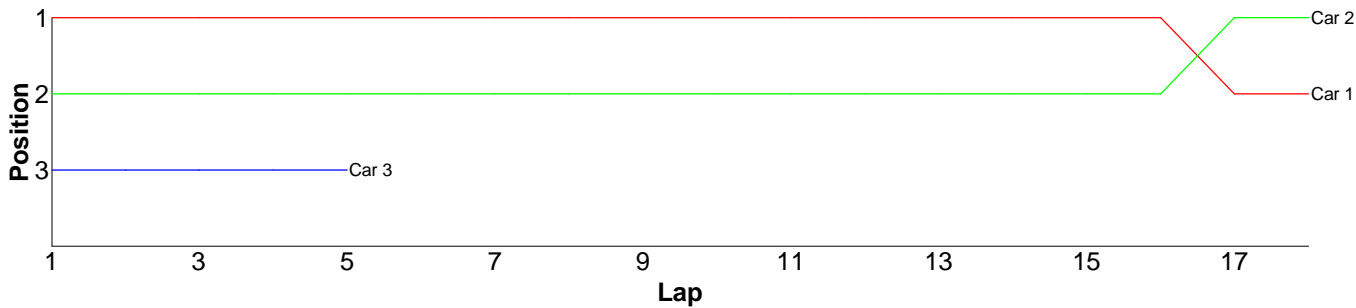
Lap	Car 1	Car 2	Car 3	Car 4	Car 5
1	13.88	14.68	14.85	14.54	15.00
2	13.81	15.38	14.29	14.65	15.19
3	13.93	17.17	16.37	14.74	14.60
4	13.76	18.94	14.41	14.47	14.45
5	13.73	56.05	14.48	14.37	14.35
6	15.47	15.25	14.24	14.75	14.17
7	13.99	14.62	14.59	14.53	14.63
8	13.79	14.95	14.40	14.44	14.31
9	13.82	14.20	14.43	14.38	14.42
10	13.73	27.99	14.64	14.41	14.70
11	13.78	14.49	14.60	14.35	14.37
12	14.37	14.24	15.50	14.40	14.47
13	13.84	14.31	14.56	14.64	34.78
14	13.84	14.78	14.34	14.39	
15	13.76	14.16	14.92	15.51	
16	14.29	14.30	14.63	14.53	
17	13.96	15.67	18.70	14.49	
18	14.10			14.49	
19	13.82			14.54	
20	13.70			14.46	
21	13.94			14.57	
22	14.28				
23					



# Heat 10 - Round 1 (GT2)

Pos	Car	Form	Name	Member Type	Car Make	Result	Ave	Best
1	2		Mark Fagan	V10	Associated	18 / 303.53	16.86	16.27
2	1	F1	Nigel Moss	2010	CRC	18 / 306.56	17.03	15.86
3	3		Andrew Moore	2010	Tamiya	5 / 263.14	52.62	30.82

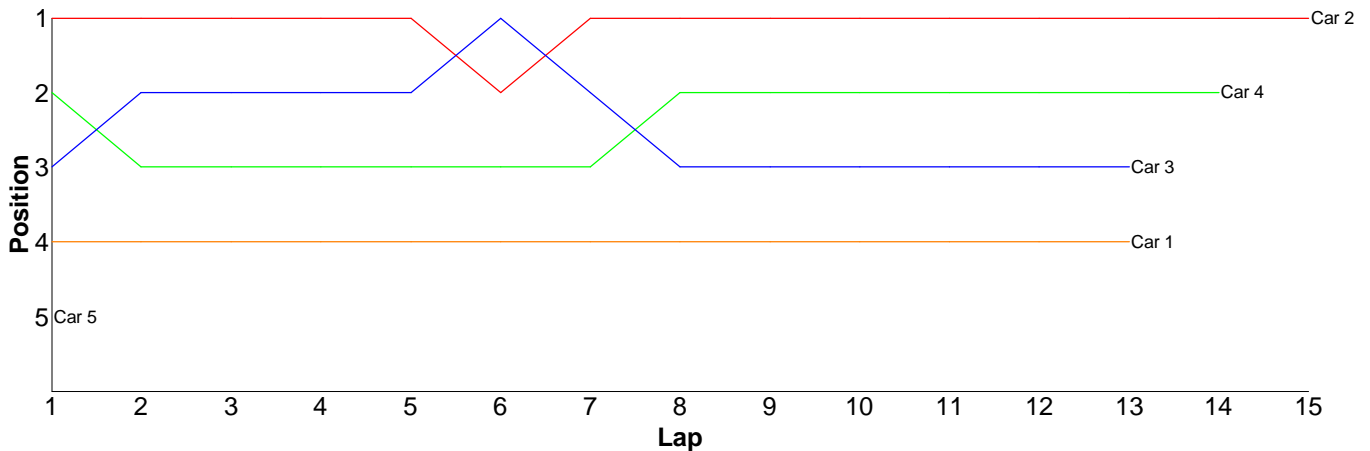
Lap	Car 1	Car 2	Car 3
1	16.52	17.65	103.58
2	16.98	16.84	32.62
3	16.22	17.22	34.50
4	15.86	16.27	30.82
5	16.39	18.89	61.62
6	17.44	16.65	
7	17.33	16.54	
8	17.59	17.50	
9	16.79	16.83	
10	17.37	16.34	
11	18.02	16.42	
12	16.36	16.63	
13	17.26	16.75	
14	16.58	16.87	
15	16.43	16.65	
16	16.75	16.34	
17	20.32	16.59	
18	16.35	16.55	
19			



## Heat 11 - Round 1 (Bikes)

Pos	Car	Form	Name	Member Type	Car Make	Result	Ave	Best
1	2	F1	Roki Read	2010		15 / 317.33	21.15	19.71
2	4	F1	Matt Tims	2010		14 / 316.50	22.60	20.92
3	3	F1	Andy Carless	2010		13 / 301.63	23.20	21.96
4	1	F1	Simon Lancaster	V10		13 / 316.31	24.33	19.97
5	5	F1	Scott Adderson	2010		1 / 39.43	39.43	39.43

Lap	Car 1	Car 2	Car 3	Car 4	Car 5
1	30.83	20.16	23.01	22.08	39.43
2	31.05	19.85	22.08	32.63	
3	29.41	20.35	22.03	21.47	
4	20.25	19.99	22.31	22.08	
5	20.84	24.28	25.05	21.70	
6	19.97	32.43	21.96	21.61	
7	20.24	19.82	22.93	21.40	
8	30.14	20.20	29.85	22.03	
9	20.96	19.87	22.57	21.31	
10	20.78	19.71	22.48	25.46	
11	20.74	20.19	22.63	21.06	
12	22.74	20.55	22.30	20.92	
13	28.36	20.10	22.43	21.31	
14		19.95		21.44	
15		19.88			
16					

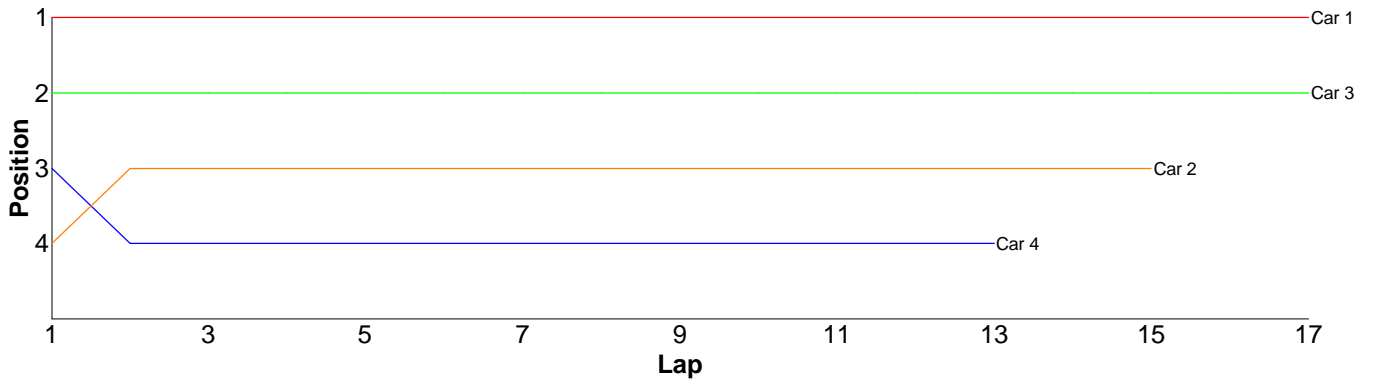


## Heat 1 - Round 2 (17.5 Sport)

Pos	Car	Form	Name	Member Type	Car Make	Result	Ave	Best
1	1		Paul Taylor	V10	Schumacher	17 / 302.06	17.76	17.30
2	3		Spencer Stokoe	V10	Team Magic	17 / 307.90	18.11	17.24
3	2	F2	Bradley Killick (J)	2010	Xray	15 / 312.63	20.84	19.87
4	4	F2	Jason Elliot	2010	Associated	13 / 314.12	24.16	19.64

Lap	Car 1	Car 2	Car 3	Car 4
1	17.67	22.04	18.05	20.27
2	17.56	19.89	18.42	27.68
3	17.92	19.87	18.92	24.56
4	18.15	20.26	17.83	26.42
5	17.66	20.11	17.86	27.30
6	17.75	23.74	17.71	24.09
7	18.21	20.57	17.36	19.77
8	18.14	19.99	17.90	19.64
9	17.66	20.33	17.24	27.02
10	17.30	20.72	19.76	24.00
11	17.43	20.39	17.93	23.51

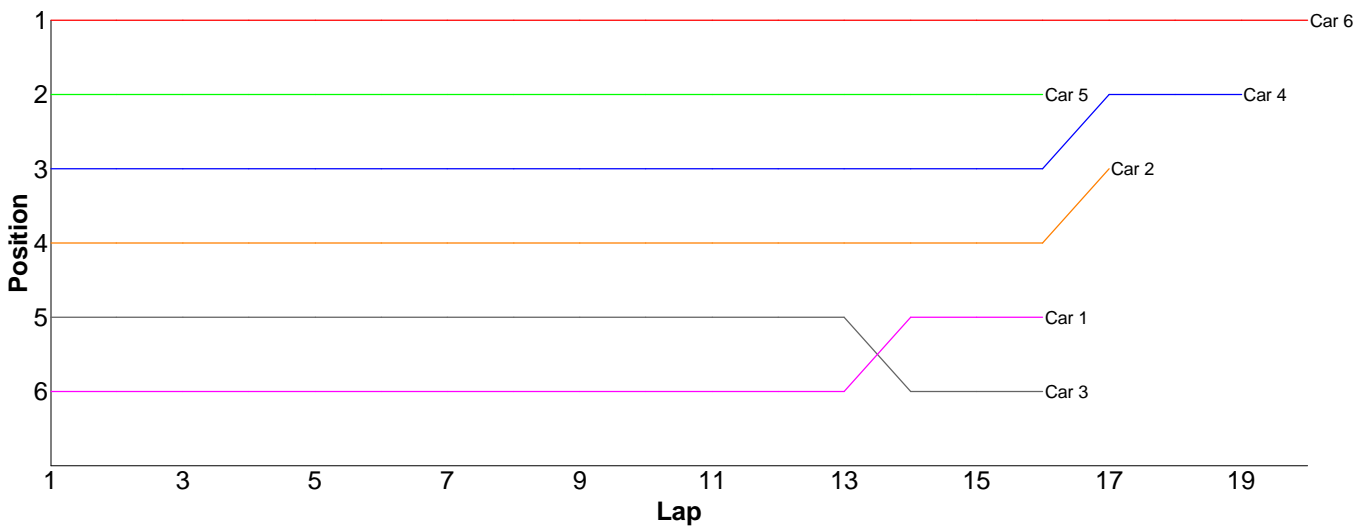
12	17.78	20.78	18.46	28.60
13	17.34	20.99	17.92	21.26
14	17.64	20.02	17.63	
15	17.99	22.93	18.05	
16	18.06		18.68	
17	17.80		18.18	
18				



# Heat 2 - Round 2 (13.5 Stock)

Pos	Car	Form	Name	Member Type	Car Make	Result	Ave	Best
1	6		Lee Hedges	V10	3racing	20 / 307.73	15.38	14.95
2	4		Mark Caton	V10	Tamiya	19 / 311.77	16.40	15.49
3	2	F2	Andy Lewis	2010	Xray	17 / 307.73	18.10	16.55
4	5		Mark Lambert	V10	3racing	16 / 246.72	15.42	14.91
5	1		Matt Nicholls	V10	Schumacher	16 / 307.26	19.20	16.03
6	3		Faks	V10	Team Magic	16 / 315.99	19.74	17.59

Lap	Car 1	Car 2	Car 3	Car 4	Car 5	Car 6
1	21.67	17.76	19.18	16.39	15.60	15.23
2	17.13	17.60	18.70	15.96	14.94	15.25
3	18.31	17.41	17.97	16.22	17.74	15.46
4	25.06	16.55	19.28	16.69	15.79	15.23
5	17.23	22.85	18.66	16.29	15.20	15.45
6	19.89	17.72	18.12	15.49	15.12	15.19
7	16.48	17.10	18.10	16.32	15.73	15.46
8	37.38	18.45	17.68	16.85	15.40	15.38
9	16.40	17.42	17.59	16.60	15.02	16.41
10	16.26	17.00	19.13	16.02	15.23	15.24
11	16.68	18.77	18.18	15.74	14.99	15.13
12	17.67	17.50	29.67	15.83	15.11	15.55
13	18.77	17.65	22.39	18.33	15.36	14.95
14	16.03	17.26	21.34	17.37	15.36	15.10
15	16.17	17.51	20.08	16.92	14.91	16.00
16	16.13	18.49	19.92	15.99	15.22	15.27
17		20.69		16.17		15.21
18				16.11		15.80
19				16.48		15.06
20						15.36
21						

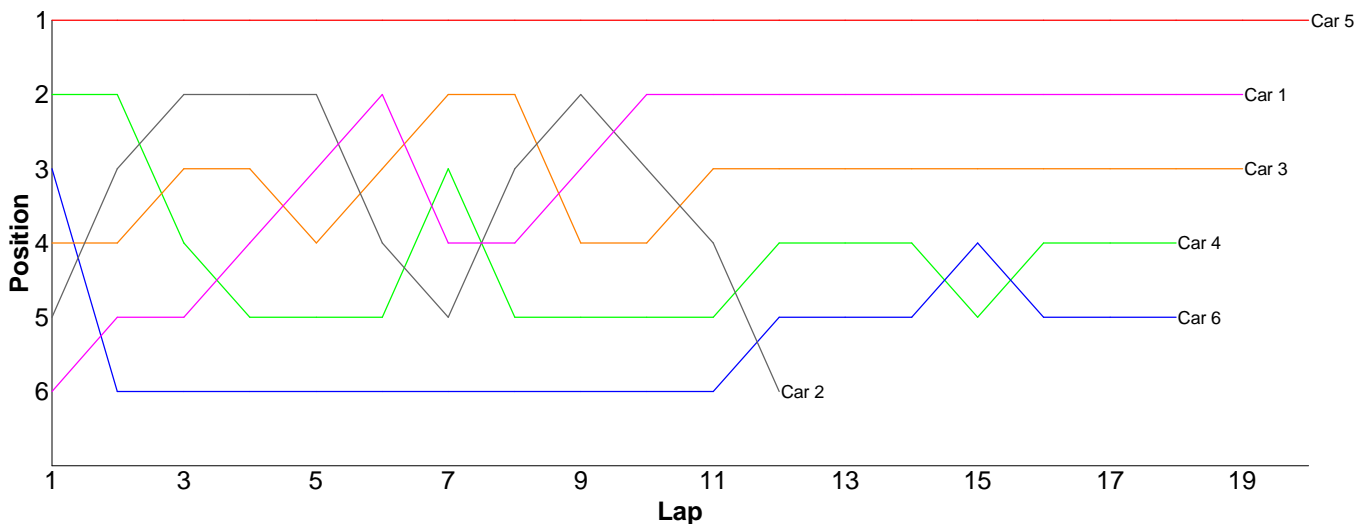


# Heat 3 - Round 2 (13.5 Stock)

Pos	Car	Form	Name	Member Type	Car Make	Result	Ave	Best
1	5		Richard King	V10	Photon	20 / 300.93	15.04	14.81
2	1	F2	Ian Cairns	2010	Schumacher	19 / 304.12	16.00	15.57
3	3	F2	Scott Stokes	2010	Xray	19 / 313.08	16.47	15.41
4	4	F2	Chris Howard	2010	Xray	18 / 303.73	16.87	15.32
5	6		Keith Aldridge	V10	Photon	18 / 307.49	17.08	15.79
6	2		Trevor Scrase	V10	Xray	12 / 212.25	17.68	15.36

Lap	Car 1	Car 2	Car 3	Car 4	Car 5	Car 6
-----	-------	-------	-------	-------	-------	-------

1	16.16	16.13	16.12	15.75	14.83	15.91
2	16.04	15.53	15.94	15.32	14.84	19.98
3	15.62	15.36	15.41	16.43	14.99	19.33
4	15.57	15.69	15.71	16.02	14.97	16.63
5	15.88	15.98	16.10	15.95	14.87	16.31
6	15.77	16.72	15.95	16.06	15.05	16.93
7	16.59	16.26	15.97	16.02	14.87	15.79
8	16.33	16.00	16.33	22.52	15.04	16.46
9	15.83	15.92	16.61	16.92	16.43	16.24
10	15.59	15.98	16.03	18.08	15.01	17.12
11	16.11	24.83	16.07	16.87	15.08	16.10
12	15.96	27.85	16.14	16.88	14.85	16.20
13	15.69		15.86	16.27	14.84	16.14
14	16.87		16.74	16.08	14.81	16.07
15	15.65		16.00	17.40	15.06	17.26
16	15.70		17.03	15.87	15.11	20.28
17	16.03		16.13	18.09	15.42	17.47
18	16.11		22.35	17.20	14.94	17.27
19	16.62		16.59		15.04	
20					14.88	
21						

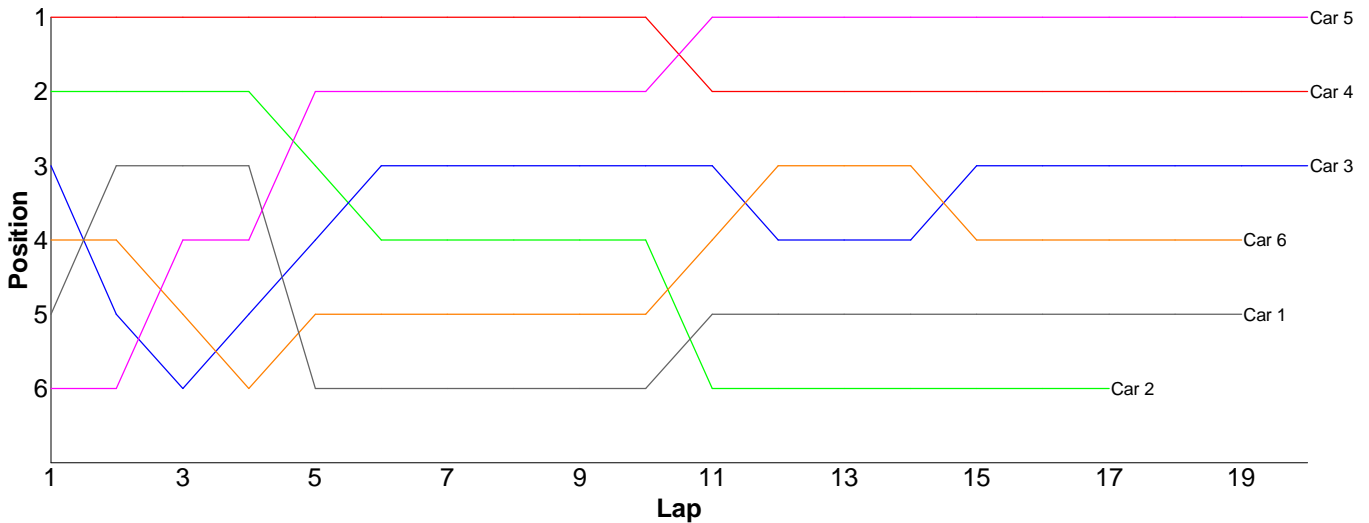


# Heat 4 - Round 2 (13.5 Stock)

Pos	Car	Form	Name	Member Type	Car Make	Result	Ave	Best
1	5	F2	Jon Wilkins	2010	Schumacher	20 / 305.27	15.26	14.83
2	4	F2	Neil Talbot	2010	Xray	20 / 311.08	15.55	14.81
3	3	F2	Gerald Page	2010	Xray	20 / 313.37	15.66	15.11
4	6	F2	Chris Graco	2010	Xray	19 / 300.00	15.78	15.43
5	1	F1	James Davis	2010	Tamiya	19 / 311.09	16.37	15.28
6	2	F2	Kieran Stokes (J)	2010	Xray	17 / 304.91	17.93	15.33

Lap	Car 1	Car 2	Car 3	Car 4	Car 5	Car 6
-----	-------	-------	-------	-------	-------	-------

1	16.20	15.53	16.01	15.19	16.78	16.16
2	15.54	15.35	16.31	14.81	15.65	15.87
3	15.28	15.33	15.84	15.10	15.18	15.79
4	15.65	16.06	15.70	15.44	15.11	16.74
5	20.51	16.91	15.56	15.19	14.97	15.65
6	16.58	15.70	15.30	15.11	15.12	15.76
7	16.56	15.36	15.51	14.99	14.93	15.43
8	15.74	15.99	15.52	15.43	15.34	15.78
9	15.80	16.03	15.33	15.20	15.12	15.88
10	15.88	15.63	15.44	15.92	14.93	15.54
11	15.80	23.96	15.89	17.89	15.07	15.71
12	15.45	16.46	17.93	17.92	14.83	15.51
13	15.70	26.98	15.46	14.94	15.36	15.54
14	15.36	16.45	15.34	15.82	15.03	15.71
15	15.96	23.94	15.11	15.23	15.17	15.93
16	15.68	19.59	15.55	15.23	15.05	15.86
17	15.70	19.64	15.33	15.16	15.35	15.84
18	16.37		15.49	15.58	15.92	15.76
19	21.33		15.44	15.47	15.20	15.54
20			15.31	15.46	15.16	
21						

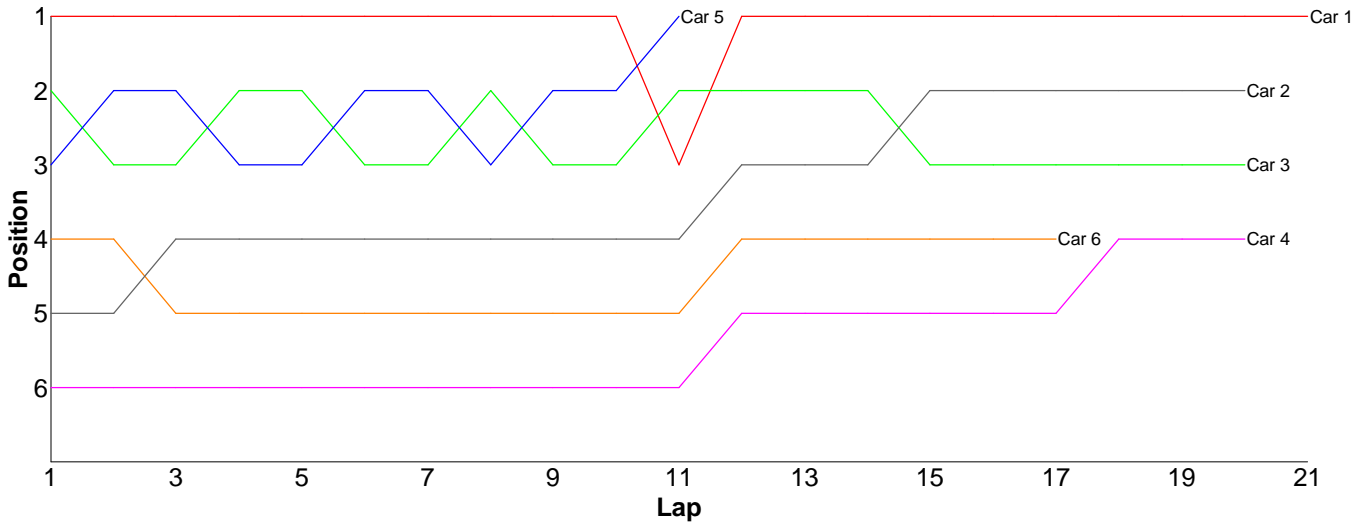


# Heat 5 - Round 2 (13.5 Stock)

Pos	Car	Form	Name	Member Type	Car Make	Result	Ave	Best
1	1	F1	Joe Jenyavanija	2010	Schumacher	21 / 312.64	14.88	14.52
2	2	F1	Nick Adams	2010	Xray	20 / 301.40	15.07	14.71
3	3		Scott Hauser	2010	Schumacher	20 / 302.80	15.14	14.51
4	4	F1	Tim Webb	2010	Hot Bodies	20 / 308.65	15.43	15.02
5	6	F1	Brian Killick	2010	Xray	17 / 260.19	15.30	14.97
6	5		Daniel Booker	V10	Tamiya	11 / 163.22	14.83	14.51

**Lap Car 1 Car 2 Car 3 Car 4 Car 5 Car 6**

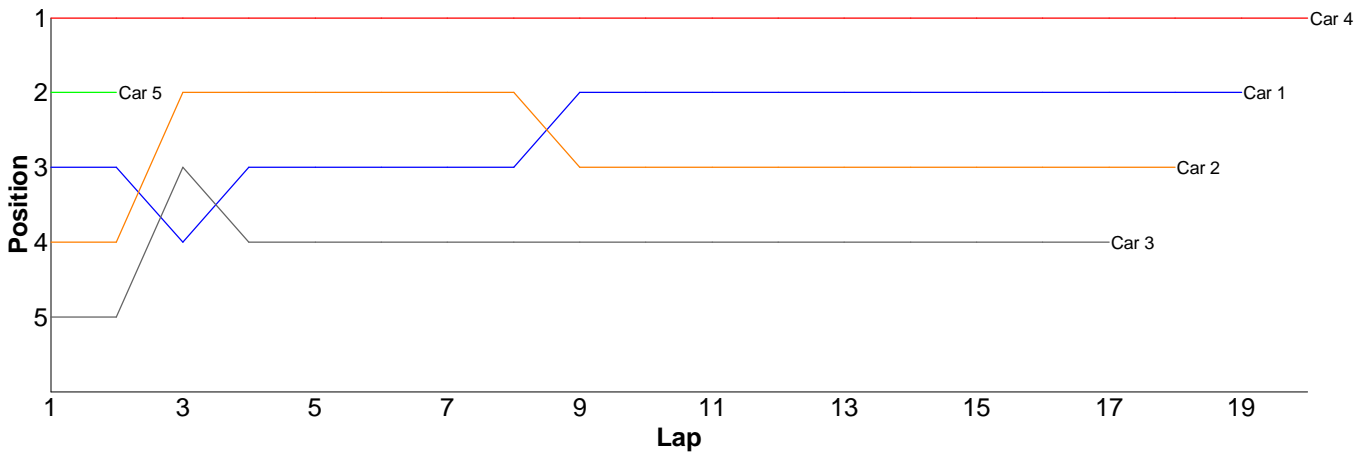
1	14.59	15.15	14.74	15.24	14.90	15.06
2	14.52	15.01	14.83	15.85	14.51	15.03
3	14.77	15.10	15.10	15.90	15.04	15.22
4	14.59	14.81	14.51	15.96	14.96	14.97
5	14.79	15.08	15.01	16.03	14.81	15.65
6	14.70	14.76	14.83	15.64	14.54	15.28
7	14.82	15.43	15.04	15.02	15.07	15.63
8	14.83	15.12	14.65	15.24	15.10	15.25
9	15.07	15.21	15.01	15.44	14.73	15.26
10	14.95	14.95	15.16	15.36	14.86	15.38
11	16.27	14.87	14.90	15.37	14.70	15.55
12	15.13	15.30	16.06	15.27		15.23
13	14.63	14.71	14.86	15.22		15.35
14	14.96	14.95	15.08	15.41		15.58
15	14.89	15.06	16.65	15.18		15.28
16	14.85	15.11	15.18	15.30		15.19
17	14.74	15.16	15.14	15.03		15.28
18	14.89	15.23	15.53	15.44		
19	14.90	15.47	15.28	15.50		
20	14.92	14.92	15.24	15.25		
21	14.83					
22						



# Heat 6 - Round 2 (10.5 ProStk)

Pos	Car	Form	Name	Member Type	Car Make	Result	Ave	Best
1	4		Rob Sawell	V10	Schumacher	20 / 304.00	15.20	14.58
2	1		Mark Hancock	V10	Schumacher	19 / 319.59	16.82	15.14
3	2		Paul Isaacs	V10	Xray	18 / 315.92	17.55	16.13
4	3		Chris Betts	V10	Schumacher	17 / 300.79	17.69	16.12
5	5		Savo Graovac	V10	Schumacher	2 / 31.65	15.82	15.73

Lap	Car 1	Car 2	Car 3	Car 4	Car 5
1	16.36	16.55	18.32	14.89	15.92
2	15.61	17.50	16.13	15.00	15.73
3	23.28	16.67	17.07	14.58	
4	16.26	16.47	21.47	14.70	
5	15.59	17.25	18.66	14.78	
6	20.02	16.52	16.22	15.04	
7	15.93	17.62	17.24	14.69	
8	15.32	18.63	17.57	15.35	
9	15.57	17.05	17.88	14.90	
10	15.23	16.90	16.73	17.60	
11	15.14	16.96	16.12	15.07	
12	16.21	16.13	17.46	15.20	
13	15.57	16.74	21.70	15.13	
14	15.33	17.06	17.90	15.12	
15	15.32	16.91	16.85	15.78	
16	15.49	17.00	16.43	15.22	
17	18.98	23.97	17.04	15.30	
18	15.76	19.99		15.23	
19	22.62			15.08	
20				15.34	
21					

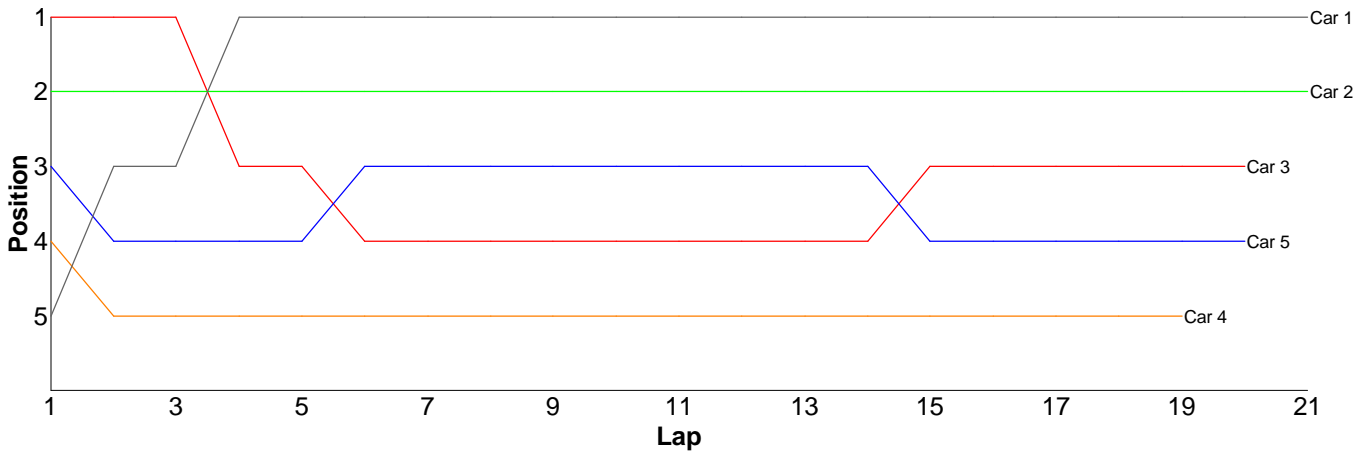


# Heat 7 - Round 2 (10.5 ProStk)

Pos	Car	Form	Name	Member Type	Car Make	Result	Ave	Best
1	1		Alex Gardiner	V10	Schumacher	21 / 304.12	14.48	14.16
2	2	F1	Steve Lissamore	V10	Losi	21 / 312.19	14.86	14.33
3	3	F1	Jamie Vassallo	2010	Schumacher	20 / 302.35	15.11	14.24
4	5		Richard Thorpe	V10	Losi	20 / 306.67	15.33	14.65
5	4		Ed Clark	V10	Losi	19 / 302.75	15.93	14.61

## Lap Car 1 Car 2 Car 3 Car 4 Car 5

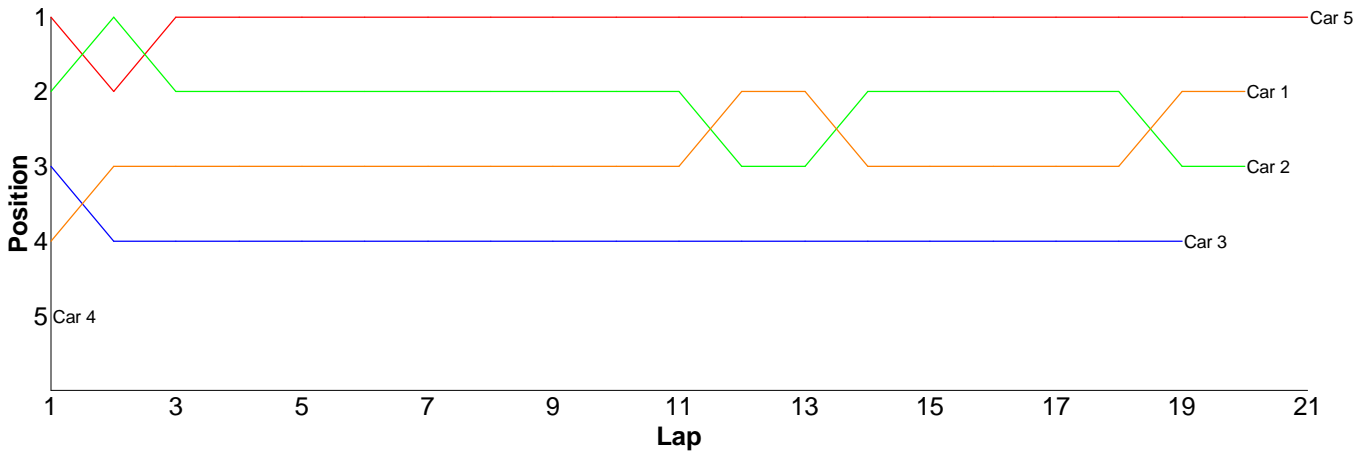
1	15.82	14.74	14.55	15.72	15.03
2	14.24	14.96	14.56	17.05	15.32
3	14.23	14.58	14.48	15.86	15.63
4	14.27	14.50	15.19	15.08	15.56
5	14.23	14.33	14.78	16.69	15.42
6	14.65	14.46	21.09	17.53	14.71
7	14.34	14.88	17.98	15.37	15.69
8	14.35	14.62	14.55	15.07	14.83
9	14.46	14.56	14.65	15.92	14.75
10	14.41	14.67	14.62	15.93	14.87
11	14.56	14.49	14.68	14.78	15.63
12	14.64	14.59	14.67	20.29	15.08
13	14.30	14.65	14.82	15.77	14.65
14	14.21	14.61	14.58	15.15	14.71
15	14.38	17.87	14.65	14.61	18.67
16	15.44	15.44	14.37	15.92	15.20
17	14.51	14.78	14.75	14.97	15.25
18	14.47	15.05	14.24	14.89	14.83
19	14.29	14.90	14.66	16.15	14.84
20	14.16	14.64	14.48		16.00
21	14.16	14.87			
22					



# Heat 8 - Round 2 (Modified)

Pos	Car	Form	Name	Member Type	Car Make	Result	Ave	Best
1	5		Colin Gardiner	V10	Xray	21 / 320.68	15.27	14.70
2	1		Chris O'donoghue	2010	Photon	20 / 308.63	15.43	14.94
3	2		Mark Passingham	2010	Schumacher	20 / 309.78	15.48	14.78
4	3		Chris House	V10	Photon	19 / 305.56	16.08	15.12
5	4		Marcus Askill	V10	Team Magic	1 / 23.95	23.95	23.95

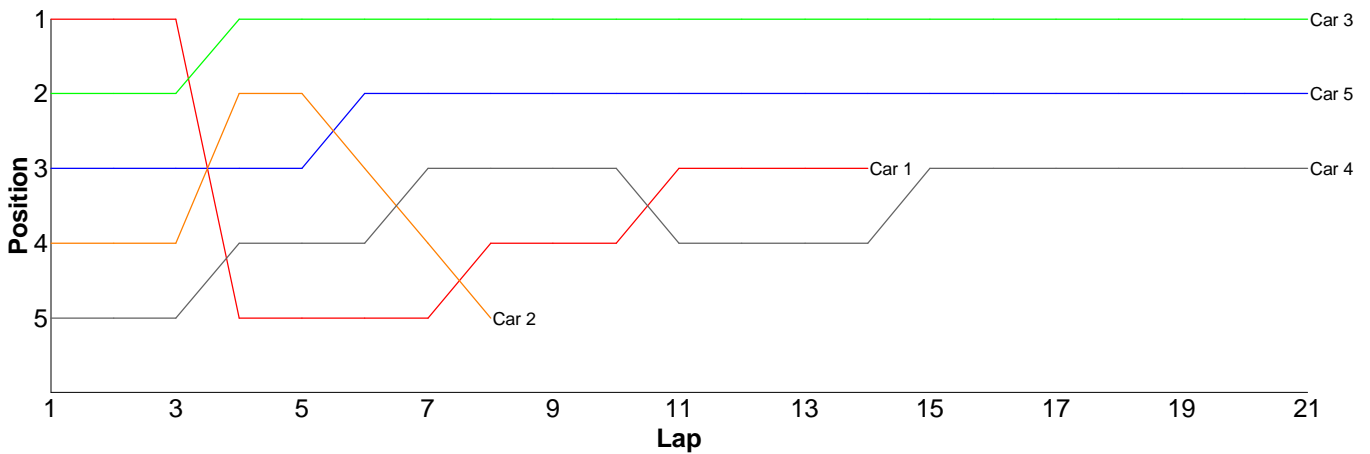
Lap	Car 1	Car 2	Car 3	Car 4	Car 5
1	15.59	15.50	15.56	23.95	14.90
2	15.96	15.24	21.77		15.89
3	14.96	15.33	16.68		15.12
4	15.30	15.62	15.60		15.07
5	15.91	15.40	15.84		15.19
6	15.00	15.14	15.30		14.70
7	15.10	14.78	15.47		14.72
8	15.07	15.24	15.12		14.74
9	14.96	14.90	15.55		15.17
10	15.49	15.57	15.20		14.82
11	15.05	15.60	15.15		15.04
12	15.13	16.24	15.19		15.12
13	15.01	15.36	15.56		14.73
14	17.97	15.59	15.59		14.87
15	16.06	15.06	15.18		15.09
16	15.54	16.75	15.85		14.77
17	15.26	15.47	15.64		14.81
18	15.20	15.68	18.85		14.79
19	14.94	15.64	16.46		14.79
20	15.13	15.67			14.86
21					21.49
22					



# Heat 9 - Round 2 (Modified)

Pos	Car	Form	Name	Member Type	Car Make	Result	Ave	Best
1	3		Brian Eldridge	V10	Photon	21 / 304.01	14.47	14.22
2	5		Tim Langdell	V10	Schumacher	21 / 307.21	14.62	14.31
3	4		Ben Ingram	V10	Photon	21 / 319.47	15.21	14.47
4	1		Glen Westwood	2010	Xray	14 / 205.64	14.68	14.04
5	2		Chris Delves	2010	Losi	8 / 119.82	14.97	14.41

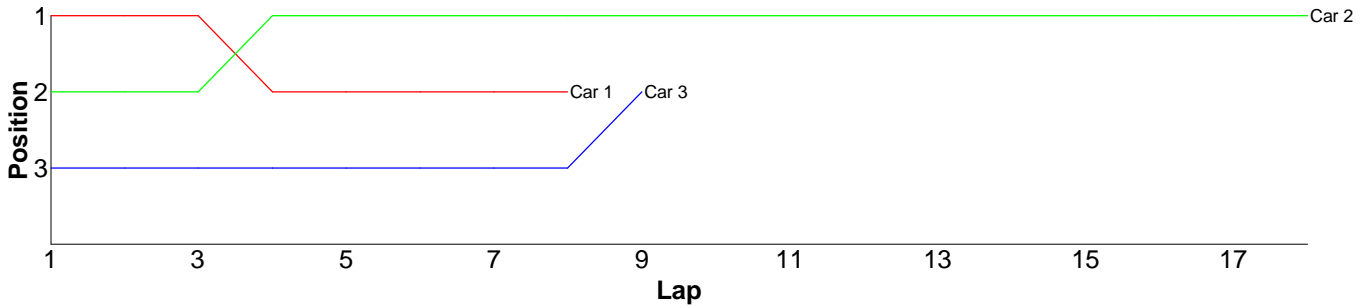
Lap	Car 1	Car 2	Car 3	Car 4	Car 5
1	14.40	14.65	14.61	14.90	14.63
2	14.04	14.54	14.42	14.90	14.47
3	14.20	14.47	14.36	15.14	14.31
4	20.02	14.41	14.61	14.67	15.29
5	14.38	14.60	14.42	14.63	14.45
6	14.15	15.03	14.51	14.53	14.34
7	14.37	16.04	14.50	14.50	14.61
8	14.12	16.08	14.45	14.69	14.58
9	14.16		14.34	14.54	14.66
10	14.41		14.61	15.15	14.65
11	14.13		14.44	14.91	14.86
12	14.41		14.31	14.57	14.56
13	14.11		14.89	14.60	14.76
14	14.74		14.22	14.71	14.43
15			14.35	14.82	14.68
16			14.39	14.64	14.46
17			14.39	14.64	14.85
18			14.59	14.52	14.72
19			14.44	14.47	14.58
20			14.74	14.52	14.62
21			14.42	25.42	14.70
22					



# Heat 10 - Round 2 (GT2)

Pos	Car	Form	Name	Member Type	Car Make	Result	Ave	Best
1	2		Mark Fagan	V10	Associated	18 / 303.55	16.86	16.15
2	3		Andrew Moore	2010	Tamiya	9 / 274.81	30.53	22.41
3	1	F1	Nigel Moss	2010	CRC	8 / 141.39	17.67	15.99

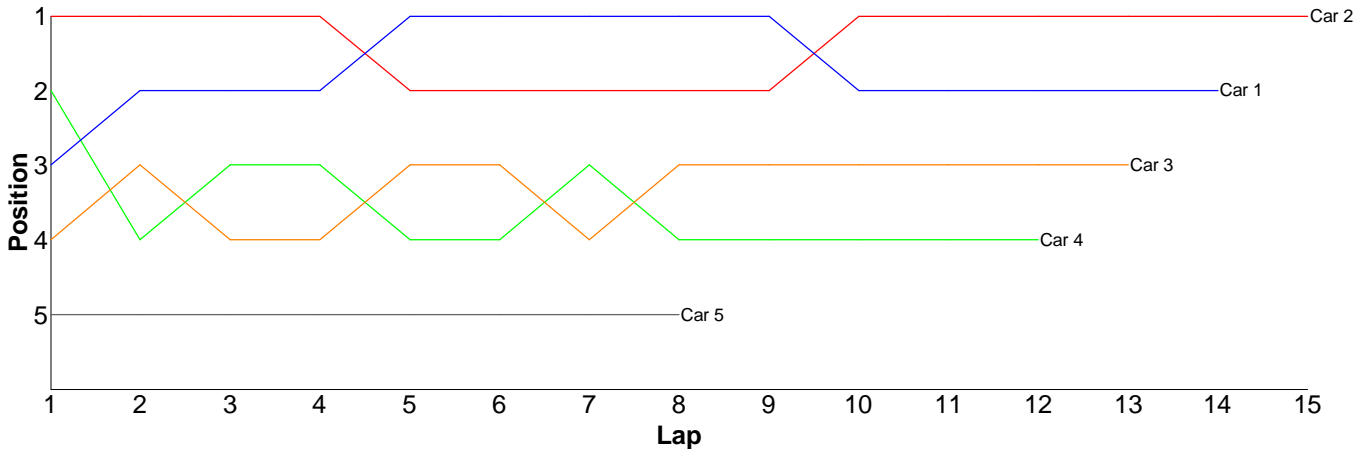
Lap	Car 1	Car 2	Car 3
1	16.40	20.09	60.33
2	16.50	17.90	27.06
3	16.32	16.37	30.28
4	24.32	16.51	24.77
5	15.99	16.37	29.42
6	16.19	16.15	26.11
7	16.03	16.41	30.67
8	19.64	16.65	22.41
9		16.78	23.76
10		16.71	
11		16.52	
12		16.68	
13		16.33	
14		17.04	
15		17.33	
16		16.53	
17		16.53	
18		16.65	
19			



## Heat 11 - Round 2 (Bikes)

Pos	Car	Form	Name	Member Type	Car Make	Result	Ave	Best
1	2	F1	Roki Read	2010		15 / 318.41	21.22	19.68
2	1	F1	Simon Lancaster	V10		14 / 315.63	22.54	20.01
3	3	F1	Andy Carless	2010		13 / 320.07	24.62	21.90
4	4	F1	Matt Tims	2010		12 / 313.90	26.15	20.69
5	5	F1	Scott Adderson	2010		8 / 312.31	39.03	22.82

Lap	Car 1	Car 2	Car 3	Car 4	Car 5
1	20.98	19.86	24.02	20.69	108.12
2	20.88	19.98	21.90	31.40	26.43
3	20.16	20.14	30.37	24.04	30.65
4	20.88	19.68	23.21	22.10	23.27
5	20.25	29.90	27.33	34.12	38.26
6	24.70	27.93	22.59	21.48	39.78
7	21.14	19.97	30.58	24.75	22.82
8	20.63	20.26	25.80	28.84	22.98
9	25.85	20.00	23.03	23.09	
10	34.70	20.05	22.91	22.49	
11	20.32	20.07	22.91	39.60	
12	20.01	20.48	22.73	21.30	
13	24.90	19.76	22.69		
14	20.23	20.00			
15		20.33			
16					

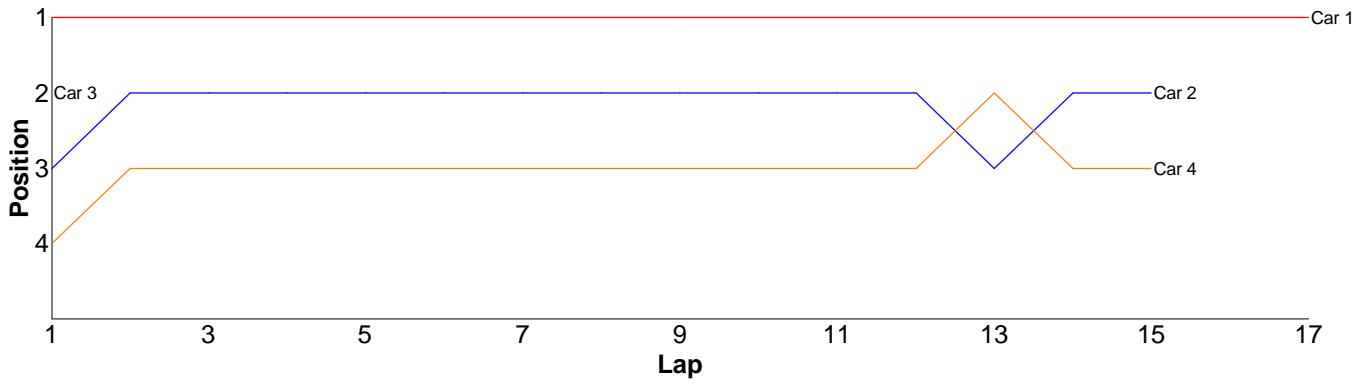


## Heat 1 - Round 3 (17.5 Sport)

Pos	Car	Form	Name	Member Type	Car Make	Result	Ave	Best
1	1		Paul Taylor	V10	Schumacher	17 / 308.32	18.13	17.66
2	2	F2	Bradley Killick (J)	2010	Xray	15 / 304.86	20.32	19.12
3	4	F2	Jason Elliot	2010	Associated	15 / 305.39	20.35	17.98
4	3		Spencer Stokoe	V10	Team Magic	1 / 18.01	18.01	18.01

Lap	Car 1	Car 2	Car 3	Car 4
1	17.91	19.12	18.01	22.87
2	19.51	19.34		19.41
3	17.79	19.18		18.51
4	18.28	19.86		23.79
5	17.75	20.23		20.31
6	17.75	20.30		26.84
7	18.11	24.32		19.35
8	17.76	19.55		18.76
9	18.25	20.80		18.57
10	18.30	19.60		19.88
11	17.71	22.93		19.13

12	18.86	19.34	17.98
13	18.20	19.57	18.31
14	18.13	20.95	23.02
15	17.66	19.77	18.66
16	18.02		
17	18.33		
18			

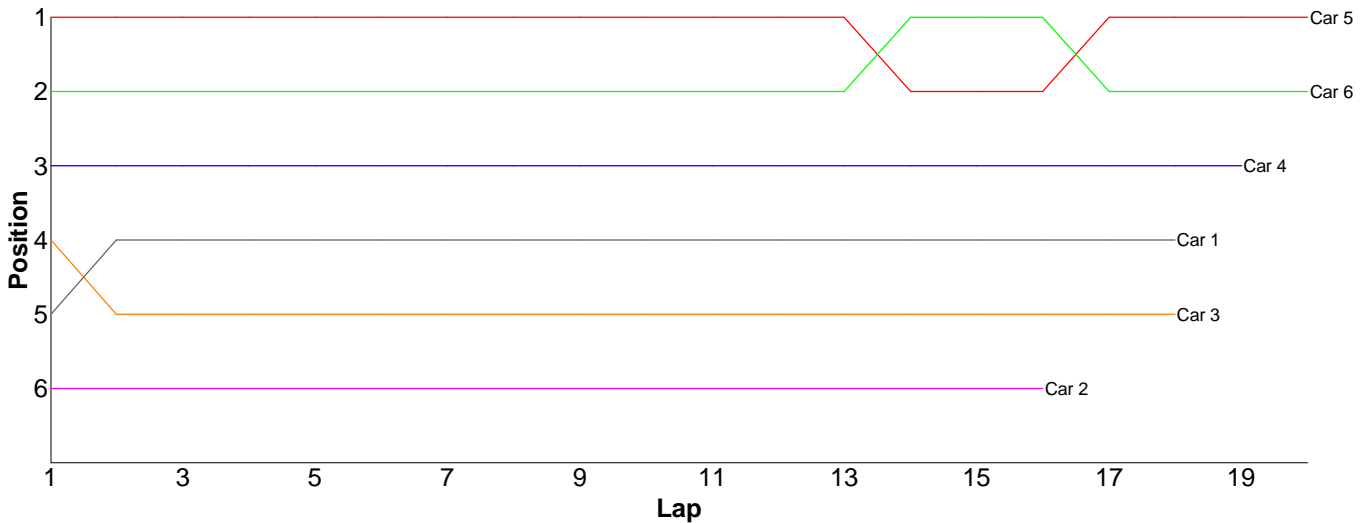


# Heat 2 - Round 3 (13.5 Stock)

Pos	Car	Form	Name	Member Type	Car Make	Result	Ave	Best
1	5		Mark Lambert	V10	3racing	20 / 309.65	15.48	14.90
2	6		Lee Hedges	V10	3racing	20 / 311.15	15.55	15.02
3	4		Mark Caton	V10	Tamiya	19 / 316.90	16.67	15.55
4	1		Matt Nicholls	V10	Schumacher	18 / 310.70	17.26	16.28
5	3		Faks	V10	Team Magic	18 / 315.20	17.51	15.87
6	2	F2	Andy Lewis	2010	Xray	16 / 316.63	19.78	16.87

**Lap Car 1 Car 2 Car 3 Car 4 Car 5 Car 6**

1	17.24	20.34	17.07	15.77	15.41	15.54
2	16.81	17.78	17.73	15.93	15.41	15.43
3	17.03	16.99	18.70	15.81	14.90	16.18
4	16.43	17.11	16.40	15.87	15.90	16.00
5	18.22	22.14	16.99	15.66	15.32	15.32
6	16.36	22.21	16.20	22.00	15.09	15.02
7	17.29	23.78	16.44	16.65	15.21	15.23
8	16.58	24.49	18.27	15.71	15.27	15.30
9	16.28	22.27	16.17	15.71	15.66	15.50
10	20.52	22.15	30.29	16.18	15.27	15.11
11	16.71	19.25	16.95	16.23	16.10	15.18
12	17.16	17.99	15.87	16.05	15.13	15.25
13	19.83	17.29	16.03	16.04	15.61	15.67
14	17.55	16.87	16.02	16.96	16.56	15.48
15	16.52	18.17	16.59	15.70	15.44	15.47
16	17.10	17.80	16.30	16.66	15.49	15.73
17	16.59		16.51	15.55	15.49	16.45
18	16.48		16.67	20.07	15.38	15.49
19				18.35	15.63	16.12
20					15.38	15.68
21						

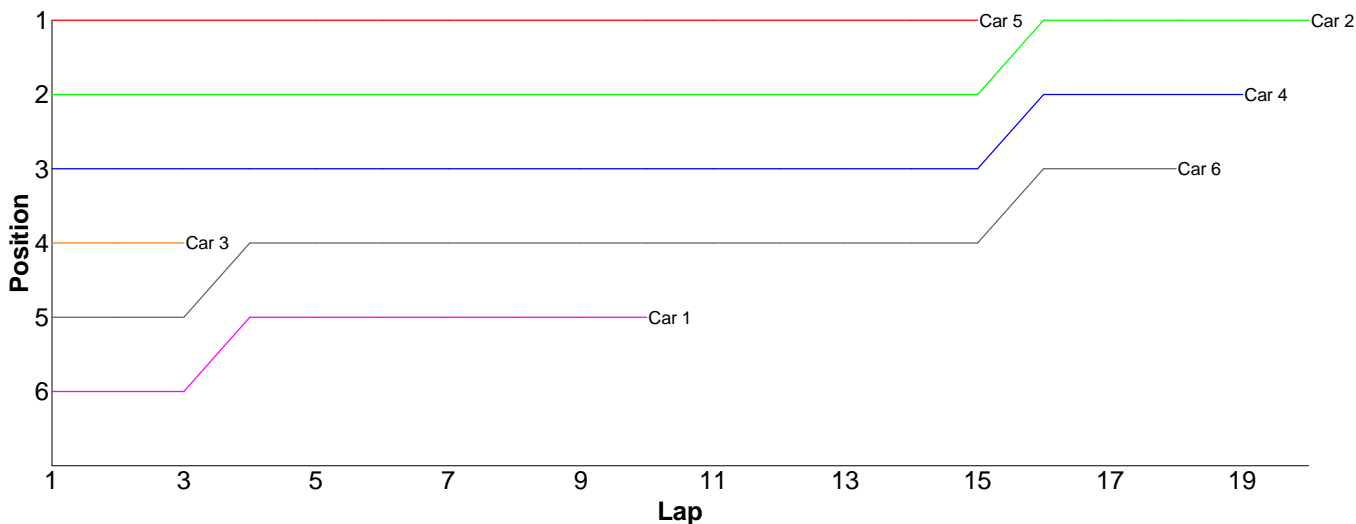


### Heat 3 - Round 3 (13.5 Stock)

Pos	Car	Form	Name	Member Type	Car Make	Result	Ave	Best
1	2		Trevor Scrase	V10	Xray	20 / 310.65	15.53	15.15
2	4	F2	Chris Howard	2010	Xray	19 / 313.04	16.47	15.79
3	6		Keith Aldridge	V10	Photon	18 / 315.30	17.51	16.08
4	5		Richard King	V10	Photon	15 / 226.38	15.09	14.70
5	1	F2	Ian Cairns	2010	Schumacher	10 / 182.22	18.22	16.28
6	3	F2	Scott Stokes	2010	Xray	3 / 50.19	16.73	16.36

Lap	Car 1	Car 2	Car 3	Car 4	Car 5	Car 6
-----	-------	-------	-------	-------	-------	-------

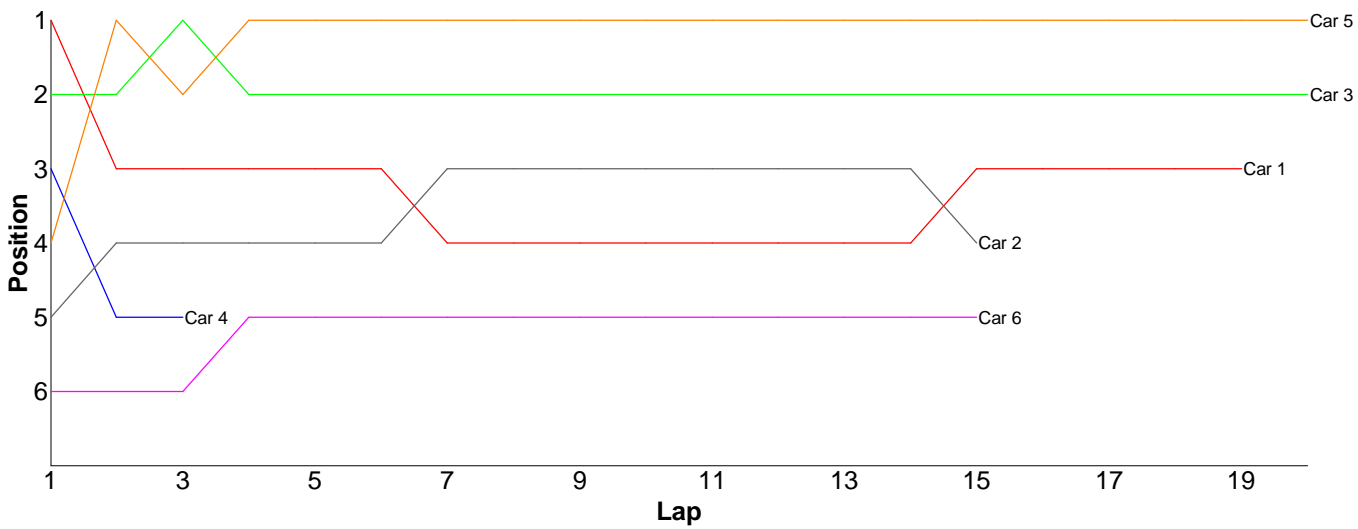
1	22.52	15.79	16.36	16.09	14.80	18.09
2	20.22	15.50	17.07	16.16	15.10	17.28
3	17.59	15.48	16.76	16.46	14.70	16.81
4	16.87	15.45		16.40	14.75	16.73
5	16.74	15.58		16.56	15.10	17.40
6	16.28	15.87		16.01	15.22	16.08
7	18.60	15.32		16.29	15.10	16.44
8	16.45	15.66		18.41	14.82	16.67
9	16.46	15.49		16.04	15.06	22.62
10	20.49	15.37		16.04	15.03	17.44
11		15.54		16.37	15.03	16.90
12		15.52		16.57	15.31	16.35
13		15.41		16.51	15.10	16.52
14		15.15		16.63	15.12	16.80
15		15.28		15.79	16.14	16.46
16		15.41		18.19		16.48
17		16.12		16.49		22.95
18		15.60		16.01		17.28
19		15.52		16.02		
20		15.59				
21						



# Heat 4 - Round 3 (13.5 Stock)

Pos	Car	Form	Name	Member Type	Car Make	Result	Ave	Best
1	5	F2	Jon Wilkins	2010	Schumacher	20 / 312.20	15.61	15.00
2	3	F2	Gerald Page	2010	Xray	20 / 312.31	15.61	15.40
3	1	F1	James Davis	2010	Tamiya	19 / 308.25	16.22	15.55
4	2	F2	Kieran Stokes (J)	2010	Xray	15 / 245.80	16.38	15.47
5	6	F2	Chris Graco	2010	Xray	15 / 302.53	20.16	15.78
6	4	F2	Neil Talbot	2010	Xray	3 / 62.15	20.71	15.93

Lap	Car 1	Car 2	Car 3	Car 4	Car 5	Car 6
1	15.76	16.32	15.82	15.93	16.18	19.94
2	15.68	20.90	15.57	23.81	15.19	74.96
3	15.60	15.68	15.53	22.41	15.58	16.37
4	15.61	15.84	15.42		15.09	16.10
5	15.55	15.48	15.75		15.00	15.79
6	15.93	15.47	15.85		15.71	15.78
7	24.12	15.80	15.64		15.61	16.15
8	15.75	15.71	15.79		15.12	15.96
9	15.70	15.67	15.73		15.23	15.85
10	16.67	15.85	15.64		15.26	15.85
11	15.66	16.71	15.52		15.17	15.82
12	15.79	16.29	15.44		15.33	15.82
13	15.62	16.87	15.62		15.50	16.14
14	16.06	16.64	15.59		16.35	16.15
15	15.63	16.57	15.40		15.77	15.85
16	15.62		15.52		15.93	
17	15.97		15.53		15.94	
18	15.74		15.54		16.72	
19	15.79		15.87		15.62	
20			15.54		15.90	
21						

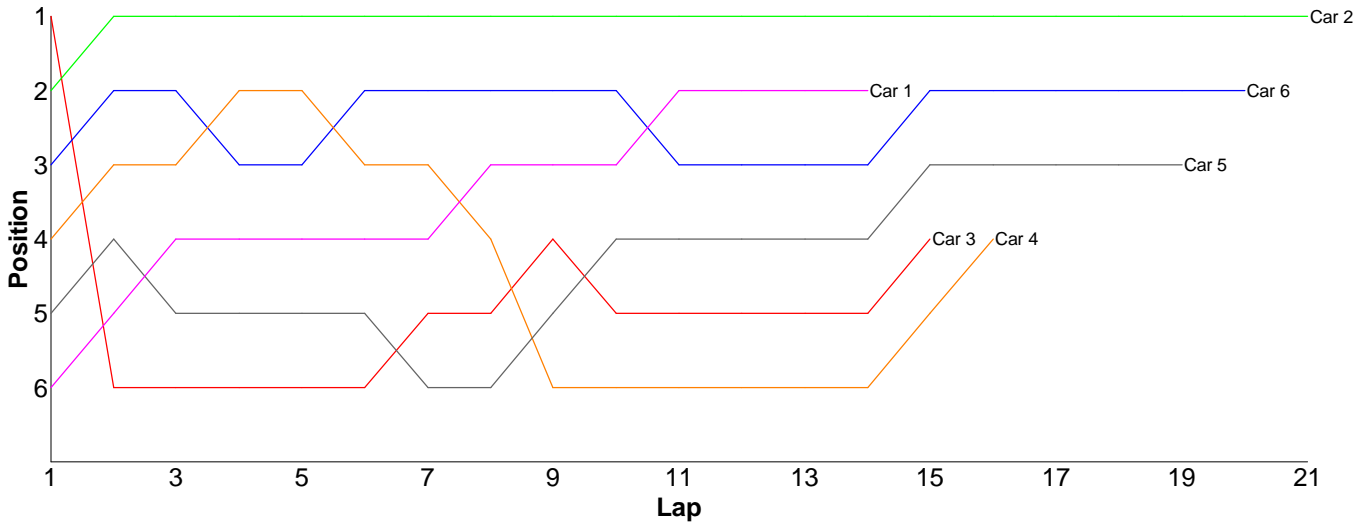


# Heat 5 - Round 3 (13.5 Stock)

Pos	Car	Form	Name	Member Type	Car Make	Result	Ave	Best
1	2	F1	Nick Adams	2010	Xray	21 / 312.30	14.87	14.39
2	6	F1	Brian Killick	2010	Xray	20 / 313.37	15.66	15.17
3	5		Daniel Booker	V10	Tamiya	19 / 300.05	15.79	14.75
4	4	F1	Tim Webb	2010	Hot Bodies	16 / 300.57	18.78	15.33
5	3		Scott Hauser	2010	Schumacher	15 / 255.84	17.05	14.90
6	1	F1	Joe Jenyavanija	2010	Schumacher	14 / 216.40	15.45	14.74

Lap	Car 1	Car 2	Car 3	Car 4	Car 5	Car 6
-----	-------	-------	-------	-------	-------	-------

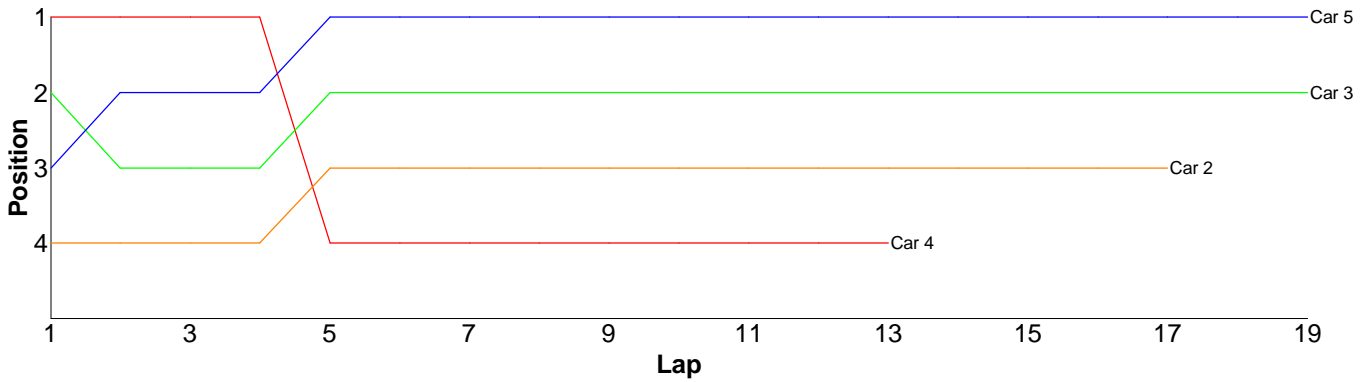
1	20.88	15.40	15.01	15.54	20.56	15.40
2	15.55	14.51	25.24	15.39	15.47	15.17
3	14.74	14.68	15.96	15.33	15.91	15.67
4	15.20	14.39	14.90	15.35	15.56	15.98
5	14.78	14.62	15.45	15.61	16.08	15.68
6	14.94	15.38	15.02	17.37	15.00	15.80
7	15.02	14.78	15.21	15.58	20.93	15.39
8	14.96	15.54	15.53	18.43	15.46	15.50
9	14.94	14.88	15.08	37.05	14.94	15.75
10	14.91	14.59	31.11	24.62	15.06	15.44
11	14.85	14.76	15.46	24.13	14.80	15.70
12	14.79	14.95	15.29	16.06	14.89	16.16
13	15.13	15.12	15.09	17.50	15.14	15.88
14	15.71	15.22	14.92	15.50	15.00	15.63
15		14.57	16.57	15.81	14.84	16.07
16		14.93		21.30	14.75	15.49
17		14.73			15.32	15.65
18		14.87			15.24	15.70
19		14.78			15.10	15.73
20		14.84				15.58
21		14.76				
22						



# Heat 6 - Round 3 (10.5 ProStk)

Pos	Car	Form	Name	Member Type	Car Make	Result	Ave	Best
1	5		Savo Graovac	V10	Schumacher	19 / 300.39	15.81	15.44
2	3		Chris Betts	V10	Schumacher	19 / 313.78	16.51	15.94
3	2		Paul Isaacs	V10	Xray	17 / 301.94	17.76	16.38
4	4		Rob Sawell	V10	Schumacher	13 / 245.39	18.87	14.88
5	1		Mark Hancock	V10	Schumacher	0 / 0.00	0.00	0.00

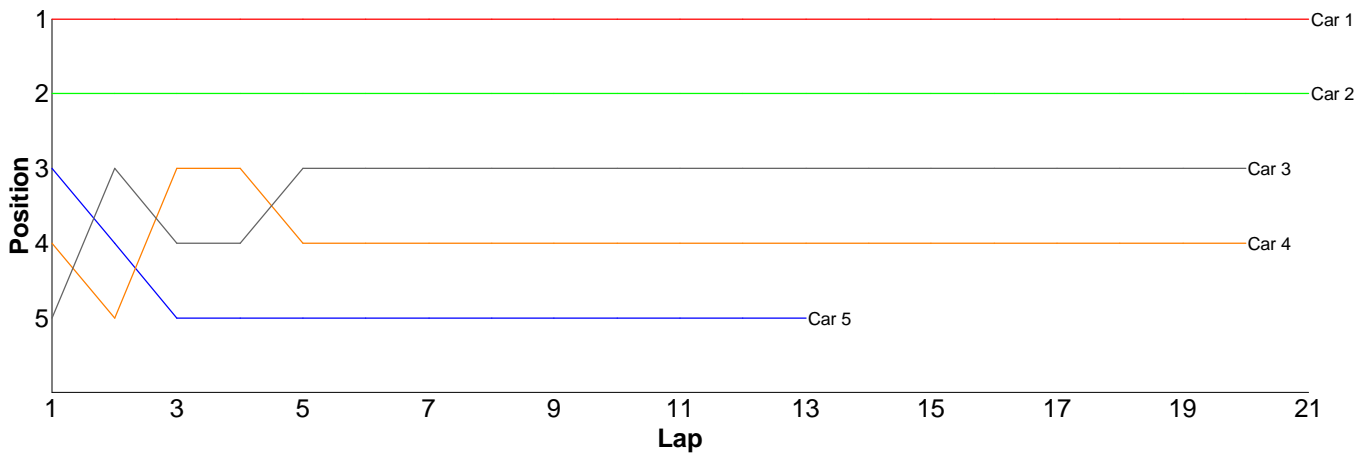
Lap	Car 1	Car 2	Car 3	Car 4	Car 5
1		16.66	15.94	14.88	16.33
2		24.00	18.66	15.38	16.09
3		16.60	16.12	15.24	16.26
4		16.49	16.21	17.75	15.46
5		16.70	16.00	44.09	15.79
6		16.45	16.16	18.84	15.82
7		17.79	16.81	15.33	15.91
8		18.34	16.22	18.21	15.47
9		16.96	16.43	20.74	15.60
10		17.76	16.28	16.43	15.47
11		16.38	16.07	16.64	16.50
12		18.82	16.13	16.09	15.56
13		17.08	16.00	15.77	15.84
14		19.34	16.01		15.57
15		17.01	15.95		15.57
16		17.89	16.42		15.59
17		17.67	16.82		16.07
18			16.60		15.44
19			18.95		16.05
20					



# Heat 7 - Round 3 (10.5 ProStk)

Pos	Car	Form	Name	Member Type	Car Make	Result	Ave	Best
1	1		Alex Gardiner	V10	Schumacher	21 / 304.69	14.50	14.10
2	2	F1	Steve Lissamore	V10	Losi	21 / 312.49	14.88	14.46
3	3	F1	Jamie Vassallo	2010	Schumacher	20 / 304.94	15.24	14.81
4	4		Ed Clark	V10	Losi	20 / 311.17	15.55	14.82
5	5		Richard Thorpe	V10	Losi	13 / 219.44	16.88	14.95

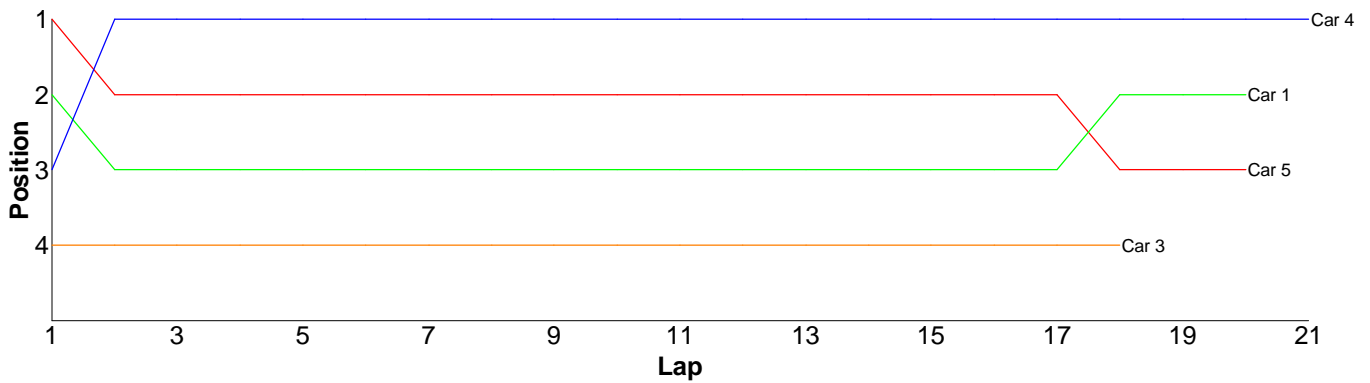
Lap	Car 1	Car 2	Car 3	Car 4	Car 5
1	14.10	15.02	15.36	15.23	15.14
2	14.42	14.90	15.30	15.69	15.75
3	14.29	14.87	15.81	15.44	15.76
4	14.30	14.72	15.05	15.14	14.95
5	14.17	14.98	15.05	15.15	26.76
6	14.10	14.77	15.00	16.62	15.14
7	14.34	15.11	14.93	15.19	15.30
8	14.44	14.84	15.07	15.09	15.34
9	14.54	14.87	15.15	15.04	16.45
10	14.29	15.19	14.87	16.70	16.35
11	14.27	15.38	14.89	15.34	15.72
12	16.61	14.93	14.96	14.82	19.34
13	14.48	14.81	14.91	15.25	17.44
14	14.64	14.85	14.81	15.76	
15	14.52	14.46	15.55	15.16	
16	14.62	14.96	16.66	15.75	
17	14.40	14.75	15.46	15.14	
18	14.46	14.87	15.23	14.89	
19	14.87	14.80	15.27	15.71	
20	14.56	14.58	15.61	18.06	
21	14.27	14.83			
22					



# Heat 8 - Round 3 (Modified)

Pos	Car	Form	Name	Member Type	Car Make	Result	Ave	Best
1	4		Marcus Askill	V10	Team Magic	21 / 314.49	14.97	14.64
2	1		Chris O'donoghue	2010	Photon	20 / 306.86	15.34	14.75
3	5		Colin Gardiner	V10	Xray	20 / 310.65	15.53	14.77
4	3		Chris House	V10	Photon	18 / 300.41	16.68	15.39
5	2		Mark Passingham	2010	Schumacher	0 / 0.00	0.00	0.00

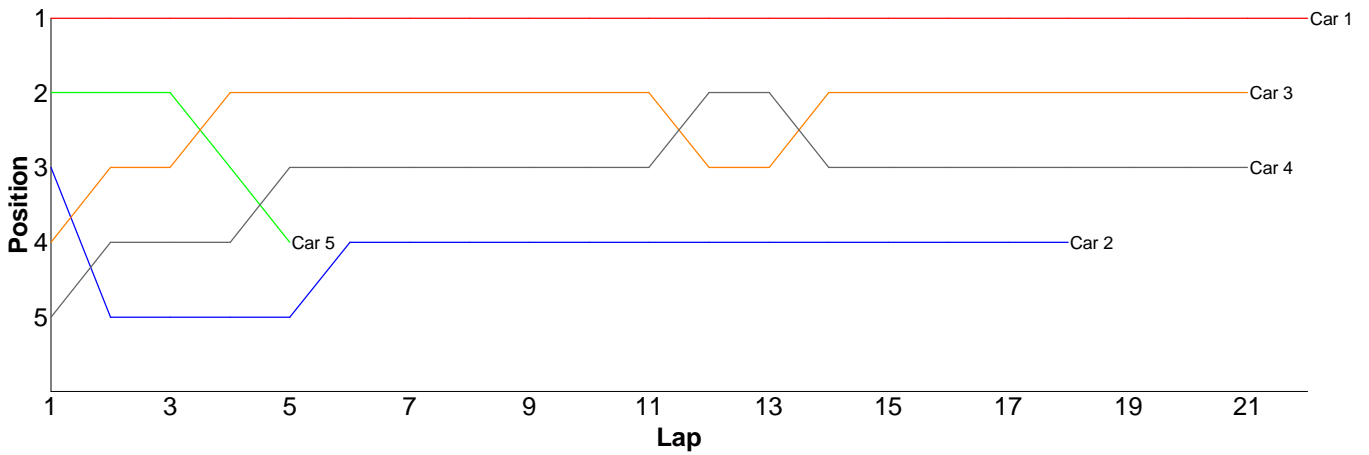
Lap	Car 1	Car 2	Car 3	Car 4	Car 5
1	15.23		19.96	15.29	15.19
2	15.45		17.36	14.84	14.95
3	15.32		16.16	14.94	15.77
4	15.55		17.71	14.96	15.10
5	15.15		16.50	15.11	15.01
6	15.21		16.73	14.64	15.23
7	15.28		16.94	14.99	14.93
8	15.51		15.44	15.08	15.58
9	15.43		15.39	14.84	15.47
10	15.67		15.92	15.18	14.88
11	15.41		16.05	15.08	15.29
12	14.75		16.19	14.77	15.02
13	15.22		19.06	14.76	15.33
14	15.33		16.11	15.25	14.77
15	15.39		17.05	15.54	15.30
16	15.46		16.30	14.85	15.21
17	15.46		15.92	14.76	14.82
18	15.06		15.62	14.98	18.50
19	15.68			14.93	18.86
20	15.30			14.74	15.44
21				14.96	
22					



# Heat 9 - Round 3 (Modified)

Pos	Car	Form	Name	Member Type	Car Make	Result	Ave	Best
1	1		Glen Westwood	2010	Xray	22 / 307.73	13.98	13.54
2	3		Brian Eldridge	V10	Photon	21 / 307.71	14.65	14.42
3	4		Ben Ingram	V10	Photon	21 / 309.64	14.74	14.30
4	2		Chris Delves	2010	Losi	18 / 276.04	15.33	13.76
5	5		Tim Langdell	V10	Schumacher	5 / 82.40	16.48	14.25

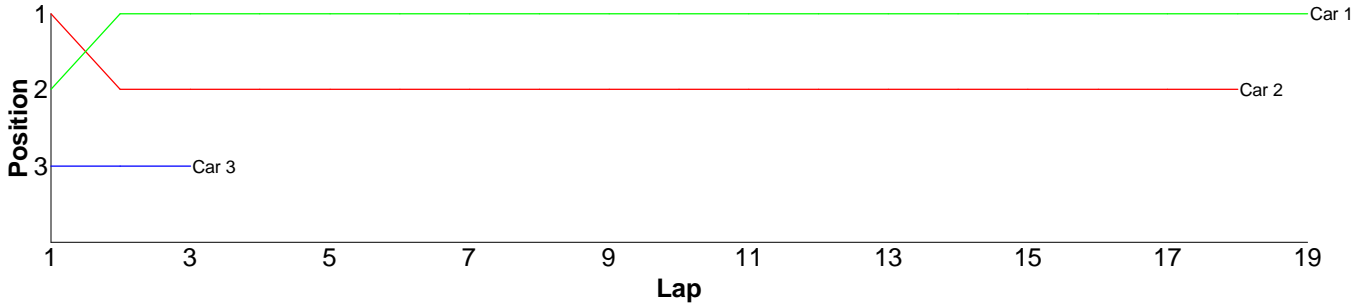
Lap	Car 1	Car 2	Car 3	Car 4	Car 5
1	13.94	14.31	14.85	15.19	14.26
2	13.68	25.18	14.42	14.65	14.49
3	14.65	14.82	14.45	15.14	14.25
4	14.03	14.16	14.79	14.93	15.98
5	13.76	14.25	15.11	14.68	23.42
6	14.38	15.04	14.69	14.77	
7	13.54	14.17	14.92	14.54	
8	14.01	13.76	14.54	14.63	
9	13.79	15.50	14.55	14.70	
10	13.95	14.70	14.90	14.34	
11	13.73	14.22	14.54	14.49	
12	13.65	14.24	14.90	14.59	
13	13.71	14.47	14.52	14.49	
14	13.76	14.43	14.53	14.65	
15	13.74	15.59	14.56	15.96	
16	15.19	14.13	14.54	14.76	
17	14.24	14.06	14.78	14.82	
18	14.15	19.01	14.47	14.60	
19	13.81		14.47	14.82	
20	14.29		14.71	14.59	
21	14.00		14.47	14.30	
22	13.73				
23					



# Heat 10 - Round 3 (GT2)

Pos	Car	Form	Name	Member Type	Car Make	Result	Ave	Best
1	1	F1	Nigel Moss	2010	CRC	19 / 309.91	16.31	15.76
2	2		Mark Fagan	V10	Associated	18 / 314.64	17.48	16.40
3	3		Andrew Moore	2010	Tamiya	3 / 213.51	71.17	29.46

Lap	Car 1	Car 2	Car 3
1	17.18	16.99	56.14
2	16.28	17.08	29.46
3	16.55	22.10	127.91
4	16.38	17.12	
5	16.13	16.90	
6	16.46	16.40	
7	16.15	17.25	
8	15.76	16.49	
9	15.79	16.48	
10	15.98	16.74	
11	16.13	16.57	
12	16.77	16.71	
13	16.11	16.76	
14	16.13	16.53	
15	16.08	17.31	
16	16.15	16.92	
17	15.96	16.46	
18	16.03	23.83	
19	17.89		
20			

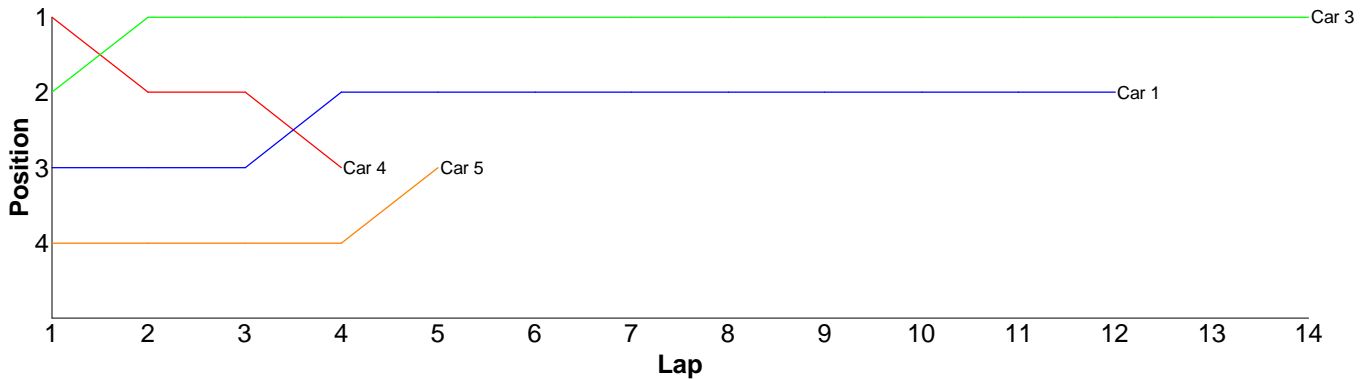


## Heat 11 - Round 3 (Bikes)

Pos	Car	Form	Name	Member Type	Car Make	Result	Ave	Best
1	3	F1	Andy Carless	2010		14 / 320.52	22.89	21.87
2	1	F1	Simon Lancaster	V10		12 / 316.52	26.37	20.97
3	5	F1	Scott Adderson	2010		5 / 196.73	39.34	23.21
4	4	F1	Matt Tims	2010		4 / 127.60	31.90	21.93
5	2	F1	Roki Read	2010		0 / 0.00	0.00	0.00

### Lap Car 1 Car 2 Car 3 Car 4 Car 5

1	26.09		22.78	21.93	31.32
2	35.13		24.21	33.05	46.38
3	22.67		22.00	28.80	23.21
4	21.20		21.89	43.82	69.66
5	21.34		22.50		26.16
6	23.20		25.99		
7	20.97		22.26		
8	27.71		23.30		
9	38.13		23.02		
10	30.32		22.36		
11	28.45		22.50		
12	21.31		21.87		
13			22.10		
14			23.74		
15					



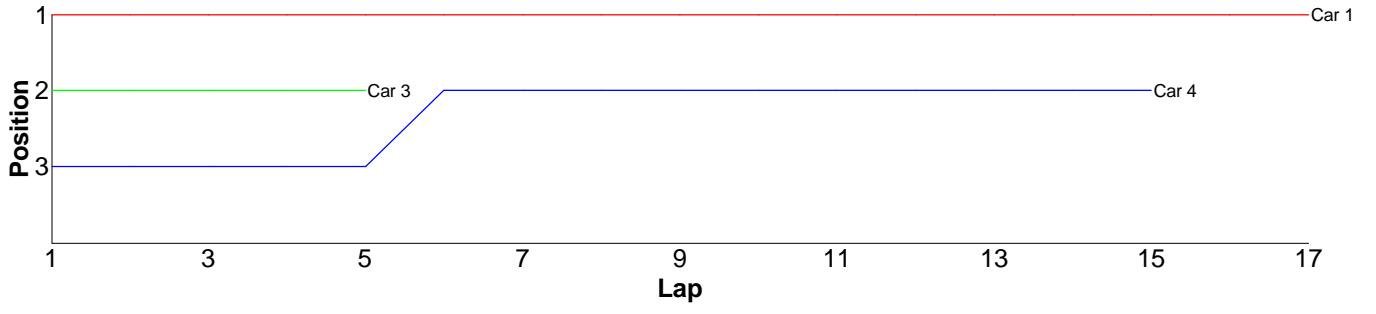
## Heat 1 - Round 4 (17.5 Sport)

Pos	Car	Form	Name	Member Type	Car Make	Result	Ave	Best
1	1		Paul Taylor	V10	Schumacher	17 / 302.82	17.81	17.27
2	4	F2	Jason Elliot	2010	Associated	15 / 311.76	20.78	18.10
3	3		Spencer Stokoe	V10	Team Magic	5 / 99.40	19.88	17.76
4	2	F2	Bradley Killick (J)	2010	Xray	0 / 0.00	0.00	0.00

### Lap Car 1 Car 2 Car 3 Car 4

1	17.64		17.76	19.60
2	18.18		21.64	26.88
3	17.27		18.06	26.00
4	17.84		19.96	19.86
5	18.10		21.98	21.26
6	17.43			20.42
7	17.55			19.02
8	18.01			19.22
9	17.36			18.10
10	17.85			18.20
11	17.65			25.84
12	17.42			19.35
13	17.54			19.81
14	18.71			19.71

15 18.12  
16 17.98  
17 18.17  
18

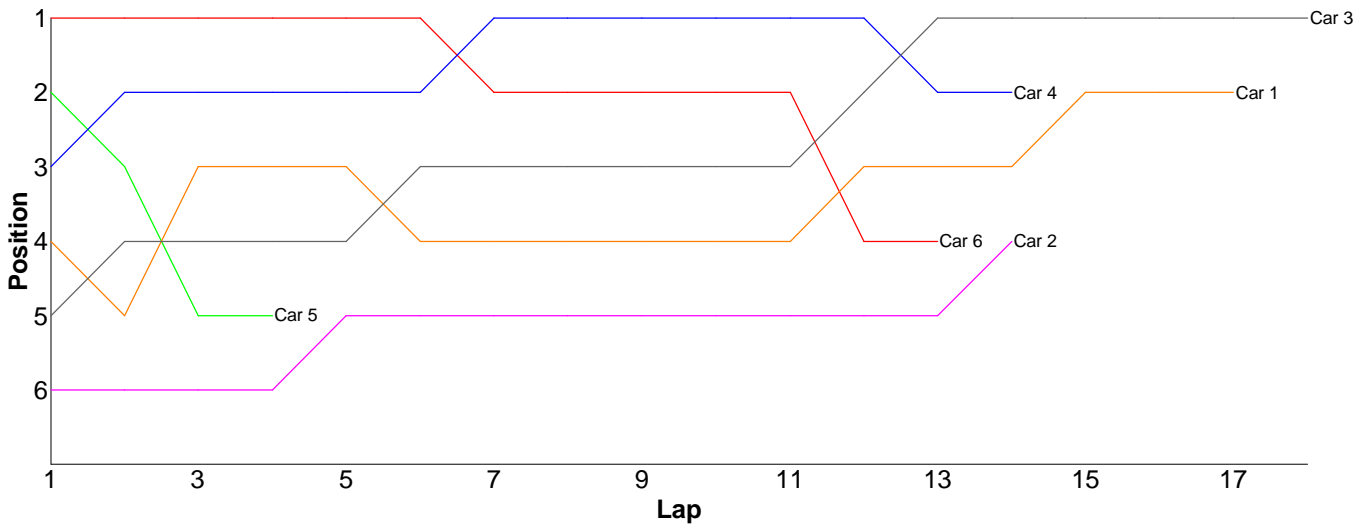


# Heat 2 - Round 4 (13.5 Stock)

Pos	Car	Form	Name	Member Type	Car Make	Result	Ave	Best
1	3		Faks	V10	Team Magic	18 / 306.81	17.04	16.35
2	1		Matt Nicholls	V10	Schumacher	17 / 302.76	17.80	16.70
3	4		Mark Caton	V10	Tamiya	14 / 243.50	17.39	15.23
4	2	F2	Andy Lewis	2010	Xray	14 / 309.36	22.09	17.40
5	6		Lee Hedges	V10	3racing	13 / 248.19	19.09	15.06
6	5		Mark Lambert	V10	3racing	4 / 74.46	18.61	15.49

Lap	Car 1	Car 2	Car 3	Car 4	Car 5	Car 6
-----	-------	-------	-------	-------	-------	-------

1	17.24	17.60	17.33	15.83	15.49	15.06
2	17.07	28.26	16.77	15.91	18.50	15.29
3	16.70	19.90	17.63	15.89	19.33	15.40
4	17.57	18.49	17.41	16.10	21.14	15.08
5	16.82	20.24	16.69	15.62		15.85
6	17.75	24.88	16.93	15.33		15.34
7	16.89	21.94	16.67	15.89		21.43
8	22.02	33.02	16.66	15.51		15.33
9	17.12	19.01	16.47	15.37		15.23
10	19.68	29.16	16.35	15.23		15.35
11	18.96	17.40	16.86	23.42		21.28
12	17.46	22.67	17.19	21.09		50.21
13	19.34	18.05	16.84	26.53		17.34
14	16.73	18.74	17.51	15.78		
15	17.94		17.60			
16	16.73		16.87			
17	16.74		18.12			
18			16.91			
19						

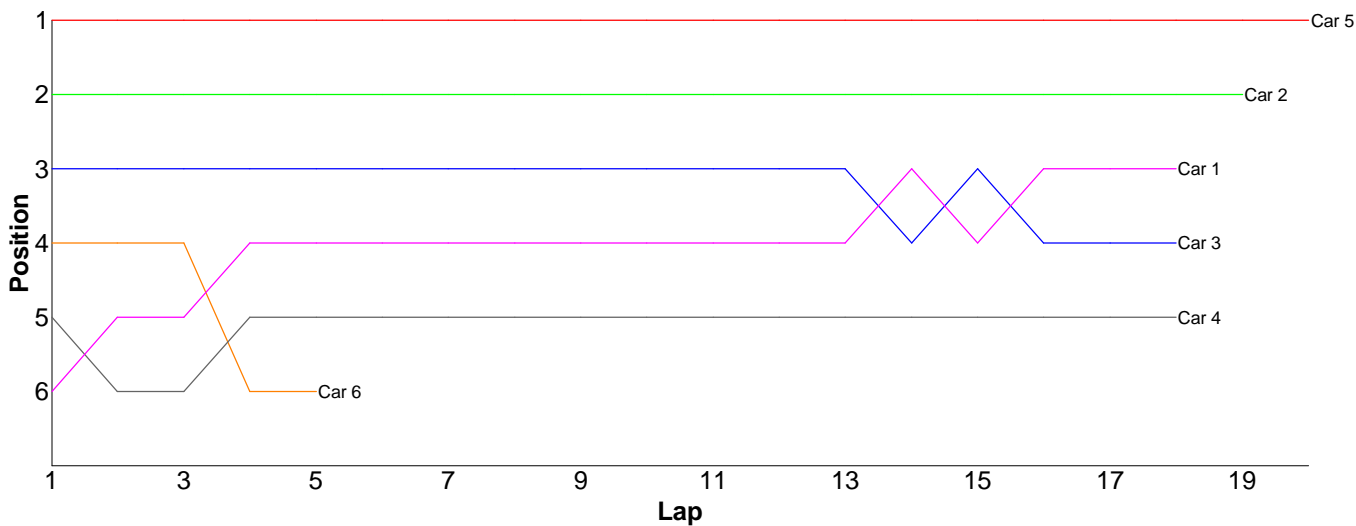


# Heat 3 - Round 4 (13.5 Stock)

Pos	Car	Form	Name	Member Type	Car Make	Result	Ave	Best
1	5		Richard King	V10	Photon	20 / 309.32	15.46	14.87
2	2		Trevor Scrase	V10	Xray	19 / 301.21	15.85	15.37
3	1	F2	Ian Cairns	2010	Schumacher	18 / 304.36	16.90	15.97
4	3	F2	Scott Stokes	2010	Xray	18 / 305.01	16.94	16.08
5	4	F2	Chris Howard	2010	Xray	18 / 312.52	17.36	15.98
6	6		Keith Aldridge	V10	Photon	5 / 95.09	19.01	17.18

Lap	Car 1	Car 2	Car 3	Car 4	Car 5	Car 6
-----	-------	-------	-------	-------	-------	-------

1	22.45	15.82	18.56	22.27	15.25	19.67
2	16.78	15.67	16.15	17.46	15.23	17.18
3	17.20	15.90	17.00	17.16	15.54	17.53
4	16.93	15.76	16.73	17.36	14.87	22.38
5	16.94	15.68	16.59	16.56	15.09	18.33
6	16.47	15.57	16.19	16.14	15.35	
7	16.12	15.70	16.89	17.08	15.19	
8	16.13	15.37	16.30	15.98	15.22	
9	17.50	15.97	17.96	18.37	17.88	
10	17.07	15.91	16.45	16.45	16.44	
11	16.64	15.72	17.84	16.08	15.17	
12	16.70	17.52	18.17	16.99	15.94	
13	16.20	16.47	16.16	17.01	15.19	
14	16.41	15.91	18.69	16.30	15.20	
15	16.30	15.89	16.08	17.38	15.83	
16	16.08	15.49	16.90	16.31	15.17	
17	16.47	15.85	16.11	17.00	15.08	
18	15.97	15.52	16.24	20.62	14.94	
19		15.49			15.40	
20					15.34	
21						

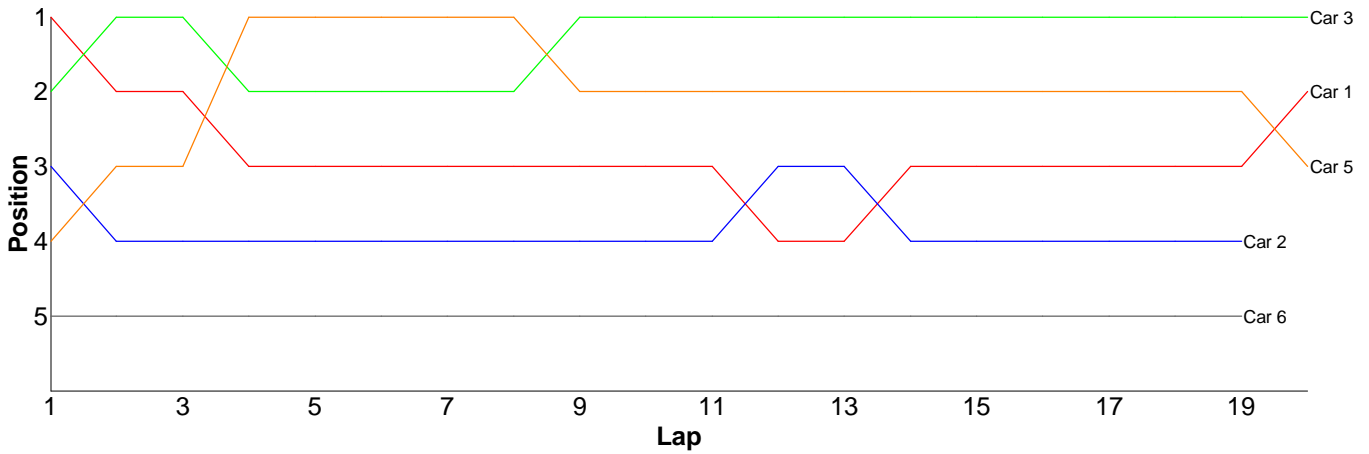


# Heat 4 - Round 4 (13.5 Stock)

Pos	Car	Form	Name	Member Type	Car Make	Result	Ave	Best
1	3	F2	Gerald Page	2010	Xray	20 / 311.31	15.56	14.98
2	1	F1	James Davis	2010	Tamiya	20 / 313.79	15.68	15.27
3	5	F2	Jon Wilkins	2010	Schumacher	20 / 314.20	15.71	14.93
4	2	F2	Kieran Stokes (J)	2010	Xray	19 / 304.38	16.02	15.45
5	6	F2	Chris Graco	2010	Xray	19 / 309.61	16.29	15.84
6	4	F2	Neil Talbot	2010	Xray	0 / 0.00	0.00	0.00

Lap	Car 1	Car 2	Car 3	Car 4	Car 5	Car 6
-----	-------	-------	-------	-------	-------	-------

1	15.68	16.09	15.89		16.10	16.38
2	15.39	15.49	15.04		15.02	16.79
3	15.42	15.49	15.19		15.46	16.18
4	15.96	15.82	15.74		15.21	15.84
5	15.43	15.50	15.25		15.12	16.00
6	15.28	15.45	15.25		14.93	16.04
7	15.69	15.49	15.44		15.74	17.79
8	15.64	15.80	15.38		15.07	16.16
9	15.27	15.52	15.30		16.79	15.95
10	15.61	15.82	15.26		15.32	16.41
11	15.54	15.51	14.98		15.21	16.17
12	16.74	15.64	15.48		16.97	15.94
13	15.88	15.73	15.36		15.32	15.84
14	15.43	20.84	15.46		15.55	16.25
15	15.76	15.89	15.82		15.62	17.39
16	15.68	16.00	15.63		16.16	16.10
17	15.76	15.86	15.79		15.79	15.98
18	15.76	15.86	16.03		15.60	16.04
19	15.92	16.58	16.53		16.67	16.36
20	15.95		16.49		16.55	
21						

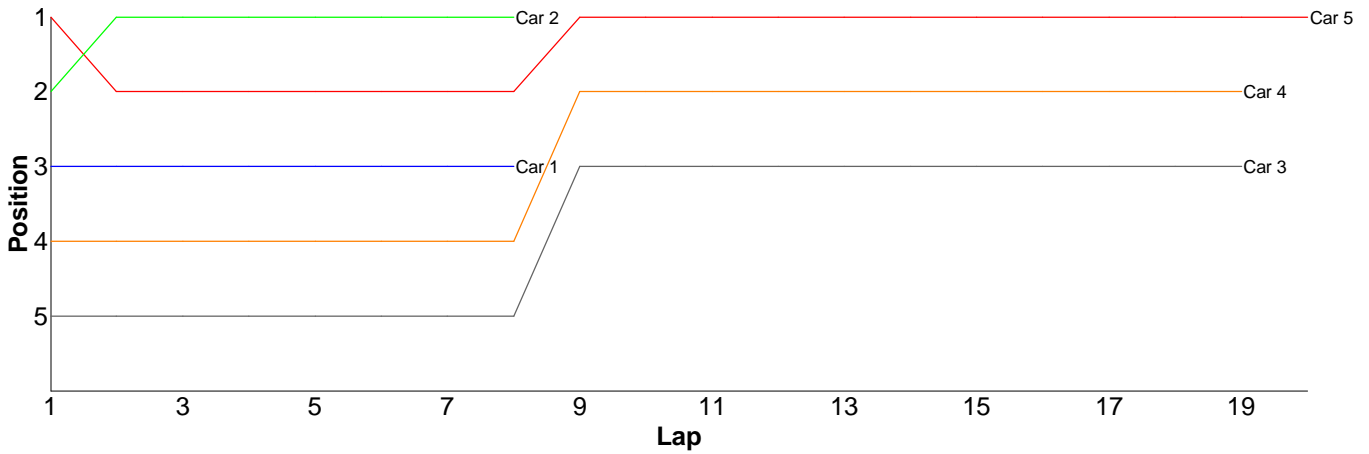


# Heat 5 - Round 4 (13.5 Stock)

Pos	Car	Form	Name	Member Type	Car Make	Result	Ave	Best
1	5		Daniel Booker	V10	Tamiya	20 / 307.54	15.37	14.63
2	4	F1	Tim Webb	2010	Hot Bodies	19 / 301.69	15.87	15.36
3	3		Scott Hauser	2010	Schumacher	19 / 311.67	16.40	15.16
4	2	F1	Nick Adams	2010	Xray	8 / 119.77	14.97	14.79
5	1	F1	Joe Jenyavanija	2010	Schumacher	8 / 121.67	15.20	14.99
6	6	F1	Brian Killick	2010	Xray	0 / 0.00	0.00	0.00

**Lap Car 1 Car 2 Car 3 Car 4 Car 5 Car 6**

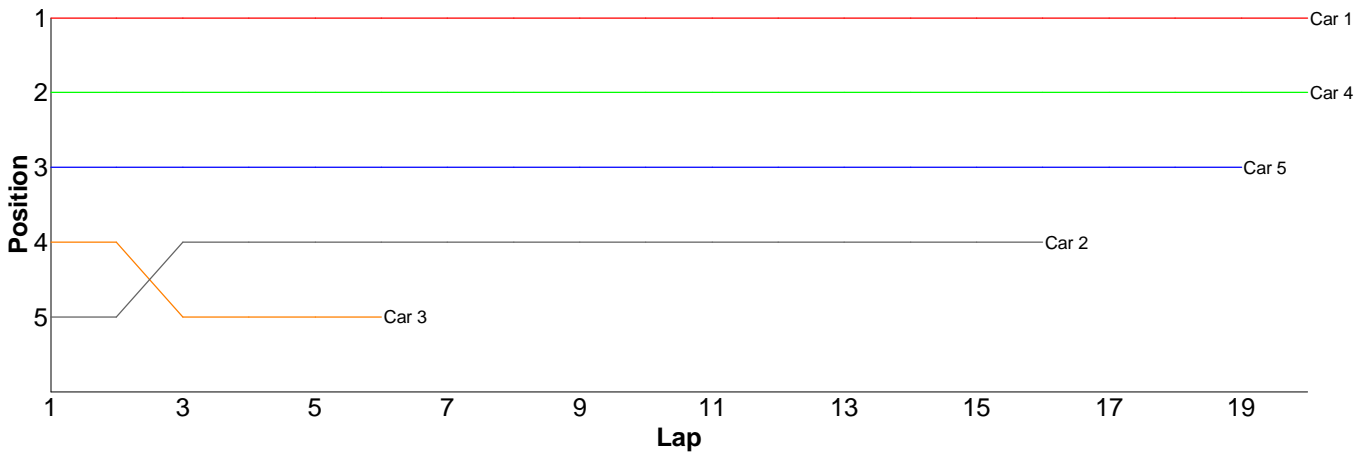
1	15.34	15.05	16.63	15.96	14.63	
2	14.99	14.84	21.62	16.30	15.31	
3	15.12	15.00	15.22	15.44	15.04	
4	15.56	14.79	16.22	15.65	14.82	
5	15.18	14.96	15.97	15.60	15.69	
6	15.23	15.18	15.56	15.54	15.06	
7	15.18	14.90	20.45	15.61	14.94	
8	15.07	15.05	15.79	15.36	15.11	
9			16.44	16.16	15.27	
10			16.45	15.86	15.35	
11			15.46	15.58	15.20	
12			15.42	15.79	15.23	
13			15.34	15.88	15.58	
14			15.23	15.53	18.00	
15			15.16	16.03	15.40	
16			15.76	15.84	15.48	
17			15.53	17.17	15.30	
18			15.20	16.37	15.48	
19			18.22	16.02	15.19	
20					15.46	
21						



# Heat 6 - Round 4 (10.5 ProStk)

Pos	Car	Form	Name	Member Type	Car Make	Result	Ave	Best
1	1		Mark Hancock	V10	Schumacher	20 / 311.60	15.58	15.25
2	4		Rob Sawell	V10	Schumacher	20 / 315.32	15.76	15.18
3	5		Savo Graovac	V10	Schumacher	19 / 301.79	15.88	15.38
4	2		Paul Isaacs	V10	Xray	16 / 313.06	19.56	16.98
5	3		Chris Betts	V10	Schumacher	6 / 125.44	20.90	16.03

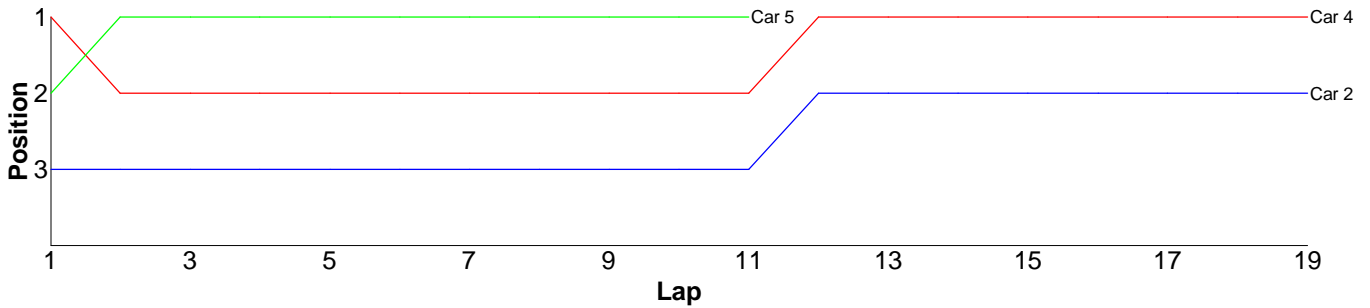
Lap	Car 1	Car 2	Car 3	Car 4	Car 5
1	15.38	19.30	17.47	15.84	15.87
2	15.29	17.04	16.03	15.42	16.78
3	15.31	17.57	36.85	16.32	15.79
4	15.25	21.97	17.53	15.39	16.11
5	15.59	27.39	17.47	15.18	16.23
6	15.71	17.83	20.09	16.15	18.09
7	15.74	21.52		16.59	15.69
8	16.01	17.12		15.98	15.71
9	15.54	18.65		16.49	15.97
10	15.78	17.51		15.53	15.51
11	15.32	16.98		15.31	15.52
12	15.52	20.83		15.27	15.52
13	15.62	20.09		15.65	15.60
14	15.30	21.81		15.36	15.48
15	16.39	19.53		15.91	15.41
16	15.51	17.92		15.52	15.94
17	15.97			15.38	15.38
18	15.43			15.37	15.55
19	15.48			16.23	15.64
20	15.46			16.43	
21					



# Heat 7 - Round 4 (10.5 ProStk)

Pos	Car	Form	Name	Member Type	Car Make	Result	Ave	Best
1	4		Ed Clark	V10	Losi	19 / 310.22	16.32	15.00
2	2	F1	Steve Lissamore	V10	Losi	19 / 313.48	16.49	14.70
3	5		Richard Thorpe	V10	Losi	11 / 169.79	15.43	14.70
=4	1		Alex Gardiner	V10	Schumacher	0 / 0.00	0.00	0.00
=4	3	F1	Jamie Vassallo	2010	Schumacher	0 / 0.00	0.00	0.00

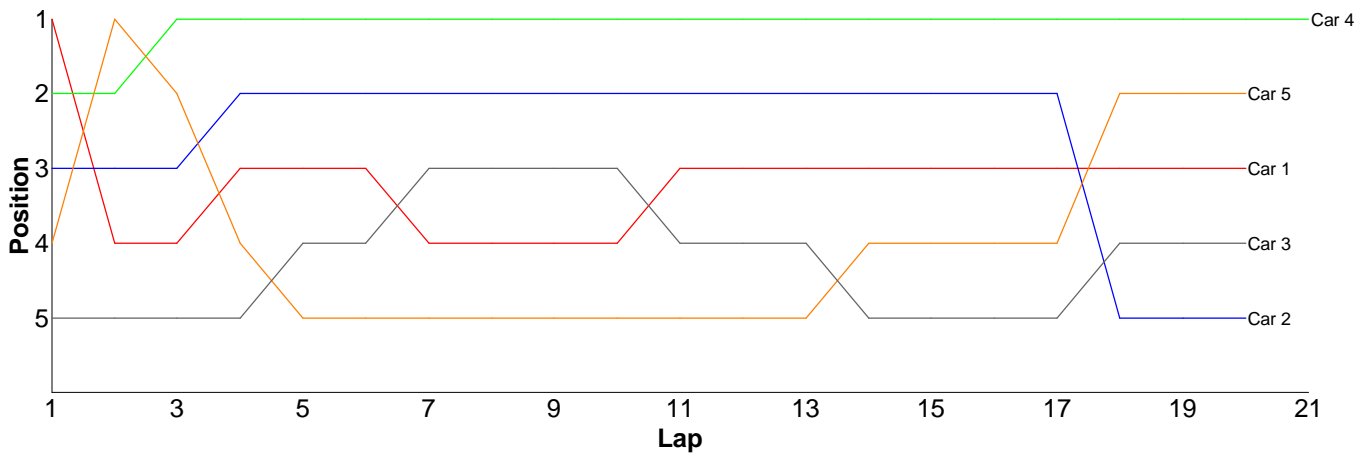
Lap	Car 1	Car 2	Car 3	Car 4	Car 5
1		16.59		15.71	15.96
2		21.25		15.95	15.04
3		14.70		19.22	14.78
4		14.91		15.30	15.94
5		21.18		15.93	14.91
6		17.34		15.21	16.12
7		15.88		15.78	15.35
8		15.08		15.09	14.70
9		16.06		15.95	15.38
10		15.37		15.44	15.83
11		22.47		16.41	15.78
12		15.27		17.17	
13		15.42		15.21	
14		15.08		16.79	
15		15.58		15.43	
16		15.17		15.00	
17		15.03		15.02	
18		15.41		16.73	
19		15.69		22.88	
20					



# Heat 8 - Round 4 (Modified)

Pos	Car	Form	Name	Member Type	Car Make	Result	Ave	Best
1	4		Marcus Askill	V10	Team Magic	21 / 306.67	14.60	14.19
2	5		Colin Gardiner	V10	Xray	20 / 305.08	15.25	14.64
3	1		Chris O'donoghue	2010	Photon	20 / 307.52	15.37	14.86
4	3		Chris House	V10	Photon	20 / 308.87	15.44	14.77
5	2		Mark Passingham	2010	Schumacher	20 / 310.86	15.54	14.65

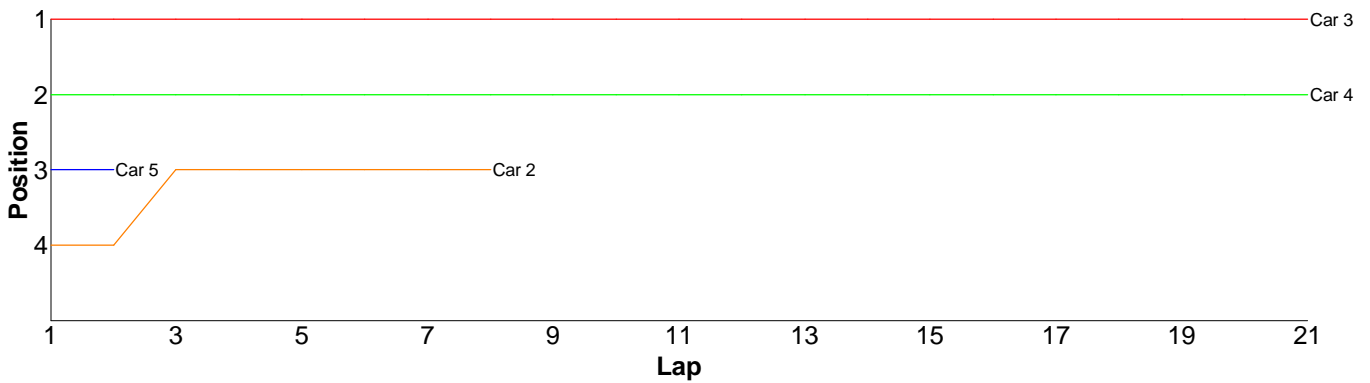
Lap	Car 1	Car 2	Car 3	Car 4	Car 5
1	15.05	15.16	15.36	15.07	15.16
2	15.74	15.12	16.38	15.09	14.82
3	15.16	15.37	15.36	14.53	15.04
4	15.23	15.15	14.77	15.01	16.51
5	15.33	14.99	15.30	14.47	20.64
6	14.97	15.14	15.20	14.57	14.98
7	16.61	14.65	14.92	15.11	15.57
8	15.61	15.42	15.03	14.65	14.93
9	14.98	14.92	14.90	14.19	14.64
10	14.88	14.82	15.50	14.36	14.77
11	15.16	14.82	16.25	15.08	14.84
12	15.27	15.26	15.85	14.99	14.91
13	14.98	14.73	15.68	14.54	14.71
14	14.86	15.23	15.88	14.29	14.67
15	15.15	15.83	15.04	14.43	14.82
16	14.88	15.43	15.22	14.19	14.66
17	15.20	15.48	15.45	14.46	14.67
18	18.00	23.31	15.78	14.36	14.83
19	15.18	15.10	15.49	14.52	15.00
20	15.28	14.93	15.51	14.38	14.91
21				14.38	
22					



# Heat 9 - Round 4 (Modified)

Pos	Car	Form	Name	Member Type	Car Make	Result	Ave	Best
1	3		Brian Eldridge	V10	Photon	21 / 310.49	14.78	14.24
2	4		Ben Ingram	V10	Photon	21 / 310.65	14.79	14.38
3	2		Chris Delves	2010	Losi	8 / 174.44	21.80	14.09
4	5		Tim Langdell	V10	Schumacher	2 / 32.95	16.47	16.11
5	1		Glen Westwood	2010	Xray	0 / 0.00	0.00	0.00

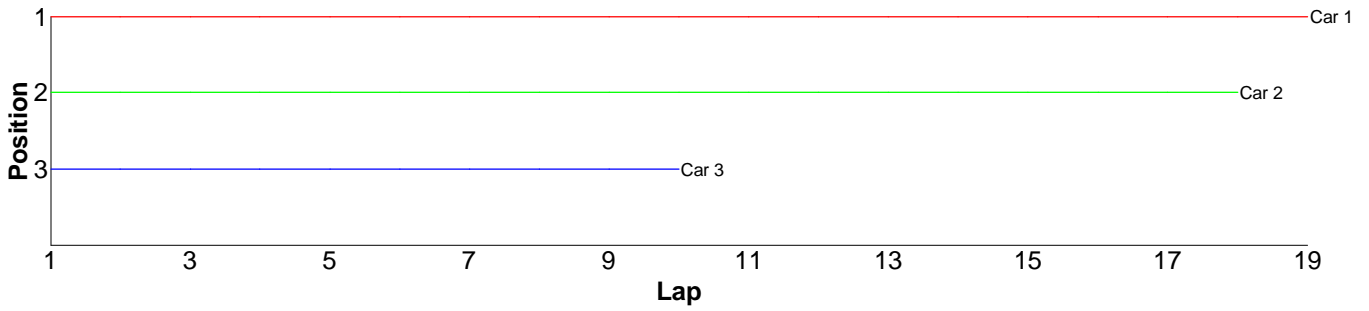
Lap	Car 1	Car 2	Car 3	Car 4	Car 5
1		35.62	14.45	14.75	16.84
2		14.09	14.49	14.38	16.11
3		14.29	14.24	14.59	
4		14.23	14.29	14.88	
5		14.27	14.53	14.54	
6		15.83	14.51	14.70	
7		21.22	14.48	14.51	
8		44.89	14.48	14.76	
9			14.58	14.70	
10			14.72	14.51	
11			14.55	16.34	
12			14.49	15.11	
13			14.50	14.72	
14			14.80	15.23	
15			16.30	14.77	
16			14.73	14.49	
17			14.58	14.70	
18			16.76	14.86	
19			15.53	14.77	
20			14.75	14.93	
21			14.73	14.41	
22					



# Heat 10 - Round 4 (GT2)

Pos	Car	Form	Name	Member Type	Car Make	Result	Ave	Best
1	1	F1	Nigel Moss	2010	CRC	19 / 314.18	16.53	15.80
2	2		Mark Fagan	V10	Associated	18 / 303.08	16.83	16.50
3	3		Andrew Moore	2010	Tamiya	10 / 275.09	27.50	20.72

Lap	Car 1	Car 2	Car 3
1	16.26	16.94	66.61
2	16.17	16.75	21.26
3	15.80	16.82	21.27
4	16.27	16.85	29.47
5	16.07	16.57	20.92
6	16.00	16.50	23.56
7	15.98	17.03	21.80
8	17.62	17.08	20.72
9	16.33	16.85	24.41
10	16.10	16.65	25.07
11	15.95	16.76	
12	16.16	16.95	
13	16.02	16.93	
14	16.17	16.79	
15	22.04	16.72	
16	16.30	16.95	
17	15.97	16.89	
18	16.11	17.05	
19	16.86		
20			

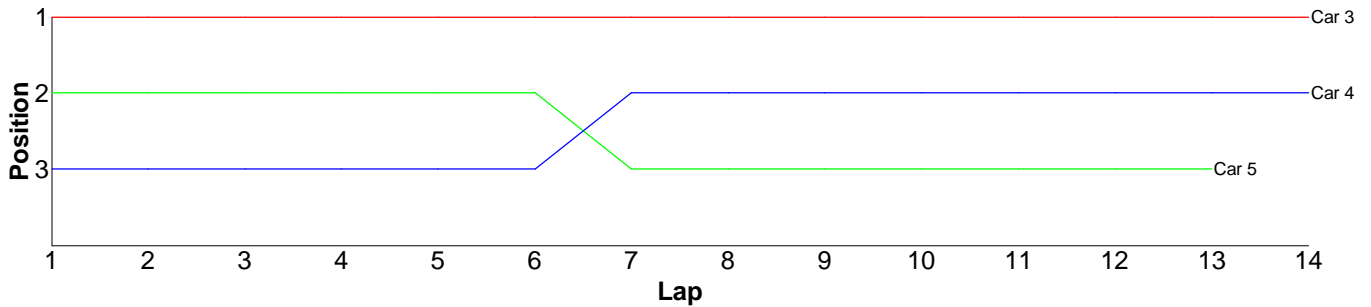


## Heat 11 - Round 4 (Bikes)

Pos	Car	Form	Name	Member Type	Car Make	Result	Ave	Best
1	3	F1	Andy Carless	2010		14 / 310.73	22.19	21.83
2	4	F1	Matt Tims	2010		14 / 318.46	22.74	21.57
3	5	F1	Scott Adderson	2010		13 / 303.89	23.37	23.05
=4	1	F1	Simon Lancaster	V10		0 / 0.00	0.00	0.00
=4	2	F1	Roki Read	2010		0 / 0.00	0.00	0.00

### Lap Car 1 Car 2 Car 3 Car 4 Car 5

1			23.01	31.35	23.39
2			22.35	22.44	23.06
3			21.86	22.17	23.13
4			22.01	21.70	23.26
5			22.05	21.91	23.05
6			22.41	21.57	23.48
7			22.18	21.78	23.55
8			22.50	22.27	23.24
9			22.27	21.67	23.91
10			21.83	22.46	23.67
11			22.03	21.92	23.12
12			22.22	22.43	23.41
13			21.90	22.71	23.62
14			22.11	22.08	
15					



## Heat 1 - Round 5 (17.5 Sport)

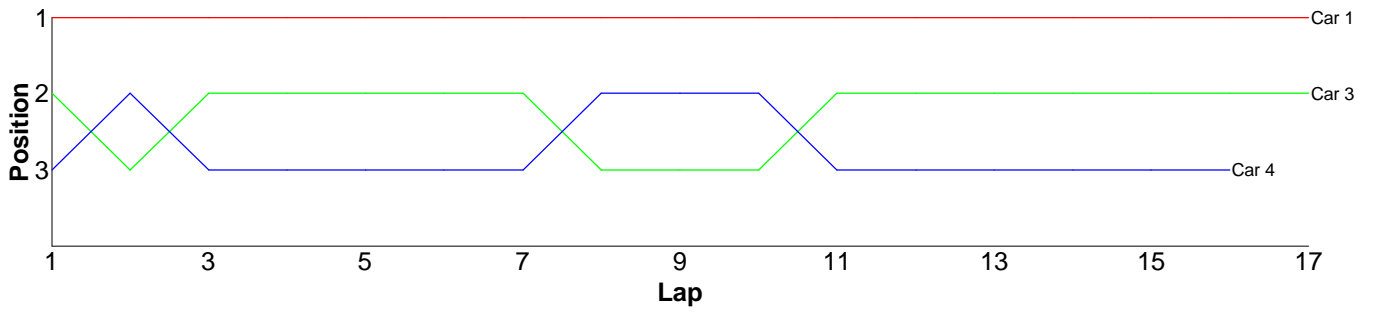
Pos	Car	Form	Name	Member Type	Car Make	Result	Ave	Best
1	1		Paul Taylor	V10	Schumacher	17 / 302.97	17.82	17.41
2	3		Spencer Stokoe	V10	Team Magic	17 / 316.07	18.59	17.51
3	4	F2	Jason Elliot	2010	Associated	16 / 302.11	18.88	17.72
4	2	F2	Bradley Killick (J)	2010	Xray	0 / 0.00	0.00	0.00

### Lap Car 1 Car 2 Car 3 Car 4

1	18.52		19.70	19.77
2	17.72		18.93	18.58
3	17.52		18.12	18.74
4	17.83		19.28	19.72
5	17.68		18.11	18.36
6	17.85		18.00	17.72
7	17.72		18.09	18.12
8	17.41		19.86	18.39
9	17.75		17.74	18.25
10	18.24		19.23	18.22
11	18.18		17.51	18.87
12	17.76		18.81	23.31
13	17.97		18.12	18.27
14	17.49		18.59	18.74
15	17.86		18.34	18.28
16	17.90		18.38	18.77

17 17.57  
18

19.26

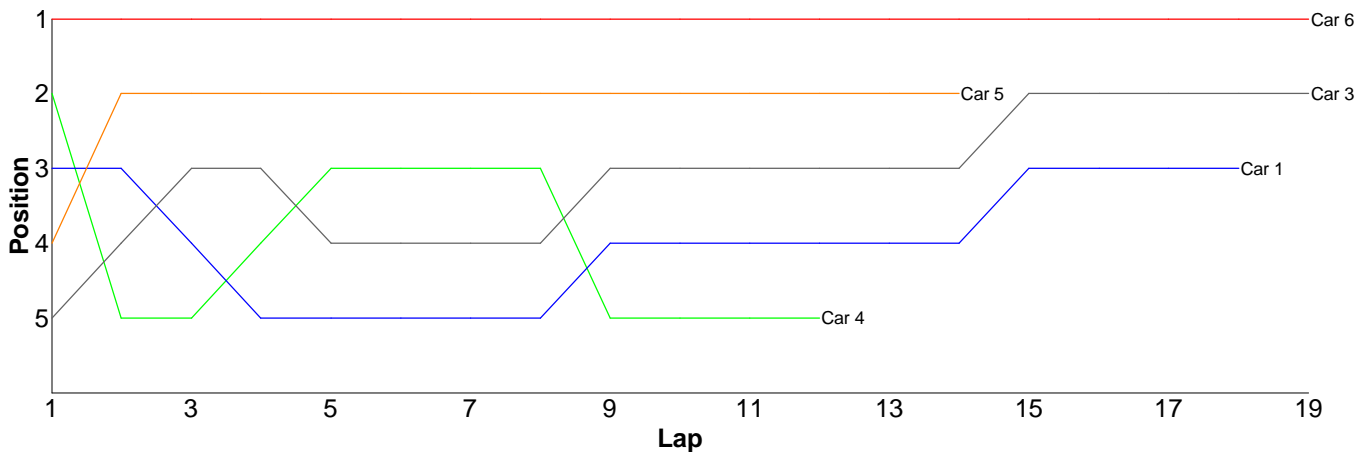


# Heat 2 - Round 5 (13.5 Stock)

Pos	Car	Form	Name	Member Type	Car Make	Result	Ave	Best
1	6		Lee Hedges	V10	3racing	19 / 298.79	15.72	15.11
2	3		Faks	V10	Team Magic	19 / 314.44	16.54	16.03
3	1		Matt Nicholls	V10	Schumacher	18 / 303.21	16.84	15.89
4	5		Mark Lambert	V10	3racing	14 / 225.65	16.11	14.99
5	4		Mark Caton	V10	Tamiya	12 / 208.39	17.36	15.48
6	2	F2	Andy Lewis	2010	Xray	0 / 0.00	0.00	0.00

Lap	Car 1	Car 2	Car 3	Car 4	Car 5	Car 6
-----	-------	-------	-------	-------	-------	-------

1	16.76		17.23	15.48	16.84	15.22
2	16.72		16.41	20.46	15.20	15.19
3	17.24		16.16	16.00	14.99	15.14
4	17.58		18.12	16.18	17.78	15.94
5	16.75		16.51	15.96	15.54	15.15
6	17.55		16.55	15.77	15.66	15.90
7	16.89		16.51	15.48	15.43	15.25
8	17.08		16.45	18.20	17.28	15.29
9	16.33		16.95	22.57	15.51	15.11
10	16.04		16.55	16.53	17.64	15.40
11	16.40		16.49	15.58	15.80	16.00
12	16.15		16.03	20.18	15.51	15.27
13	15.89		16.28		17.09	15.52
14	16.83		16.43		15.38	15.18
15	17.41		16.33			15.18
16	16.30		16.74			15.73
17	18.41		16.30			15.34
18	16.88		16.08			16.62
19			16.32			20.36
20						

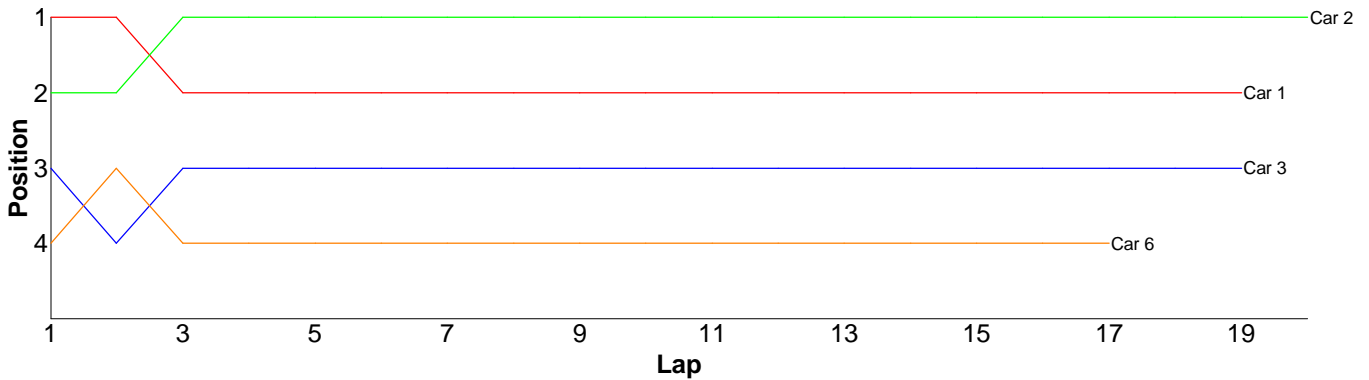


# Heat 3 - Round 5 (13.5 Stock)

Pos	Car	Form	Name	Member Type	Car Make	Result	Ave	Best
1	2		Trevor Scrase	V10	Xray	20 / 314.37	15.71	15.21
2	1	F2	Ian Cairns	2010	Schumacher	19 / 304.97	16.05	15.63
3	3	F2	Scott Stokes	2010	Xray	19 / 308.39	16.23	15.66
4	6		Keith Aldridge	V10	Photon	17 / 284.24	16.72	16.11
=5	4	F2	Chris Howard	2010	Xray	0 / 0.00	0.00	0.00
=5	5		Richard King	V10	Photon	0 / 0.00	0.00	0.00

**Lap Car 1 Car 2 Car 3 Car 4 Car 5 Car 6**

1	15.63	15.89	16.18			16.44
2	15.68	15.42	16.53			16.11
3	16.63	15.59	16.24			17.88
4	16.02	15.26	15.66			16.44
5	16.47	15.54	16.26			16.82
6	16.33	15.21	15.91			16.11
7	15.86	15.83	17.48			16.48
8	15.96	16.46	15.96			16.22
9	15.68	15.33	16.19			16.44
10	15.81	15.24	16.15			16.48
11	16.39	15.46	15.88			17.85
12	16.23	16.01	15.91			16.46
13	15.81	15.58	15.92			16.38
14	15.84	15.83	16.49			16.20
15	16.29	15.75	15.95			16.52
16	15.91	15.45	15.99			17.33
17	15.91	15.51	16.00			18.08
18	16.09	15.74	15.99			
19	16.43	16.19	17.70			
20		17.08				
21						

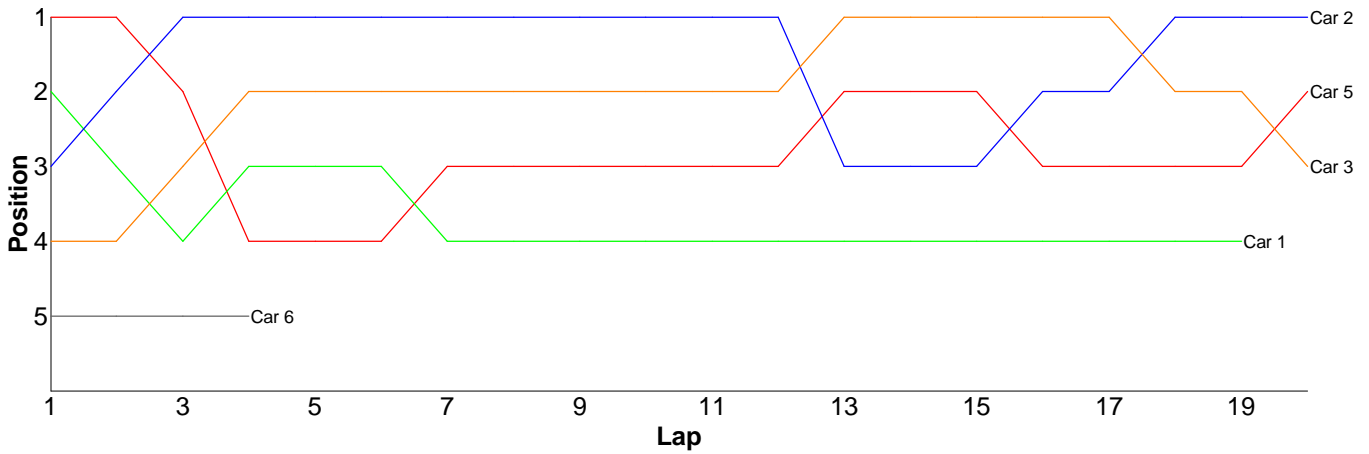


# Heat 4 - Round 5 (13.5 Stock)

Pos	Car	Form	Name	Member Type	Car Make	Result	Ave	Best
1	2	F2	Kieran Stokes (J)	2010	Xray	20 / 309.79	15.48	14.55
2	5	F2	Jon Wilkins	2010	Schumacher	20 / 311.90	15.59	15.04
3	3	F2	Gerald Page	2010	Xray	20 / 312.81	15.64	15.09
4	1	F1	James Davis	2010	Tamiya	19 / 311.85	16.41	15.30
5	6	F2	Chris Graco	2010	Xray	4 / 216.45	54.11	16.33
6	4	F2	Neil Talbot	2010	Xray	0 / 0.00	0.00	0.00

Lap	Car 1	Car 2	Car 3	Car 4	Car 5	Car 6
-----	-------	-------	-------	-------	-------	-------

1	15.41	15.49	15.56		15.04	23.52
2	15.47	14.80	15.55		15.04	148.43
3	15.45	14.55	15.17		15.14	16.33
4	15.60	15.28	15.34		17.60	28.17
5	15.30	15.73	15.09		15.13	
6	15.40	15.30	15.41		15.26	
7	19.82	15.81	15.47		15.45	
8	15.77	15.57	16.01		15.18	
9	21.51	15.40	15.29		15.16	
10	15.47	15.32	15.13		15.61	
11	15.85	15.18	15.50		15.58	
12	15.89	14.96	15.37		15.81	
13	15.54	18.03	15.16		15.40	
14	15.76	16.17	15.56		15.57	
15	17.15	15.36	15.54		15.45	
16	17.10	15.40	15.84		15.98	
17	16.06	15.20	16.05		15.60	
18	16.45	15.59	16.27		16.31	
19	16.85	15.46	16.53		15.55	
20		15.19	16.97		16.04	
21						

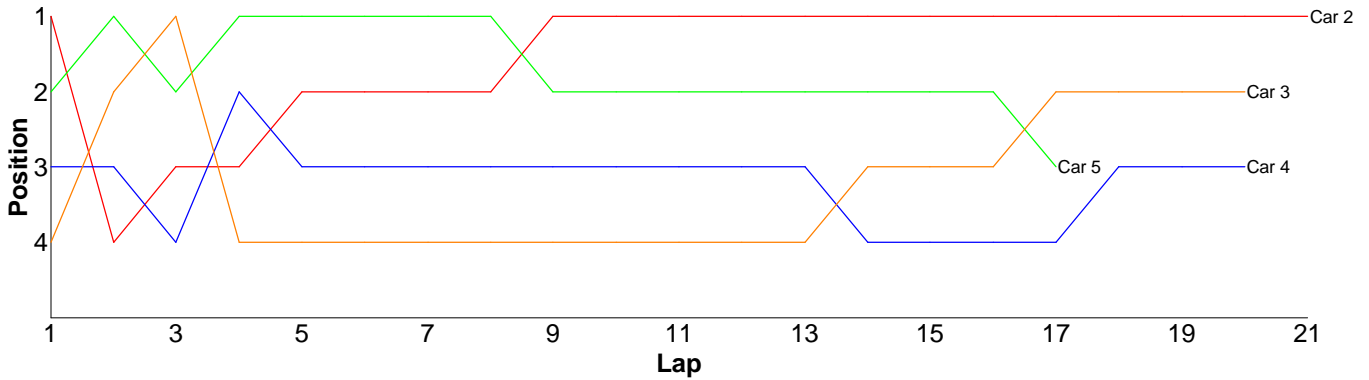


# Heat 5 - Round 5 (13.5 Stock)

Pos	Car	Form	Name	Member Type	Car Make	Result	Ave	Best
1	2	F1	Nick Adams	2010	Xray	21 / 314.78	14.98	14.46
2	3		Scott Hauser	2010	Schumacher	20 / 309.96	15.49	14.60
3	4	F1	Tim Webb	2010	Hot Bodies	20 / 316.11	15.80	15.16
4	5		Daniel Booker	V10	Tamiya	17 / 265.67	15.62	14.62
=5	1	F1	Joe Jenyavanija	2010	Schumacher	0 / 0.00	0.00	0.00
=5	6	F1	Brian Killick	2010	Xray	0 / 0.00	0.00	0.00

Lap	Car 1	Car 2	Car 3	Car 4	Car 5	Car 6
-----	-------	-------	-------	-------	-------	-------

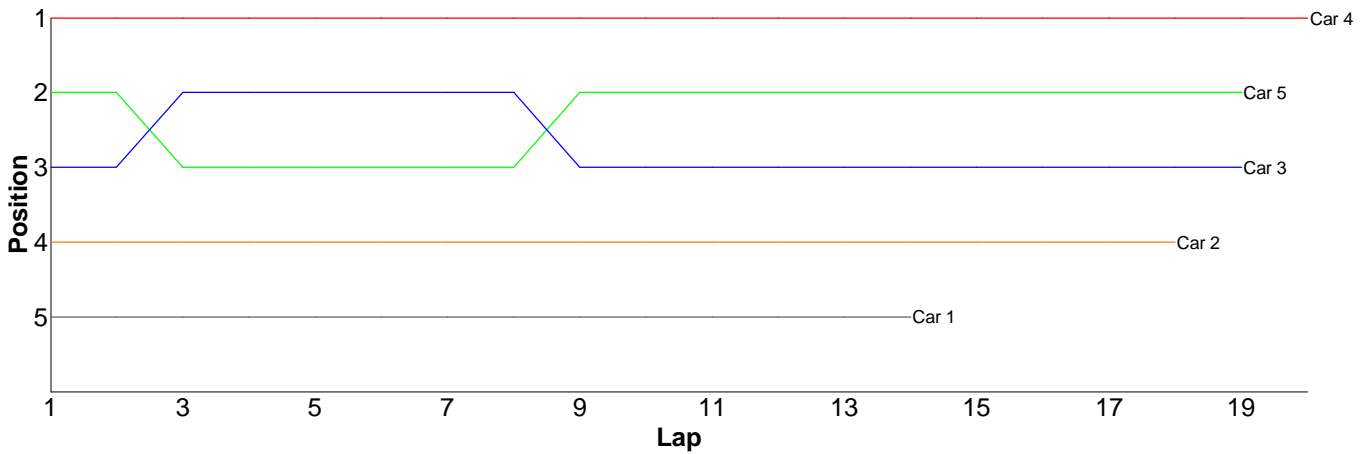
1		14.46	15.29	15.16	14.62	
2		16.92	14.60	15.82	15.23	
3		15.00	15.01	15.40	15.27	
4		15.85	25.86	15.26	15.56	
5		14.62	15.21	17.30	14.95	
6		14.99	14.98	15.47	14.72	
7		14.58	14.63	15.38	15.20	
8		14.54	14.73	15.49	14.91	
9		14.84	14.79	15.64	15.87	
10		14.98	14.88	15.44	14.83	
11		14.72	14.68	16.47	14.87	
12		14.61	15.40	16.00	15.12	
13		15.05	15.02	15.78	17.06	
14		14.88	14.95	15.66	15.32	
15		14.57	14.97	16.34	15.00	
16		14.80	14.88	15.80	15.21	
17		15.18	14.97	15.90	21.93	
18		14.79	14.93	15.71		
19		15.21	15.16	15.75		
20		15.05	15.02	16.34		
21		15.14				
22						



# Heat 6 - Round 5 (10.5 ProStk)

Pos	Car	Form	Name	Member Type	Car Make	Result	Ave	Best
1	4		Rob Sawell	V10	Schumacher	20 / 309.51	15.47	15.15
2	5		Savo Graovac	V10	Schumacher	19 / 305.31	16.06	15.41
3	3		Chris Betts	V10	Schumacher	19 / 315.08	16.58	15.63
4	2		Paul Isaacs	V10	Xray	18 / 307.97	17.10	16.28
5	1		Mark Hancock	V10	Schumacher	14 / 314.30	22.45	15.15

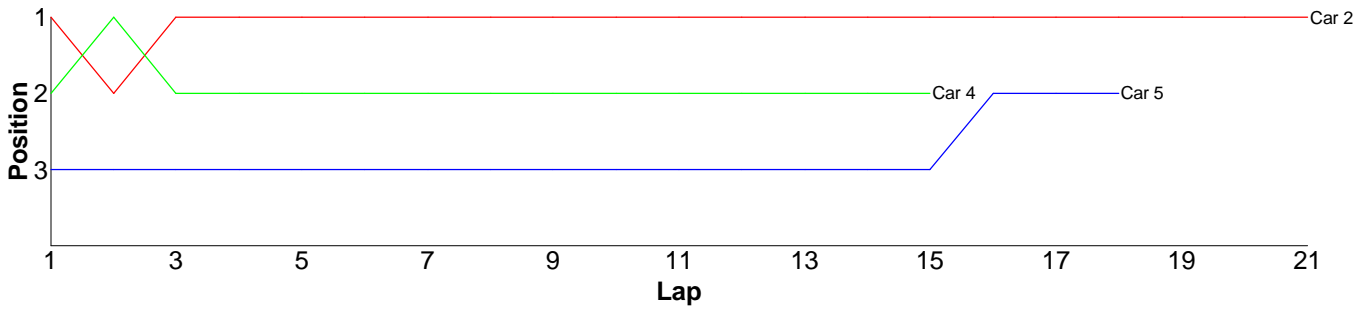
Lap	Car 1	Car 2	Car 3	Car 4	Car 5
1	21.34	19.00	16.28	15.33	15.64
2	22.68	16.37	15.92	15.16	16.53
3	33.60	16.74	16.15	15.35	16.70
4	16.18	16.28	16.08	15.64	18.64
5	15.81	16.54	15.88	15.28	15.89
6	25.49	19.27	15.63	15.94	15.59
7	16.09	16.48	15.73	15.40	15.41
8	15.47	17.00	16.27	15.15	15.69
9	15.15	16.53	19.46	15.15	16.22
10	15.54	16.82	15.78	15.93	15.79
11	15.61	16.95	16.27	15.81	15.42
12	51.19	16.38	20.21	15.30	15.67
13	30.99	17.53	16.23	15.27	16.78
14	19.16	16.82	16.82	15.95	16.00
15		18.59	16.11	15.51	15.46
16		17.40	16.20	15.36	15.85
17		16.76	17.31	15.56	15.79
18		16.51	16.21	15.22	16.26
19			16.54	15.79	15.98
20				15.41	
21					



# Heat 7 - Round 5 (10.5 ProStk)

Pos	Car	Form	Name	Member Type	Car Make	Result	Ave	Best
1	2	F1	Steve Lissamore	V10	Losi	21 / 311.41	14.82	14.36
2	5		Richard Thorpe	V10	Losi	18 / 314.94	17.49	14.55
3	4		Ed Clark	V10	Losi	15 / 231.46	15.43	14.73
=4	1		Alex Gardiner	V10	Schumacher	0 / 0.00	0.00	0.00
=4	3	F1	Jamie Vassallo	2010	Schumacher	0 / 0.00	0.00	0.00

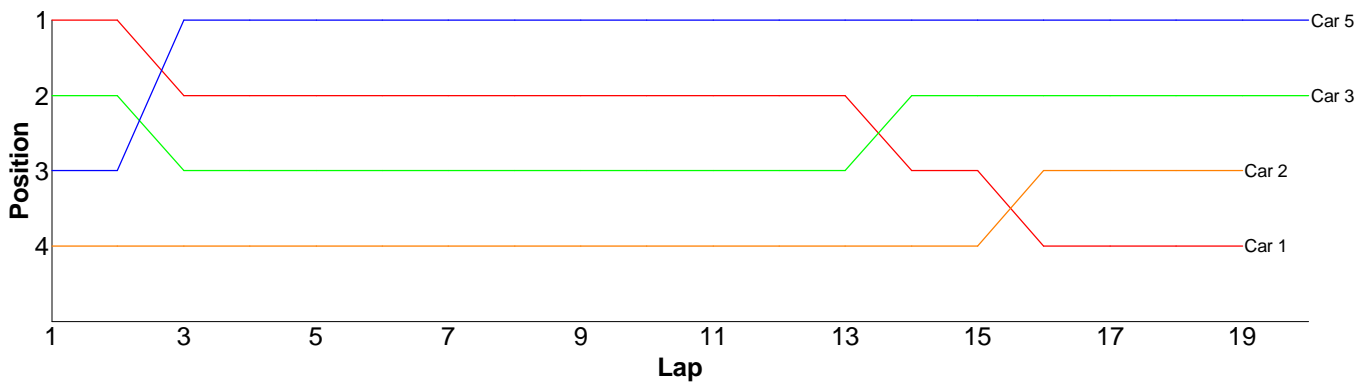
Lap	Car 1	Car 2	Car 3	Car 4	Car 5
1		14.77		15.20	41.54
2		16.40		15.90	16.54
3		14.98		15.42	15.37
4		14.66		15.01	15.71
5		14.54		14.73	15.66
6		14.55		15.15	22.13
7		14.63		14.81	16.66
8		14.36		15.10	14.79
9		14.71		15.25	14.89
10		14.48		14.97	20.17
11		14.71		15.09	15.57
12		14.80		15.12	15.43
13		14.66		15.16	15.14
14		14.59		15.32	14.81
15		14.97		19.23	14.72
16		14.84			15.34
17		15.17			14.55
18		15.11			15.92
19		14.78			
20		14.73			
21		14.97			
22					



# Heat 8 - Round 5 (Modified)

Pos	Car	Form	Name	Member Type	Car Make	Result	Ave	Best
1	5		Colin Gardiner	V10	Xray	20 / 302.12	15.10	14.73
2	3		Chris House	V10	Photon	20 / 307.37	15.36	14.91
3	2		Mark Passingham	2010	Schumacher	19 / 300.68	15.82	14.73
4	1		Chris O'donoghue	2010	Photon	19 / 304.22	16.01	15.08
5	4		Marcus Askill	V10	Team Magic	0 / 0.00	0.00	0.00

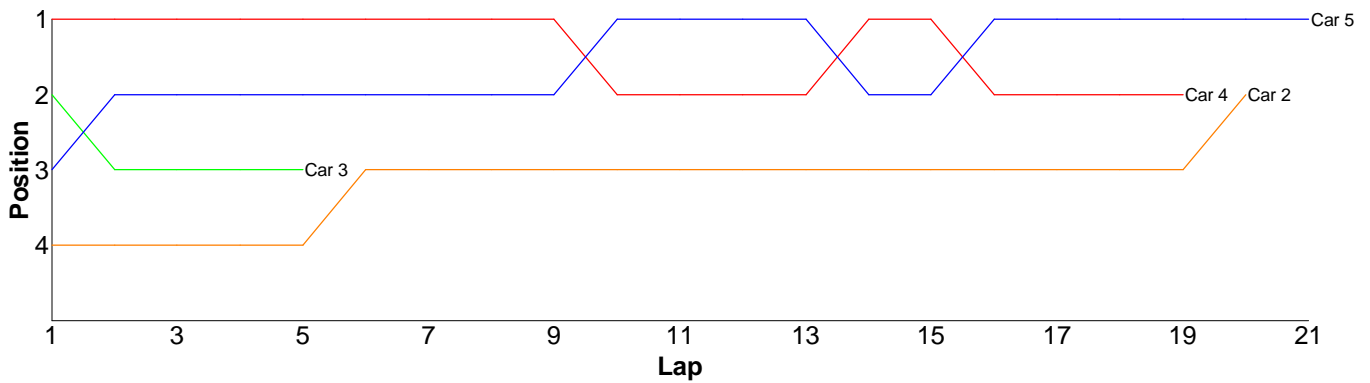
Lap	Car 1	Car 2	Car 3	Car 4	Car 5
1	15.38	19.46	15.58		15.89
2	15.52	15.14	15.39		15.19
3	15.17	16.48	15.27		14.83
4	15.83	18.65	16.38		14.93
5	15.39	15.50	15.07		15.36
6	15.23	15.06	15.26		15.72
7	15.28	14.89	15.33		15.14
8	15.13	14.73	15.86		15.16
9	15.11	15.33	15.23		15.09
10	15.21	15.34	15.09		15.28
11	15.36	14.89	14.91		14.88
12	15.20	15.21	15.56		14.76
13	15.13	15.53	15.16		14.73
14	17.27	15.25	15.30		14.92
15	15.08	15.44	15.16		15.00
16	24.44	17.47	15.71		15.26
17	17.33	14.87	15.47		15.11
18	15.91	15.97	15.07		14.87
19	15.25	15.47	15.27		15.20
20			15.30		14.80
21					



# Heat 9 - Round 5 (Modified)

Pos	Car	Form	Name	Member Type	Car Make	Result	Ave	Best
1	5		Tim Langdell	V10	Schumacher	21 / 303.28	14.44	13.97
2	2		Chris Delves	2010	Losi	21 / 310.57	14.78	14.08
3	4		Ben Ingram	V10	Photon	19 / 286.65	15.08	14.26
4	3		Brian Eldridge	V10	Photon	5 / 74.17	14.83	14.27
5	1		Glen Westwood	2010	Xray	0 / 0.00	0.00	0.00

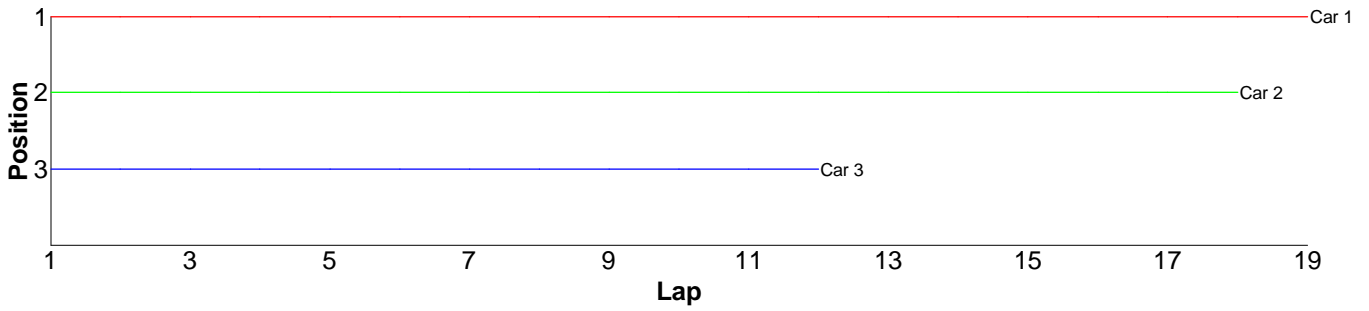
Lap	Car 1	Car 2	Car 3	Car 4	Car 5
1		35.32	14.61	14.56	14.95
2		14.31	15.86	14.43	15.25
3		14.28	14.27	14.50	14.22
4		14.36	14.54	14.26	14.61
5		14.31	14.89	14.30	14.02
6		14.08		14.58	14.32
7		14.29		14.36	14.29
8		14.18		14.53	14.36
9		14.14		14.46	14.21
10		14.26		14.50	14.13
11		14.31		14.34	14.10
12		14.28		14.38	14.06
13		14.27		14.46	14.41
14		14.47		14.52	16.37
15		14.19		15.03	14.09
16		14.32		14.88	13.97
17		14.12		14.42	14.35
18		14.23		14.49	14.13
19		18.13		25.65	14.69
20		14.72			14.24
21					14.51
22					



# Heat 10 - Round 5 (GT2)

Pos	Car	Form	Name	Member Type	Car Make	Result	Ave	Best
1	1	F1	Nigel Moss	2010	CRC	19 / 311.43	16.39	15.62
2	2		Mark Fagan	V10	Associated	18 / 308.18	17.12	16.02
3	3		Andrew Moore	2010	Tamiya	12 / 280.67	23.38	20.54

Lap	Car 1	Car 2	Car 3
1	16.22	17.40	21.15
2	15.62	24.60	22.49
3	15.87	16.92	27.01
4	16.49	16.19	21.29
5	15.93	16.28	29.19
6	15.98	16.22	23.73
7	16.02	16.02	23.37
8	15.78	16.25	22.77
9	16.04	21.25	20.54
10	16.04	16.26	21.55
11	20.83	16.35	22.96
12	16.22	16.10	24.62
13	17.31	16.16	
14	16.13	16.54	
15	15.99	16.22	
16	16.26	16.44	
17	15.91	16.31	
18	16.43	16.67	
19	16.36		
20			



# Heat 11 - Round 5 (Bikes)

Pos	Car	Form	Name	Member Type	Car Make	Result	Ave	Best
1	4	F1	Matt Tims	2010		14 / 309.70	22.12	21.72
2	3	F1	Andy Carless	2010		14 / 317.73	22.69	21.68
3	5	F1	Scott Adderson	2010		13 / 301.24	23.17	22.41
=4	1	F1	Simon Lancaster	V10		0 / 0.00	0.00	0.00
=4	2	F1	Roki Read	2010		0 / 0.00	0.00	0.00

Lap	Car 1	Car 2	Car 3	Car 4	Car 5
1			23.06	22.07	23.08
2			22.05	22.19	23.95
3			26.77	22.53	22.42
4			22.40	21.95	22.80
5			23.10	22.35	23.05
6			22.08	21.72	23.82
7			21.68	22.26	23.26
8			21.98	22.02	24.22
9			22.01	21.98	22.91
10			22.46	22.17	23.56
11			24.20	22.43	23.29
12			22.11	21.77	22.47
13			21.84	22.00	22.41
14			21.99	22.26	
15					

