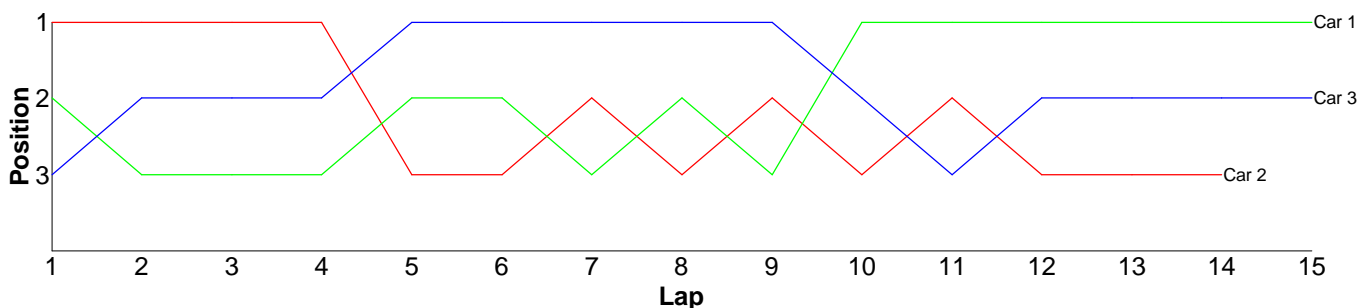


Race Results

Heat 1 - Round 1 (17.5 Sport)

Pos	Car	Form	Name	Car Make	Result	Ave	Best
1	1	F2	Mick Barnes	Xray	15 / 308.55	20.57	18.15
2	3	F2	Jason Elliot	Associated	15 / 315.51	21.03	19.04
3	2	F2	Gareth Harding	Hot Bodies	14 / 300.74	21.48	18.45

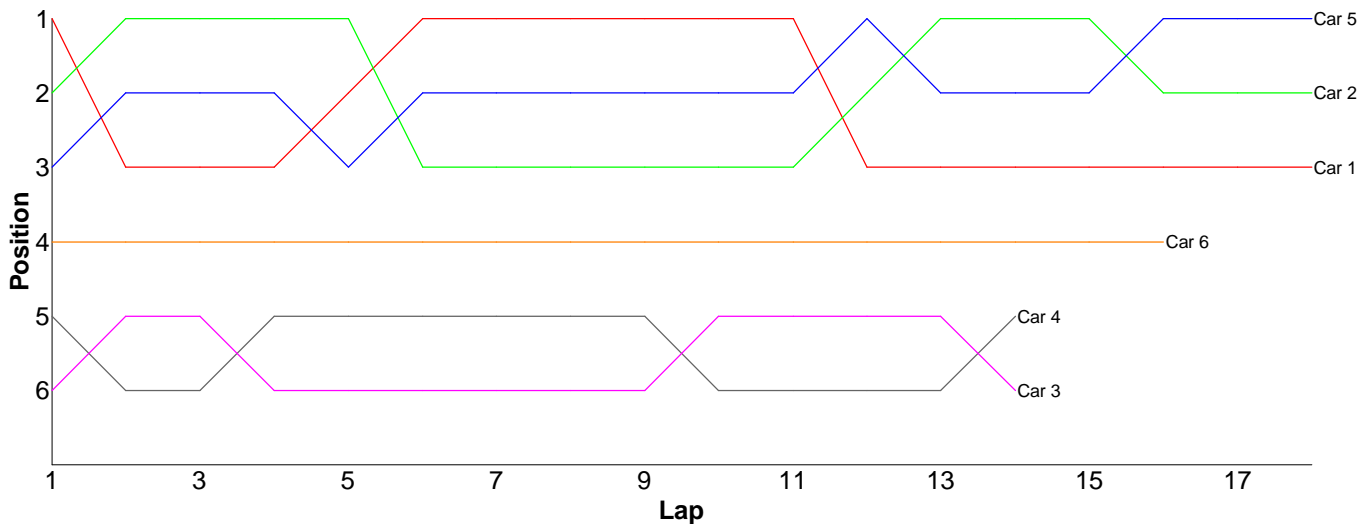
Lap	Car 1	Car 2	Car 3
1	20.51	19.80	21.16
2	27.57	19.03	24.53
3	19.24	19.04	19.15
4	24.98	23.76	22.07
5	19.95	31.69	24.64
6	19.25	19.52	19.22
7	20.91	19.29	20.48
8	20.28	21.68	20.31
9	20.53	19.37	21.02
10	18.60	18.96	19.32
11	18.34	18.45	19.04
12	20.62	31.47	20.69
13	20.92	19.39	25.13
14	18.70	19.29	19.52
15	18.15		19.23
16			



Heat 2 - Round 1 (13.5 Stock)

Pos	Car	Form	Name	Car Make	Result	Ave	Best
1	5		Rob Warren	Xray	18 / 308.85	17.15	16.67
2	2		Mark Somerville	Xray	18 / 309.97	17.22	16.46
3	1		Keith Aldridge	Photon	18 / 315.07	17.50	16.06
4	6		Stelios Bishop	Xray	16 / 313.29	19.58	17.58
5	4		David Riley	Associated	14 / 304.78	21.77	19.06
6	3		Ross Dilanda	Schumacher	14 / 308.40	22.02	17.76

Lap	Car 1	Car 2	Car 3	Car 4	Car 5	Car 6
1	17.42	17.42	29.32	29.11	18.37	18.59
2	18.74	16.77	18.73	20.63	17.28	19.42
3	16.90	17.10	18.75	21.67	16.90	18.58
4	16.77	16.99	28.35	19.87	16.81	18.08
5	16.30	16.54	24.94	19.35	16.85	18.52
6	16.86	18.78	20.71	22.99	16.95	19.29
7	16.74	17.97	18.29	19.06	17.08	17.73
8	16.67	17.26	17.76	20.22	17.76	22.87
9	17.77	17.34	18.67	20.03	17.03	17.58
10	17.88	16.90	19.73	22.77	17.31	21.61
11	17.18	16.93	18.22	22.32	17.35	19.00
12	23.44	17.06	20.21	23.84	17.14	18.04
13	16.75	16.56	29.02	21.20	16.93	22.90
14	16.06	16.46	25.70	21.72	17.23	21.03
15	16.50	16.80			16.67	21.60
16	18.17	18.68			16.96	18.45
17	17.51	17.33			17.03	
18	17.41	17.08			17.20	
19						

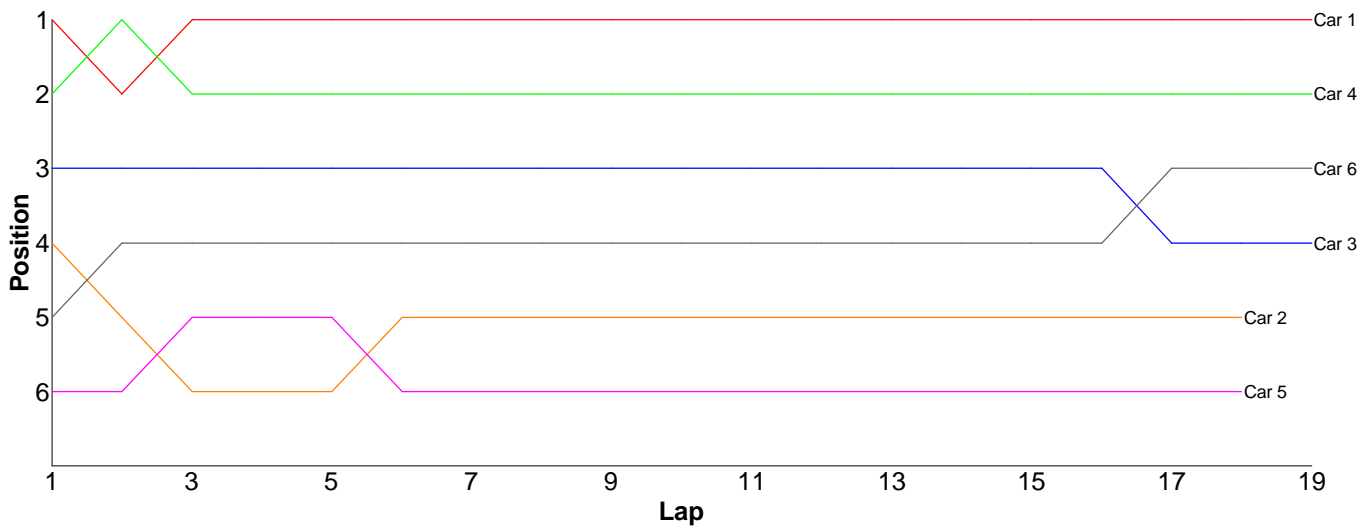


Heat 3 - Round 1 (13.5 Stock)

Pos	Car	Form	Name	Car Make	Result	Ave	Best
1	1	F2	Gary Fuller	Schumacher	19 / 300.35	15.80	15.03
2	4	F2	Gerald Page	Tamiya	19 / 305.69	16.08	15.54
3	6	F2	Mike Vorley	Schumacher	19 / 312.17	16.43	15.49
4	3	F2	Scott Stokes	Xray	19 / 312.62	16.45	15.65
5	2	F2	Ian Cairns	Schumacher	18 / 303.63	16.86	15.85
6	5	F2	Chris Howard	Xray	18 / 308.22	17.12	15.79

Lap	Car 1	Car 2	Car 3	Car 4	Car 5	Car 6
-----	-------	-------	-------	-------	-------	-------

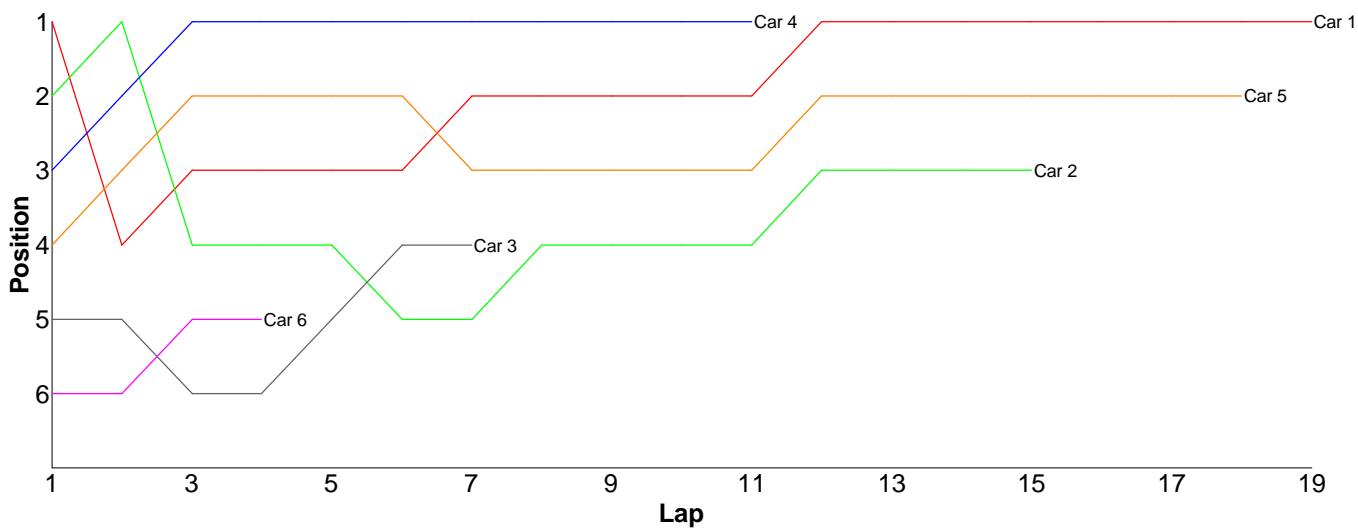
1	16.47	19.38	18.55	16.96	20.90	19.53
2	16.32	17.02	15.91	15.61	16.66	15.65
3	15.69	18.66	16.09	16.01	16.44	17.29
4	16.05	19.57	16.26	16.11	16.28	16.38
5	15.62	16.49	15.83	15.77	16.50	16.38
6	15.44	16.58	15.81	15.67	24.71	15.97
7	15.63	15.85	16.99	15.76	16.23	16.48
8	15.03	15.93	15.75	15.80	16.92	15.72
9	15.67	16.52	16.25	15.54	17.46	16.08
10	15.90	16.54	15.90	15.92	16.76	20.31
11	15.71	16.32	15.84	15.64	16.14	15.75
12	15.88	17.13	17.40	16.05	16.09	15.87
13	15.63	16.40	16.23	15.91	16.37	15.79
14	15.56	16.08	15.87	15.81	15.79	15.66
15	16.18	16.62	15.79	15.99	16.56	16.07
16	15.50	15.91	15.65	16.29	15.84	15.65
17	15.79	16.30	20.33	16.69	16.16	15.49
18	15.43	16.33	15.96	16.87	16.41	15.64
19	16.85		16.21	17.29		16.46
20						



Heat 4 - Round 1 (13.5 Stock)

Pos	Car	Form	Name	Car Make	Result	Ave	Best
1	1	F1	James Davis	Tamiya	19 / 301.67	15.87	15.47
2	5	F2	Kyle Fuller (J)	Xray	18 / 301.91	16.77	15.61
3	2	F1	Jamie Gill	Yokomo	15 / 307.82	20.52	15.33
4	4	F2	Kevin Bissell	Xray	11 / 172.62	15.69	15.19
5	3	F2	Kieran Stokes (J)	Xray	7 / 167.13	23.87	16.00
6	6	F2	Jon Wilkins	Schumacher	4 / 96.99	24.24	16.30

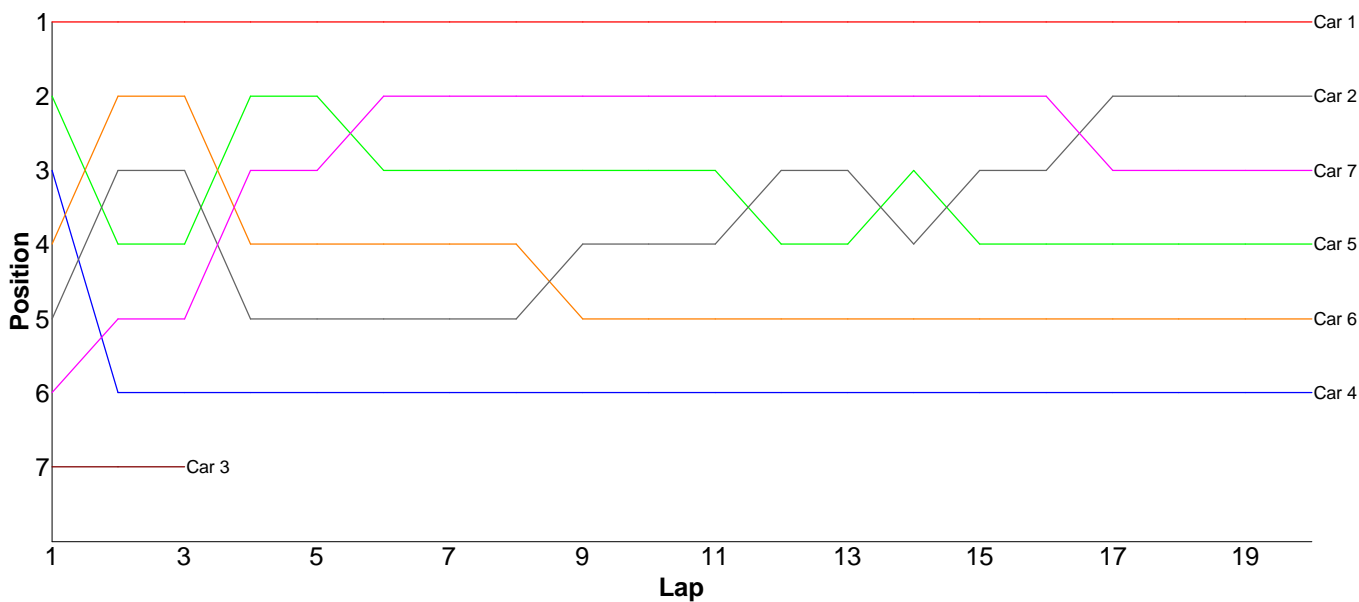
Lap	Car 1	Car 2	Car 3	Car 4	Car 5	Car 6
1	15.79	16.00	17.47	16.01	16.26	34.73
2	16.36	15.45	18.74	15.78	15.61	24.25
3	16.17	24.01	56.75	15.68	15.69	21.71
4	16.04	20.03	23.06	15.76	15.93	16.30
5	15.78	15.77	16.31	15.34	16.28	
6	16.02	69.53	16.00	15.19	15.96	
7	15.93	16.88	18.80	16.30	16.56	
8	15.74	21.31		16.02	16.11	
9	15.70	15.86		15.43	16.04	
10	15.80	15.69		15.57	16.66	
11	15.54	15.72		15.54	15.88	
12	16.09	15.33			16.01	
13	15.47	15.53			16.09	
14	15.83	15.35			16.71	
15	16.05	15.36			16.52	
16	15.79				21.62	
17	15.58				21.01	
18	16.28				16.97	
19	15.71					
20						



Heat 5 - Round 1 (13.5 Stock)

Pos	Car	Form	Name	Car Make	Result	Ave	Best
1	1	F1	Joe Jenyavanija	Schumacher	20 / 301.81	15.09	14.69
2	2	F1	Nick Adams	Xray	20 / 302.88	15.14	14.84
3	7	F1	David Clift	Schumacher	20 / 304.18	15.20	14.66
4	5	F2	David Johnson	Schumacher	20 / 305.17	15.25	14.67
5	6	F1	Tim Webb	Hot Bodies	20 / 307.01	15.35	14.97
6	4	F1	Rob Baxter	Xray	20 / 307.89	15.39	14.81
7	3	F2	Dave Skelton	Xray	3 / 83.72	27.90	18.37

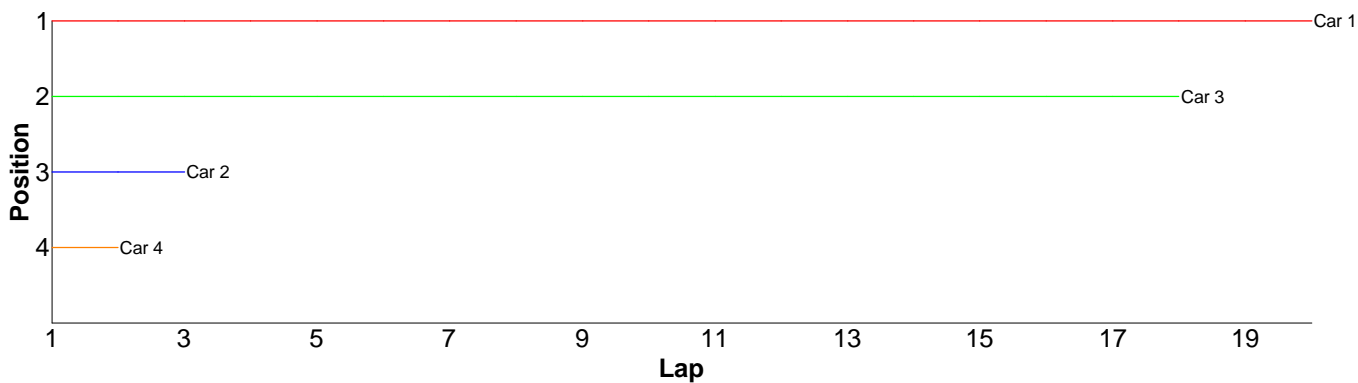
Lap	Car 1	Car 2	Car 3	Car 4	Car 5	Car 6	Car 7
1	14.81	15.55	18.37	15.54	15.52	15.54	15.81
2	15.12	15.12	46.83	18.49	15.27	14.97	15.01
3	14.69	14.89	18.52	17.49	15.02	14.98	15.32
4	15.05	15.64		14.89	14.67	15.67	14.72
5	15.21	16.04		14.98	15.03	15.21	14.66
6	14.75	15.36		15.19	15.34	15.11	15.07
7	15.04	14.84		15.17	15.23	15.23	15.04
8	15.26	15.07		15.19	15.29	15.31	14.96
9	14.92	14.96		15.00	15.09	16.18	15.14
10	14.89	14.88		14.97	15.41	15.38	15.30
11	14.86	15.12		15.00	15.21	15.56	15.05
12	14.96	15.02		14.90	15.43	16.08	15.34
13	16.30	15.26		14.81	15.34	15.24	15.53
14	15.22	15.38		14.93	15.13	15.24	15.30
15	15.07	14.87		15.40	15.69	15.05	15.29
16	15.27	15.02		15.07	15.12	15.37	15.13
17	15.32	14.86		15.21	15.37	15.29	15.87
18	15.12	14.96		15.30	15.20	15.04	15.42
19	15.09	15.09		15.11	15.12	15.30	15.13
20	14.86	14.95		15.25	15.69	15.26	15.09
21							



Heat 6 - Round 1 (10.5 ProStk)

Pos	Car	Form	Name	Car Make	Result	Ave	Best
1	1		Steve Lissamore	Losi	20 / 303.58	15.17	14.65
2	3		Ed Clark	Losi	18 / 279.38	15.52	14.36
3	2	F1	Jamie Vassallo	Schumacher	3 / 50.39	16.79	15.13
4	4		Ashley Finch	Photon	2 / 59.93	29.96	16.67

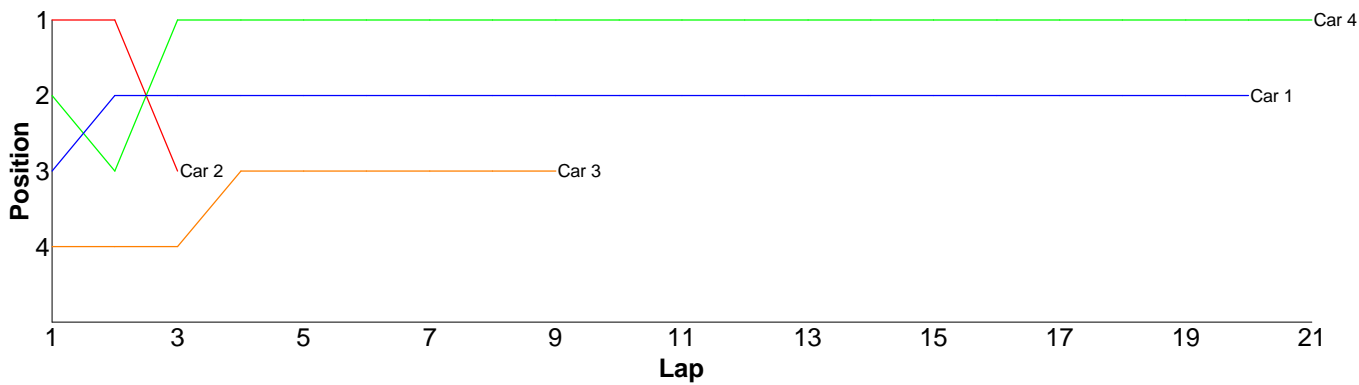
Lap	Car 1	Car 2	Car 3	Car 4
1	15.42	19.94	17.15	43.26
2	15.16	15.32	14.55	16.67
3	14.82	15.13	15.37	
4	14.80		14.67	
5	14.65		17.06	
6	14.87		15.24	
7	14.92		17.11	
8	14.93		14.86	
9	14.88		14.64	
10	15.02		17.35	
11	18.41		14.88	
12	14.97		15.49	
13	14.91		15.25	
14	14.96		14.69	
15	14.86		14.67	
16	14.98		14.36	
17	15.33		16.10	
18	15.06		15.94	
19	15.33			
20	15.30			
21				



Heat 7 - Round 1 (10.5 ProStk)

Pos	Car	Form	Name	Car Make	Result	Ave	Best
1	4	F1	Matthew Quinlisk	Schumacher	21 / 303.81	14.46	14.06
2	1	F1	Ben Cane	Schumacher	20 / 306.48	15.32	14.19
3	3	F1	Kieran Clift (J)	Schumacher	9 / 309.98	34.44	14.84
4	2		Alex Gardiner	Schumacher	3 / 46.50	15.50	14.31

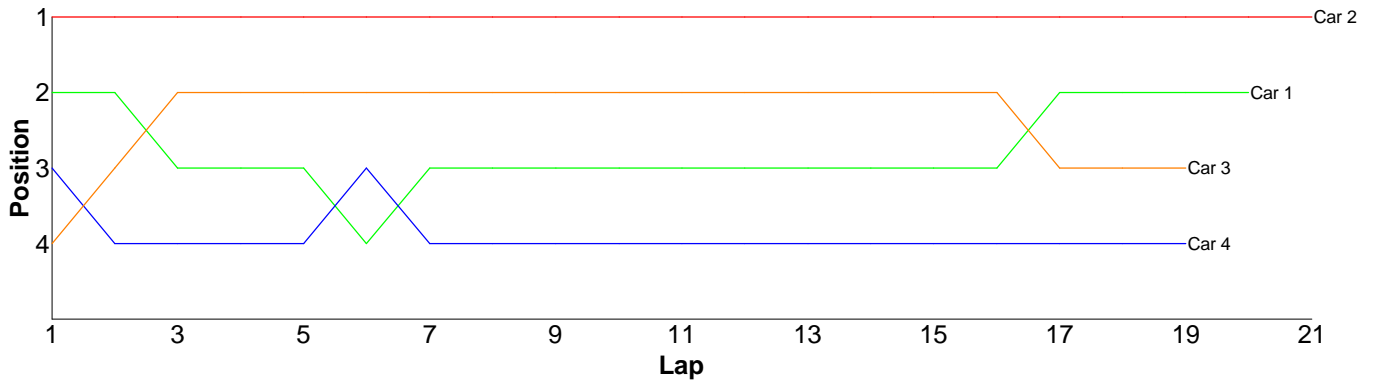
Lap	Car 1	Car 2	Car 3	Car 4
1	14.68	14.54	15.11	14.55
2	14.19	14.31	87.48	14.47
3	15.20	17.65	15.35	14.15
4	14.63		17.47	14.24
5	14.48		16.81	14.30
6	21.28		16.60	14.62
7	17.71		109.91	14.53
8	14.48		16.41	14.53
9	14.56		14.84	14.43
10	14.35			14.29
11	14.31			14.28
12	14.48			14.06
13	14.43			14.10
14	14.36			14.35
15	16.25			14.25
16	16.98			14.23
17	14.86			14.31
18	14.56			17.31
19	14.42			14.43
20	16.27			14.17
21				14.21
22				



Heat 8 - Round 1 (Modified)

Pos	Car	Form	Name	Car Make	Result	Ave	Best
1	2		Chris O'donoghue	Photon	21 / 313.50	14.92	14.51
2	1		Chris House	Photon	20 / 313.82	15.69	14.70
3	3		John Hyde	Schumacher	19 / 300.38	15.80	15.06
4	4		Mark Passingham	Schumacher	19 / 301.13	15.84	14.59

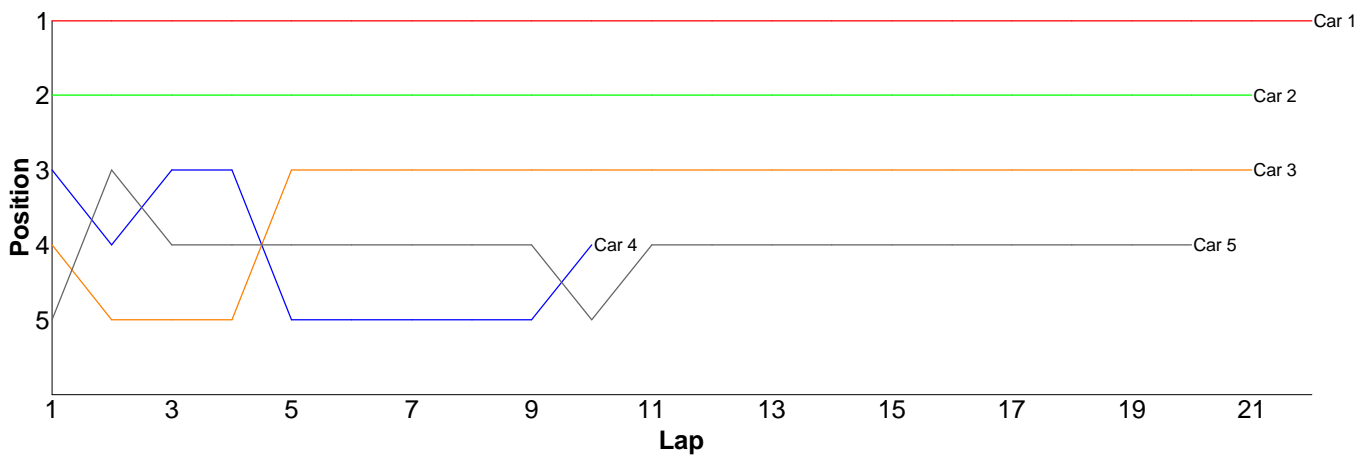
Lap	Car 1	Car 2	Car 3	Car 4
1	16.09	15.63	16.64	16.41
2	16.22	15.21	15.89	20.35
3	17.06	14.90	15.57	15.30
4	16.45	14.74	15.37	15.14
5	15.76	14.51	15.46	14.59
6	15.63	14.67	15.06	15.15
7	15.32	14.58	15.54	16.03
8	15.06	15.31	15.48	16.06
9	15.29	15.69	15.59	17.03
10	15.48	15.48	15.22	15.04
11	16.27	14.53	15.34	15.38
12	15.67	14.99	15.36	14.85
13	14.93	15.38	15.24	15.21
14	15.34	14.59	15.65	17.55
15	14.70	14.64	15.18	15.38
16	15.13	14.56	15.18	15.41
17	14.80	14.72	21.37	15.28
18	17.04	14.88	15.54	15.59
19	15.58	14.73	15.70	15.38
20	16.00	14.89		
21		14.87		
22				



Heat 9 - Round 1 (Modified)

Pos	Car	Form	Name	Car Make	Result	Ave	Best
1	1		Chris Delves	Losi	22 / 308.89	14.04	13.61
2	2		Brian Eldridge	Photon	21 / 301.47	14.35	13.93
3	3		Ben Ingram	Photon	21 / 305.72	14.55	14.17
4	5		Marlon Mckulsky	Associated	20 / 305.76	15.28	14.52
5	4		Jordan Mckulsky (J)	Photon	10 / 152.26	15.22	14.35

Lap	Car 1	Car 2	Car 3	Car 4	Car 5
1	13.61	14.22	14.73	14.41	15.23
2	13.73	13.97	17.23	15.79	14.79
3	14.07	14.05	14.35	14.52	14.72
4	13.95	14.21	14.17	14.42	14.66
5	13.79	13.93	14.47	19.12	15.56
6	14.00	14.39	14.63	15.00	15.73
7	13.84	13.93	14.27	14.35	14.89
8	13.94	13.94	14.59	14.42	15.95
9	14.29	15.33	14.26	15.05	15.44
10	14.29	14.03	14.37	15.18	16.20
11	14.19	14.15	14.64		15.02
12	13.87	14.09	14.32		14.92
13	14.34	14.15	14.70		15.29
14	13.80	14.25	14.52		15.07
15	14.25	16.58	14.20		14.87
16	13.95	14.33	14.34		15.00
17	14.25	14.50	14.28		16.11
18	13.99	14.56	14.28		14.79
19	14.07	14.38	14.61		14.52
20	14.00	14.33	14.41		17.00
21	13.97	14.15	14.35		
22	14.70				
23					

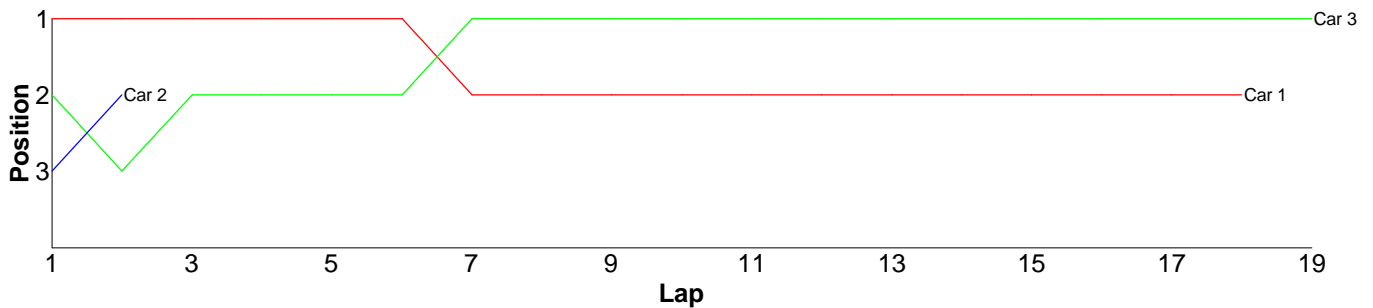


Heat 10 - Round 1 (<GT>)

Pos	Car	Form	Name	Class	Car Make	Result	Ave	Best
1	3		Mark Fagan	GT1	Associated	19 / 313.14	16.48	15.85
2	1	F1	Nigel Moss	GT2	CRC	18 / 301.74	16.76	15.85
3	2		Mike Vorley	GT1	Xray	2 / 35.19	17.59	17.01

Lap Car 1 Car 2 Car 3

1	16.70	17.01	16.94
2	15.99	18.18	18.51
3	17.13		16.69
4	16.22		16.17
5	16.47		16.28
6	15.85		15.95
7	18.62		15.85
8	16.09		15.87
9	16.31		16.07
10	16.24		16.60
11	16.24		16.67
12	19.73		16.02
13	16.29		16.13
14	16.17		16.00
15	16.18		16.15
16	17.39		16.37
17	17.83		16.18
18	16.29		18.22
19			16.47
20			

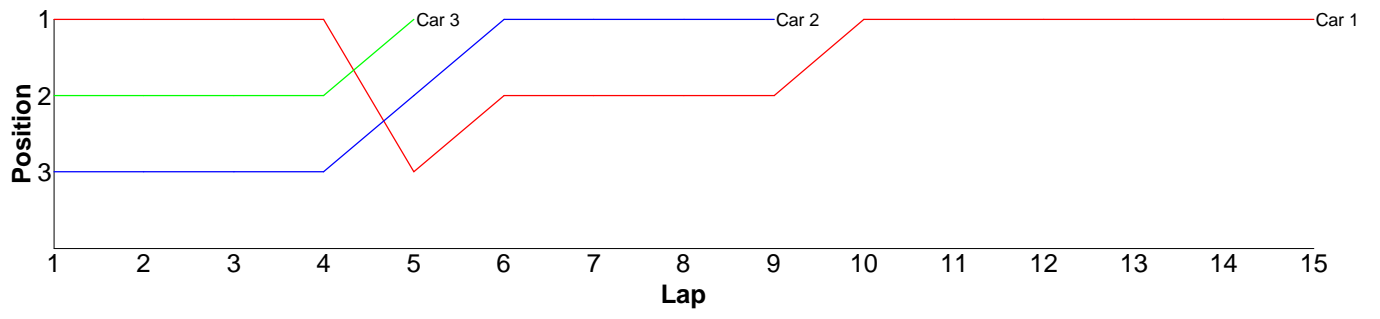


Heat 1 - Round 2 (17.5 Sport)

Pos	Car	Form	Name	Car Make	Result	Ave	Best
1	1	F2	Mick Barnes	Xray	15 / 314.82	20.98	17.83
2	2	F2	Gareth Harding	Hot Bodies	9 / 168.53	18.72	17.74
3	3	F2	Jason Elliot	Associated	5 / 95.69	19.13	18.52

Lap Car 1 Car 2 Car 3

1	19.12	21.71	19.97
2	17.83	18.17	18.52
3	20.44	18.87	19.53
4	18.78	18.55	18.91
5	22.53	18.69	18.76
6	27.60	18.36	
7	18.04	18.06	
8	19.52	17.74	
9	19.85	18.38	
10	18.95		
11	19.20		
12	29.06		
13	19.38		
14	24.78		
15	19.74		
16			

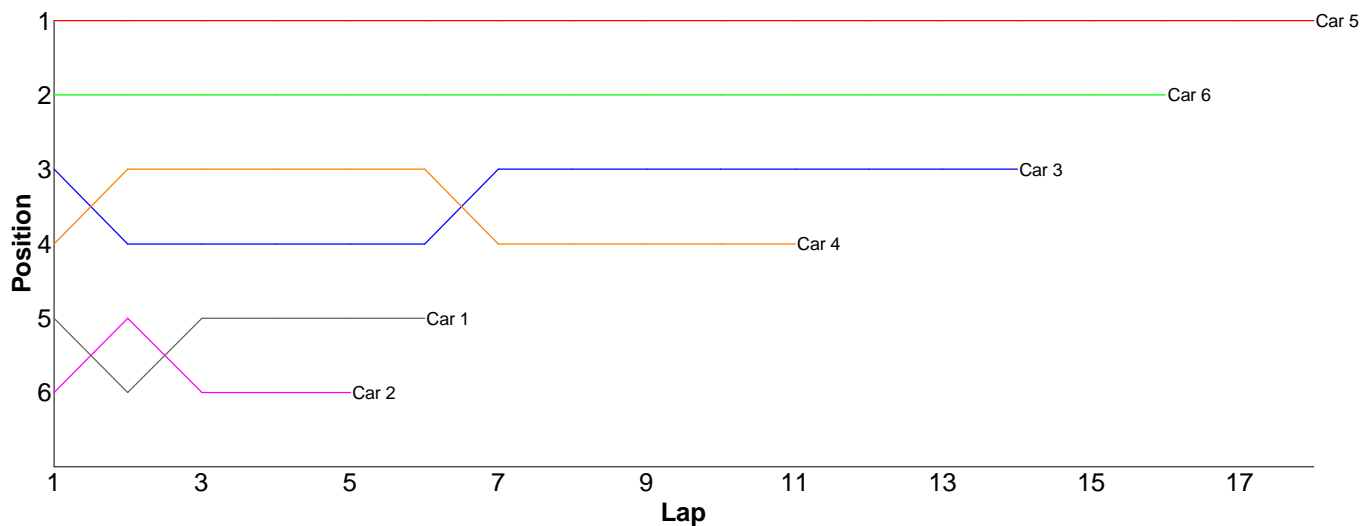


Heat 2 - Round 2 (13.5 Stock)

Pos	Car	Form	Name	Car Make	Result	Ave	Best
1	5		Rob Warren	Xray	18 / 306.03	17.00	16.36
2	6		Stelios Bishop	Xray	16 / 302.27	18.89	17.45
3	3		Ross Dilanda	Schumacher	14 / 308.56	22.04	18.42
4	4		David Riley	Associated	11 / 301.82	27.43	17.95
5	1		Keith Aldridge	Photon	6 / 310.03	51.67	16.12
6	2		Mark Somerville	Xray	5 / 302.14	60.42	16.29

Lap	Car 1	Car 2	Car 3	Car 4	Car 5	Car 6
-----	-------	-------	-------	-------	-------	-------

1	223.33	226.66	20.40	20.76	17.00	18.10
2	20.56	16.29	19.56	18.66	17.08	17.82
3	17.44	21.00	44.35	18.67	17.51	17.45
4	16.12	16.91	19.52	19.60	17.28	17.95
5	16.40	21.28	21.04	18.62	17.04	17.75
6	16.18		19.92	17.95	16.74	22.47
7			18.85	110.19	16.83	18.08
8			19.15	18.99	16.75	27.05
9			18.42	19.51	16.54	18.89
10			18.78	18.46	16.98	17.62
11			19.03	20.41	16.81	17.94
12			24.55		16.92	18.15
13			25.34		16.36	17.86
14			19.65		16.55	17.88
15					16.62	18.80
16					16.68	18.46
17					19.66	
18					16.68	
19						

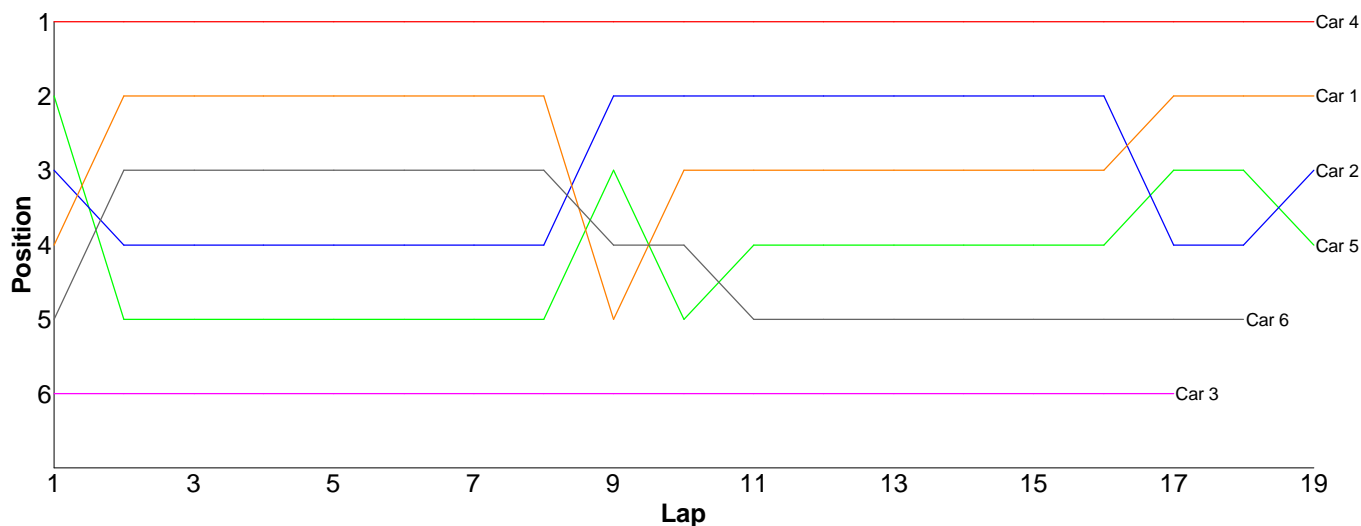


Heat 3 - Round 2 (13.5 Stock)

Pos	Car	Form	Name	Car Make	Result	Ave	Best
1	4	F2	Gerald Page	Tamiya	19 / 301.17	15.85	15.06
2	1	F2	Gary Fuller	Schumacher	19 / 311.29	16.38	15.44
3	2	F2	Ian Cairns	Schumacher	19 / 313.82	16.51	15.73
4	5	F2	Chris Howard	Xray	19 / 313.96	16.52	15.69
5	6	F2	Mike Vorley	Schumacher	18 / 308.58	17.14	15.57
6	3	F2	Scott Stokes	Xray	17 / 302.55	17.79	15.85

Lap	Car 1	Car 2	Car 3	Car 4	Car 5	Car 6
-----	-------	-------	-------	-------	-------	-------

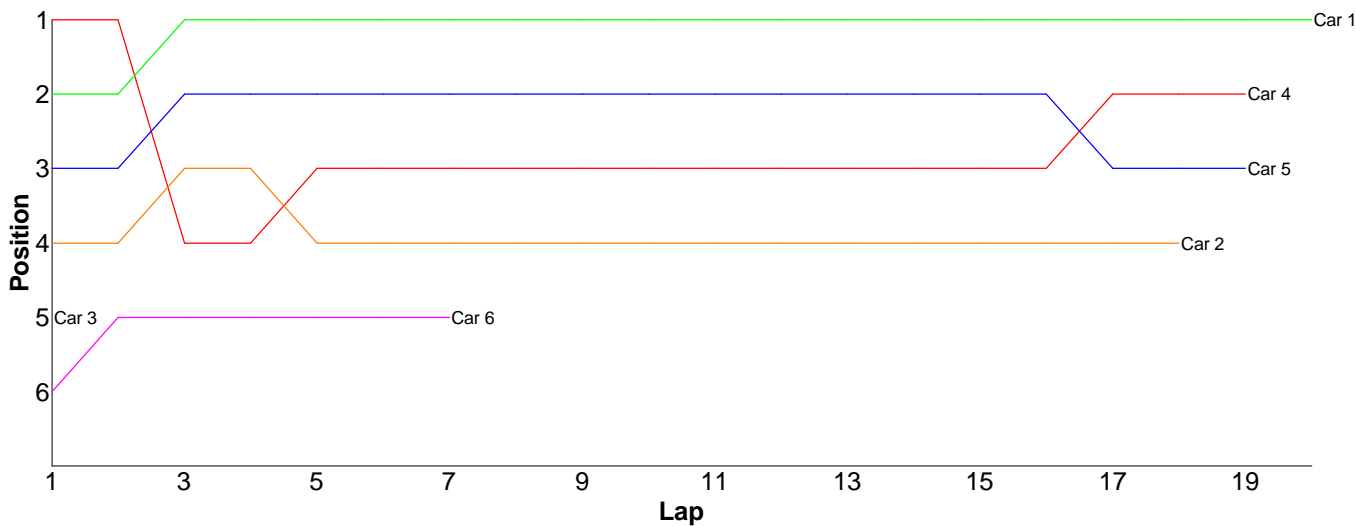
1	16.23	16.16	17.19	15.67	16.10	16.55
2	15.60	16.49	16.75	15.81	16.69	16.00
3	15.54	15.86	21.56	15.44	17.70	15.57
4	15.65	16.07	17.04	15.06	16.24	15.80
5	16.30	15.73	16.62	15.64	16.17	16.03
6	15.80	15.97	20.33	15.70	15.92	15.82
7	16.25	16.28	20.86	15.62	15.75	16.36
8	15.96	16.12	16.21	15.64	15.76	16.39
9	22.11	16.04	15.99	15.66	16.07	19.53
10	15.88	16.01	16.82	15.60	20.77	18.23
11	17.02	18.98	17.23	15.60	16.71	19.02
12	16.03	16.44	15.85	19.37	15.96	16.09
13	15.44	15.96	17.09	15.65	16.64	16.00
14	17.08	16.44	16.91	15.67	16.08	15.92
15	15.80	16.41	17.26	15.77	16.18	20.55
16	15.63	15.80	22.47	15.54	16.11	15.85
17	15.93	20.43	16.37	16.15	15.69	22.60
18	17.12	16.47		15.78	16.92	16.27
19	15.92	16.16		15.80	16.50	
20						



Heat 4 - Round 2 (13.5 Stock)

Pos	Car	Form	Name	Car Make	Result	Ave	Best
1	1	F1	James Davis	Tamiya	20 / 315.41	15.77	15.30
2	4	F2	Kevin Bissell	Xray	19 / 305.26	16.06	14.96
3	5	F2	Kyle Fuller (J)	Xray	19 / 307.56	16.18	15.85
4	2	F1	Jamie Gill	Yokomo	18 / 310.84	17.26	15.32
5	6	F2	Jon Wilkins	Schumacher	7 / 305.06	43.58	15.58
6	3	F2	Kieran Stokes (J)	Xray	1 / 16.78	16.78	16.78

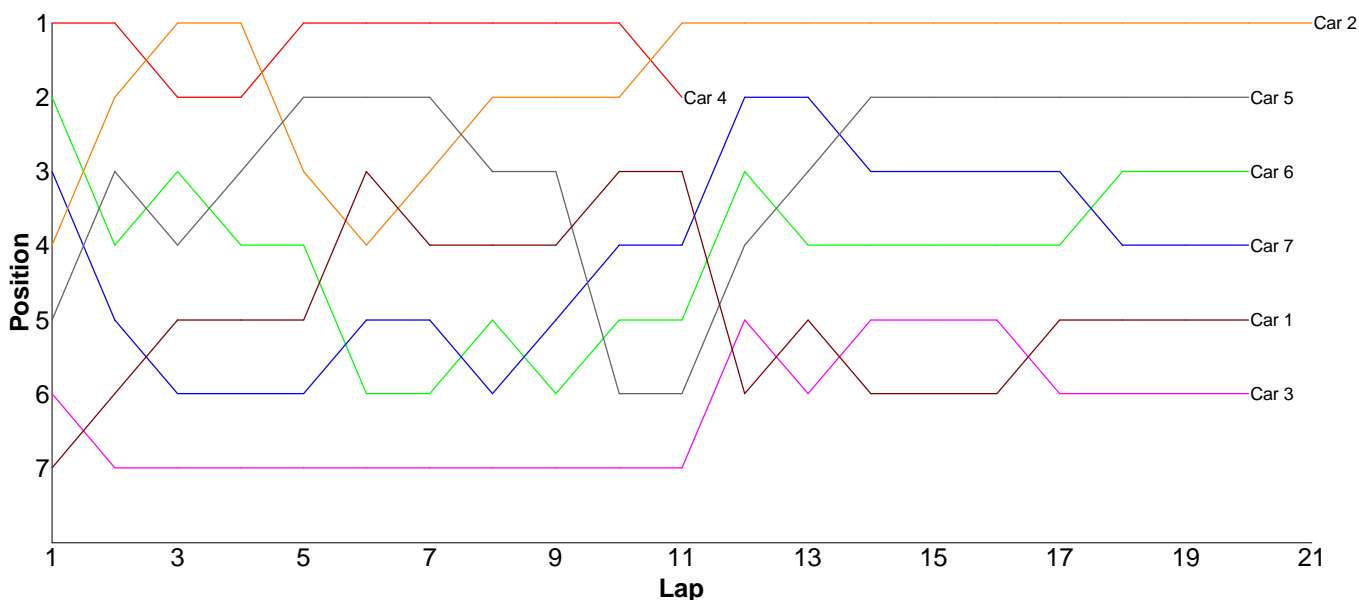
Lap	Car 1	Car 2	Car 3	Car 4	Car 5	Car 6
1	15.81	16.28	16.78	15.46	15.91	201.36
2	15.91	17.34		15.70	17.07	15.66
3	15.73	16.52		20.95	16.34	15.58
4	15.62	15.87		15.19	15.97	15.84
5	16.09	21.24		19.93	15.85	25.20
6	15.68	16.10		15.55	15.86	15.78
7	15.52	15.78		16.11	15.91	15.64
8	15.33	15.32		15.31	16.37	
9	15.30	22.30		15.60	16.02	
10	16.88	16.59		15.70	16.36	
11	15.81	15.73		16.16	16.37	
12	15.38	15.77		15.64	16.31	
13	15.67	17.15		14.96	15.91	
14	16.23	16.69		15.38	16.04	
15	15.63	19.20		15.60	16.07	
16	15.60	16.17		15.44	15.98	
17	15.88	15.51		15.42	15.96	
18	15.80	21.28		15.50	16.19	
19	15.79			15.66	17.07	
20	15.75					
21						



Heat 5 - Round 2 (13.5 Stock)

Pos	Car	Form	Name	Car Make	Result	Ave	Best
1	2	F1	Nick Adams	Xray	21 / 311.70	14.84	14.18
2	5	F2	David Johnson	Schumacher	20 / 304.67	15.23	14.68
3	6	F1	Tim Webb	Hot Bodies	20 / 305.40	15.27	14.80
4	7	F1	David Clift	Schumacher	20 / 305.53	15.27	14.85
5	1	F1	Joe Jenyavanija	Schumacher	20 / 311.85	15.59	14.59
6	3	F2	Dave Skelton	Xray	20 / 313.94	15.69	15.21
7	4	F1	Rob Baxter	Xray	11 / 164.06	14.91	14.69

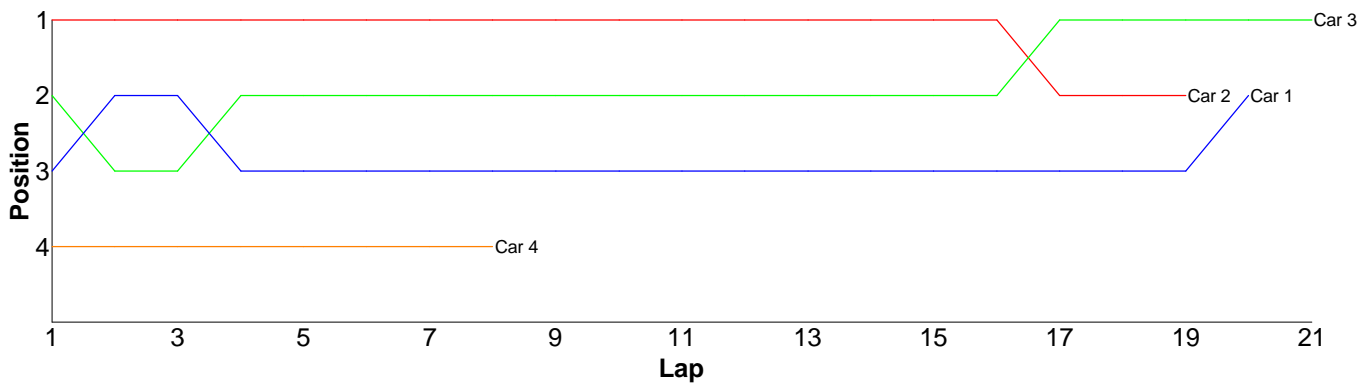
Lap	Car 1	Car 2	Car 3	Car 4	Car 5	Car 6	Car 7
1	16.12	15.08	15.54	14.73	15.30	14.99	15.07
2	14.71	14.64	15.65	14.74	14.78	15.16	15.40
3	14.76	14.18	15.44	14.89	15.24	14.95	15.48
4	15.37	14.82	15.49	14.69	15.10	15.55	15.33
5	15.18	17.19	15.31	14.94	14.87	15.40	14.97
6	14.78	15.11	15.21	14.82	15.05	15.14	14.85
7	14.80	14.51	15.84	15.00	15.17	15.06	15.08
8	14.80	14.50	15.50	15.05	14.80	14.80	15.09
9	15.35	14.76	15.90	15.02	15.27	15.40	14.94
10	14.76	14.68	16.11	15.14	16.24	15.15	15.01
11	14.60	14.55	16.96	15.04	15.17	15.29	15.19
12	23.76	14.71	15.54		15.87	15.71	15.46
13	14.99	14.55	15.74		14.68	15.41	15.12
14	18.53	14.60	15.87		14.99	15.35	15.65
15	14.59	14.48	15.37		15.00	15.12	15.19
16	14.89	14.92	16.25		15.18	15.37	15.80
17	15.01	15.55	15.74		15.55	15.27	15.46
18	14.93	14.66	15.29		15.66	15.20	15.74
19	14.91	15.15	15.71		15.43	15.54	15.52
20	15.01	14.42	15.48		15.32	15.54	15.18
21		14.64					
22							



Heat 6 - Round 2 (10.5 ProStk)

Pos	Car	Form	Name	Car Make	Result	Ave	Best
1	3		Ed Clark	Losi	21 / 314.25	14.96	14.41
2	1		Steve Lissamore	Losi	20 / 310.20	15.51	14.55
3	2	F1	Jamie Vassallo	Schumacher	19 / 285.09	15.00	14.22
4	4		Ashley Finch	Photon	8 / 305.10	38.13	14.68

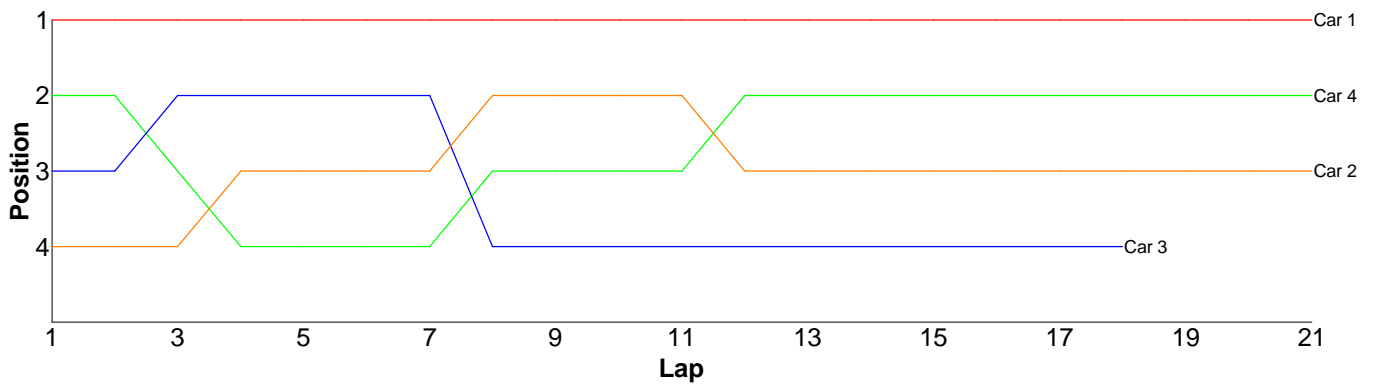
Lap	Car 1	Car 2	Car 3	Car 4
1	15.58	14.47	14.79	199.51
2	14.55	14.62	17.85	15.01
3	14.73	14.22	14.76	15.46
4	19.69	15.08	14.93	14.97
5	14.89	14.55	14.94	15.52
6	14.76	14.54	14.41	14.90
7	14.67	14.64	14.74	15.05
8	14.98	14.55	14.49	14.68
9	16.50	14.77	14.71	
10	15.45	15.00	15.08	
11	15.37	14.62	14.82	
12	17.74	14.61	14.42	
13	15.13	14.74	14.81	
14	15.26	14.34	15.32	
15	15.43	21.16	15.88	
16	15.16	14.75	15.04	
17	15.07	15.03	14.59	
18	15.19	14.77	14.76	
19	15.07	14.63	14.51	
20	14.98		14.65	
21			14.75	
22				



Heat 7 - Round 2 (10.5 ProStk)

Pos	Car	Form	Name	Car Make	Result	Ave	Best
1	1	F1	Ben Cane	Schumacher	21 / 304.29	14.49	14.13
2	4	F1	Matthew Quinlisk	Schumacher	21 / 306.04	14.57	14.23
3	2		Alex Gardiner	Schumacher	21 / 308.50	14.69	14.25
4	3	F1	Kieran Clift (J)	Schumacher	18 / 302.71	16.81	14.21

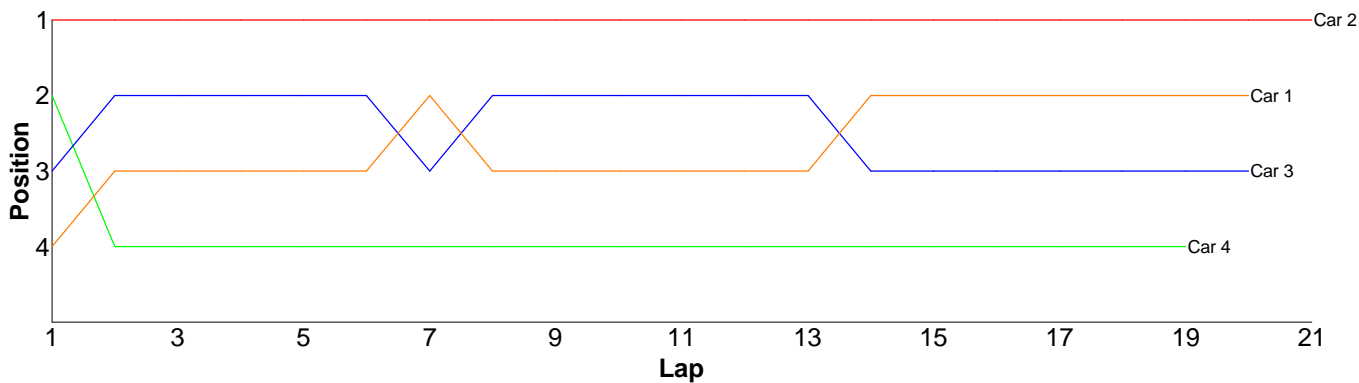
Lap	Car 1	Car 2	Car 3	Car 4
1	14.27	14.73	14.49	14.41
2	14.15	14.25	14.34	14.26
3	14.38	14.65	14.33	14.52
4	14.26	14.94	14.51	17.67
5	14.23	14.52	14.21	14.45
6	14.13	14.55	14.45	14.41
7	14.32	14.52	15.41	14.47
8	16.83	14.88	48.32	14.53
9	14.49	14.61	14.74	14.51
10	14.57	14.59	14.38	14.23
11	14.29	14.83	14.40	14.40
12	14.14	16.16	21.47	14.37
13	14.87	14.60	14.56	14.43
14	14.40	14.80	14.46	14.41
15	14.30	15.21	14.65	14.46
16	14.38	14.37	14.73	14.39
17	14.32	14.44	14.59	14.56
18	14.34	14.41	14.67	14.37
19	14.64	14.46		14.37
20	14.58	14.37		14.56
21	14.40	14.61		14.26
22				



Heat 8 - Round 2 (Modified)

Pos	Car	Form	Name	Car Make	Result	Ave	Best
1	2		Chris O'donoghue	Photon	21 / 313.28	14.91	14.59
2	1		Chris House	Photon	20 / 309.69	15.48	14.66
3	3		John Hyde	Schumacher	20 / 315.01	15.75	14.83
4	4		Mark Passingham	Schumacher	19 / 311.47	16.39	14.92

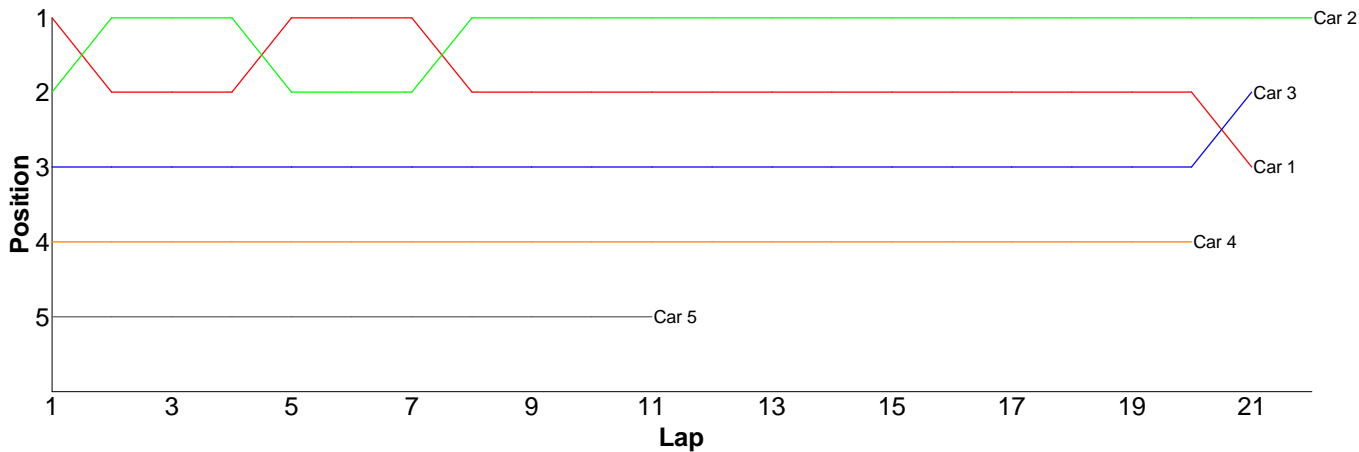
Lap	Car 1	Car 2	Car 3	Car 4
1	19.34	15.42	15.83	15.51
2	15.16	15.35	15.66	23.37
3	15.03	15.02	15.63	15.75
4	15.09	14.82	15.41	15.63
5	14.93	14.59	15.30	15.21
6	15.31	14.76	16.65	15.52
7	14.66	14.76	15.16	15.05
8	15.49	14.97	15.14	15.79
9	15.85	14.89	15.47	15.28
10	15.37	15.09	15.18	15.01
11	15.25	15.19	15.43	16.45
12	15.45	14.66	15.37	15.48
13	14.94	14.83	15.24	15.65
14	15.20	14.65	21.53	14.92
15	15.37	14.62	15.44	16.16
16	15.70	15.17	15.46	15.55
17	15.50	14.59	14.83	15.83
18	15.59	14.68	15.24	22.07
19	15.38	14.83	15.67	17.24
20	15.08	15.19	15.37	
21		15.20		
22				



Heat 9 - Round 2 (Modified)

Pos	Car	Form	Name	Car Make	Result	Ave	Best
1	2		Brian Eldridge	Photon	22 / 311.53	14.16	13.99
2	3		Ben Ingram	Photon	21 / 302.78	14.41	14.14
3	1		Chris Delves	Losi	21 / 309.83	14.75	13.93
4	4		Jordan Mckulsky (J)	Photon	20 / 300.07	15.00	14.03
5	5		Marlon Mckulsky	Associated	11 / 178.51	16.22	14.63

Lap	Car 1	Car 2	Car 3	Car 4	Car 5
1	14.01	14.06	14.72	14.87	15.20
2	14.09	14.00	14.33	14.72	16.44
3	14.03	14.01	14.40	14.68	15.17
4	14.13	14.05	14.67	14.43	14.82
5	13.93	14.12	14.22	14.41	14.91
6	14.05	14.15	14.47	14.76	14.63
7	14.05	14.22	14.23	14.62	15.75
8	14.56	14.12	14.42	14.84	18.49
9	14.20	13.99	14.33	14.25	14.98
10	14.20	14.10	14.29	14.39	14.84
11	14.24	14.16	14.14	14.03	23.28
12	14.15	14.15	14.40	14.10	
13	14.12	14.21	14.51	21.33	
14	14.31	14.13	14.53	14.53	
15	14.08	14.13	14.35	14.45	
16	16.18	14.32	14.31	15.71	
17	14.25	14.16	14.69	15.54	
18	14.09	14.19	14.51	14.76	
19	15.21	14.36	14.39	14.83	
20	14.31	14.21	14.48	14.82	
21	23.64	14.27	14.39		
22		14.42			
23					

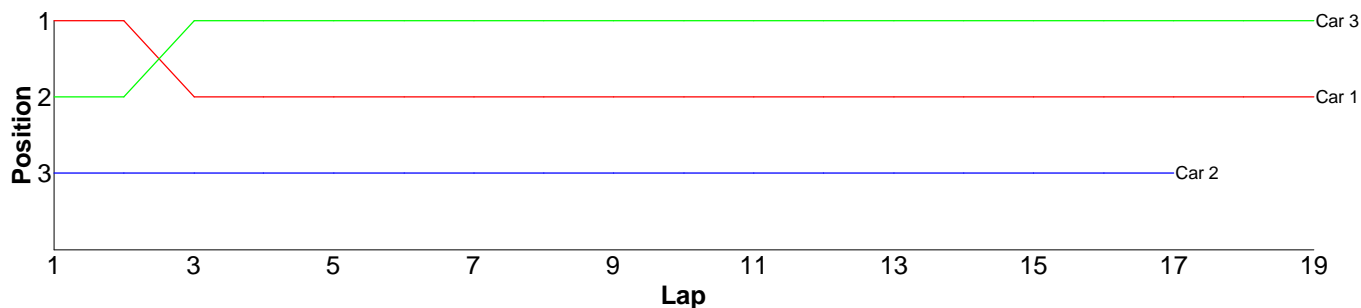


Heat 10 - Round 2 (<GT>)

Pos	Car	Form	Name	Class	Car Make	Result	Ave	Best
1	3		Mark Fagan	GT1	Associated	19 / 304.57	16.03	15.47
2	1	F1	Nigel Moss	GT2	CRC	19 / 315.88	16.62	15.78
3	2		Mike Vorley	GT1	Xray	17 / 313.49	18.44	16.18

Lap Car 1 Car 2 Car 3

1	16.23	17.81	16.38
2	15.83	16.60	15.89
3	15.78	18.84	15.47
4	16.10	17.97	15.62
5	15.92	19.67	16.01
6	16.70	18.86	16.44
7	16.18	16.68	16.00
8	15.85	16.18	15.82
9	16.25	18.48	16.23
10	16.32	17.39	16.13
11	16.54	16.76	16.31
12	17.08	16.41	16.04
13	16.20	19.23	16.01
14	21.83	18.90	15.93
15	16.99	17.91	15.76
16	16.14	19.73	16.15
17	16.60	26.07	16.26
18	16.87		16.05
19	16.47		16.07
20			




Heat 1 - Round 3 (17.5 Sport)

Pos	Car	Form	Name	Car Make	Result	Ave	Best
1	1	F2	Mick Barnes	Xray	16 / 309.23	19.32	17.48
2	3	F2	Jason Elliot	Associated	13 / 305.38	23.49	18.30
3	2	F2	Gareth Harding	Hot Bodies	0 / 0.00	0.00	0.00

Lap Car 1 Car 2 Car 3

1	25.94		19.70
2	18.27		18.69
3	17.79		18.30
4	17.76		19.16
5	19.89		21.65
6	17.48		20.16
7	18.24		19.96
8	17.97		24.97
9	17.78		50.12
10	18.62		29.04
11	19.85		24.43
12	18.22		19.44
13	25.42		19.76
14	19.72		
15	17.68		
16	18.60		
17			

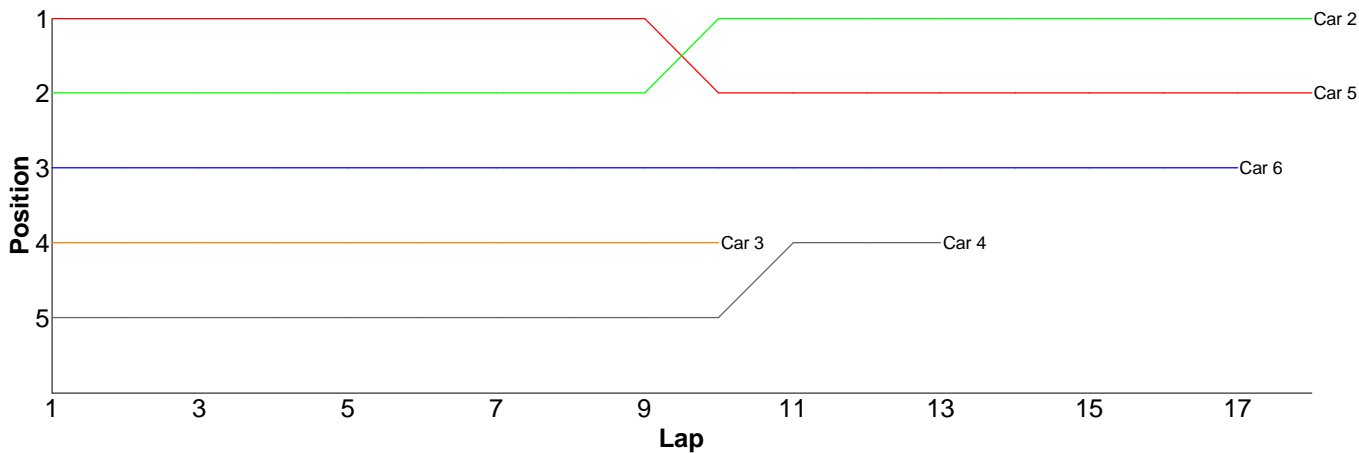


Heat 2 - Round 3 (13.5 Stock)

Pos	Car	Form	Name	Car Make	Result	Ave	Best
1	2		Mark Somerville	Xray	18 / 301.16	16.73	16.14
2	5		Rob Warren	Xray	18 / 302.62	16.81	16.03
3	6		Stelios Bishop	Xray	17 / 310.05	18.23	17.57
4	4		David Riley	Associated	13 / 306.15	23.55	18.74
5	3		Ross Dilanda	Schumacher	10 / 226.40	22.64	19.08
6	1		Keith Aldridge	Photon	0 / 0.00	0.00	0.00

Lap	Car 1	Car 2	Car 3	Car 4	Car 5	Car 6
-----	-------	-------	-------	-------	-------	-------

1		17.00	19.08	19.62	16.49	18.21
2		16.51	20.65	30.61	16.03	18.30
3		16.19	20.53	24.50	16.22	19.35
4		16.37	19.21	19.15	16.14	18.29
5		16.63	19.44	24.38	16.16	17.85
6		16.14	19.33	18.74	16.45	17.57
7		17.59	25.98	27.96	16.21	18.18
8		17.18	21.22	26.32	16.09	17.69
9		16.25	19.86	24.25	16.38	18.76
10		17.18	41.10	20.08	24.45	18.87
11		16.56		24.58	16.39	18.29
12		16.60		18.94	16.65	17.76
13		16.92		27.02	16.57	18.47
14		16.65			16.25	19.00
15		16.81			16.30	17.67
16		16.73			16.35	18.05
17		17.03			16.81	17.74
18		16.82			16.68	
19						

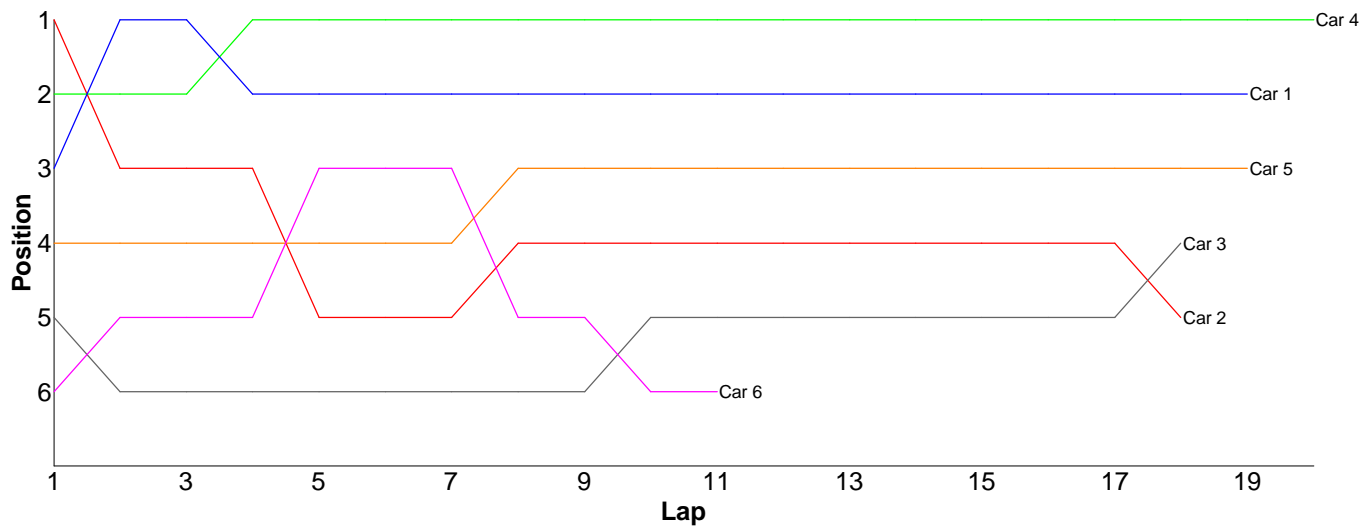


Heat 3 - Round 3 (13.5 Stock)

Pos	Car	Form	Name	Car Make	Result	Ave	Best
1	4	F2	Gerald Page	Tamiya	20 / 310.27	15.51	15.27
2	1	F2	Gary Fuller	Schumacher	19 / 304.94	16.04	15.40
3	5	F2	Chris Howard	Xray	19 / 309.26	16.27	15.54
4	3	F2	Scott Stokes	Xray	18 / 300.35	16.68	15.73
5	2	F2	Ian Cairns	Schumacher	18 / 301.15	16.73	15.58
6	6	F2	Mike Vorley	Schumacher	11 / 186.41	16.94	15.83

Lap	Car 1	Car 2	Car 3	Car 4	Car 5	Car 6
-----	-------	-------	-------	-------	-------	-------

1	15.79	15.58	16.25	15.78	16.03	16.68
2	15.54	16.09	21.54	15.68	16.19	17.19
3	15.42	16.84	17.40	15.62	17.95	16.33
4	15.82	16.89	16.36	15.43	15.69	16.28
5	15.95	19.22	16.29	15.27	18.24	16.02
6	15.81	16.59	15.73	15.81	16.50	16.02
7	15.60	17.01	17.60	15.46	16.29	16.28
8	15.95	17.08	16.39	15.40	16.06	22.58
9	15.75	16.43	15.97	15.44	15.74	15.83
10	21.15	17.07	15.91	15.64	16.06	16.23
11	16.05	15.94	15.99	15.41	15.77	16.97
12	15.70	16.15	16.02	15.88	15.93	
13	15.68	16.35	16.27	15.43	15.97	
14	15.61	15.95	15.92	15.54	16.70	
15	15.80	16.30	15.99	15.29	15.54	
16	15.56	16.27	16.49	15.53	15.95	
17	15.40	17.75	17.58	15.43	15.76	
18	16.13	17.64	16.65	15.29	15.78	
19	16.23			15.67	17.11	
20				15.27		
21						

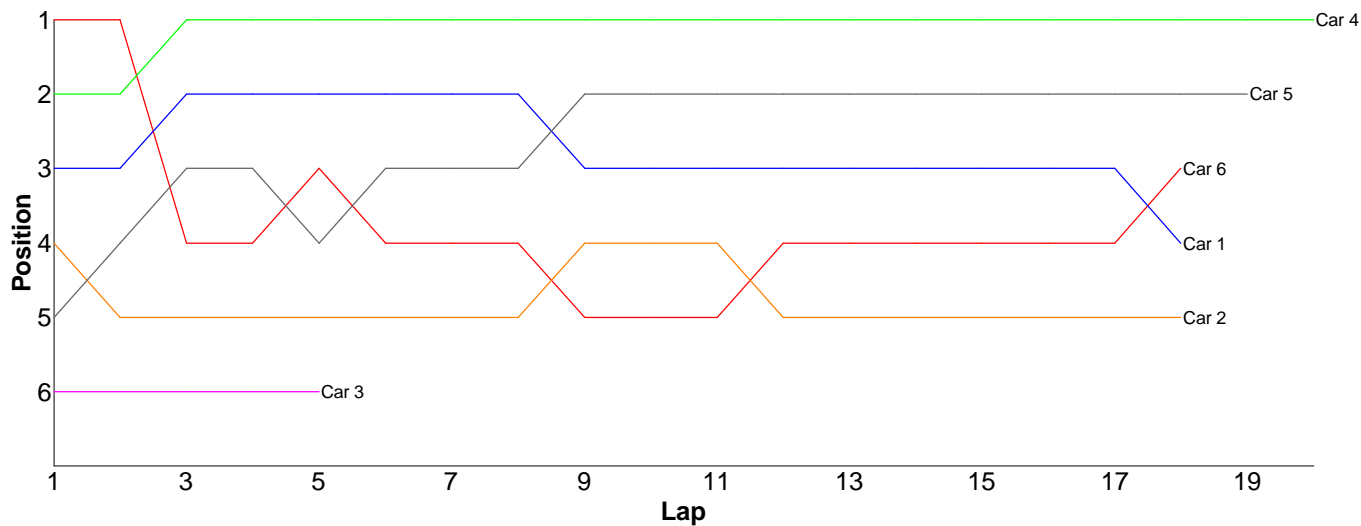


Heat 4 - Round 3 (13.5 Stock)

Pos	Car	Form	Name	Car Make	Result	Ave	Best
1	4	F2	Kevin Bissell	Xray	20 / 314.49	15.72	15.13
2	5	F2	Kyle Fuller (J)	Xray	19 / 301.39	15.86	15.40
3	6	F2	Jon Wilkins	Schumacher	18 / 300.65	16.70	15.15
4	1	F1	James Davis	Tamiya	18 / 301.13	16.72	15.32
5	2	F1	Jamie Gill	Yokomo	18 / 308.33	17.12	15.33
6	3	F2	Kieran Stokes (J)	Xray	5 / 118.54	23.70	17.27

Lap	Car 1	Car 2	Car 3	Car 4	Car 5	Car 6
-----	-------	-------	-------	-------	-------	-------

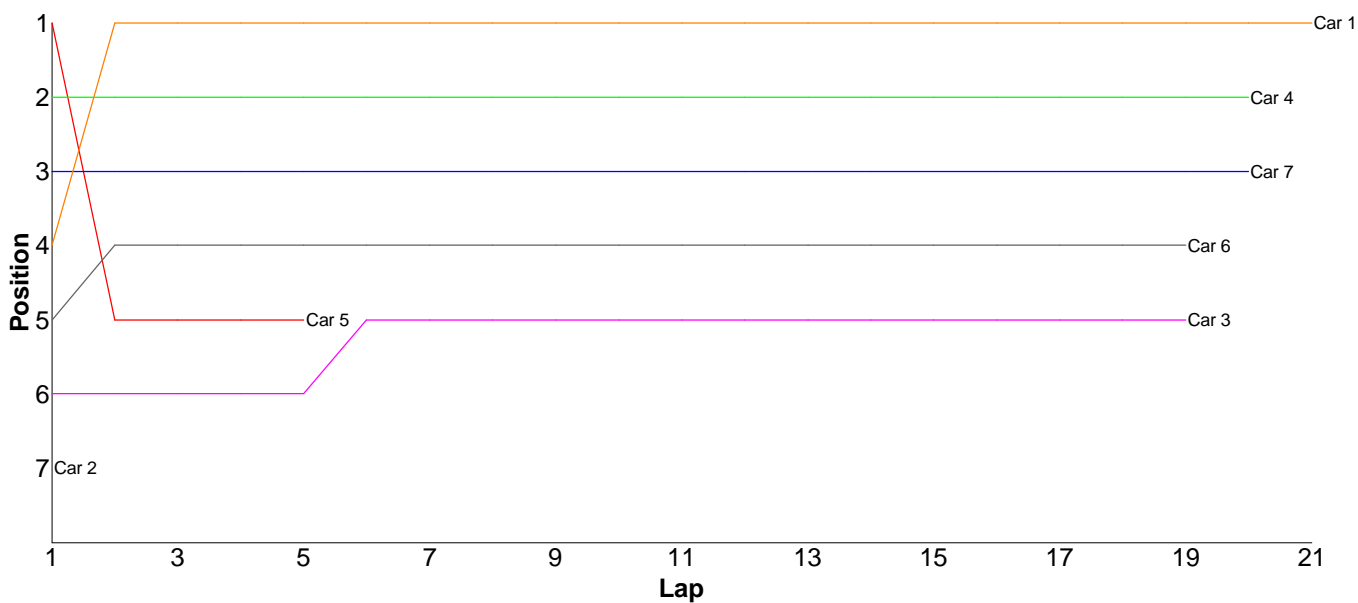
1	15.60	16.21	17.27	15.57	16.37	15.15
2	15.97	16.29	20.31	15.42	15.42	15.72
3	15.71	15.33	19.59	15.13	15.52	16.90
4	15.68	22.60	38.81	16.02	15.94	15.68
5	15.85	16.19	22.56	15.15	16.11	15.63
6	15.32	15.67		15.27	15.63	17.41
7	15.58	15.97		15.70	15.40	18.03
8	15.44	15.87		15.78	15.68	16.15
9	16.96	15.90		15.63	15.66	20.84
10	18.31	16.72		16.17	15.86	16.68
11	20.63	15.58		16.60	15.73	19.77
12	16.17	22.77		15.43	15.92	15.81
13	15.63	16.00		15.96	15.71	16.11
14	17.19	16.53		15.48	16.14	15.80
15	16.05	16.86		15.69	16.52	15.51
16	15.91	15.73		15.60	16.20	15.78
17	20.69	21.70		15.68	15.91	16.52
18	18.44	16.41		16.11	15.73	17.16
19				16.46	15.94	
20				15.64		
21						



Heat 5 - Round 3 (13.5 Stock)

Pos	Car	Form	Name	Car Make	Result	Ave	Best
1	1	F1	Joe Jenyavanija	Schumacher	21 / 314.61	14.98	14.74
2	4	F1	Rob Baxter	Xray	20 / 308.41	15.42	14.93
3	7	F1	David Clift	Schumacher	20 / 314.75	15.73	15.09
4	6	F1	Tim Webb	Hot Bodies	19 / 306.66	16.14	15.15
5	3	F2	Dave Skelton	Xray	19 / 308.18	16.22	14.71
6	5	F2	David Johnson	Schumacher	5 / 80.93	16.18	14.53
7	2	F1	Nick Adams	Xray	1 / 21.85	21.85	21.85

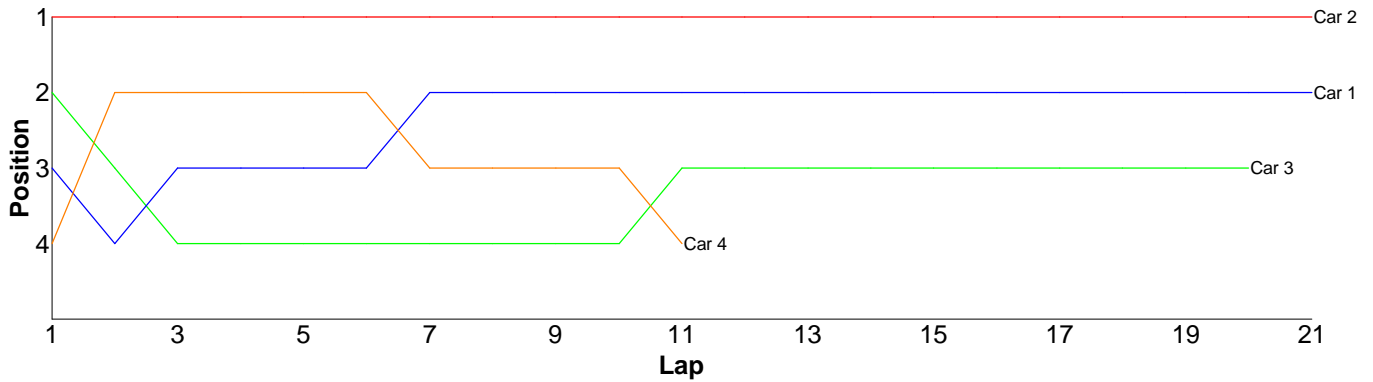
Lap	Car 1	Car 2	Car 3	Car 4	Car 5	Car 6	Car 7
1	15.15	21.85	18.72	14.98	14.53	15.39	15.09
2	14.74		16.66	15.12	20.50	15.92	15.25
3	15.09		16.06	15.40	14.85	16.01	15.20
4	15.05		18.87	14.93	15.30	15.27	15.46
5	14.96		21.87	15.24	15.75	15.15	15.51
6	14.90		15.13	16.47		15.76	15.69
7	14.88		15.78	14.96		15.66	15.25
8	15.02		14.94	15.15		17.35	15.35
9	15.33		15.66	15.27		16.44	18.18
10	14.97		14.71	15.50		20.87	15.79
11	15.08		14.79	15.58		16.07	16.01
12	14.93		15.10	15.75		15.71	15.61
13	14.85		15.13	15.38		15.54	15.59
14	14.82		19.76	15.26		15.76	15.74
15	15.46		15.21	15.40		16.46	15.78
16	14.92		14.73	15.82		15.65	15.50
17	14.88		15.04	15.61		16.08	15.53
18	15.09		14.86	15.44		15.66	15.27
19	14.91		15.16	15.87		15.91	16.69
20	14.84			15.28			16.26
21	14.74						
22							



Heat 6 - Round 3 (10.5 ProStk)

Pos	Car	Form	Name	Car Make	Result	Ave	Best
1	2	F1	Jamie Vassallo	Schumacher	21 / 310.56	14.78	14.34
2	1		Steve Lissamore	Losi	21 / 311.85	14.85	14.43
3	3		Ed Clark	Losi	20 / 308.98	15.44	14.66
4	4		Ashley Finch	Photon	11 / 212.72	19.33	14.61

Lap	Car 1	Car 2	Car 3	Car 4
1	15.22	14.56	14.76	15.51
2	15.78	14.79	15.67	14.80
3	14.61	14.81	15.59	14.71
4	14.83	14.53	15.52	14.67
5	14.59	14.55	15.15	14.77
6	14.43	14.34	14.78	14.61
7	14.46	14.85	15.72	14.98
8	14.88	14.67	15.28	15.30
9	14.76	14.76	16.16	15.80
10	14.61	14.84	15.12	16.49
11	14.79	14.96	14.75	61.08
12	14.88	14.55	14.66	
13	15.09	14.90	15.49	
14	14.92	14.43	14.89	
15	14.54	14.81	19.26	
16	14.88	15.75	14.82	
17	15.22	15.12	14.76	
18	14.76	14.62	15.64	
19	14.73	14.76	14.96	
20	15.06	14.96	16.00	
21	14.81	15.00		
22				

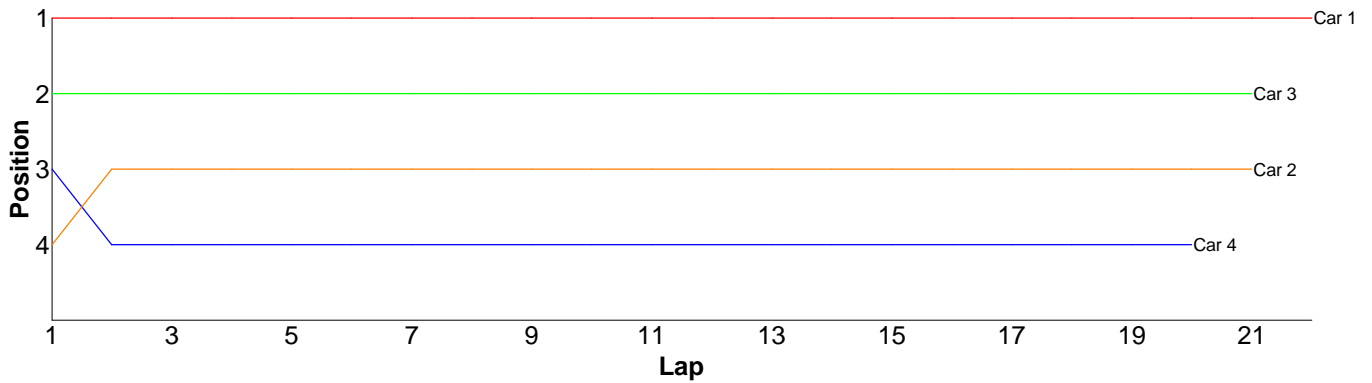


Heat 7 - Round 3 (10.5 ProStk)

Pos	Car	Form	Name	Car Make	Result	Ave	Best
1	1	F1	Ben Cane	Schumacher	22 / 316.38	14.38	13.88
2	3	F1	Kieran Clift (J)	Schumacher	21 / 302.10	14.38	14.24
3	2		Alex Gardiner	Schumacher	21 / 310.22	14.77	14.45
4	4	F1	Matthew Quinlisk	Schumacher	20 / 306.27	15.31	14.18

Lap Car 1 Car 2 Car 3 Car 4

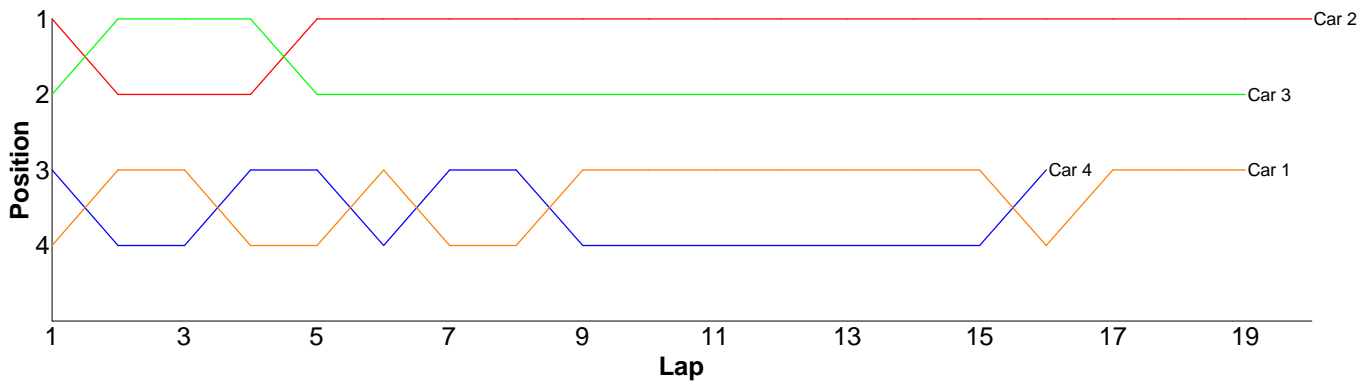
1	14.05	14.69	14.35	14.37
2	14.27	14.58	14.43	15.30
3	13.88	14.45	14.56	14.83
4	14.11	14.53	14.30	14.77
5	14.12	15.06	14.37	17.89
6	14.06	15.32	14.39	14.60
7	14.49	15.36	14.48	14.58
8	14.07	14.53	14.33	14.90
9	14.65	16.00	14.30	17.89
10	14.34	14.86	14.36	14.36
11	14.11	14.84	14.47	14.34
12	14.21	14.70	14.41	14.64
13	14.31	14.45	14.28	14.18
14	14.40	14.58	14.43	14.27
15	14.12	14.85	14.46	14.30
16	14.12	14.54	14.28	14.42
17	14.01	14.49	14.24	15.47
18	14.04	14.53	14.36	16.51
19	14.35	14.48	14.33	18.50
20	14.18	14.57	14.53	16.15
21	14.32	14.81	14.44	
22	18.17			
23				



Heat 8 - Round 3 (Modified)

Pos	Car	Form	Name	Car Make	Result	Ave	Best
1	2		Chris O'donoghue	Photon	20 / 302.16	15.10	14.66
2	3		John Hyde	Schumacher	19 / 301.74	15.88	15.18
3	1		Chris House	Photon	19 / 310.76	16.35	15.01
4	4		Mark Passingham	Schumacher	16 / 262.61	16.41	15.09

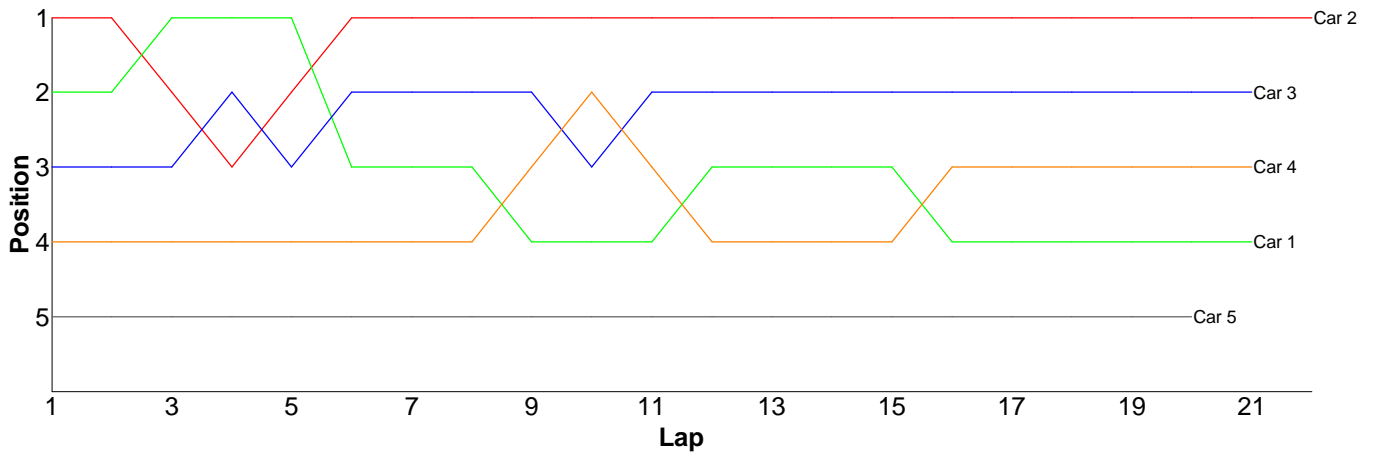
Lap	Car 1	Car 2	Car 3	Car 4
1	18.04	15.03	16.23	16.94
2	16.04	18.19	16.10	17.52
3	15.86	15.46	15.56	16.88
4	23.40	14.94	15.18	15.41
5	15.86	14.67	15.52	15.35
6	15.33	15.27	15.92	23.35
7	18.24	14.66	15.86	16.75
8	15.16	14.91	15.64	15.30
9	15.12	14.94	15.42	15.58
10	15.01	15.10	17.15	15.67
11	15.07	14.75	15.93	15.37
12	15.05	15.32	16.26	17.07
13	15.61	14.66	15.76	15.24
14	15.43	14.92	15.46	15.09
15	15.77	14.74	16.09	15.25
16	18.46	14.76	15.79	15.84
17	15.70	14.88	15.83	
18	15.93	15.10	16.50	
19	15.68	14.98	15.54	
20		14.88		
21				



Heat 9 - Round 3 (Modified)

Pos	Car	Form	Name	Car Make	Result	Ave	Best
1	2		Brian Eldridge	Photon	22 / 313.18	14.23	13.85
2	3		Ben Ingram	Photon	21 / 305.40	14.54	14.29
3	4		Jordan Mckulsky (J)	Photon	21 / 308.64	14.69	14.16
4	1		Chris Delves	Losi	21 / 308.95	14.71	14.09
5	5		Marlon Mckulsky	Associated	20 / 309.29	15.46	14.47

Lap	Car 1	Car 2	Car 3	Car 4	Car 5
1	14.33	14.19	14.79	15.13	15.37
2	14.54	13.85	14.55	14.61	14.82
3	14.24	15.46	14.38	14.68	15.01
4	14.23	14.80	14.47	14.64	16.39
5	14.17	13.94	14.31	14.64	15.60
6	16.12	14.05	14.70	14.16	15.24
7	14.47	14.00	14.61	14.60	14.81
8	14.67	14.16	14.29	14.41	15.47
9	14.87	14.37	14.89	14.16	14.88
10	14.66	14.00	14.55	14.22	22.03
11	14.45	14.38	14.46	15.08	15.20
12	14.25	14.12	14.68	15.42	15.13
13	14.36	14.04	14.47	15.99	14.80
14	14.09	14.35	14.29	14.84	14.72
15	15.45	14.17	14.61	14.45	14.47
16	18.30	14.08	14.35	14.90	15.38
17	14.33	14.20	14.70	14.33	14.84
18	14.37	14.11	14.59	14.22	14.78
19	14.52	14.20	14.66	15.34	14.81
20	14.30	14.32	14.50	14.34	15.54
21	14.23	14.27	14.55	14.48	
22		14.12			
23					

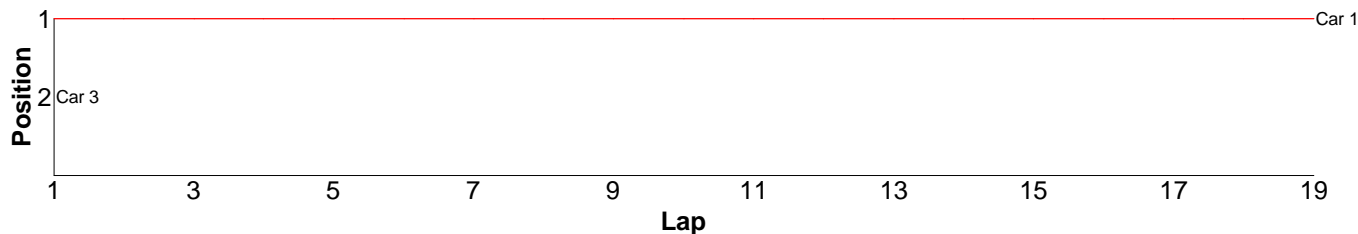


Heat 10 - Round 3 (<GT>)

Pos	Car	Form	Name	Class	Car Make	Result	Ave	Best
1	1	F1	Nigel Moss	GT2	CRC	19 / 307.70	16.19	15.86
2	3		Mark Fagan	GT1	Associated	1 / 16.80	16.80	16.80
3	2		Mike Vorley	GT1	Xray	0 / 0.00	0.00	0.00

Lap Car 1 Car 2 Car 3

Lap	Car 1	Car 2	Car 3
1	15.91		16.80
2	15.94		
3	16.34		
4	15.88		
5	15.97		
6	15.86		
7	15.93		
8	16.51		
9	16.22		
10	16.99		
11	16.12		
12	15.94		
13	16.01		
14	16.60		
15	16.46		
16	16.61		
17	16.09		
18	16.13		
19	16.19		
20			

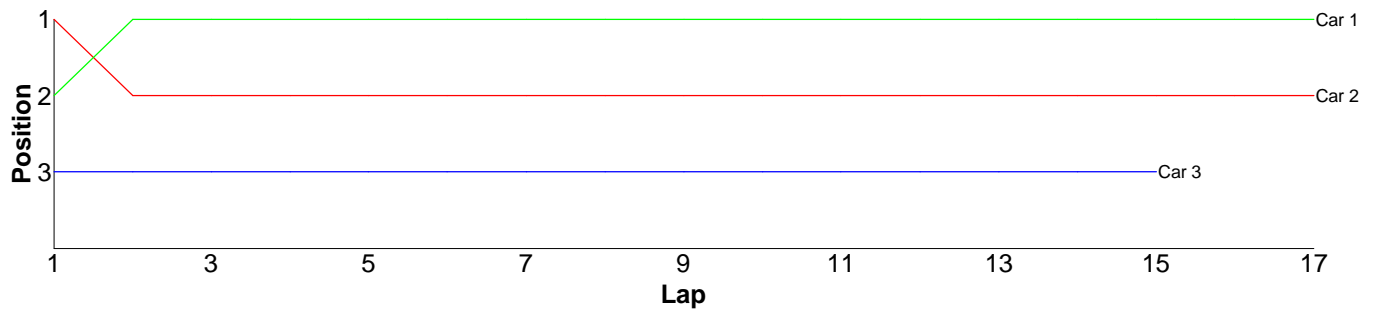


Heat 1 - Round 4 (17.5 Sport)

Pos	Car	Form	Name	Car Make	Result	Ave	Best
1	1	F2	Mick Barnes	Xray	17 / 306.12	18.00	17.23
2	2	F2	Gareth Harding	Hot Bodies	17 / 315.71	18.57	17.88
3	3	F2	Jason Elliot	Associated	15 / 309.23	20.61	18.40

Lap Car 1 Car 2 Car 3

Lap	Car 1	Car 2	Car 3
1	19.93	19.34	20.09
2	17.23	18.46	24.10
3	17.50	17.88	22.55
4	17.31	18.33	19.48
5	17.79	18.22	26.84
6	17.65	18.06	20.13
7	18.91	18.63	19.36
8	17.79	18.02	19.71
9	17.86	18.09	18.40
10	18.09	18.31	21.23
11	17.90	18.66	20.29
12	17.27	18.63	19.75
13	18.42	18.29	19.34
14	17.50	20.93	18.86
15	18.20	19.08	19.10
16	18.66	18.54	
17	18.11	18.24	
18			

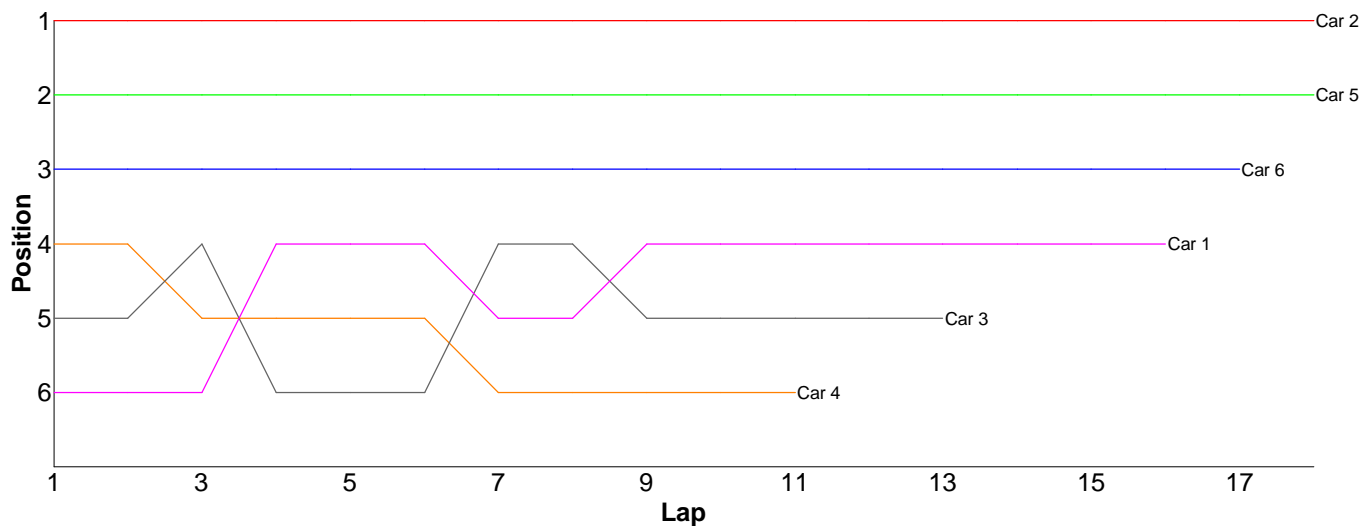


Heat 2 - Round 4 (13.5 Stock)

Pos	Car	Form	Name	Car Make	Result	Ave	Best
1	2		Mark Somerville	Xray	18 / 301.04	16.72	16.30
2	5		Rob Warren	Xray	18 / 307.30	17.07	16.55
3	6		Stelios Bishop	Xray	17 / 303.82	17.87	17.29
4	1		Keith Aldridge	Photon	16 / 306.37	19.14	15.81
5	3		Ross Dilanda	Schumacher	13 / 283.39	21.79	17.86
6	4		David Riley	Associated	11 / 256.43	23.31	19.13

Lap	Car 1	Car 2	Car 3	Car 4	Car 5	Car 6
-----	-------	-------	-------	-------	-------	-------

1	26.78	16.46	22.99	20.54	17.15	17.72
2	16.24	16.45	19.47	19.17	17.03	17.29
3	27.78	16.30	18.99	30.49	16.55	17.39
4	15.82	16.83	32.64	21.34	17.08	18.08
5	16.05	16.72	18.05	19.83	17.00	17.88
6	16.62	16.64	19.32	19.13	16.88	17.77
7	35.10	16.73	18.95	32.41	16.86	18.39
8	16.58	16.63	19.74	19.36	17.11	17.81
9	15.81	16.62	18.55	20.33	17.13	18.05
10	16.84	16.78	17.86	32.34	17.03	17.65
11	16.24	16.69	30.14	21.49	16.92	17.89
12	17.71	16.88	27.37		16.69	17.75
13	16.82	16.51	19.32		16.56	18.39
14	16.21	17.20			17.36	17.77
15	18.30	16.62			17.10	17.75
16	17.47	17.61			16.93	17.62
17		16.77			17.11	18.62
18		16.60			18.81	
19						

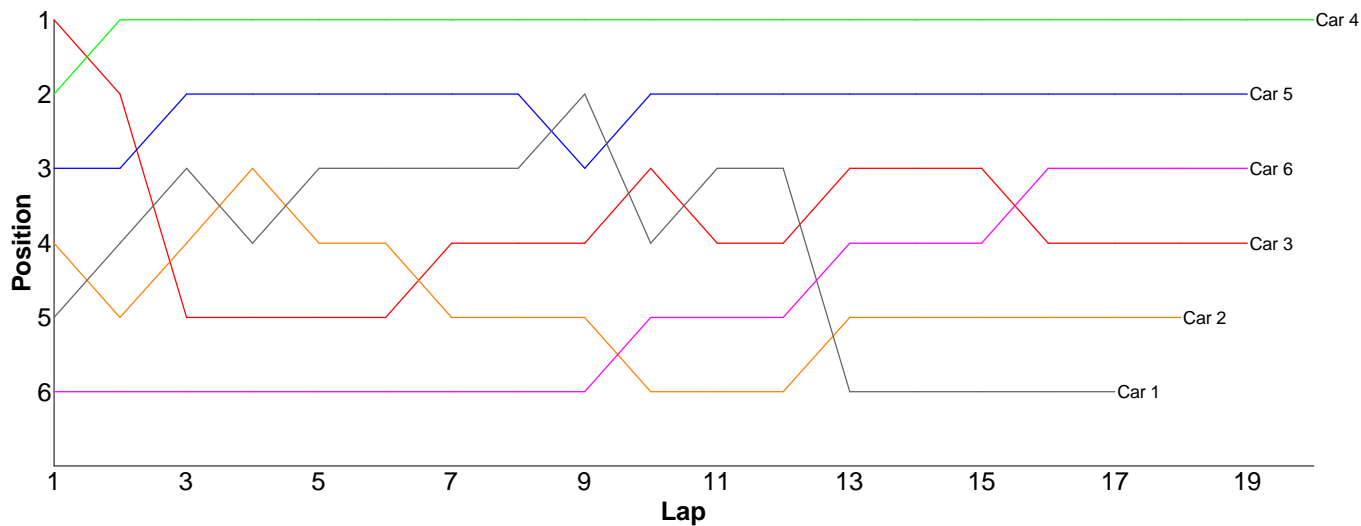


Heat 3 - Round 4 (13.5 Stock)

Pos	Car	Form	Name	Car Make	Result	Ave	Best
1	4	F2	Gerald Page	Tamiya	20 / 310.65	15.53	15.25
2	5	F2	Chris Howard	Xray	19 / 305.55	16.08	15.50
3	6	F2	Mike Vorley	Schumacher	19 / 312.31	16.43	15.28
4	3	F2	Scott Stokes	Xray	19 / 314.98	16.57	15.31
5	2	F2	Ian Cairns	Schumacher	18 / 301.68	16.76	15.72
6	1	F2	Gary Fuller	Schumacher	17 / 295.23	17.36	15.26

Lap	Car 1	Car 2	Car 3	Car 4	Car 5	Car 6
-----	-------	-------	-------	-------	-------	-------

1	16.27	16.24	15.53	15.53	15.85	16.78
2	15.79	15.88	15.75	15.28	15.50	15.66
3	15.73	16.99	19.41	15.53	15.75	19.18
4	18.81	16.84	16.22	15.71	15.73	16.68
5	15.31	16.61	16.61	15.61	15.85	17.47
6	15.42	16.73	16.80	15.49	15.94	16.89
7	15.34	20.75	17.96	15.47	16.00	17.75
8	15.73	17.21	15.84	15.57	16.31	18.09
9	15.93	15.88	15.73	16.17	17.58	15.76
10	22.65	17.52	16.38	15.74	16.07	15.56
11	15.26	16.07	16.57	15.25	16.09	15.60
12	16.21	15.72	16.38	15.71	15.87	15.63
13	26.45	16.62	15.31	15.42	15.81	15.28
14	15.61	16.55	16.49	15.44	16.85	15.55
15	16.55	16.24	16.66	15.54	15.99	16.33
16	15.92	15.91	18.69	15.41	16.16	15.76
17	22.25	17.33	16.66	15.50	15.83	15.83
18		16.59	15.68	15.31	16.44	15.88
19			16.31	15.47	15.93	16.63
20				15.50		
21						

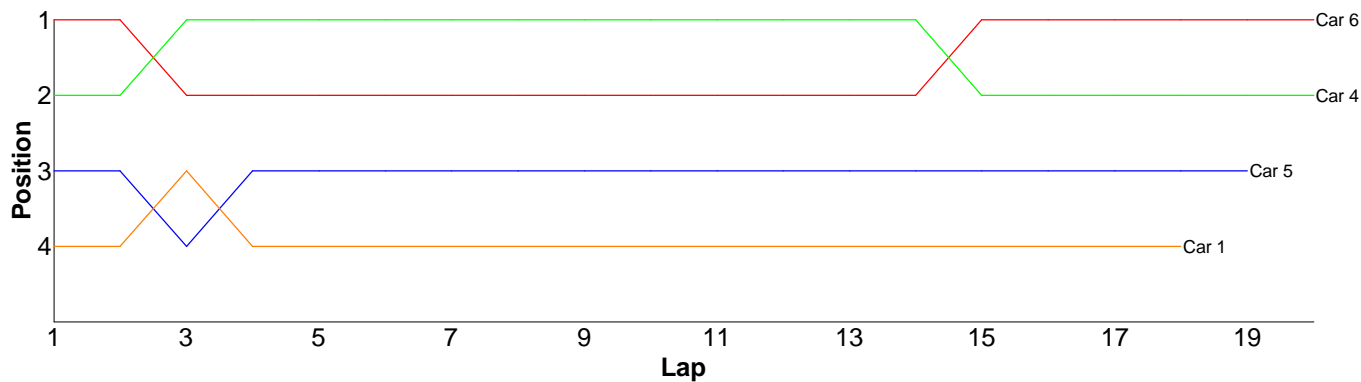


Heat 4 - Round 4 (13.5 Stock)

Pos	Car	Form	Name	Car Make	Result	Ave	Best
1	6	F2	Jon Wilkins	Schumacher	20 / 311.57	15.57	14.89
2	4	F2	Kevin Bissell	Xray	20 / 313.45	15.67	14.97
3	5	F2	Kyle Fuller (J)	Xray	19 / 306.29	16.12	15.44
4	1	F1	James Davis	Tamiya	18 / 304.71	16.92	15.22
=5	2	F1	Jamie Gill	Yokomo	0 / 0.00	0.00	0.00
=5	3	F2	Kieran Stokes (J)	Xray	0 / 0.00	0.00	0.00

Lap	Car 1	Car 2	Car 3	Car 4	Car 5	Car 6
-----	-------	-------	-------	-------	-------	-------

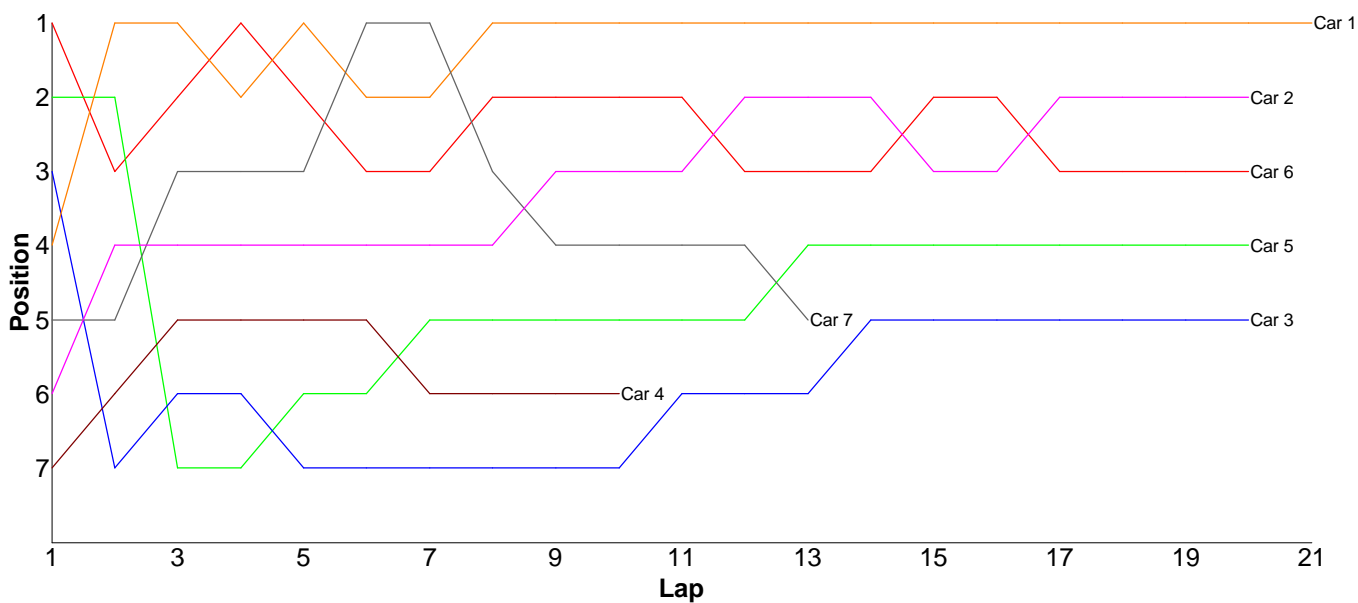
1	16.94			15.69	15.78	15.42
2	17.09			15.40	15.73	15.21
3	16.15			14.97	21.37	15.83
4	19.84			15.28	15.68	15.32
5	16.24			15.09	15.96	16.67
6	18.06			15.15	15.68	15.32
7	18.90			15.74	15.44	14.91
8	21.74			15.49	15.52	14.89
9	15.53			15.46	15.89	15.15
10	17.31			15.34	15.73	15.39
11	16.11			15.33	16.79	15.37
12	15.72			15.48	15.86	17.57
13	15.22			15.63	15.83	15.51
14	16.92			15.42	15.61	15.93
15	16.06			19.48	15.62	15.21
16	15.57			16.00	16.19	15.69
17	15.63			15.67	15.78	15.35
18	15.68			15.92	15.84	15.29
19				15.52	15.99	15.65
20				15.39		15.89
21						



Heat 5 - Round 4 (13.5 Stock)

Pos	Car	Form	Name	Car Make	Result	Ave	Best
1	1	F1	Joe Jenyavanija	Schumacher	21 / 314.82	14.99	14.51
2	2	F1	Nick Adams	Xray	20 / 302.37	15.11	14.72
3	6	F1	Tim Webb	Hot Bodies	20 / 302.42	15.12	14.60
4	5	F2	David Johnson	Schumacher	20 / 305.68	15.28	14.63
5	3	F2	Dave Skelton	Xray	20 / 312.97	15.64	14.66
6	7	F1	David Clift	Schumacher	13 / 201.00	15.46	14.93
7	4	F1	Rob Baxter	Xray	10 / 157.36	15.73	15.12

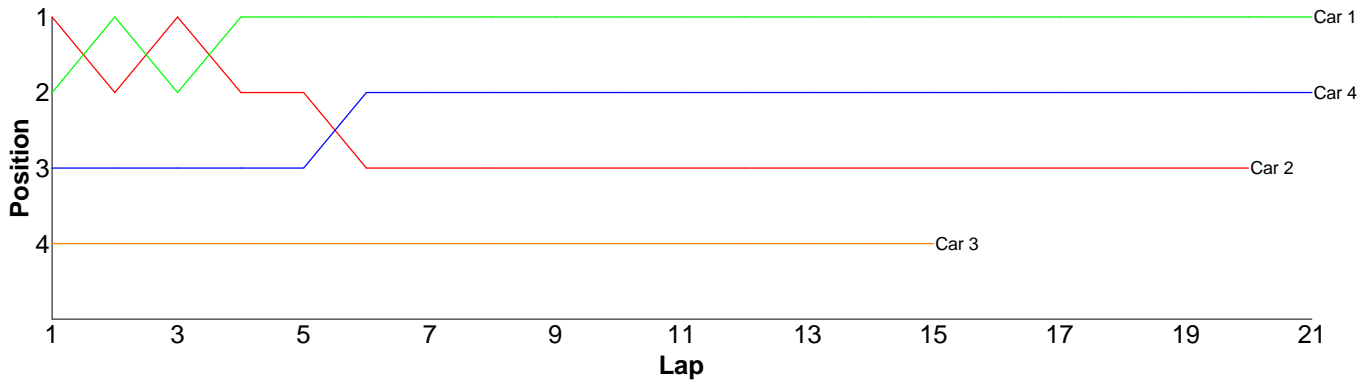
Lap	Car 1	Car 2	Car 3	Car 4	Car 5	Car 6	Car 7
1	14.76	15.03	14.74	15.12	14.66	14.60	14.96
2	14.51	14.72	19.19	15.22	14.63	14.79	14.93
3	15.10	15.82	14.66	15.82	20.28	14.98	14.98
4	15.30	14.96	14.99	15.33	14.86	15.10	14.96
5	14.87	15.16	18.70	15.82	14.69	15.13	15.12
6	15.88	15.07	15.12	15.90	14.78	15.88	15.22
7	15.10	15.25	15.19	15.99	15.17	15.26	15.31
8	14.95	15.04	15.15	15.71	14.71	14.85	15.22
9	14.90	14.88	17.47	15.84	15.06	14.96	15.23
10	14.76	15.05	15.96	16.61	14.83	15.21	15.17
11	15.35	15.25	15.26		15.00	15.24	15.16
12	14.87	14.93	15.50		14.97	15.37	15.49
13	14.90	14.77	15.07		15.37	15.15	19.25
14	14.91	15.00	14.99		14.76	15.11	
15	15.12	16.07	15.61		15.28	14.86	
16	15.01	14.89	14.73		14.91	15.24	
17	15.01	15.11	15.13		15.28	15.32	
18	14.84	15.09	15.05		15.20	15.24	
19	14.86	15.22	15.25		15.26	15.03	
20	14.95	15.06	15.21		15.98	15.10	
21	14.87						
22							



Heat 6 - Round 4 (10.5 ProStk)

Pos	Car	Form	Name	Car Make	Result	Ave	Best
1	1		Steve Lissamore	Losi	21 / 304.69	14.50	14.05
2	4		Ashley Finch	Photon	21 / 310.32	14.77	14.50
3	2	F1	Jamie Vassallo	Schumacher	20 / 300.95	15.04	14.85
4	3		Ed Clark	Losi	15 / 306.62	20.44	14.30

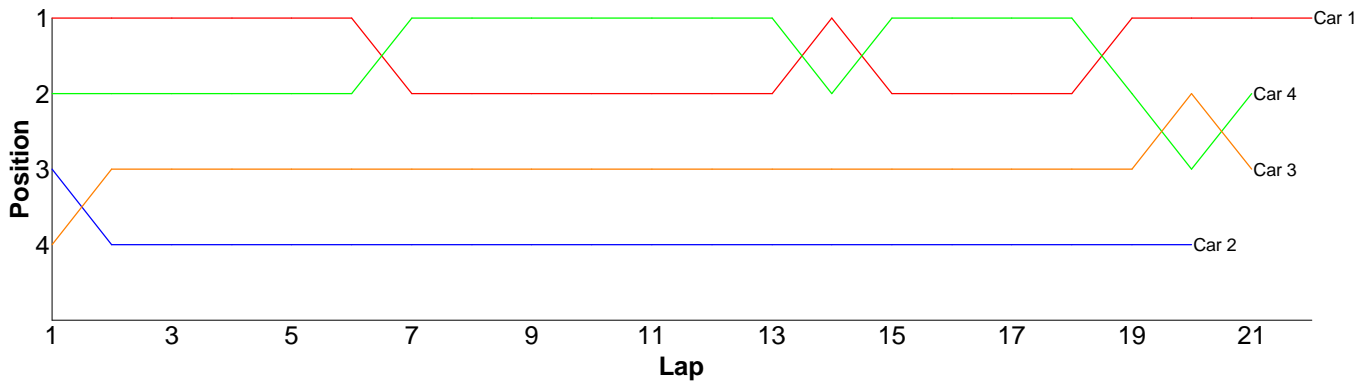
Lap	Car 1	Car 2	Car 3	Car 4
1	15.53	15.13	20.12	16.97
2	14.58	15.00	16.12	14.50
3	15.62	14.89	59.32	14.52
4	14.11	14.88	32.35	14.56
5	14.25	14.94	23.18	14.70
6	14.54	15.36	15.42	14.57
7	14.28	14.90	14.58	14.66
8	14.05	14.91	14.92	14.59
9	14.59	15.02	14.30	14.75
10	14.44	15.15	14.51	14.50
11	14.33	14.85	16.12	14.54
12	14.83	15.12	16.16	14.87
13	14.47	14.91	19.47	14.59
14	14.36	15.51	15.45	14.62
15	14.38	15.07	14.60	14.85
16	14.18	14.96		14.73
17	14.45	15.11		14.81
18	14.24	15.10		14.66
19	14.59	14.98		14.92
20	14.50	15.16		14.75
21	14.37			14.66
22				



Heat 7 - Round 4 (10.5 ProStk)

Pos	Car	Form	Name	Car Make	Result	Ave	Best
1	1	F1	Ben Cane	Schumacher	22 / 314.47	14.29	14.07
2	4	F1	Matthew Quinlisk	Schumacher	21 / 300.86	14.32	14.02
3	3	F1	Kieran Clift (J)	Schumacher	21 / 301.00	14.33	14.04
4	2		Alex Gardiner	Schumacher	20 / 305.88	15.29	14.19

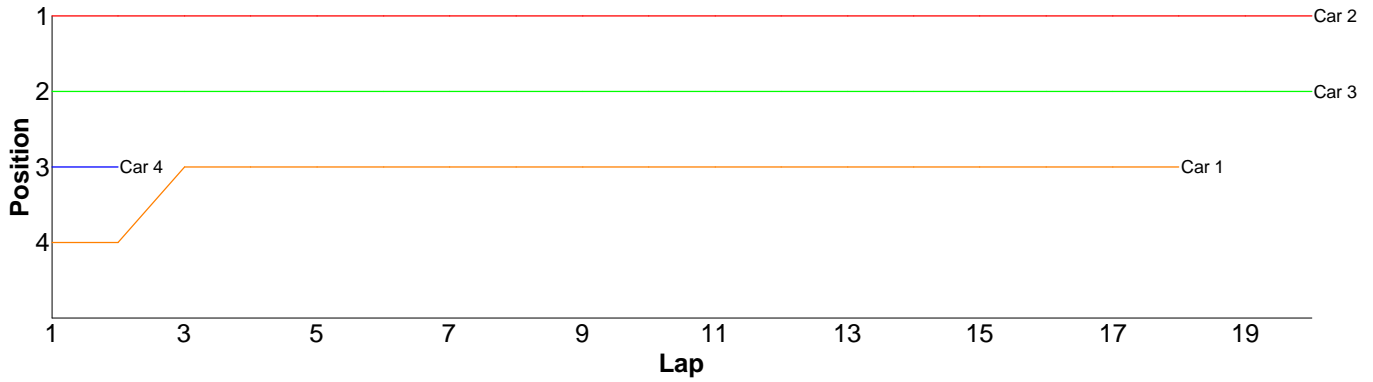
Lap	Car 1	Car 2	Car 3	Car 4
1	14.07	14.59	15.43	14.40
2	14.15	19.90	14.07	14.87
3	14.13	14.48	14.62	14.02
4	14.43	14.56	14.19	14.19
5	14.17	14.44	14.11	14.06
6	14.28	14.45	14.18	14.05
7	14.59	14.36	14.04	14.14
8	14.31	14.35	14.18	14.23
9	14.32	14.92	14.10	14.25
10	14.09	14.19	14.31	14.25
11	14.41	14.23	14.66	14.14
12	14.28	14.46	14.23	14.41
13	14.09	14.30	14.09	14.20
14	14.14	18.26	14.28	14.28
15	15.07	14.97	14.40	14.38
16	14.20	14.66	14.47	14.26
17	14.25	14.29	14.13	14.26
18	14.22	21.56	14.25	14.58
19	14.30	14.53	14.51	14.66
20	14.14	14.38	14.23	14.89
21	14.10		14.52	14.34
22	14.73			
23				



Heat 8 - Round 4 (Modified)

Pos	Car	Form	Name	Car Make	Result	Ave	Best
1	2		Chris O'donoghue	Photon	20 / 300.33	15.01	14.23
2	3		John Hyde	Schumacher	20 / 311.71	15.58	14.99
3	1		Chris House	Photon	18 / 314.10	17.45	14.86
4	4		Mark Passingham	Schumacher	2 / 54.45	27.22	15.53

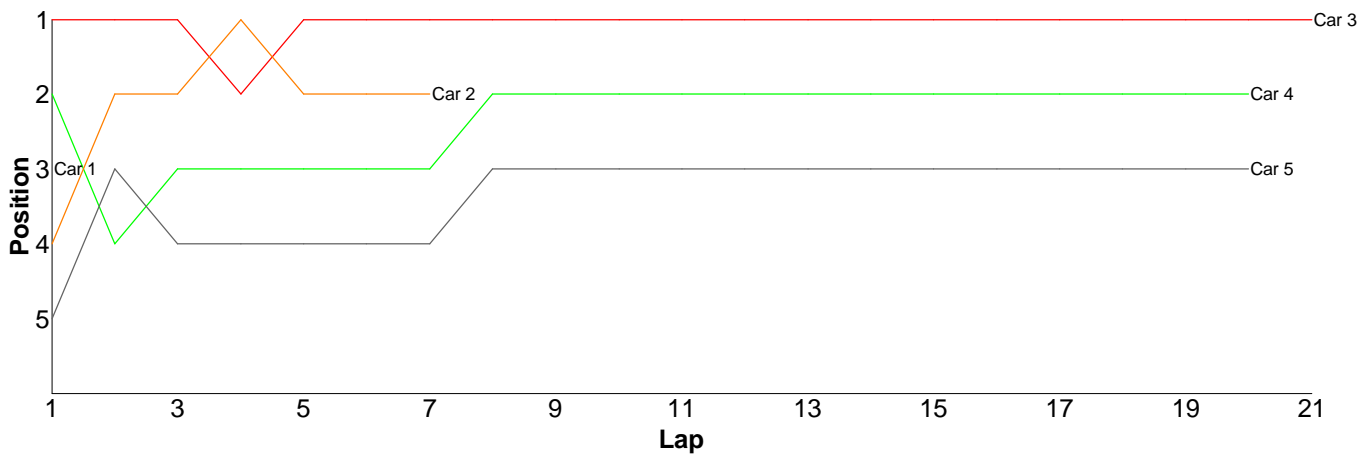
Lap	Car 1	Car 2	Car 3	Car 4
1	40.30	15.04	15.52	15.53
2	17.05	15.53	17.32	38.92
3	15.73	14.95	15.84	
4	15.69	14.51	16.11	
5	14.90	14.44	15.83	
6	15.26	14.69	16.10	
7	20.76	14.43	15.85	
8	15.42	14.23	15.97	
9	15.10	17.39	15.29	
10	15.25	15.56	15.40	
11	14.86	14.99	15.43	
12	15.90	15.10	15.15	
13	15.19	14.79	15.16	
14	18.70	15.46	15.17	
15	15.26	15.03	15.22	
16	17.79	14.55	15.34	
17	15.46	14.42	14.99	
18	15.48	15.53	15.26	
19		15.18	15.27	
20		14.51	15.49	
21				



Heat 9 - Round 4 (Modified)

Pos	Car	Form	Name	Car Make	Result	Ave	Best
1	3		Ben Ingram	Photon	21 / 300.49	14.30	14.05
2	4		Jordan Mckulsky (J)	Photon	20 / 305.40	15.27	14.26
3	5		Marlon Mckulsky	Associated	20 / 308.70	15.43	14.72
4	2		Brian Eldridge	Photon	7 / 101.18	14.45	14.06
5	1		Chris Delves	Losi	1 / 14.31	14.31	14.31

Lap	Car 1	Car 2	Car 3	Car 4	Car 5
1	14.31	14.35	14.25	14.26	14.84
2		14.06	14.05	17.59	16.82
3		14.26	14.18	14.78	16.84
4		14.09	14.35	14.55	15.27
5		14.87	14.14	14.36	16.59
6		14.22	14.26	14.49	15.06
7		15.33	14.31	14.60	14.87
8			14.32	14.72	14.82
9			14.39	14.64	14.72
10			14.17	14.52	15.60
11			14.40	14.85	15.16
12			14.29	15.56	15.37
13			14.27	18.72	14.95
14			14.26	15.18	16.63
15			14.36	15.37	15.31
16			14.53	16.40	15.40
17			14.20	15.75	15.01
18			14.67	14.80	15.05
19			14.26	15.12	15.24
20			14.19	15.14	15.15
21			14.64		
22					

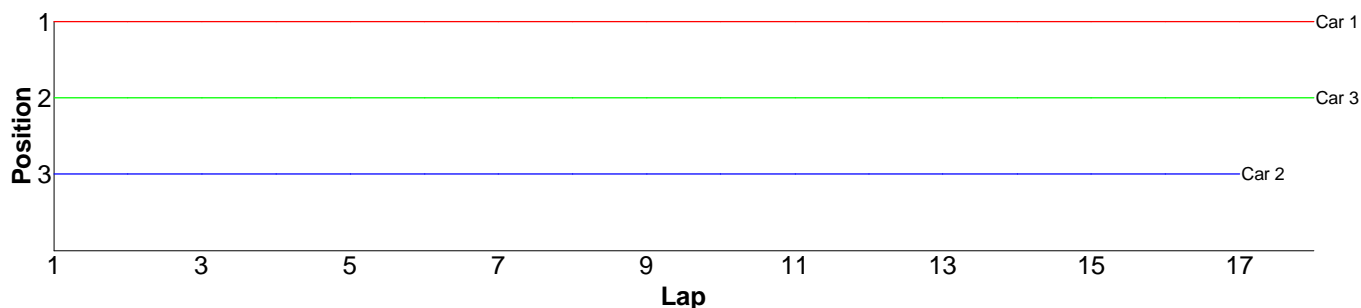


Heat 10 - Round 4 (<GT>)

Pos	Car	Form	Name	Class	Car Make	Result	Ave	Best
1	1	F1	Nigel Moss	GT2	CRC	18 / 304.95	16.94	15.81
2	3		Mark Fagan	GT1	Associated	18 / 309.53	17.19	16.69
3	2		Mike Vorley	GT1	Xray	17 / 302.41	17.78	16.29

Lap Car 1 Car 2 Car 3

1	16.26	18.40	17.10
2	18.24	21.61	20.12
3	15.84	16.29	17.60
4	16.32	18.58	17.20
5	16.02	16.85	17.19
6	15.96	16.58	17.16
7	16.14	16.41	17.12
8	15.81	17.14	16.80
9	15.95	17.31	17.01
10	15.88	16.56	16.85
11	15.97	16.51	16.93
12	16.12	16.65	16.69
13	16.20	24.13	16.91
14	25.15	16.82	17.16
15	16.03	18.41	16.97
16	17.04	17.52	16.76
17	18.95	16.64	16.91
18	17.07		17.05
19			

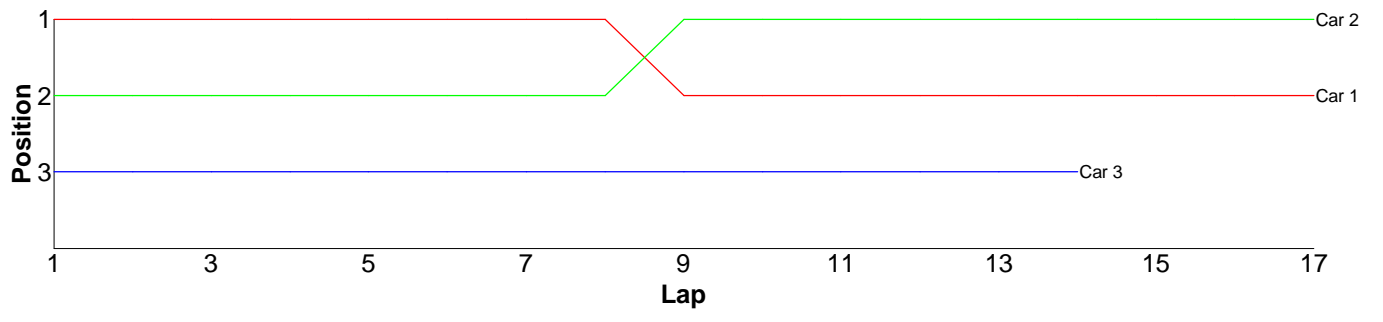


Heat 1 - Round 5 (17.5 Sport)

Pos	Car	Form	Name	Car Make	Result	Ave	Best
1	2	F2	Gareth Harding	Hot Bodies	17 / 311.27	18.31	17.64
2	1	F2	Mick Barnes	Xray	17 / 315.96	18.58	16.60
3	3	F2	Jason Elliot	Associated	14 / 304.30	21.73	18.78

Lap Car 1 Car 2 Car 3

1	16.60	18.52	27.51
2	17.49	18.03	19.62
3	17.61	17.86	19.05
4	18.18	18.50	20.29
5	17.73	18.05	27.52
6	18.81	17.84	18.78
7	17.70	17.64	21.60
8	17.32	18.34	20.18
9	30.72	17.81	19.07
10	18.23	18.57	20.08
11	17.64	18.34	19.75
12	18.52	18.66	24.66
13	17.89	18.43	26.09
14	18.05	18.62	20.10
15	17.84	18.99	
16	17.63	18.54	
17	18.00	18.53	
18			

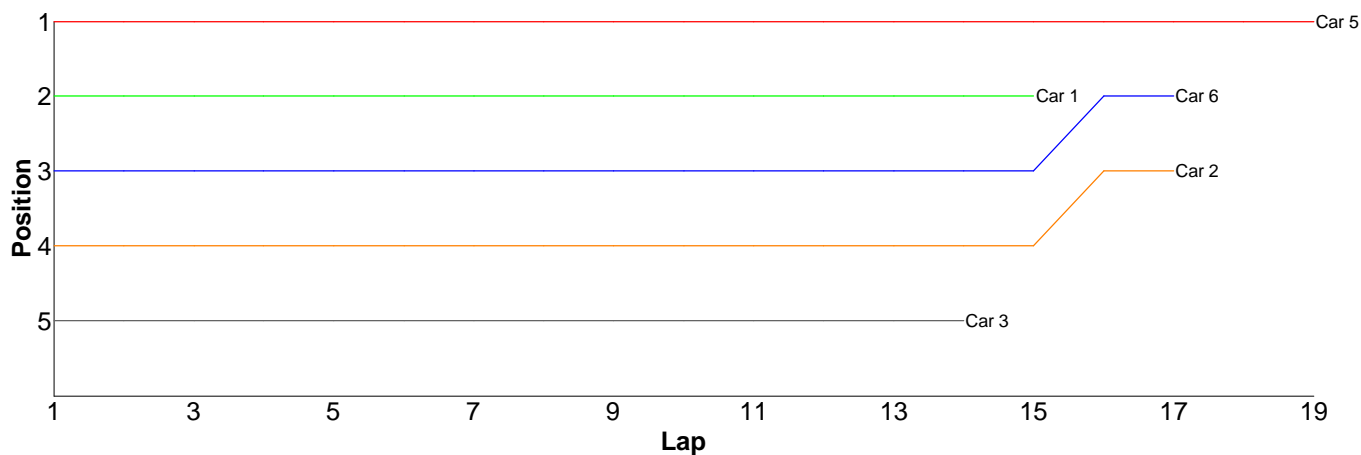


Heat 2 - Round 5 (13.5 Stock)

Pos	Car	Form	Name	Car Make	Result	Ave	Best
1	5		Rob Warren	Xray	19 / 312.17	16.43	15.99
2	6		Stelios Bishop	Xray	17 / 303.72	17.86	17.02
3	2		Mark Somerville	Xray	17 / 311.94	18.34	16.27
4	1		Keith Aldridge	Photon	15 / 254.76	16.98	16.18
5	3		Ross Dilanda	Schumacher	14 / 319.66	22.83	18.96
6	4		David Riley	Associated	0 / 0.00	0.00	0.00

Lap	Car 1	Car 2	Car 3	Car 4	Car 5	Car 6
-----	-------	-------	-------	-------	-------	-------

1	16.99	18.05	25.69		16.20	17.02
2	16.40	16.94	20.44		16.25	17.59
3	17.67	24.50	21.44		16.26	17.87
4	17.42	17.04	31.83		15.99	17.91
5	16.18	16.77	20.03		16.12	17.71
6	17.10	16.76	31.48		16.07	17.64
7	16.20	16.85	19.97		16.69	18.48
8	16.22	17.27	21.52		16.16	19.57
9	17.02	34.63	20.28		16.62	17.72
10	16.69	16.44	19.75		16.54	17.84
11	17.03	16.27	18.96		16.65	17.99
12	16.59	17.40	19.22		16.53	17.23
13	16.51	16.59	21.03		16.79	17.92
14	18.93	16.69	28.02		16.50	17.73
15	17.81	16.48			16.35	17.55
16		16.75			16.62	17.76
17		16.51			16.65	18.19
18					16.74	
19					16.44	
20						

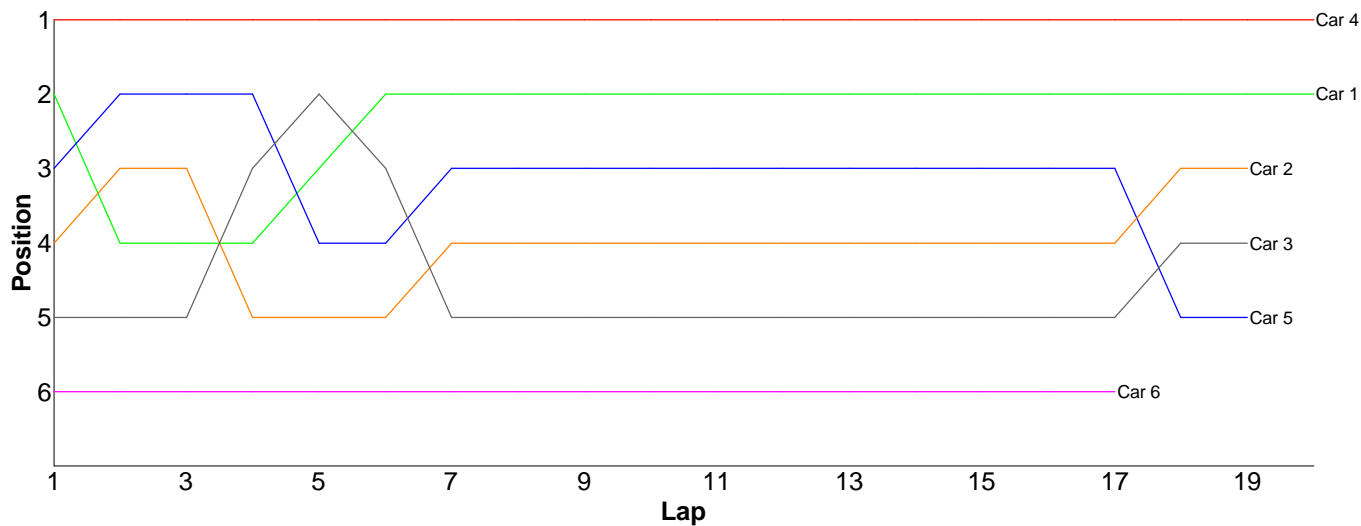


Heat 3 - Round 5 (13.5 Stock)

Pos	Car	Form	Name	Car Make	Result	Ave	Best
1	4	F2	Gerald Page	Tamiya	20 / 312.87	15.64	15.05
2	1	F2	Gary Fuller	Schumacher	20 / 315.21	15.76	15.32
3	2	F2	Ian Cairns	Schumacher	19 / 302.97	15.94	15.53
4	3	F2	Scott Stokes	Xray	19 / 308.84	16.25	15.45
5	5	F2	Chris Howard	Xray	19 / 313.25	16.48	15.49
6	6	F2	Mike Vorley	Schumacher	17 / 302.93	17.81	15.53

Lap	Car 1	Car 2	Car 3	Car 4	Car 5	Car 6
-----	-------	-------	-------	-------	-------	-------

1	15.80	16.11	16.28	15.56	15.80	20.17
2	16.47	15.99	16.17	15.41	15.73	19.75
3	15.69	15.70	15.73	15.12	15.70	16.31
4	15.95	16.38	15.52	15.16	15.88	15.83
5	15.76	15.53	15.80	15.43	16.57	15.70
6	15.32	16.16	16.20	15.05	16.02	15.53
7	15.75	16.42	17.69	15.18	16.48	16.84
8	15.36	15.90	15.98	17.29	15.87	15.58
9	15.55	15.94	15.76	15.29	15.86	30.54
10	15.55	16.30	19.52	15.36	15.49	17.42
11	15.70	15.61	15.97	16.08	15.82	15.67
12	15.91	16.05	16.10	15.49	16.18	15.79
13	15.97	15.66	15.47	15.53	15.68	17.50
14	15.47	15.85	15.75	15.30	15.49	16.67
15	15.99	15.79	16.97	15.40	15.98	20.95
16	15.78	15.72	16.48	15.38	16.00	16.51
17	15.73	15.88	15.76	15.69	16.17	16.17
18	15.59	15.97	15.45	15.59	26.36	
19	15.86	16.01	16.24	15.54	16.17	
20	16.01			18.02		
21						

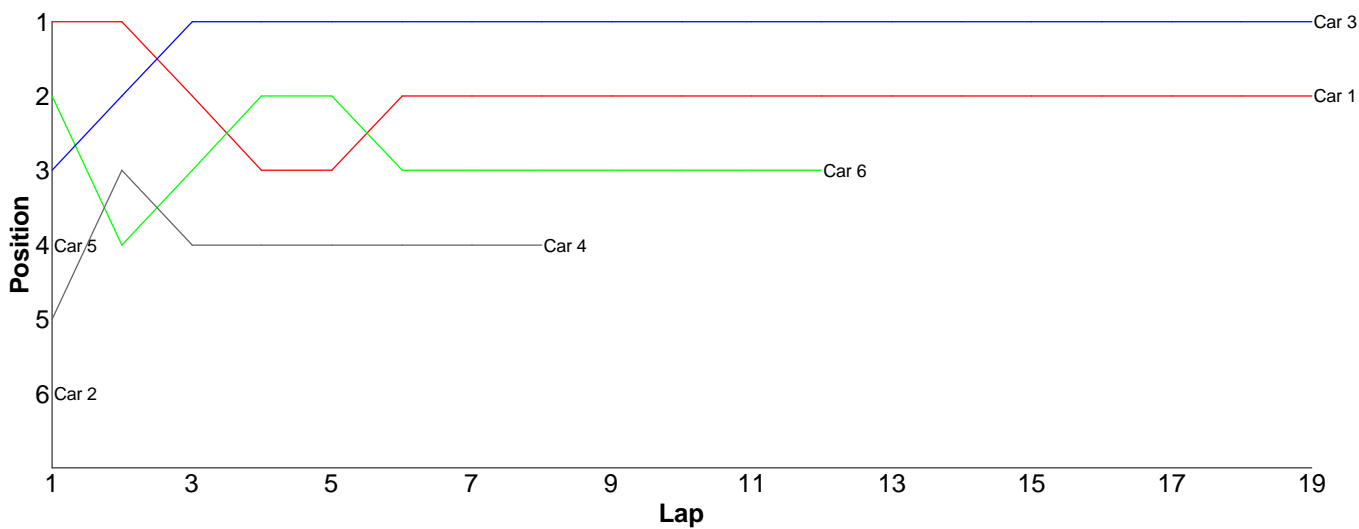


Heat 4 - Round 5 (13.5 Stock)

Pos	Car	Form	Name	Car Make	Result	Ave	Best
1	3	F2	Kieran Stokes (J)	Xray	19 / 303.34	15.96	15.30
2	1	F1	James Davis	Tamiya	19 / 308.84	16.25	15.25
3	6	F2	Jon Wilkins	Schumacher	12 / 311.70	25.97	15.19
4	4	F2	Kevin Bissell	Xray	8 / 167.12	20.89	15.48
5	5	F2	Kyle Fuller (J)	Xray	1 / 16.25	16.25	16.25
6	2	F1	Jamie Gill	Yokomo	1 / 29.05	29.05	29.05

Lap	Car 1	Car 2	Car 3	Car 4	Car 5	Car 6
-----	-------	-------	-------	-------	-------	-------

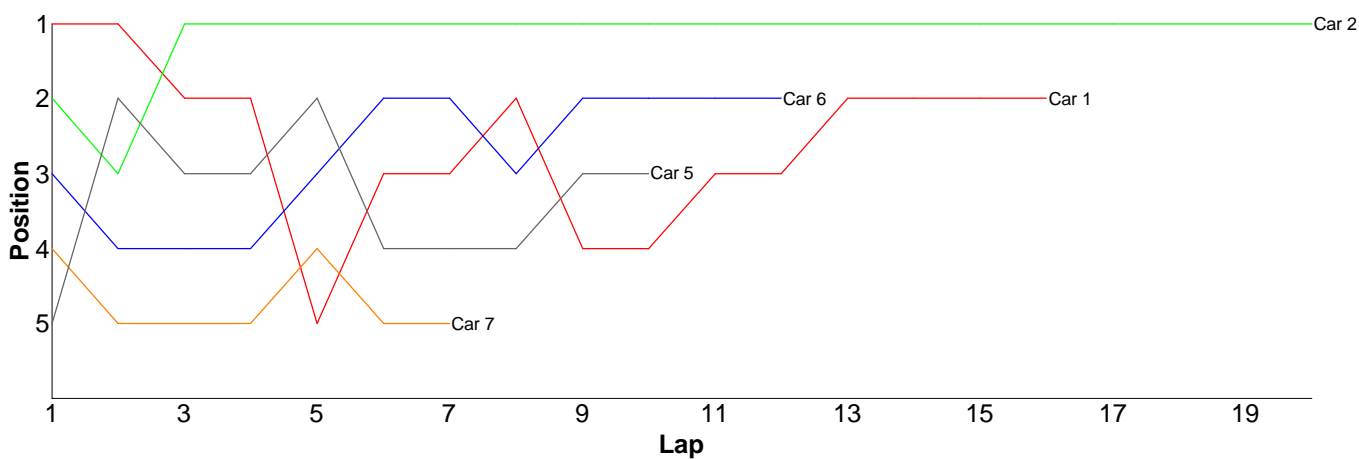
1	15.59	29.05	15.90	16.35	16.25	15.79
2	16.05		15.76	15.97		19.44
3	20.07		15.97	25.75		16.60
4	16.53		16.32	17.16		15.90
5	15.66		15.63	15.82		15.99
6	15.25		15.31	15.48		15.97
7	15.59		15.79	15.68		16.75
8	18.54		16.83	44.91		18.60
9	15.92		16.32			17.65
10	15.74		15.30		128.50	
11	15.54		15.61			15.32
12	19.17		15.68			15.19
13	15.65		15.99			
14	15.49		15.96			
15	15.76		15.95			
16	15.66		16.47			
17	15.64		16.05			
18	15.25		16.19			
19	15.74		16.31			
20						



Heat 5 - Round 5 (13.5 Stock)

Pos	Car	Form	Name	Car Make	Result	Ave	Best
1	2	F1	Nick Adams	Xray	20 / 302.83	15.14	14.65
2	1	F1	Joe Jenyavanija	Schumacher	16 / 262.30	16.39	14.58
3	6	F1	Tim Webb	Hot Bodies	12 / 181.72	15.14	14.72
4	5	F2	David Johnson	Schumacher	10 / 157.80	15.78	14.59
5	7	F1	David Clift	Schumacher	7 / 112.84	16.12	14.77
=6	3	F2	Dave Skelton	Xray	0 / 0.00	0.00	0.00
=6	4	F1	Rob Baxter	Xray	0 / 0.00	0.00	0.00

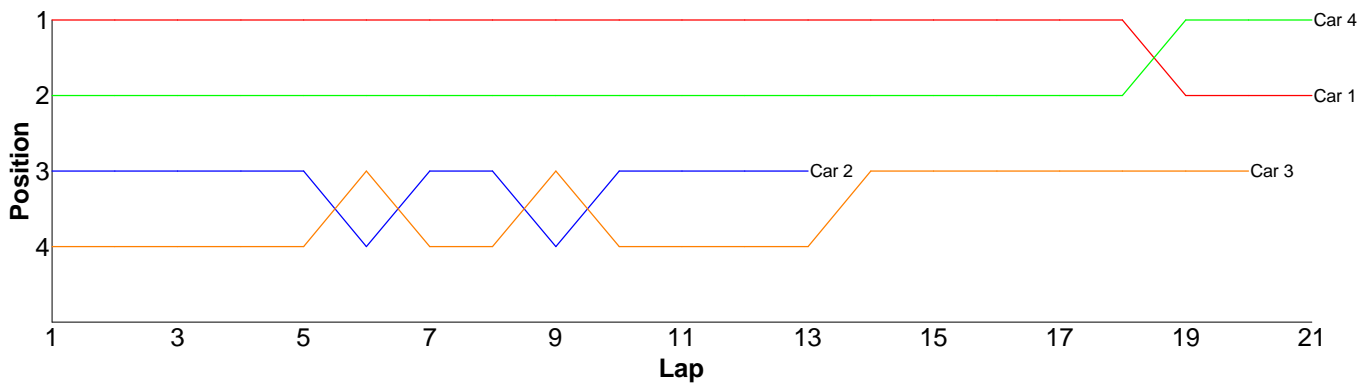
Lap	Car 1	Car 2	Car 3	Car 4	Car 5	Car 6	Car 7
1	14.83	14.95			15.02	14.99	15.00
2	14.58	14.70			14.59	14.72	15.13
3	15.01	14.73			14.96	14.95	14.95
4	14.82	14.65			15.15	15.13	14.77
5	16.63	14.99			14.81	15.21	15.41
6	15.02	15.33			20.44	15.40	21.13
7	15.02	14.98			15.24	15.18	16.45
8	14.88	14.95			14.89	15.43	
9	20.90	14.93			14.71	15.06	
10	17.04	14.93			17.99	15.40	
11	15.45	15.29				15.09	
12	16.17	14.83				15.16	
13	20.36	15.10					
14	15.01	17.87					
15	14.93	14.89					
16	21.65	15.48					
17		15.07					
18		15.24					
19		14.87					
20		15.05					
21							



Heat 6 - Round 5 (10.5 ProStk)

Pos	Car	Form	Name	Car Make	Result	Ave	Best
1	4		Ashley Finch	Photon	21 / 304.89	14.51	14.19
2	1		Steve Lissamore	Losi	21 / 306.14	14.57	14.11
3	3		Ed Clark	Losi	20 / 301.26	15.06	14.23
4	2	F1	Jamie Vassallo	Schumacher	13 / 196.60	15.12	14.83

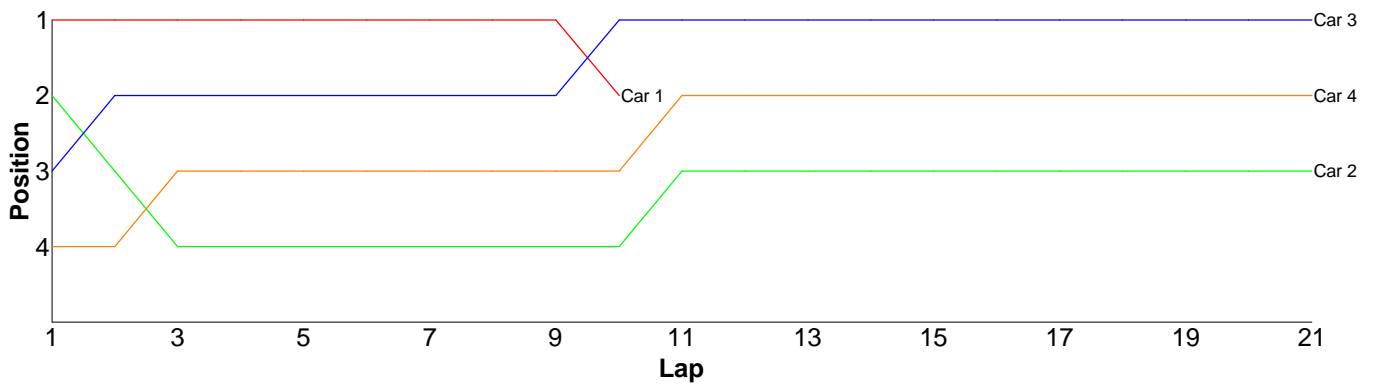
Lap	Car 1	Car 2	Car 3	Car 4
1	14.51	15.17	16.16	14.95
2	14.27	14.88	14.80	14.36
3	14.27	15.01	14.63	14.76
4	14.23	14.96	14.94	14.35
5	14.11	14.83	14.77	14.28
6	14.26	14.99	14.23	14.36
7	14.35	14.99	15.49	14.24
8	14.47	15.18	15.07	14.19
9	14.38	15.30	14.68	14.61
10	14.60	15.36	16.96	14.56
11	14.34	15.24	15.64	14.44
12	14.39	15.44	14.99	14.60
13	14.67	15.25	14.95	14.42
14	14.52		14.59	14.23
15	14.89		14.46	14.64
16	14.75		15.92	14.42
17	14.55		14.69	15.53
18	14.52		14.73	14.30
19	16.94		15.09	14.66
20	14.82		14.47	14.57
21	14.30			14.42
22				



Heat 7 - Round 5 (10.5 ProStk)

Pos	Car	Form	Name	Car Make	Result	Ave	Best
1	3	F1	Kieran Clift (J)	Schumacher	21 / 302.85	14.42	14.19
2	4	F1	Matthew Quinlisk	Schumacher	21 / 303.94	14.47	14.19
3	2		Alex Gardiner	Schumacher	21 / 306.72	14.60	14.31
4	1	F1	Ben Cane	Schumacher	10 / 143.80	14.38	14.05

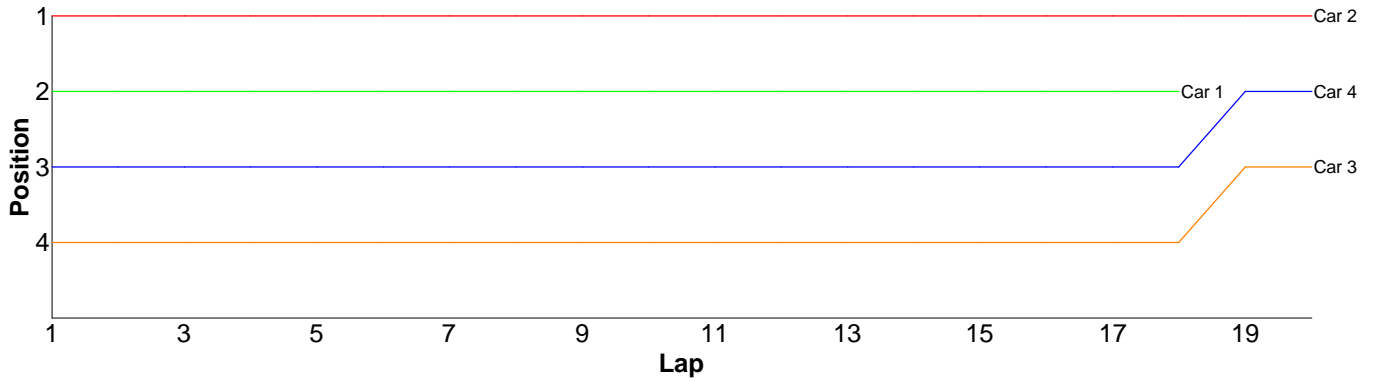
Lap	Car 1	Car 2	Car 3	Car 4
1	14.32	14.33	14.41	14.68
2	14.05	15.09	14.24	14.79
3	14.12	14.76	14.23	14.19
4	14.19	14.54	14.70	14.42
5	14.19	14.32	14.25	14.37
6	14.28	14.62	14.19	14.41
7	14.32	14.50	14.44	14.61
8	14.44	14.45	14.24	14.33
9	14.33	14.51	14.29	14.22
10	15.56	14.31	14.42	14.38
11		14.69	14.44	14.45
12		14.92	14.35	14.30
13		14.61	14.37	14.34
14		14.70	14.47	14.41
15		14.89	14.30	14.30
16		14.47	14.29	14.38
17		14.32	14.43	14.61
18		14.83	14.45	14.32
19		14.79	14.42	14.86
20		14.65	15.04	14.70
21		14.42	14.88	14.87
22				



Heat 8 - Round 5 (Modified)

Pos	Car	Form	Name	Car Make	Result	Ave	Best
1	2		Chris O'donoghue	Photon	20 / 301.41	15.07	14.31
2	4		Mark Passingham	Schumacher	20 / 307.44	15.37	14.92
3	3		John Hyde	Schumacher	20 / 308.86	15.44	15.03
4	1		Chris House	Photon	18 / 275.06	15.28	14.72

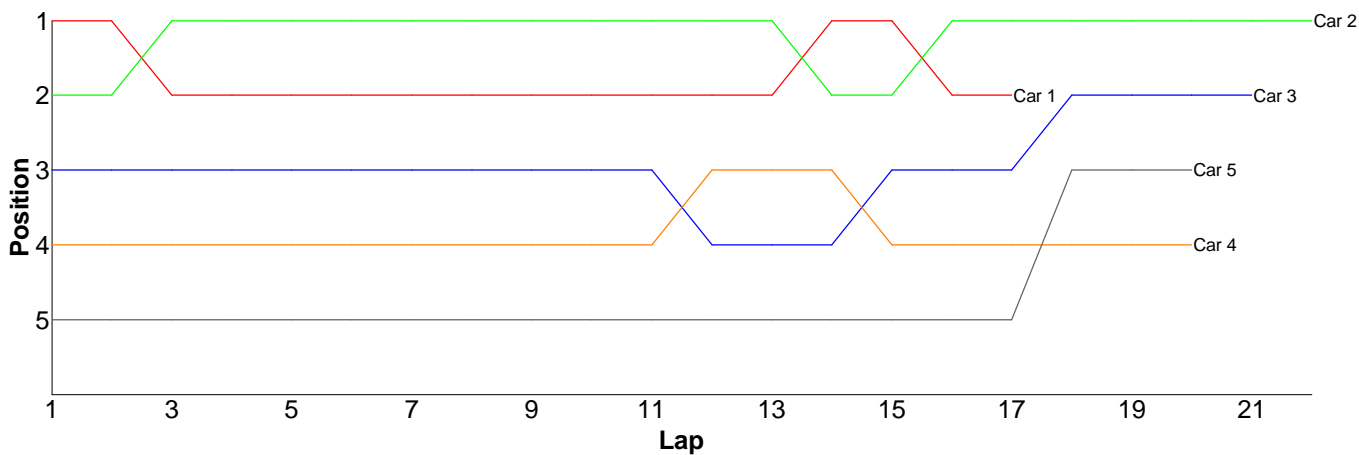
Lap	Car 1	Car 2	Car 3	Car 4
1	15.29	14.75	16.29	15.86
2	15.60	14.55	15.40	15.29
3	15.07	14.34	15.61	15.64
4	14.81	14.31	15.32	15.26
5	14.84	14.35	15.98	15.14
6	14.99	15.00	15.39	15.04
7	15.78	15.27	15.12	15.37
8	15.27	15.29	15.69	15.04
9	14.86	14.89	15.27	15.91
10	15.65	14.85	16.02	15.44
11	15.03	15.06	15.33	14.92
12	14.79	14.90	15.07	15.17
13	15.20	18.35	15.59	15.26
14	15.00	14.82	15.19	15.54
15	15.57	15.59	15.18	15.44
16	14.72	14.58	15.29	15.34
17	15.12	15.74	15.26	15.47
18	17.47	14.63	15.39	14.96
19		14.81	15.44	15.79
20		15.33	15.03	15.56
21				



Heat 9 - Round 5 (Modified)

Pos	Car	Form	Name	Car Make	Result	Ave	Best
1	2		Brian Eldridge	Photon	22 / 309.08	14.04	13.59
2	3		Ben Ingram	Photon	21 / 313.57	14.93	14.19
3	5		Marlon Mckulsky	Associated	20 / 304.40	15.22	14.67
4	4		Jordan Mckulsky (J)	Photon	20 / 309.62	15.48	14.14
5	1		Chris Delves	Losi	17 / 242.70	14.27	13.72

Lap	Car 1	Car 2	Car 3	Car 4	Car 5
1	13.75	13.95	14.34	14.85	14.86
2	13.79	13.74	14.49	14.52	14.80
3	14.97	13.59	14.28	14.70	15.03
4	13.72	13.77	14.29	15.64	16.00
5	13.89	13.87	14.19	14.74	15.20
6	14.06	13.81	14.43	14.55	14.67
7	14.16	13.90	14.93	14.55	14.75
8	13.85	13.89	14.27	14.22	17.39
9	13.83	13.89	14.42	14.51	16.27
10	13.92	14.25	14.50	14.27	15.45
11	13.95	14.68	14.29	14.39	15.56
12	13.84	14.16	18.96	14.14	14.77
13	13.91	13.87	14.36	14.21	14.82
14	13.78	14.14	17.26	14.20	14.92
15	14.02	14.01	16.54	24.32	15.18
16	16.71	13.98	15.56	14.73	14.93
17	16.55	14.09	14.70	14.76	15.29
18		14.43	14.64	22.52	15.02
19		14.22	14.52	15.02	14.80
20		14.29	14.27	14.78	14.69
21		14.41	14.33		
22		14.14			
23					



Heat 10 - Round 5 (<GT>)

Pos	Car	Form	Name	Class	Car Make	Result	Ave	Best
1	1	F1	Nigel Moss	GT2	CRC	19 / 313.72	16.51	15.71
2	3		Mark Fagan	GT1	Associated	18 / 301.18	16.73	16.34
3	2		Mike Vorley	GT1	Xray	17 / 311.22	18.30	16.23

Lap	Car 1	Car 2	Car 3
1	16.76	16.97	16.56
2	15.96	20.79	16.46
3	15.96	16.67	16.41
4	16.34	17.92	16.60
5	16.67	18.89	16.71
6	16.68	16.99	18.35
7	15.82	17.24	16.98
8	15.95	16.31	16.64
9	16.09	16.82	16.34
10	16.00	16.23	16.94
11	15.71	21.50	16.51
12	16.79	23.64	16.64
13	16.67	19.43	16.75
14	16.02	17.69	16.44
15	15.93	17.25	16.61
16	16.21	20.06	16.79
17	17.65	16.82	16.66
18	19.24		16.79
19	17.27		
20			

