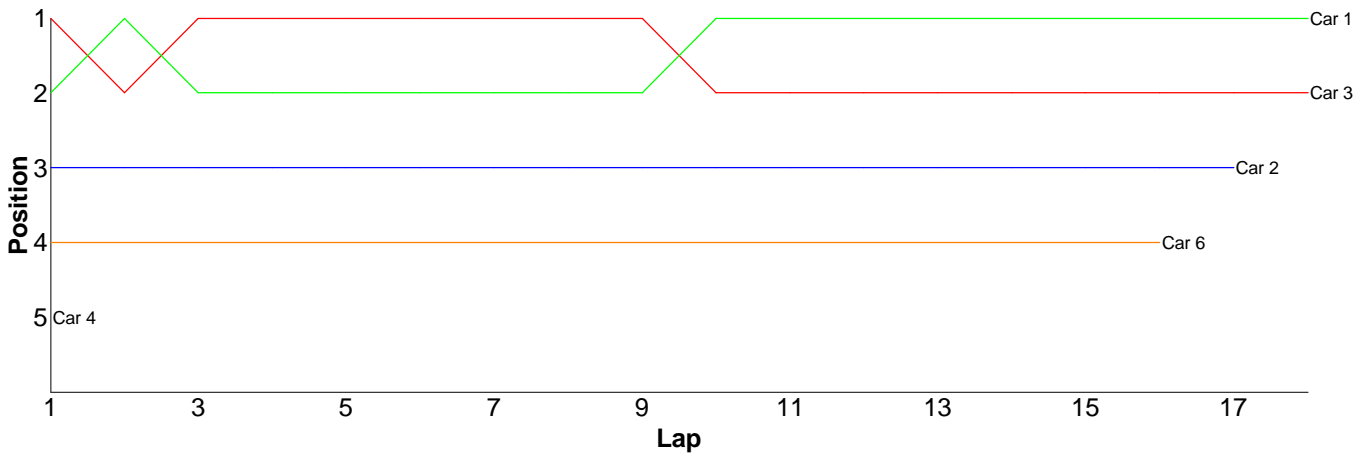


Race Results

<13.5 / 17.5> - C Final

Pos	Car	Form	Name	Class	Car Make	Result	Ave	Best
1	1		Stelios Bishop	13.5 Stock	Xray	18 / 314.37	17.46	17.30
2	3	F2	Gareth Harding	17.5 Sport	Hot Bodies	18 / 316.65	17.59	17.27
3	2	F2	Mick Barnes	17.5 Sport	Xray	17 / 317.39	18.67	17.11
4	6		Ross Dilanda	13.5 Stock	Schumacher	16 / 321.76	20.11	17.85
5	4	F2	Jason Elliot	17.5 Sport	Associated	1 / 22.42	22.42	0.00
6	5		David Riley	13.5 Stock	Associated	0 / 0.00	0.00	0.00

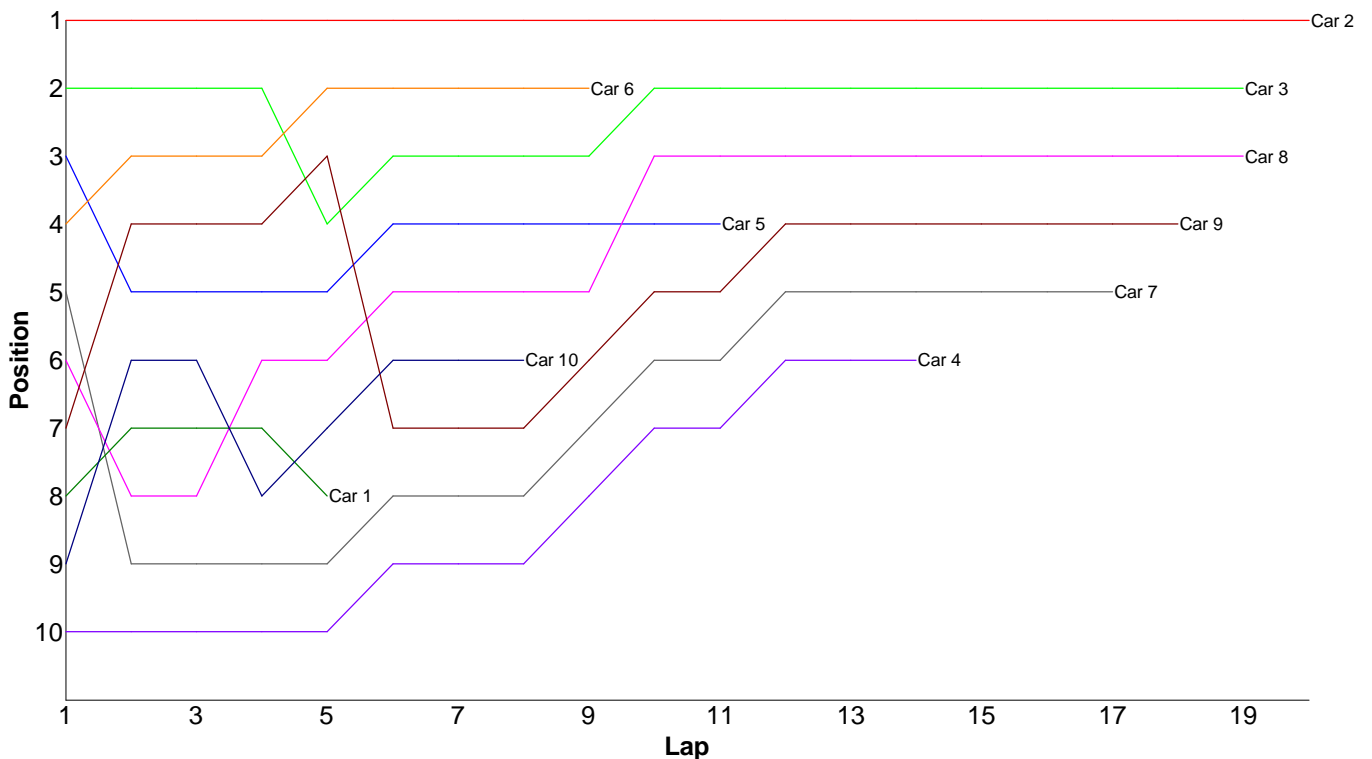
Lap	Car 1	Car 2	Car 3	Car 4	Car 5	Car 6
1	11.35	12.32	10.74	22.42		13.04
2	17.81	21.90	18.73			25.15
3	19.22	17.31	18.12			18.77
4	17.69	17.11	17.43			18.40
5	17.30	21.25	17.83			18.77
6	18.36	17.71	18.42			28.44
7	17.68	18.14	17.27			19.06
8	17.57	22.47	17.64			18.83
9	17.69	17.54	18.03			17.85
10	17.31	18.52	18.04			18.25
11	17.72	17.47	18.12			18.02
12	17.95	17.88	18.16			20.68
13	17.78	17.91	17.62			20.88
14	17.63	18.33	17.95			24.89
15	17.44	17.66	18.08			18.85
16	17.91	17.66	18.07			21.88
17	17.85	26.21	18.10			
18	18.11		18.30			
19						



<13.5 / 17.5> - B Final

Pos	Car	Form	Name	Car Make	Result	Ave	Best
1	2	F2	Kyle Fuller (J)	Xray	20 / 311.57	15.57	15.40
2	3	F2	Ian Cairns	Schumacher	19 / 307.03	16.15	15.83
3	8		Rob Warren	Xray	19 / 312.22	16.43	16.11
4	9		Mark Somerville	Xray	18 / 308.79	17.15	16.21
5	7	F2	Mike Vorley	Schumacher	17 / 303.83	17.87	15.77
6	4	F2	Kieran Stokes (J)	Xray	14 / 315.01	22.50	15.22
7	5	F2	Chris Howard	Xray	11 / 182.29	16.57	16.09
8	6	F2	Scott Stokes	Xray	9 / 139.83	15.53	15.71
9	10		Keith Aldridge	Photon	8 / 136.75	17.09	16.67
10	1	F1	James Davis	Tamiya	5 / 83.97	16.79	15.83

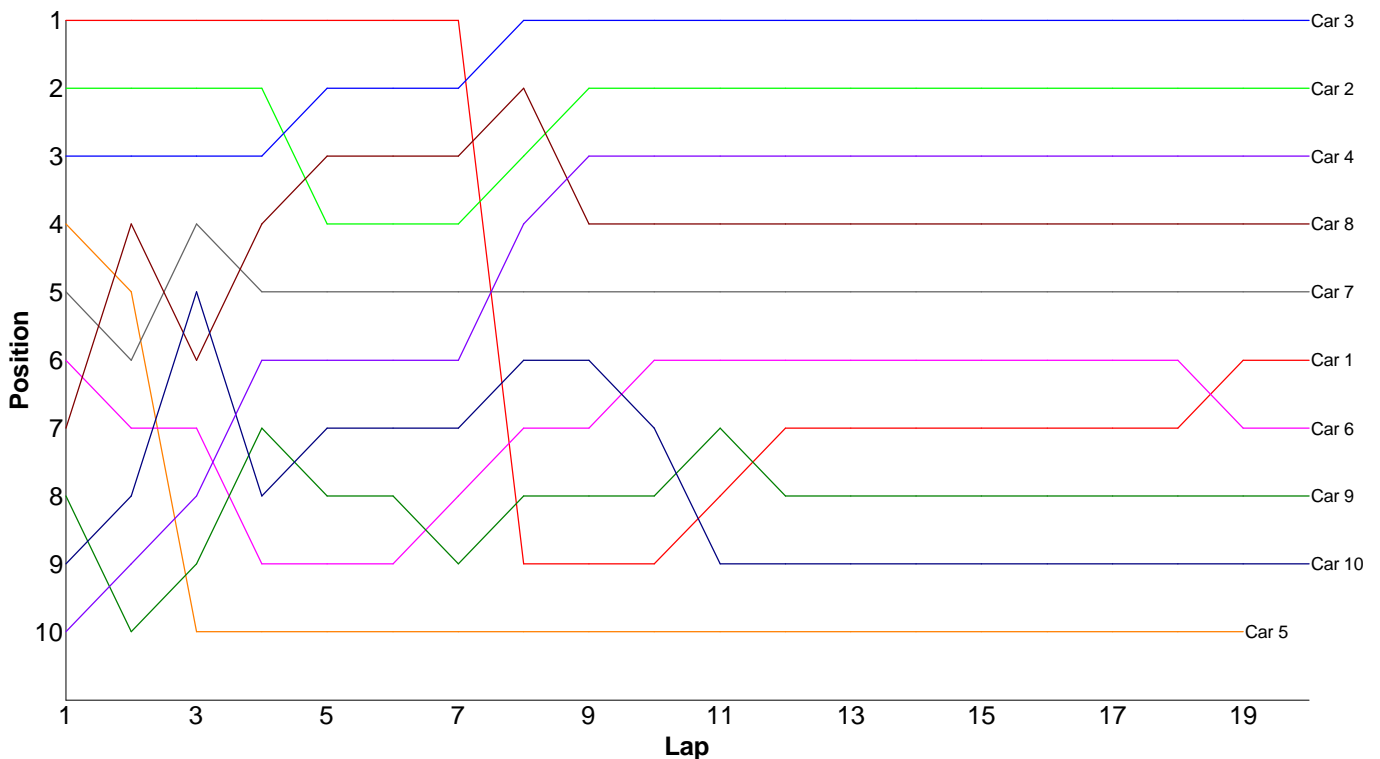
Lap	Car 1	Car 2	Car 3	Car 4	Car 5	Car 6	Car 7	Car 8	Car 9	Car 10
1	12.13	9.02	9.71	103.31	10.00	10.64	10.79	11.51	11.60	12.60
2	19.12	15.48	17.24	16.44	19.37	17.23	22.22	20.02	17.57	17.22
3	15.83	15.53	16.13	17.54	16.85	15.73	16.26	16.89	16.37	16.67
4	19.60	15.40	16.37	16.36	19.19	16.21	35.68	17.76	17.06	20.53
5	17.29	15.54	20.27	16.01	16.44	16.44	16.15	16.44	16.21	16.71
6		15.59	16.73	15.92	16.31	16.00	16.20	16.22	26.81	17.95
7		15.71	15.91	16.19	16.16	15.71	17.10	16.11	16.54	16.72
8		16.01	16.21	15.63	16.09	15.73	15.92	16.27	16.73	18.35
9		17.81	16.06	17.00	16.50	16.14	16.21	16.58	18.67	
10		15.82	15.83	15.22	18.61		15.98	16.44	17.21	
11		15.54	15.89	15.39	16.77		15.91	16.30	16.78	
12		15.76	16.51	15.53			16.72	16.28	16.32	
13		16.36	16.06	15.94			24.43	16.14	16.86	
14		16.80	16.11	18.53			15.99	16.18	16.55	
15		16.13	16.69				15.77	16.32	16.51	
16		15.69	16.31				16.22	17.26	17.56	
17		15.82	15.86				16.28	16.14	16.79	
18		15.51	16.95					17.08	16.65	
19		16.00	16.19					16.28		
20		16.05								
21										



<13.5 / 17.5> - A Final

Pos	Car	Form	Name	Car Make	Result	Ave	Best
1	3	F1	Tim Webb	Hot Bodies	20 / 302.26	15.11	15.06
2	2	F1	Joe Jenyavanija	Schumacher	20 / 304.55	15.22	15.03
3	4	F2	David Johnson	Schumacher	20 / 305.37	15.26	14.80
4	8	F2	Dave Skelton	Xray	20 / 310.40	15.52	15.13
5	7	F2	Jon Wilkins	Schumacher	20 / 312.61	15.63	15.23
6	1	F1	Nick Adams	Xray	20 / 313.20	15.66	14.98
7	6	F2	Gerald Page	Tamiya	20 / 313.55	15.67	15.15
8	9	F2	Kevin Bissell	Xray	20 / 314.71	15.73	15.35
9	10	F2	Gary Fuller	Schumacher	20 / 315.33	15.76	15.39
10	5	F1	Rob Baxter	Xray	19 / 302.59	15.92	15.13

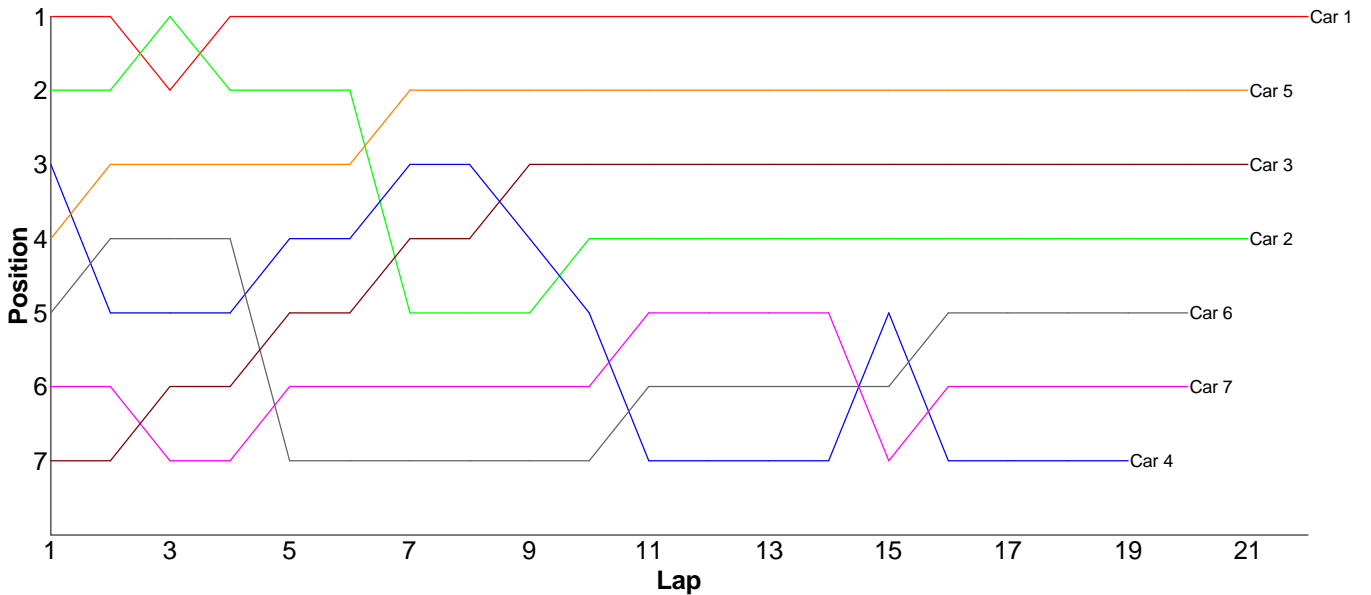
Lap	Car 1	Car 2	Car 3	Car 4	Car 5	Car 6	Car 7	Car 8	Car 9	Car 10
1	8.70	9.03	9.29	12.76	9.63	10.26	10.22	10.55	11.23	11.37
2	14.98	15.11	15.97	16.13	17.68	17.52	17.34	16.38	18.33	16.64
3	16.10	15.92	15.40	15.84	22.33	16.51	15.72	17.25	15.82	15.77
4	15.32	15.12	15.16	16.65	16.85	17.82	16.53	15.46	16.35	18.05
5	15.79	20.90	15.50	15.53	15.73	16.19	16.62	15.38	16.27	15.92
6	15.28	15.25	15.55	15.77	20.93	16.09	15.23	15.47	15.99	15.93
7	15.70	15.21	15.47	15.36	15.60	16.02	15.29	15.33	17.43	16.00
8	26.12	15.07	15.55	15.21	15.67	15.51	17.25	15.49	15.57	15.85
9	15.81	15.65	15.78	15.11	15.13	15.45	15.94	17.94	15.64	15.58
10	15.35	15.07	15.37	15.09	15.16	16.12	15.67	15.50	15.50	16.72
11	15.13	15.21	15.06	15.12	15.30	15.58	15.56	15.49	15.95	17.84
12	15.28	15.32	15.39	14.80	15.32	15.50	15.73	15.19	15.95	15.91
13	15.44	15.35	15.40	15.23	15.31	15.30	15.24	16.51	15.35	15.40
14	15.22	15.08	15.23	15.27	15.78	15.32	15.51	15.24	15.50	15.49
15	15.08	15.35	15.60	15.14	15.33	15.36	15.52	15.51	15.36	15.39
16	15.29	15.03	15.41	15.03	15.14	15.47	15.88	16.08	15.54	15.48
17	15.02	15.38	15.17	15.28	15.25	15.15	15.64	15.53	16.28	15.41
18	16.70	15.10	15.44	15.45	15.22	16.72	16.84	15.13	15.40	15.47
19	15.46	15.18	15.23	15.24	15.23	16.31	15.54	15.39	15.44	15.51
20	15.43	15.22	15.29	15.36		15.35	15.34	15.58	15.81	15.60
21										



10.5 ProStk - A Final

Pos	Car	Form	Name	Car Make	Result	Ave	Best
1	1	F1	Ben Cane	Schumacher	22 / 313.91	14.26	14.21
2	5		Alex Gardiner	Schumacher	21 / 301.49	14.35	14.34
3	3		Steve Lissamore	Losi	21 / 303.95	14.47	14.38
4	2	F1	Matthew Quinlisk	Schumacher	21 / 304.60	14.50	14.32
5	6	F1	Jamie Vassallo	Schumacher	20 / 306.17	15.30	14.63
6	7		Ed Clark	Losi	20 / 307.17	15.35	14.41
7	4		Ashley Finch	Photon	19 / 304.88	16.04	14.49

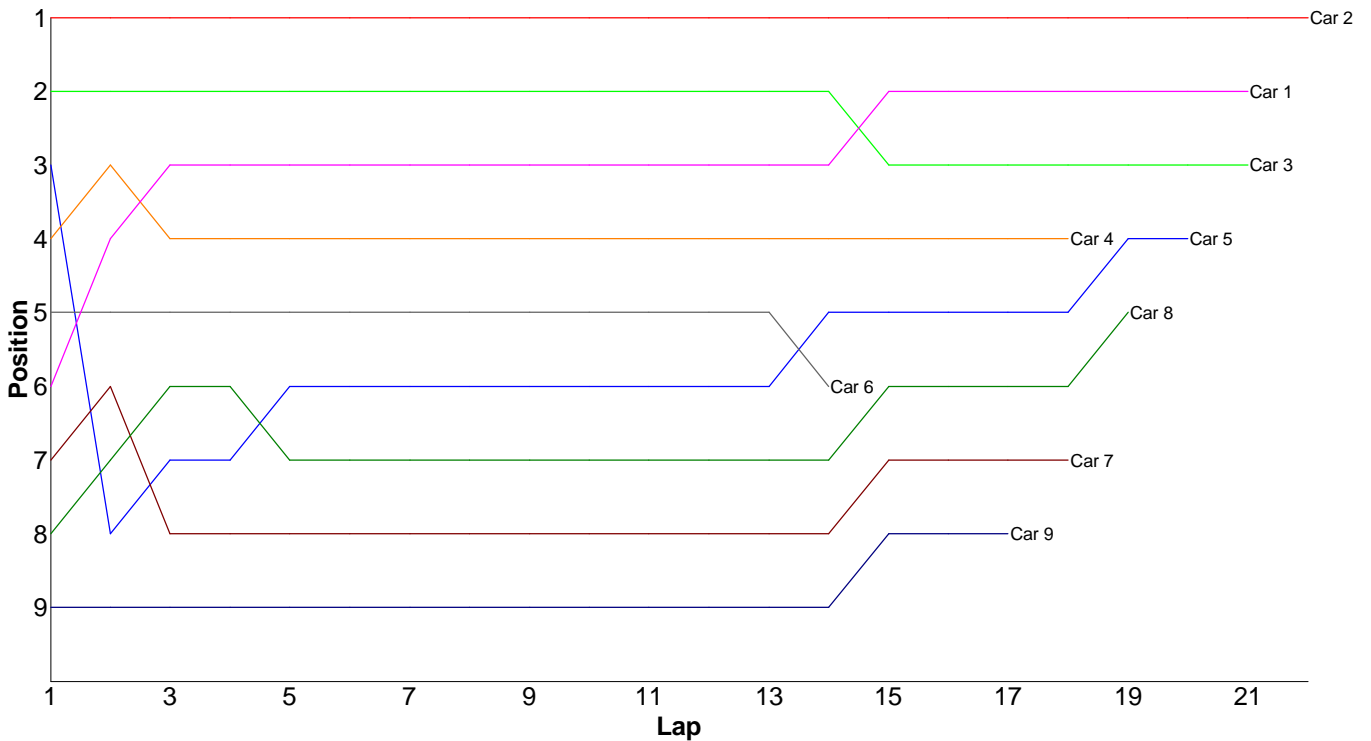
Lap	Car 1	Car 2	Car 3	Car 4	Car 5	Car 6	Car 7
1	7.99	8.46	11.17	8.97	9.32	9.47	10.26
2	14.67	14.42	14.92	16.18	14.88	15.14	14.95
3	14.61	14.32	15.03	15.14	14.36	14.82	16.89
4	14.50	16.03	14.61	15.02	14.97	15.16	15.02
5	14.65	14.64	14.88	14.82	14.48	17.80	14.99
6	14.31	14.78	14.61	14.67	15.07	15.11	14.45
7	14.51	18.43	14.67	14.64	14.69	14.78	14.85
8	14.41	14.94	14.42	14.49	14.39	14.63	14.97
9	14.21	14.45	14.59	16.30	14.40	15.06	14.82
10	14.38	14.74	14.59	15.74	14.38	19.21	17.23
11	14.52	14.43	14.84	21.96	14.52	15.13	14.79
12	14.56	14.32	14.46	14.87	14.70	15.67	15.07
13	14.39	14.60	14.91	14.83	14.81	15.02	14.69
14	14.41	14.39	14.38	14.55	14.42	14.95	14.41
15	14.43	14.38	14.44	14.80	14.34	18.82	25.87
16	14.38	14.41	14.73	29.11	15.00	14.69	14.53
17	14.42	14.61	14.48	15.09	14.58	15.76	14.80
18	14.78	14.61	14.80	14.90	14.57	14.94	14.66
19	14.31	14.40	14.40	18.80	14.49	14.73	15.07
20	14.53	14.48	14.51		14.57	15.28	14.85
21	15.56	14.76	14.51		14.55		
22	15.38						
23							



Modified - A Final

Pos	Car	Form	Name	Car Make	Result	Ave	Best
1	2		Brian Eldridge	Photon	22 / 311.74	14.17	13.95
2	1		Chris Delves	Losi	21 / 300.92	14.32	14.05
3	3		Ben Ingram	Photon	21 / 303.71	14.46	14.33
4	5		Chris O'donoghue	Photon	20 / 300.20	15.01	14.58
5	8		John Hyde	Schumacher	19 / 304.20	16.01	15.38
6	4		Jordan Mckulsky (J)	Photon	18 / 267.37	14.85	14.52
7	7		Mark Passingham	Schumacher	18 / 300.81	16.71	15.33
8	9		Chris House	Photon	17 / 302.82	17.81	14.83
9	6		Marlon Mckulsky	Associated	14 / 214.84	15.34	14.48

Lap	Car 1	Car 2	Car 3	Car 4	Car 5	Car 6	Car 7	Car 8	Car 9
1	10.61	8.39	9.82	10.19	10.04	10.49	11.09	11.48	33.62
2	15.07	13.95	14.67	15.35	17.90	15.73	15.90	16.08	22.52
3	15.02	14.88	14.48	15.30	16.16	15.15	25.75	16.26	17.44
4	14.64	15.13	14.55	16.34	15.31	17.47	16.72	15.47	18.47
5	14.60	14.46	14.69	15.21	15.87	14.85	16.57	16.56	15.69
6	14.95	14.19	14.36	14.76	14.97	15.06	16.49	15.75	17.08
7	14.39	14.40	14.45	15.00	14.75	15.07	15.33	15.67	16.59
8	14.06	14.26	14.44	14.76	14.58	14.48	16.29	15.57	16.37
9	14.30	14.38	14.37	15.18	15.58	14.74	15.61	16.36	14.83
10	14.27	14.22	14.94	14.99	15.00	14.79	15.57	15.55	15.51
11	14.41	14.30	14.43	14.84	14.75	14.78	20.74	16.53	15.18
12	14.05	14.26	14.56	14.74	14.79	15.01	15.96	15.77	15.20
13	14.36	15.51	14.61	14.53	14.72	14.92	15.89	15.38	18.35
14	14.21	14.35	14.42	14.52	14.92	22.30	16.35	16.49	15.09
15	14.17	14.45	15.42	14.69	14.82		15.33	15.89	17.23
16	14.32	14.28	14.81	14.64	15.02		18.68	16.13	16.28
17	14.54	14.28	14.36	14.76	15.78		16.15	16.97	17.37
18	14.42	14.27	14.55	17.57	15.08		16.39	16.18	
19	14.83	14.53	14.33		14.83			20.11	
20	15.02	14.50	14.75		15.33				
21	14.68	14.44	16.70						
22		14.31							
23									



<GT> - A Final

Pos	Car	Form	Name	Class	Car Make	Result	Ave	Best
1	2	F1	Nigel Moss	GT2	CRC	19 / 301.81	15.88	15.77
2	1		Mark Fagan	GT1	Associated	19 / 311.95	16.41	15.98
3	3		Mike Vorley	GT1	Xray	4 / 76.76	19.19	17.00

Lap	Car 1	Car 2	Car 3
1	13.68	9.34	12.34
2	16.05	16.39	17.00
3	15.98	16.03	20.28
4	17.26	15.92	27.14
5	16.63	15.77	
6	16.58	16.11	
7	16.45	16.76	
8	17.31	16.04	
9	16.58	16.42	
10	16.11	16.63	
11	16.88	16.48	
12	16.71	16.27	
13	16.44	16.32	
14	16.54	15.80	
15	16.34	16.15	
16	16.78	16.17	
17	16.60	16.18	
18	16.43	16.74	
19	16.60	16.29	
20			

