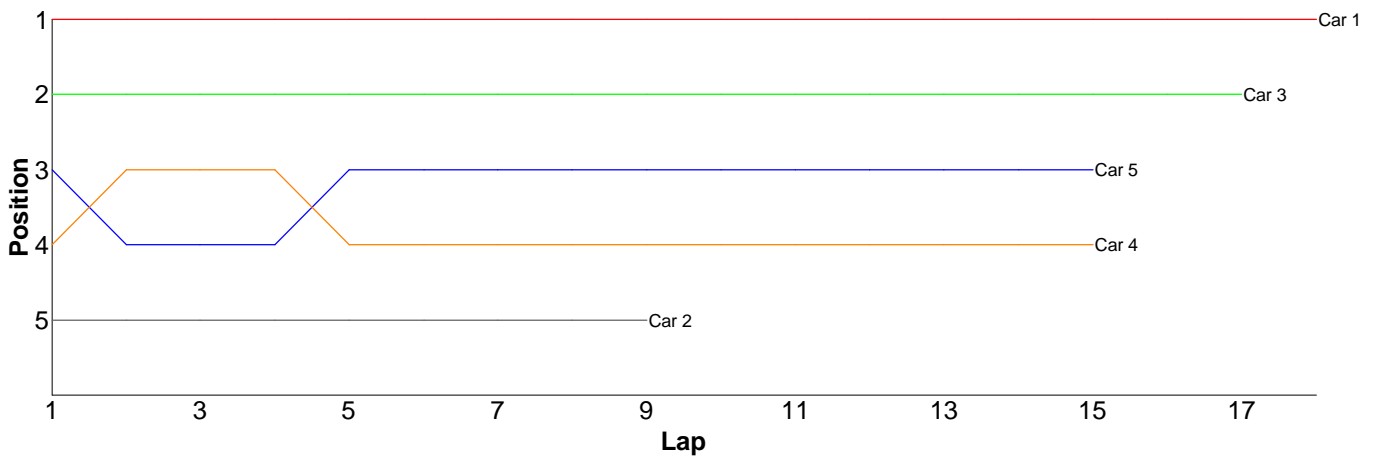


Race Results

Heat 1 - Round 1 (13.5 Stock)

Pos	Car	Form	Name	Car Make	Result	Ave	Best
1	1		Keith Aldridge	Photon	18 / 307.80	17.10	16.47
2	3	F2	Andy Lewis	Xray	17 / 324.73	19.10	17.14
3	5		David Chieng	Tamiya	15 / 302.39	20.15	18.47
4	4		Bradley Killick (J)	Xray	15 / 312.71	20.84	17.88
5	2	F2	Chris Howard	Schumacher	9 / 310.65	34.51	15.88

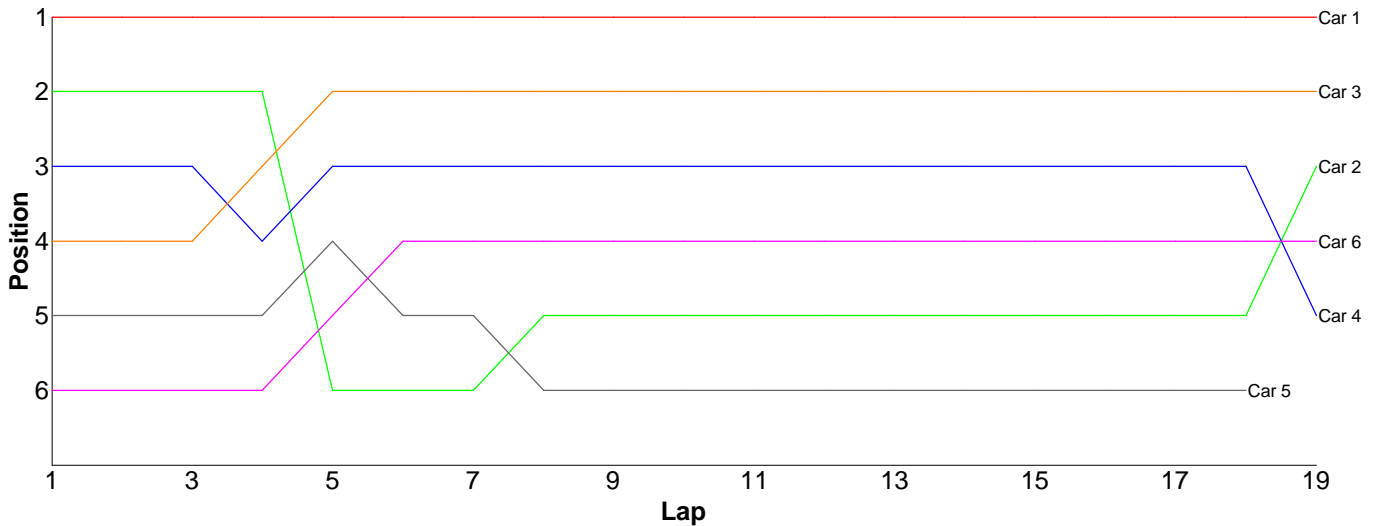
Lap	Car 1	Car 2	Car 3	Car 4	Car 5
1	17.24	179.47	18.69	23.90	23.31
2	17.08	16.54	17.84	18.78	19.43
3	16.76	16.39	17.73	18.74	18.93
4	16.87	16.58	18.33	19.22	19.82
5	16.48	16.61	17.14	23.96	19.98
6	16.91	16.31	17.80	26.20	19.04
7	17.32	15.88	18.02	20.79	19.46
8	17.20	16.52	20.31	27.19	20.86
9	17.41	16.35	19.94	18.24	19.46
10	17.30		18.19	18.66	18.47
11	17.81		19.54	19.12	25.81
12	17.59		21.40	17.88	19.66
13	17.06		19.48	21.14	20.21
14	16.47		17.69	18.40	18.83
15	17.98		18.50	20.49	19.12
16	16.86		19.28		
17	16.88		24.85		
18	16.58				
19					



Heat 2 - Round 1 (13.5 Stock)

Pos	Car	Form	Name	Car Make	Result	Ave	Best
1	1	F2	Jon Wilkins	Schumacher	19 / 301.17	15.85	15.26
2	3	F2	Ian Cairns	Schumacher	19 / 306.35	16.12	15.53
3	2	F2	Kevin Bissell	Xray	19 / 310.03	16.31	15.35
4	6	F2	Scott Stokes	Xray	19 / 310.80	16.35	15.76
5	4	F2	Kieran Stokes (J)	Xray	19 / 310.84	16.36	15.62
6	5	F2	Gerald Page	Tamiya	18 / 304.44	16.91	16.13

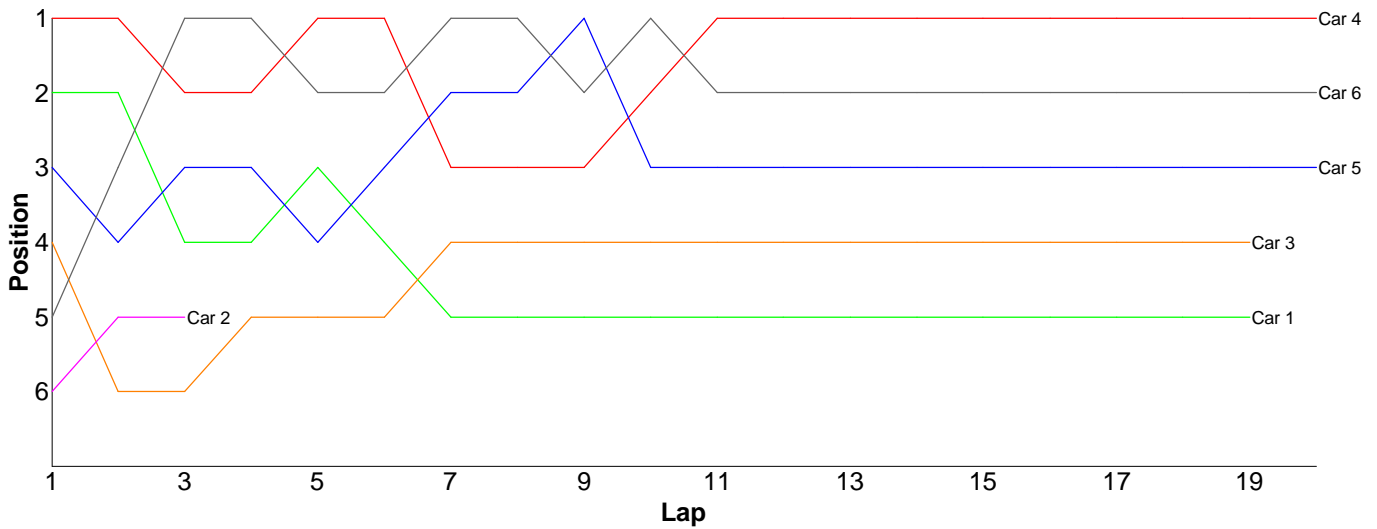
Lap	Car 1	Car 2	Car 3	Car 4	Car 5	Car 6
1	15.44	15.91	16.20	15.99	16.61	17.42
2	15.37	15.61	16.02	15.62	16.53	16.96
3	15.26	15.94	15.65	16.16	16.51	17.10
4	15.48	16.03	15.72	17.70	16.14	16.44
5	15.41	23.61	15.99	15.84	16.15	16.68
6	15.92	17.12	16.04	16.06	20.94	16.48
7	17.50	15.68	15.53	15.88	16.57	15.92
8	16.08	15.56	16.03	16.11	16.55	16.65
9	15.48	15.95	16.02	15.89	16.25	16.18
10	15.64	15.65	16.29	16.15	16.33	16.21
11	16.08	16.27	15.91	16.63	16.60	16.41
12	15.74	16.68	15.78	16.06	21.13	16.14
13	16.07	15.90	16.08	16.25	16.61	16.02
14	16.09	15.47	16.00	16.01	16.34	15.76
15	15.81	15.43	15.68	16.57	16.13	15.78
16	15.73	16.62	17.26	16.28	16.32	16.06
17	16.14	15.72	15.79	16.78	16.37	15.95
18	16.00	15.53	17.94	18.43	16.36	16.35
19	15.93	15.35	16.42	16.43		16.29
20						



Heat 3 - Round 1 (13.5 Stock)

Pos	Car	Form	Name	Car Make	Result	Ave	Best
1	4	F1	Anthony Pedder	Schumacher	20 / 305.36	15.26	14.84
2	6	F2	David Johnson	Schumacher	20 / 313.55	15.67	14.72
3	5	F2	Neil Talbot	Xray	20 / 314.26	15.71	15.08
4	3	F1	Rob Baxter	Xray	19 / 302.55	15.92	14.85
5	1	F1	Jamie Gill	Yokomo	19 / 310.89	16.36	15.07
6	2	F1	James Davis	Tamiya	3 / 46.70	15.56	15.22

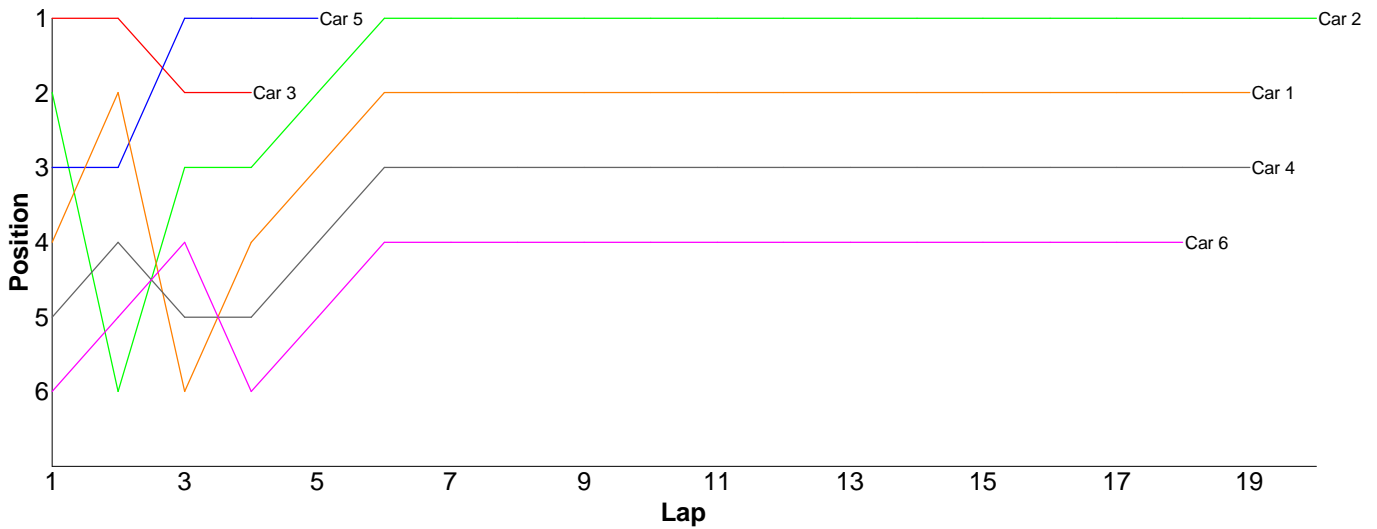
Lap	Car 1	Car 2	Car 3	Car 4	Car 5	Car 6
1	15.07	15.84	15.33	15.02	15.12	15.59
2	15.23	15.64	23.39	15.02	15.58	14.91
3	16.08	15.22	15.23	15.51	15.31	14.72
4	15.36		15.13	15.33	15.44	15.22
5	15.20		14.85	15.09	16.49	16.48
6	21.37		14.87	15.10	15.12	15.27
7	15.43		14.88	17.26	15.20	15.14
8	15.39		15.17	15.16	15.08	15.78
9	15.39		15.19	15.50	15.08	15.51
10	16.16		15.86	14.84	15.52	15.09
11	15.54		15.21	14.94	15.32	15.38
12	18.39		15.30	15.17	15.92	14.91
13	21.53		15.11	15.28	16.76	17.56
14	15.85		15.35	14.96	15.18	15.10
15	15.69		20.68	15.52	15.57	15.34
16	16.12		15.35	15.12	15.76	15.34
17	15.64		15.22	15.11	15.28	15.41
18	15.50		15.11	15.20	15.40	15.21
19	15.95		15.32	14.99	19.33	19.98
20				15.24	15.80	15.61
21						



Heat 4 - Round 1 (13.5 Stock)

Pos	Car	Form	Name	Car Make	Result	Ave	Best
1	2	F1	Brian Killick	Xray	20 / 309.77	15.48	14.98
2	1	F1	Remo Casadei	Schumacher	19 / 300.13	15.79	14.82
3	4		Les Baldry	Photon	19 / 310.58	16.34	15.38
4	6	F2	Dave Skelton	Xray	18 / 302.60	16.81	15.22
5	5	F1	Joe Jenyavanija	Schumacher	5 / 78.34	15.66	14.90
6	3	F1	David Clift	Schumacher	4 / 62.60	15.65	14.95

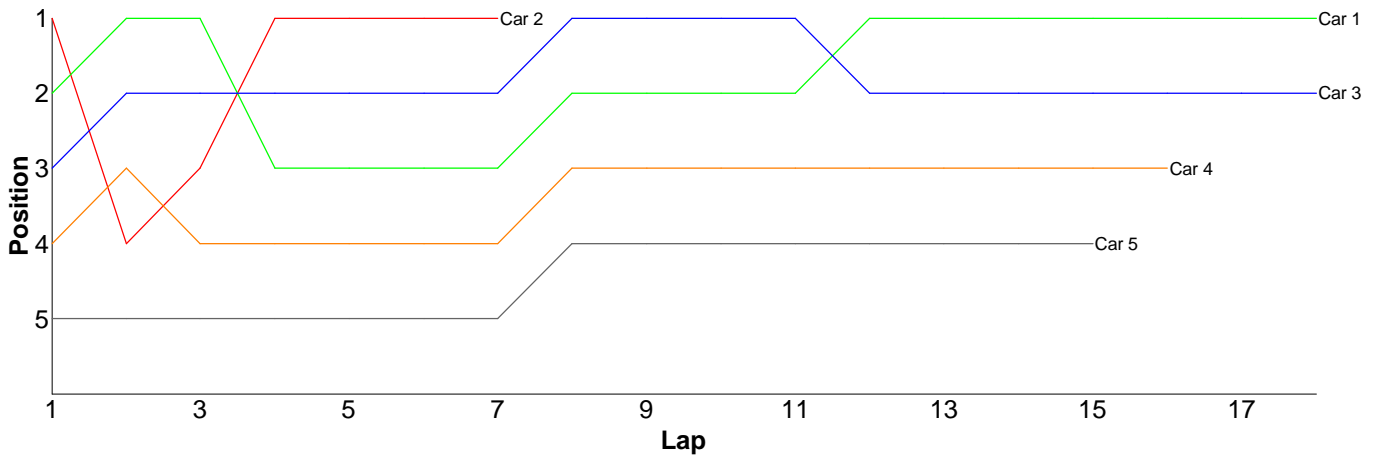
Lap	Car 1	Car 2	Car 3	Car 4	Car 5	Car 6
1	15.22	15.15	14.95	15.64	15.16	17.16
2	14.82	18.82	15.05	16.73	16.24	15.75
3	21.88	15.22	17.50	19.33	15.07	17.73
4	15.45	15.77	15.10	15.90	14.90	20.84
5	15.63	15.57		15.75	16.97	16.41
6	15.75	15.22		15.62		19.84
7	15.28	15.29		15.63		15.40
8	15.41	15.16		15.38		15.22
9	15.28	15.09		16.17		17.90
10	16.29	15.24		15.53		16.95
11	15.22	14.98		18.36		15.40
12	15.03	15.58		15.75		16.14
13	15.75	15.31		15.94		15.71
14	15.38	15.32		15.91		17.79
15	15.40	15.19		15.80		15.70
16	15.33	15.41		19.02		15.50
17	15.49	15.41		16.20		16.56
18	15.58	15.41		15.88		16.60
19	15.94	15.30		16.04		
20		15.33				
21						



Heat 5 - Round 1 (<17.5 / GT2>)

Pos	Car	Form	Name	Class	Car Make	Result	Ave	Best
1	1	F1	Ian Newton	17.5 Sport	Photon	18 / 301.42	16.74	15.96
2	3		Keith Aldridge	GT2	Associated	18 / 322.99	17.94	15.83
3	4		Paul Taylor	17.5 Sport	Schumacher	16 / 302.17	18.88	17.14
4	5	F2	Chris Howard	17.5 Sport	Schumacher	15 / 312.81	20.85	19.39
5	2	F1	Nigel Moss	GT2	CRC	7 / 115.12	16.44	15.78

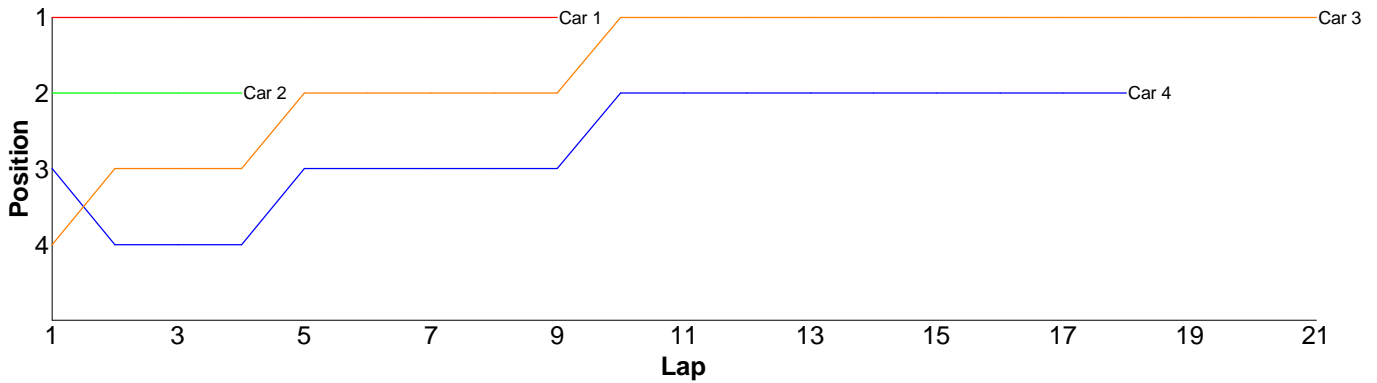
Lap	Car 1	Car 2	Car 3	Car 4	Car 5
1	16.19	16.01	17.47	17.76	20.94
2	17.08	19.05	16.69	17.14	20.45
3	16.95	15.84	16.70	18.10	19.50
4	18.67	15.82	16.54	22.46	22.37
5	16.51	16.22	16.64	18.04	20.06
6	16.36	15.78	16.62	17.72	19.39
7	16.24	16.40	16.34	24.60	22.18
8	16.51		16.00	18.08	20.85
9	15.96		16.83	18.08	19.97
10	16.40		16.98	17.66	22.36
11	17.43		15.83	18.88	26.64
12	17.07		25.00	17.97	19.64
13	16.68		21.61	20.54	19.59
14	16.58		17.06	18.54	19.40
15	16.51		18.88	18.21	19.47
16	16.70		17.57	18.39	
17	16.71		17.04		
18	16.87		23.19		
19					



Heat 6 - Round 1 (10.5 ProStk)

Pos	Car	Form	Name	Car Make	Result	Ave	Best
1	3	F1	Kieran Clift (J)	Schumacher	21 / 309.45	14.73	14.46
2	4		Nick Adams	Xray	18 / 307.00	17.05	14.39
3	1	F1	Glen Westwood	Xray	9 / 128.26	14.25	14.01
4	2	F1	Ori Sohachevsky	Schumacher	4 / 58.12	14.53	14.33

Lap	Car 1	Car 2	Car 3	Car 4
1	14.33	14.79	14.98	14.97
2	14.20	14.63	14.60	14.65
3	14.03	14.37	14.71	34.04
4	14.22	14.33	14.46	15.44
5	14.01		14.93	14.67
6	14.42		14.66	14.45
7	14.24		14.61	14.39
8	14.34		15.92	14.56
9	14.47		14.46	22.39
10			14.50	14.64
11			14.71	17.48
12			14.81	15.97
13			14.75	15.30
14			14.77	23.22
15			14.55	15.40
16			14.56	15.26
17			14.75	14.98
18			14.57	15.19
19			14.79	
20			14.67	
21			14.69	
22				

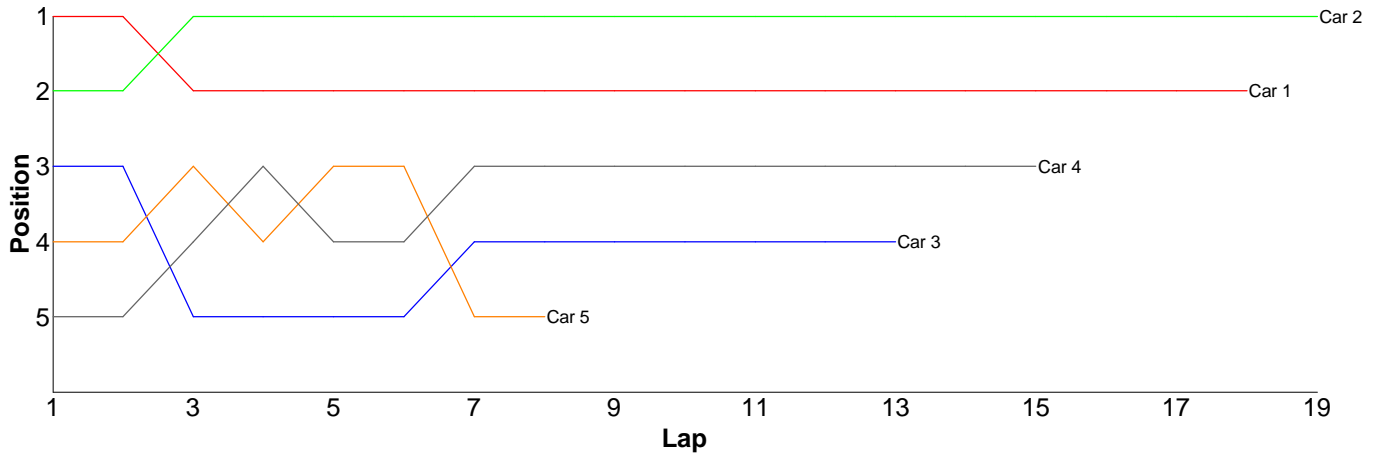


Heat 1 - Round 2 (13.5 Stock)

Pos	Car	Form	Name	Car Make	Result	Ave	Best
1	2	F2	Chris Howard	Schumacher	19 / 314.29	16.54	15.62
2	1		Keith Aldridge	Photon	18 / 311.56	17.30	16.05
3	4		Bradley Killick (J)	Xray	15 / 313.00	20.86	18.50
4	3	F2	Andy Lewis	Xray	13 / 312.54	24.04	18.00
5	5		David Chieng	Tamiya	8 / 301.94	37.74	17.64

Lap	Car 1	Car 2	Car 3	Car 4	Car 5
1	16.47	17.41	19.01	21.35	20.88
2	16.92	16.74	18.61	19.08	17.85
3	24.28	16.32	25.81	18.50	19.04
4	16.64	15.97	21.84	19.88	24.44
5	16.39	16.60	30.26	28.71	18.80
6	21.74	17.76	35.29	19.43	17.64
7	16.49	16.46	18.00	19.34	163.92

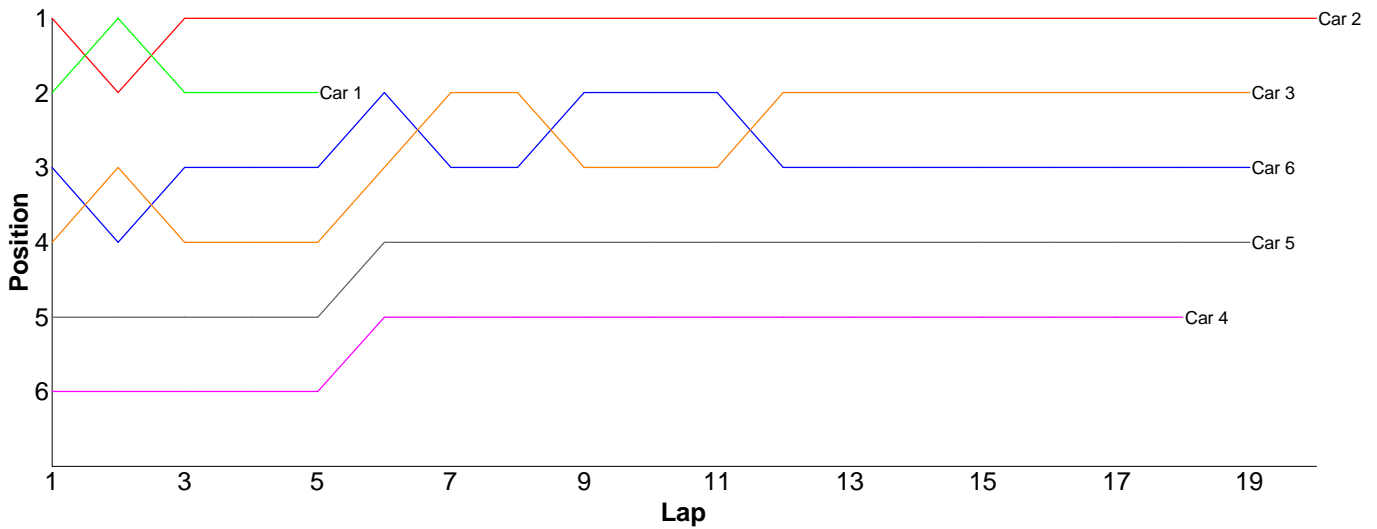
8	16.25	16.17	24.50	21.60	19.37
9	16.15	15.82	21.97	20.23	
10	16.54	17.43	38.80	18.96	
11	16.17	16.72	19.45	19.93	
12	17.16	16.13	19.52	20.03	
13	17.55	15.62	19.48	18.58	
14	16.05	15.77		28.19	
15	16.31	17.68		19.19	
16	16.32	16.16			
17	16.85	17.13			
18	17.28	16.36			
19		16.04			
20					



Heat 2 - Round 2 (13.5 Stock)

Pos	Car	Form	Name	Car Make	Result	Ave	Best
1	2	F2	Kevin Bissell	Xray	20 / 309.11	15.45	15.18
2	3	F2	Ian Cairns	Schumacher	19 / 302.66	15.92	15.42
3	6	F2	Scott Stokes	Xray	19 / 303.51	15.97	15.43
4	5	F2	Gerald Page	Tamiya	19 / 313.94	16.52	15.86
5	4	F2	Kieran Stokes (J)	Xray	18 / 303.32	16.85	15.24
6	1	F2	Jon Wilkins	Schumacher	5 / 76.53	15.30	15.07

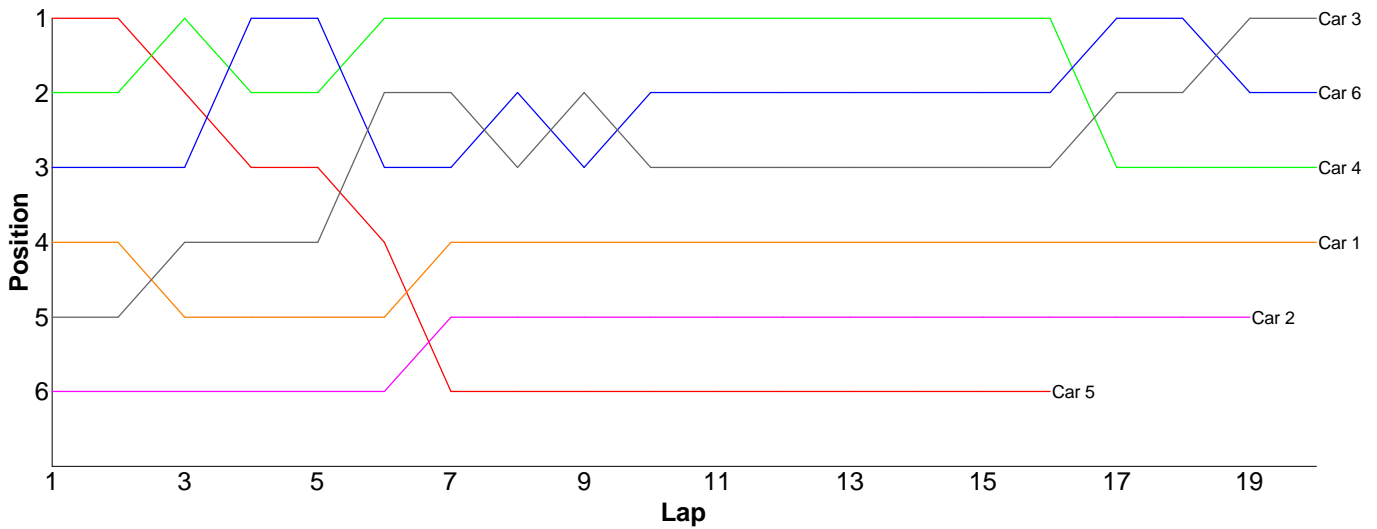
Lap	Car 1	Car 2	Car 3	Car 4	Car 5	Car 6
1	15.36	15.20	15.98	17.35	16.66	15.84
2	15.07	15.69	15.65	17.61	16.12	15.79
3	15.75	15.18	16.57	18.71	16.25	15.70
4	15.18	15.21	15.81	15.24	16.20	15.45
5	15.17	15.23	15.42	16.60	16.41	15.85
6		15.86	16.66	15.75	16.20	16.18
7		15.29	15.54	15.34	15.86	17.31
8		15.55	15.88	17.17	16.35	16.10
9		15.41	16.34	16.41	16.21	15.45
10		15.23	15.53	15.79	19.02	15.43
11		15.44	15.51	18.71	16.89	15.48
12		15.82	15.96	22.25	16.17	16.37
13		15.38	15.56	16.00	16.21	16.07
14		16.03	16.06	15.86	16.05	16.18
15		15.30	16.19	15.93	17.69	15.52
16		15.52	15.75	17.19	16.22	15.69
17		15.74	16.12	15.83	16.26	16.36
18		15.61	15.99	15.58	16.43	16.22
19		15.18	16.14		16.74	16.52
20		15.24				
21						



Heat 3 - Round 2 (13.5 Stock)

Pos	Car	Form	Name	Car Make	Result	Ave	Best
1	3	F1	Rob Baxter	Xray	20 / 303.25	15.16	14.73
2	6	F2	David Johnson	Schumacher	20 / 305.03	15.25	14.76
3	4	F1	Anthony Pedder	Schumacher	20 / 305.71	15.28	14.78
4	1	F1	Jamie Gill	Yokomo	20 / 310.13	15.50	15.02
5	2	F1	James Davis	Tamiya	19 / 309.43	16.28	15.25
6	5	F2	Neil Talbot	Xray	16 / 260.32	16.27	14.86

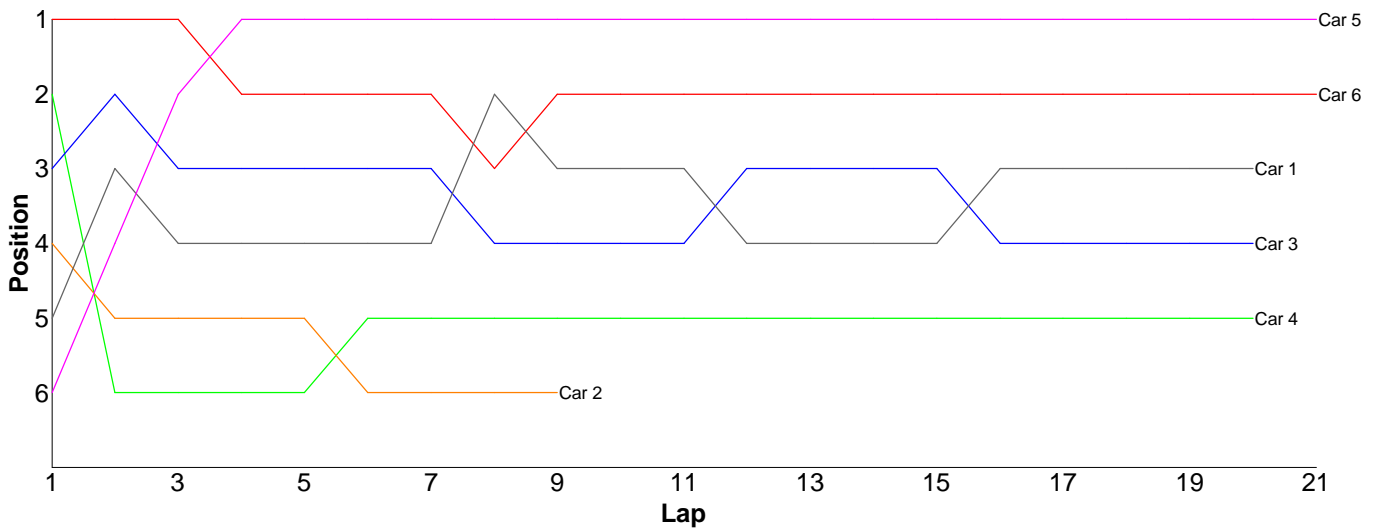
Lap	Car 1	Car 2	Car 3	Car 4	Car 5	Car 6
1	15.46	15.78	15.58	15.33	15.21	15.43
2	15.07	16.03	15.50	14.79	14.86	14.77
3	15.52	15.54	14.92	14.93	15.16	15.11
4	15.28	15.43	15.09	15.61	15.77	14.85
5	15.54	15.62	15.05	14.87	14.99	14.96
6	15.37	15.95	14.73	15.03	15.20	15.78
7	15.02	15.60	15.02	14.86	22.72	15.23
8	15.62	15.25	15.27	15.09	15.64	14.76
9	15.54	15.30	14.79	14.98	15.36	15.06
10	15.43	15.42	15.25	14.78	15.34	14.89
11	15.48	15.27	15.07	15.06	15.14	15.32
12	15.71	18.48	15.09	14.91	21.34	14.86
13	15.78	16.18	14.94	15.06	15.64	14.80
14	15.51	16.71	15.35	15.14	16.95	15.31
15	15.39	16.09	15.49	15.03	15.56	14.99
16	15.54	15.87	15.18	15.04	15.44	14.97
17	15.34	18.79	15.17	19.02		15.29
18	15.68	15.65	15.17	15.20		15.14
19	16.00	20.47	15.39	15.64		17.59
20	15.85		15.20	15.34		15.92
21						



Heat 4 - Round 2 (13.5 Stock)

Pos	Car	Form	Name	Car Make	Result	Ave	Best
1	5	F1	Joe Jenyavanija	Schumacher	21 / 312.04	14.85	14.45
2	6	F2	Dave Skelton	Xray	21 / 314.24	14.96	14.53
3	1	F1	Remo Casadei	Schumacher	20 / 309.30	15.46	14.66
4	3	F1	David Clift	Schumacher	20 / 311.14	15.55	14.76
5	4		Les Baldry	Photon	20 / 314.73	15.73	15.08
6	2	F1	Brian Killick	Xray	9 / 153.14	17.01	15.02

Lap	Car 1	Car 2	Car 3	Car 4	Car 5	Car 6
1	15.55	15.45	15.11	15.08	15.63	14.72
2	14.84	15.08	15.07	15.57	14.76	14.88
3	15.10	15.02	14.95	16.44	14.49	15.04
4	14.85	15.07	14.76	15.50	14.45	14.82
5	15.03	15.36	14.87	15.65	14.81	15.01
6	14.99	21.09	15.07	15.68	14.91	14.76
7	14.69	16.01	15.20	15.32	14.76	15.10
8	14.66	15.19	15.02	15.75	14.92	15.55
9	15.23	24.87	15.20	15.81	14.71	15.01
10	15.15		15.20	15.51	14.69	14.53
11	15.15		15.36	15.97	14.56	14.69
12	17.75		15.26	15.66	14.94	15.41
13	15.24		15.22	15.73	15.03	14.67
14	15.18		16.08	15.60	14.75	14.85
15	15.25		15.48	16.04	14.77	14.88
16	18.02		19.24	15.71	14.90	15.02
17	15.68		15.32	16.12	15.23	15.63
18	15.65		15.96	15.61	14.93	15.02
19	15.54		15.82	15.63	14.81	14.97
20	15.75		16.95	16.35	15.15	14.78
21					14.84	14.90
22						

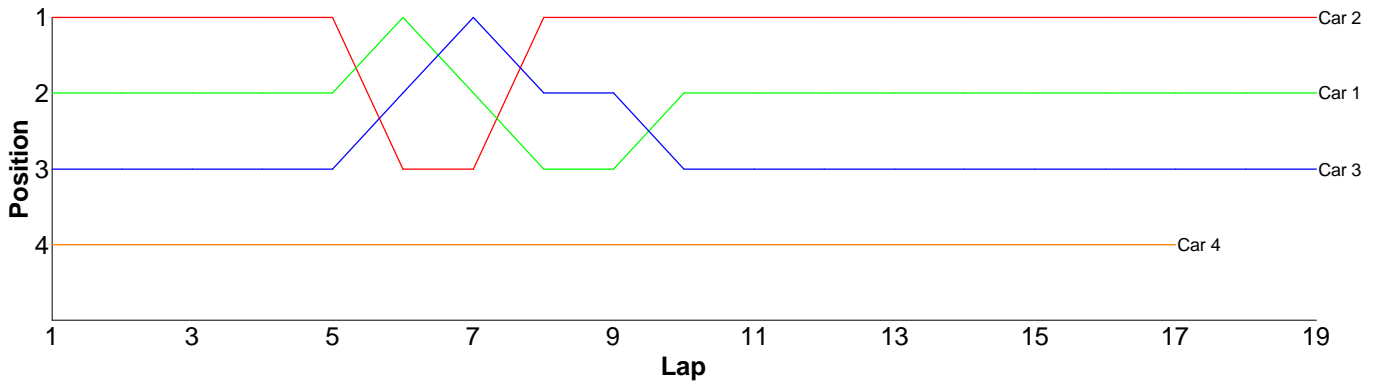


Heat 5 - Round 2 (<17.5 / GT2>)

Pos	Car	Form	Name	Class	Car Make	Result	Ave	Best
1	2	F1	Nigel Moss	GT2	CRC	19 / 309.02	16.26	15.76
2	1	F1	Ian Newton	17.5 Sport	Photon	19 / 312.63	16.45	15.91
3	3		Keith Aldridge	GT2	Associated	19 / 314.50	16.55	15.48
4	4		Paul Taylor	17.5 Sport	Schumacher	17 / 307.13	18.06	17.48
5	5	F2	Chris Howard	17.5 Sport	Schumacher	0 / 0.00	0.00	0.00

Lap Car 1 Car 2 Car 3 Car 4 Car 5

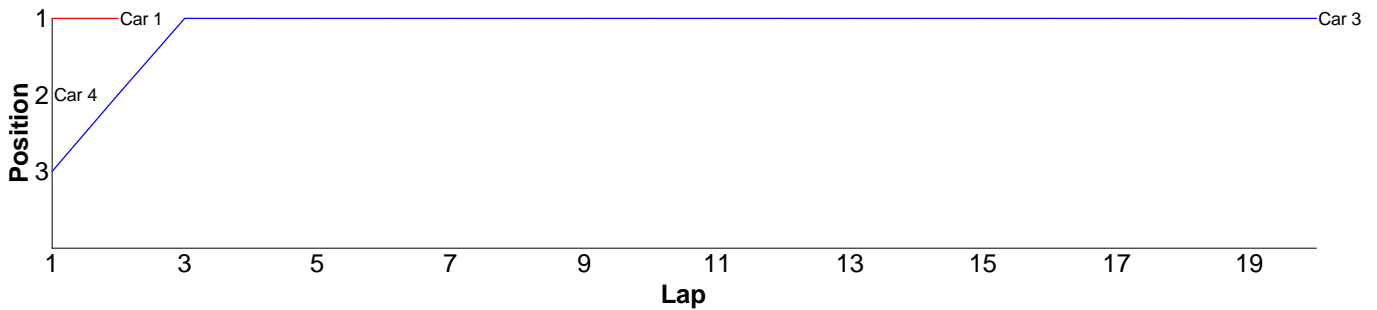
1	16.12	16.08	17.30	17.48	
2	15.91	15.87	16.01	17.92	
3	16.28	15.76	15.92	17.80	
4	16.14	16.05	16.06	17.77	
5	16.05	15.90	15.84	18.34	
6	16.54	17.46	15.98	17.72	
7	16.21	16.15	15.48	19.20	
8	17.04	15.85	17.00	17.92	
9	16.53	15.96	16.58	18.72	
10	16.48	16.60	18.69	18.02	
11	16.60	16.37	17.73	18.09	
12	16.57	16.06	18.55	17.77	
13	16.21	16.15	16.52	18.14	
14	16.35	16.28	16.56	17.87	
15	16.67	16.18	16.63	18.06	
16	16.82	15.99	15.64	18.19	
17	16.46	16.27	15.85	18.12	
18	16.74	16.57	16.02		
19	16.91	17.47	16.14		
20					



Heat 6 - Round 2 (10.5 ProStk)

Pos	Car	Form	Name	Car Make	Result	Ave	Best
1	3	F1	Kieran Clift (J)	Schumacher	20 / 302.43	15.12	14.57
2	1	F1	Glen Westwood	Xray	2 / 28.53	14.26	14.24
3	4		Nick Adams	Xray	1 / 15.02	15.02	15.02
4	2	F1	Ori Sohachevsky	Schumacher	0 / 0.00	0.00	0.00

Lap	Car 1	Car 2	Car 3	Car 4
1	14.29		15.36	15.02
2	14.24		14.57	
3			18.59	
4			14.86	
5			14.95	
6			14.75	
7			14.75	
8			14.74	
9			15.74	
10			15.03	
11			14.95	
12			14.93	
13			14.81	
14			14.92	
15			14.79	
16			15.17	
17			15.08	
18			14.79	
19			14.71	
20			14.94	
21				

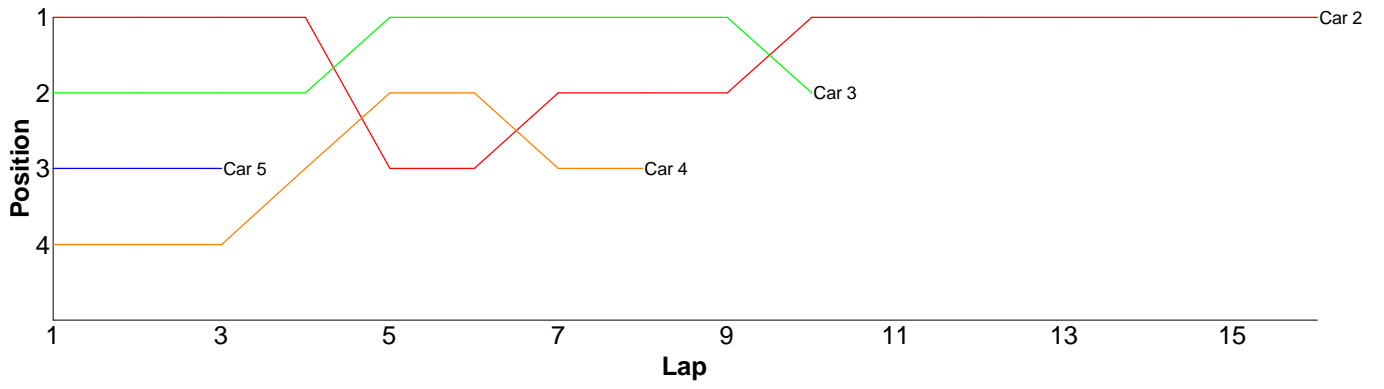


Heat 1 - Round 3 (13.5 Stock)

Pos	Car	Form	Name	Car Make	Result	Ave	Best
1	2	F2	Chris Howard	Schumacher	16 / 301.82	18.86	15.66
2	3	F2	Andy Lewis	Xray	10 / 209.20	20.92	16.90
3	4		Bradley Killick (J)	Xray	8 / 191.15	23.89	18.51
4	5		David Chieng	Tamiya	3 / 66.86	22.28	18.88
5	1		Keith Aldridge	Photon	0 / 0.00	0.00	0.00

Lap	Car 1	Car 2	Car 3	Car 4	Car 5
1		16.29	19.96	24.63	24.56
2		16.04	24.37	27.65	23.42
3		16.05	16.90	18.97	18.88
4		16.19	23.29	18.99	
5		56.88	19.19	18.62	
6		16.69	18.87	18.64	
7		16.45	17.60	45.14	
8		17.81	22.26	18.51	
9		16.06	17.71		
10		15.86	29.05		

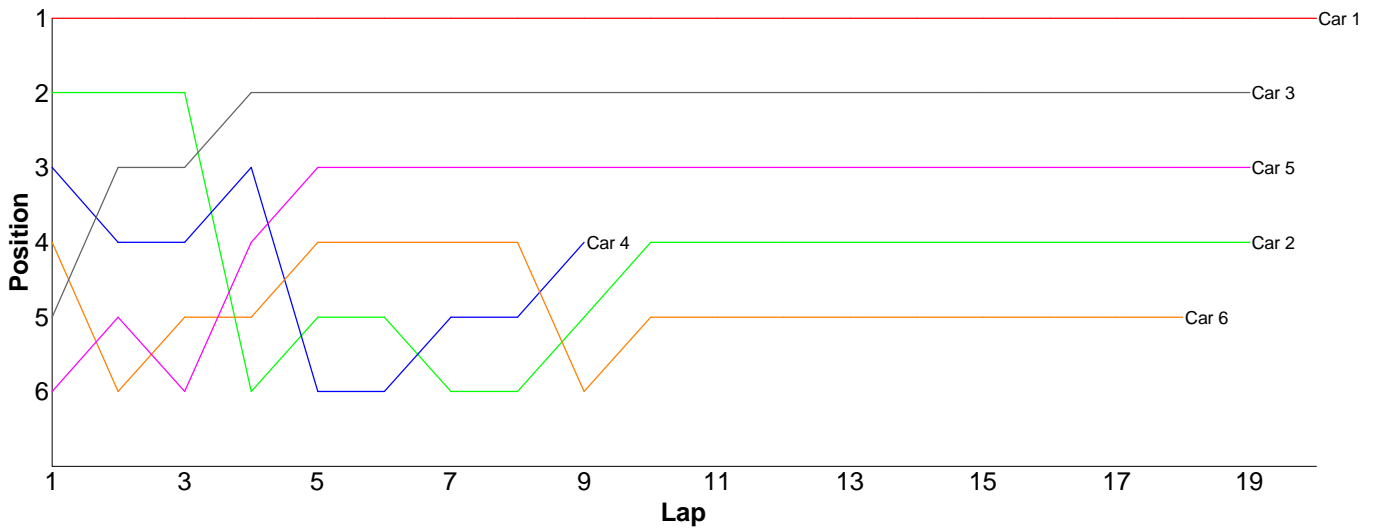
11 16.22
12 16.51
13 15.66
14 15.97
15 16.51
16 16.63
17



Heat 2 - Round 3 (13.5 Stock)

Pos	Car	Form	Name	Car Make	Result	Ave	Best
1	1	F2	Jon Wilkins	Schumacher	20 / 312.14	15.60	15.18
2	3	F2	Ian Cairns	Schumacher	19 / 302.94	15.94	15.49
3	5	F2	Gerald Page	Tamiya	19 / 313.00	16.47	15.98
4	2	F2	Kevin Bissell	Xray	19 / 313.58	16.50	15.25
5	6	F2	Scott Stokes	Xray	18 / 306.55	17.03	15.43
6	4	F2	Kieran Stokes (J)	Xray	9 / 155.16	17.24	15.42

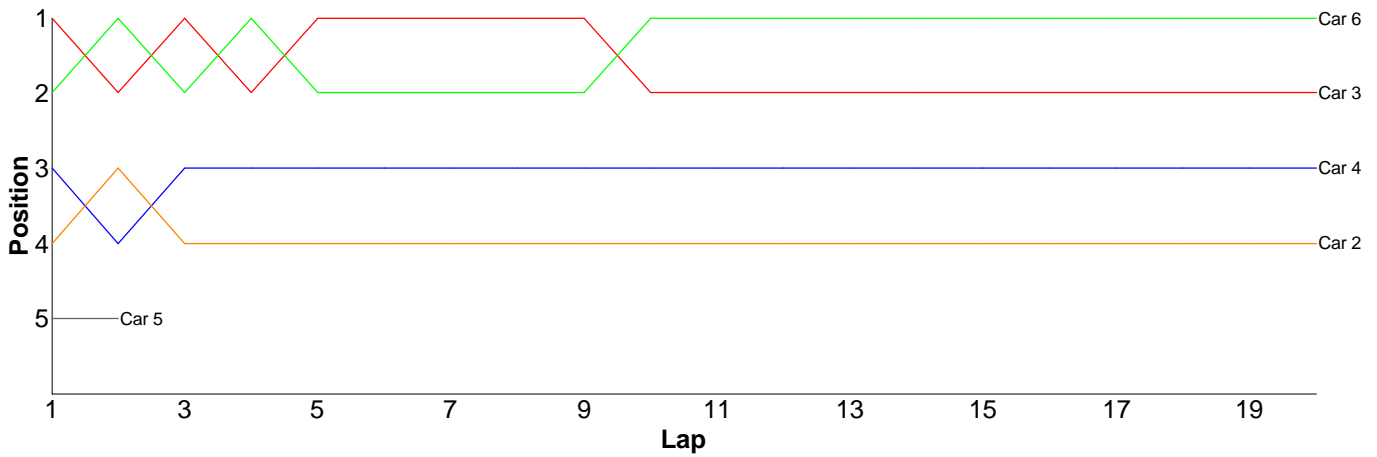
Lap	Car 1	Car 2	Car 3	Car 4	Car 5	Car 6
1	15.18	15.47	16.99	15.76	16.99	16.11
2	15.43	15.59	15.73	17.58	16.53	17.57
3	15.53	16.65	15.81	15.99	16.46	15.92
4	15.21	23.80	15.49	15.81	16.24	21.83
5	15.44	18.24	15.71	27.40	16.45	15.43
6	15.56	16.72	15.77	15.72	16.23	16.45
7	15.38	18.13	16.00	15.98	16.26	15.95
8	15.66	15.89	16.01	15.50	16.45	17.00
9	15.46	15.43	15.72	15.42	16.31	22.46
10	15.42	15.25	16.50		15.98	16.71
11	15.57	16.43	15.93		16.54	16.96
12	16.54	16.10	15.68		16.57	16.25
13	15.97	16.11	15.58		17.23	17.65
14	16.21	15.80	15.91		16.41	16.20
15	15.47	15.66	15.51		16.36	15.95
16	15.65	15.60	16.22		16.46	15.76
17	15.56	15.54	16.23		16.58	16.09
18	15.66	15.60	16.11		16.45	16.26
19	15.59	15.57	16.04		16.50	
20	15.65					
21						



Heat 3 - Round 3 (13.5 Stock)

Pos	Car	Form	Name	Car Make	Result	Ave	Best
1	6	F2	David Johnson	Schumacher	20 / 303.74	15.18	14.68
2	3	F1	Rob Baxter	Xray	20 / 305.64	15.28	15.02
3	4	F1	Anthony Pedder	Schumacher	20 / 307.71	15.38	14.95
4	2	F1	James Davis	Tamiya	20 / 311.98	15.59	15.10
5	5	F2	Neil Talbot	Xray	2 / 33.00	16.50	16.13
6	1	F1	Jamie Gill	Yokomo	0 / 0.00	0.00	0.00

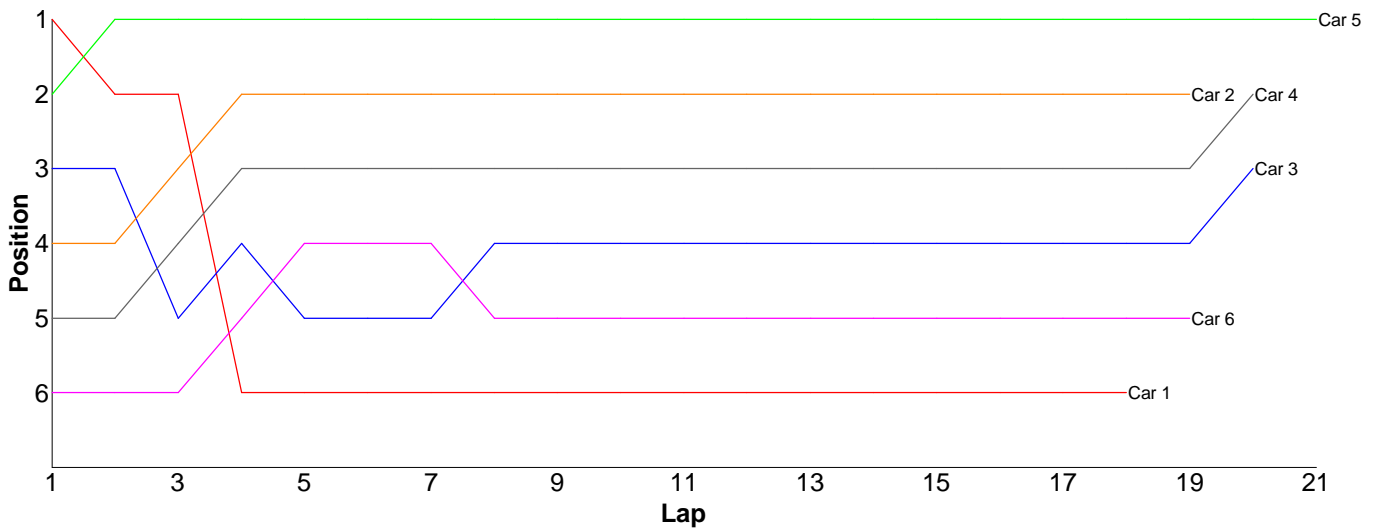
Lap	Car 1	Car 2	Car 3	Car 4	Car 5	Car 6
1		16.03	15.17	15.97	16.13	15.40
2		15.45	15.33	15.56	16.87	14.68
3		16.54	15.02	15.41		15.55
4		15.65	15.58	14.95		15.30
5		15.47	15.02	15.31		15.78
6		15.53	15.09	15.30		15.25
7		15.36	15.30	15.34		15.30
8		15.24	15.44	15.52		15.08
9		16.08	15.12	15.12		14.89
10		15.10	15.11	15.52		14.76
11		15.39	15.17	15.70		15.03
12		15.28	15.03	15.23		15.35
13		15.32	15.12	15.09		15.02
14		15.28	15.20	15.38		15.02
15		15.58	15.09	15.96		14.81
16		15.42	15.33	15.31		15.41
17		15.29	15.44	15.26		15.18
18		15.14	16.42	15.26		16.03
19		15.63	15.56	15.31		15.05
20		17.20	15.10	15.21		14.85
21						



Heat 4 - Round 3 (13.5 Stock)

Pos	Car	Form	Name	Car Make	Result	Ave	Best
1	5	F1	Joe Jenyavanija	Schumacher	21 / 310.18	14.77	14.40
2	4		Les Baldry	Photon	20 / 308.75	15.43	15.22
3	3	F1	David Clift	Schumacher	20 / 310.70	15.53	14.74
4	2	F1	Brian Killick	Xray	19 / 289.04	15.21	14.98
5	6	F2	Dave Skelton	Xray	19 / 301.18	15.85	15.04
6	1	F1	Remo Casadei	Schumacher	18 / 304.28	16.90	14.70

Lap	Car 1	Car 2	Car 3	Car 4	Car 5	Car 6
1	14.72	15.43	14.98	15.69	14.90	16.08
2	14.90	15.12	14.74	15.37	14.40	15.81
3	14.70	15.23	19.24	15.38	14.55	17.43
4	24.18	14.98	15.67	15.66	14.54	15.33
5	16.77	15.10	15.69	15.33	14.51	15.04
6	15.64	15.25	15.27	15.50	14.51	15.25
7	14.94	15.17	15.10	15.31	14.69	15.06
8	14.92	15.13	15.15	15.29	14.58	16.51
9	29.11	15.47	15.22	15.33	14.59	15.22
10	15.33	15.14	15.11	15.35	14.79	15.48
11	15.04	15.14	15.60	15.34	14.90	19.35
12	15.29	15.13	15.44	15.87	14.69	15.27
13	15.34	15.21	15.32	15.23	14.84	15.53
14	15.28	15.25	15.13	15.46	14.97	15.58
15	20.49	15.22	15.36	15.35	14.79	15.32
16	15.30	15.18	15.30	15.28	14.98	15.20
17	16.86	15.28	15.39	15.65	14.92	16.68
18	15.47	15.38	15.53	15.22	14.91	15.46
19		15.23	15.89	15.32	15.27	15.58
20			15.57	15.82	14.76	
21					15.09	
22						

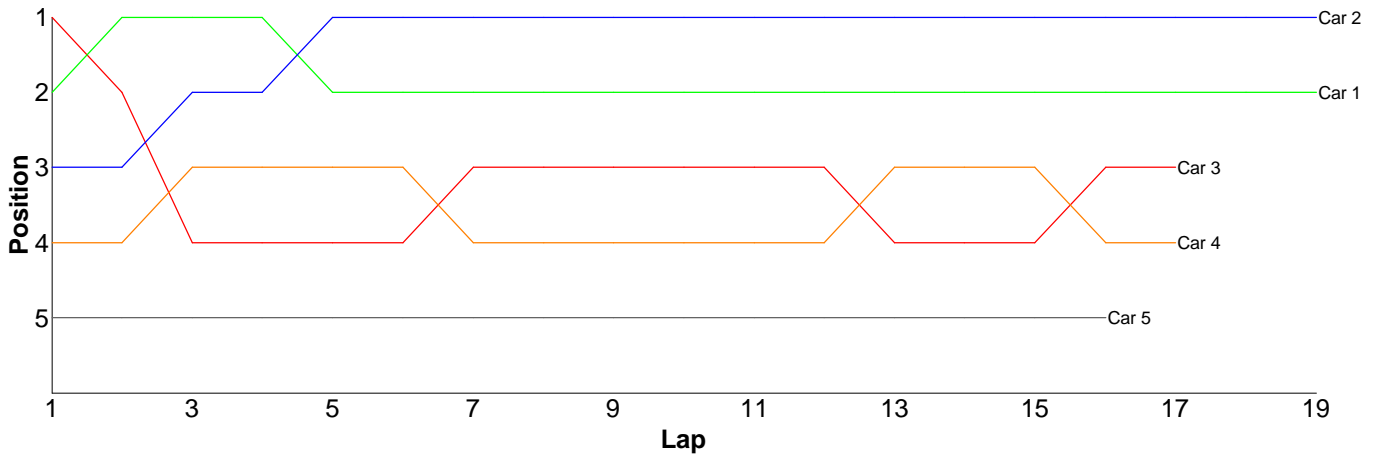


Heat 5 - Round 3 (<17.5 / GT2>)

Pos	Car	Form	Name	Class	Car Make	Result	Ave	Best
1	2	F1	Nigel Moss	GT2	CRC	19 / 305.26	16.06	15.60
2	1	F1	Ian Newton	17.5 Sport	Photon	19 / 311.60	16.40	15.88
3	3		Keith Aldridge	GT2	Associated	17 / 303.65	17.86	15.55
4	4		Paul Taylor	17.5 Sport	Schumacher	17 / 305.52	17.97	16.99
5	5	F2	Chris Howard	17.5 Sport	Schumacher	16 / 315.73	19.73	18.63

Lap Car 1 Car 2 Car 3 Car 4 Car 5

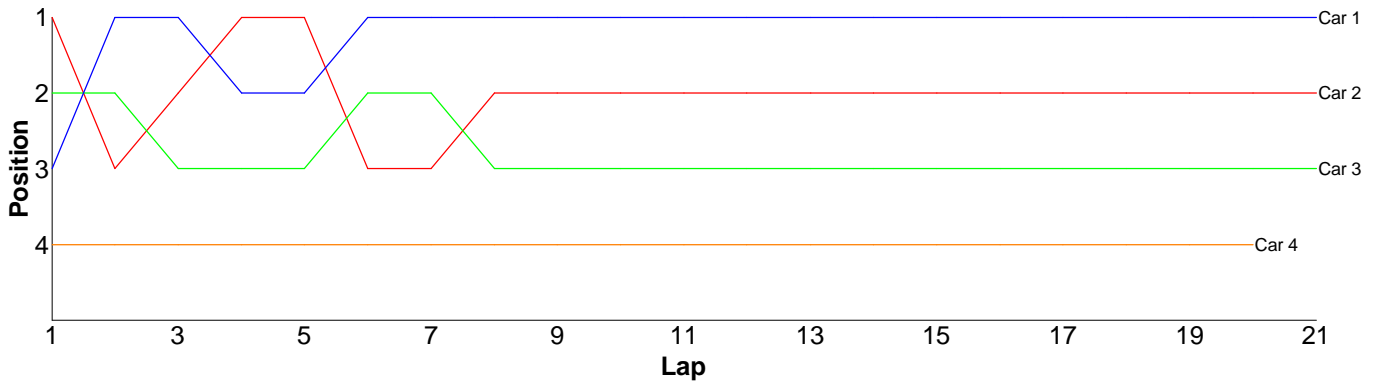
1	16.46	16.93	15.91	17.41	20.28
2	16.14	16.80	17.14	17.20	20.33
3	16.73	15.77	23.61	17.05	18.93
4	15.94	15.97	16.44	16.99	20.68
5	16.33	15.81	15.93	18.10	19.31
6	16.09	15.86	16.12	18.15	20.04
7	16.22	15.75	15.95	17.66	20.29
8	15.88	15.60	16.06	17.57	19.76
9	16.07	16.24	15.55	18.40	18.93
10	16.02	15.91	16.58	20.12	19.47
11	16.67	16.26	21.27	17.82	18.63
12	16.54	15.88	18.33	18.16	19.49
13	16.39	16.42	24.31	18.00	19.51
14	16.69	15.82	19.38	17.95	22.01
15	16.77	16.16	16.84	18.56	19.27
16	16.33	16.03	16.73	18.32	18.80
17	17.08	15.76	17.50	18.06	
18	16.53	15.91			
19	16.72	16.38			
20					



Heat 6 - Round 3 (10.5 ProStk)

Pos	Car	Form	Name	Car Make	Result	Ave	Best
1	1	F1	Glen Westwood	Xray	21 / 302.04	14.38	14.05
2	2	F1	Ori Sohachevsky	Schumacher	21 / 306.18	14.58	13.80
3	3	F1	Kieran Clift (J)	Schumacher	21 / 313.20	14.91	14.59
4	4		Nick Adams	Xray	20 / 311.13	15.55	14.23

Lap	Car 1	Car 2	Car 3	Car 4
1	14.91	14.10	14.87	15.47
2	14.54	16.13	14.90	15.16
3	14.24	14.24	15.09	17.09
4	14.86	13.97	14.96	14.39
5	14.33	13.80	14.70	14.64
6	14.24	18.55	15.06	20.92
7	14.45	14.00	14.79	15.00
8	14.31	14.06	14.72	14.31
9	14.45	13.92	14.59	14.23
10	14.19	14.00	14.70	20.19
11	14.05	14.43	14.70	15.00
12	14.27	14.15	14.91	15.18
13	14.28	14.70	14.64	14.84
14	14.40	14.38	14.72	15.88
15	14.40	14.27	15.39	14.77
16	14.39	14.42	15.06	14.85
17	14.40	14.62	14.93	14.63
18	14.34	14.60	14.88	14.71
19	14.40	14.72	14.99	14.56
20	14.41	14.42	15.37	15.31
21	14.18	14.70	15.23	
22				

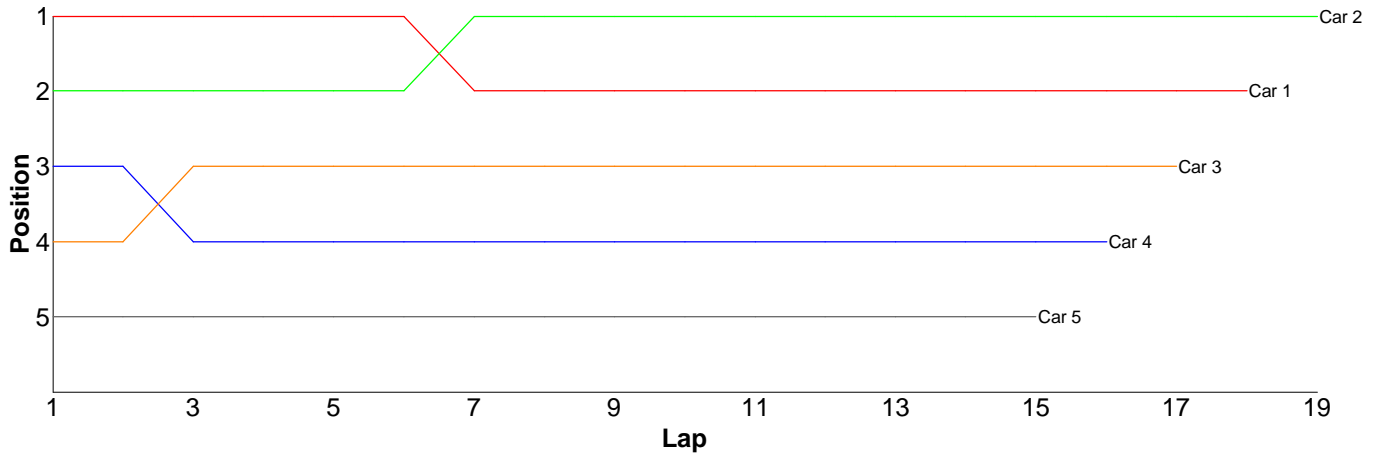


Heat 1 - Round 4 (13.5 Stock)

Pos	Car	Form	Name	Car Make	Result	Ave	Best
1	2	F2	Chris Howard	Schumacher	19 / 314.29	16.54	15.76
2	1		Keith Aldridge	Photon	18 / 305.68	16.98	15.77
3	3	F2	Andy Lewis	Xray	17 / 306.68	18.04	16.98
4	4		Bradley Killick (J)	Xray	16 / 308.22	19.26	17.11
5	5		David Chieng	Tamiya	15 / 308.37	20.55	18.06

Lap	Car 1	Car 2	Car 3	Car 4	Car 5
1	15.85	17.83	18.39	18.05	19.74
2	16.64	16.33	17.08	17.11	21.89
3	16.97	16.02	17.14	19.19	18.31
4	16.05	16.02	17.67	18.41	18.25
5	18.48	18.53	17.41	18.00	18.06
6	17.28	16.61	18.18	19.14	30.70
7	17.84	15.97	19.02	18.83	26.43

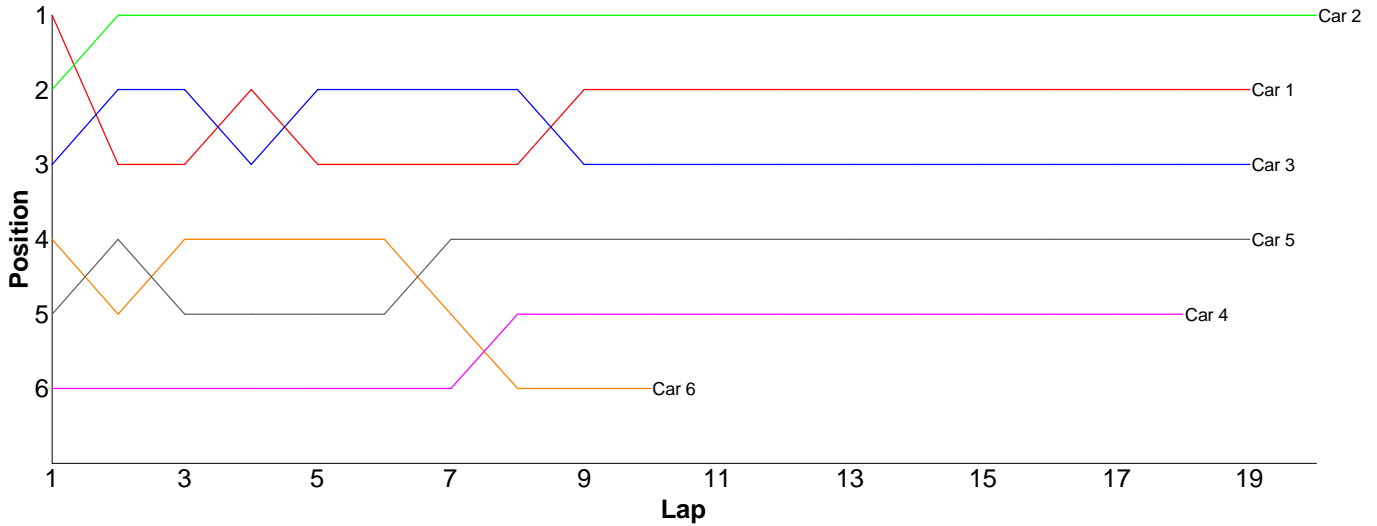
8	16.57	15.76	17.27	18.70	18.56
9	17.03	17.57	17.04	17.88	18.20
10	16.63	16.74	17.26	18.51	19.12
11	16.41	16.12	17.52	20.56	18.82
12	16.10	16.07	17.36	19.64	23.88
13	15.85	15.88	16.98	21.80	19.21
14	15.77	16.39	17.81	17.18	18.34
15	16.24	17.00	18.24	17.58	18.86
16	21.92	16.78	24.86	27.64	
17	17.15	16.27	17.45		
18	16.90	16.21			
19		16.19			
20					



Heat 2 - Round 4 (13.5 Stock)

Pos	Car	Form	Name	Car Make	Result	Ave	Best
1	2	F2	Kevin Bissell	Xray	20 / 310.24	15.51	15.09
2	1	F2	Jon Wilkins	Schumacher	19 / 300.05	15.79	15.20
3	3	F2	Ian Cairns	Schumacher	19 / 302.98	15.94	15.56
4	5	F2	Gerald Page	Tamiya	19 / 314.72	16.56	16.04
5	4	F2	Kieran Stokes (J)	Xray	18 / 300.21	16.67	15.21
6	6	F2	Scott Stokes	Xray	10 / 221.76	22.17	15.06

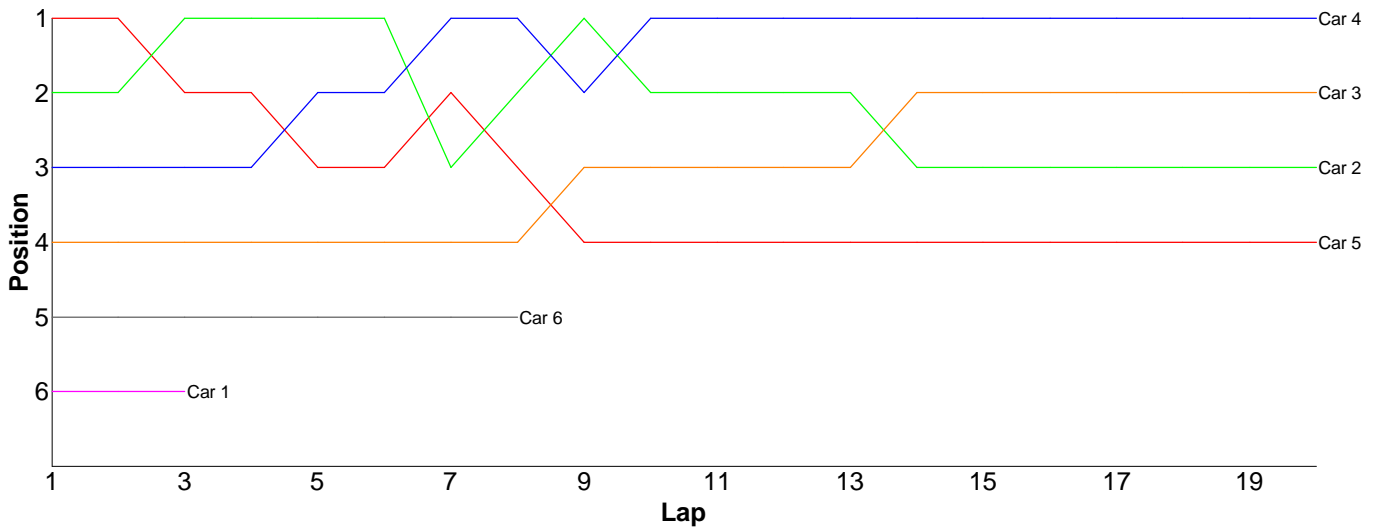
Lap	Car 1	Car 2	Car 3	Car 4	Car 5	Car 6
1	15.20	15.30	15.56	20.69	17.13	15.58
2	16.39	15.52	15.78	15.38	16.41	18.43
3	15.60	15.84	15.57	15.21	16.04	15.38
4	15.36	15.70	15.66	15.94	17.16	16.10
5	16.07	15.09	15.72	22.39	16.27	16.58
6	15.44	15.35	15.56	17.47	16.36	15.73
7	15.56	15.43	15.59	15.61	16.31	23.22
8	15.83	15.52	15.70	15.72	16.42	69.56
9	15.54	15.21	15.85	16.19	17.21	16.12
10	15.57	15.89	15.91	15.60	16.50	15.06
11	16.14	15.27	15.90	16.27	16.69	
12	15.61	15.34	16.17	15.98	17.10	
13	16.08	15.37	15.81	16.54	16.59	
14	16.06	15.56	16.83	16.31	16.45	
15	15.90	15.87	16.26	15.99	16.58	
16	15.97	15.19	16.70	16.00	16.21	
17	15.67	15.42	15.92	16.45	16.51	
18	16.12	15.75	16.34	16.47	16.39	
19	15.94	15.96	16.15		16.39	
20		15.66				
21						



Heat 3 - Round 4 (13.5 Stock)

Pos	Car	Form	Name	Car Make	Result	Ave	Best
1	4	F1	Anthony Pedder	Schumacher	20 / 305.84	15.29	14.96
2	3	F1	Rob Baxter	Xray	20 / 307.14	15.35	14.98
3	2	F1	James Davis	Tamiya	20 / 308.90	15.44	15.01
4	5	F2	Neil Talbot	Xray	20 / 311.59	15.57	15.04
5	6	F2	David Johnson	Schumacher	8 / 126.84	15.85	15.03
6	1	F1	Jamie Gill	Yokomo	3 / 301.13	100.37	15.49

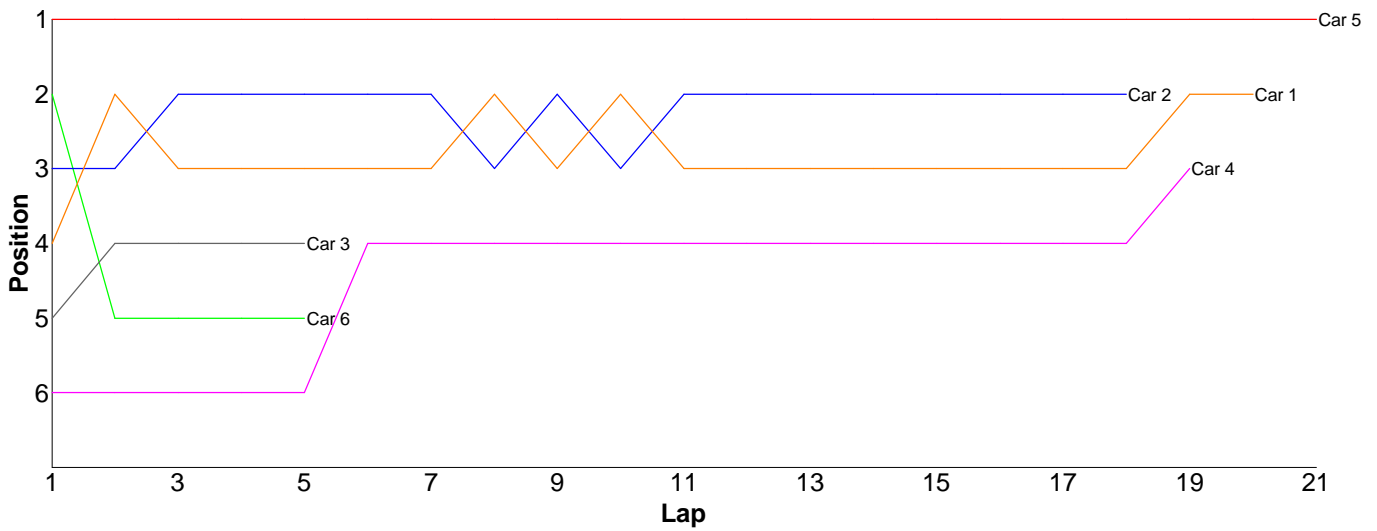
Lap	Car 1	Car 2	Car 3	Car 4	Car 5	Car 6
1	269.74	15.62	16.90	15.76	15.36	20.52
2	15.90	15.28	15.21	15.89	15.45	15.10
3	15.49	15.25	15.04	14.97	15.45	15.24
4		15.01	15.31	14.96	15.22	15.13
5		15.08	15.13	15.13	15.46	15.65
6		15.43	15.24	15.11	15.16	15.03
7		15.62	14.98	15.12	15.04	15.06
8		15.13	15.31	15.36	15.33	15.11
9		15.06	15.39	15.21	17.92	
10		15.60	15.15	15.18	15.12	
11		15.28	15.08	15.37	15.19	
12		15.39	15.05	15.61	15.52	
13		15.43	15.47	15.40	15.75	
14		15.52	15.39	15.05	15.78	
15		15.56	15.47	15.42	15.58	
16		15.54	15.58	15.30	15.81	
17		15.79	15.57	15.16	15.71	
18		15.92	15.07	15.40	15.69	
19		15.71	15.48	15.26	15.38	
20		15.68	15.32	15.18	15.67	
21						



Heat 4 - Round 4 (13.5 Stock)

Pos	Car	Form	Name	Car Make	Result	Ave	Best
1	5	F1	Joe Jenyavanija	Schumacher	21 / 308.20	14.67	14.44
2	1	F1	Remo Casadei	Schumacher	20 / 310.09	15.50	14.85
3	4		Les Baldry	Photon	19 / 315.04	16.58	15.42
4	2	F1	Brian Killick	Xray	18 / 273.41	15.18	14.95
5	3	F1	David Clift	Schumacher	5 / 82.91	16.58	15.43
6	6	F2	Dave Skelton	Xray	5 / 90.08	18.01	15.63

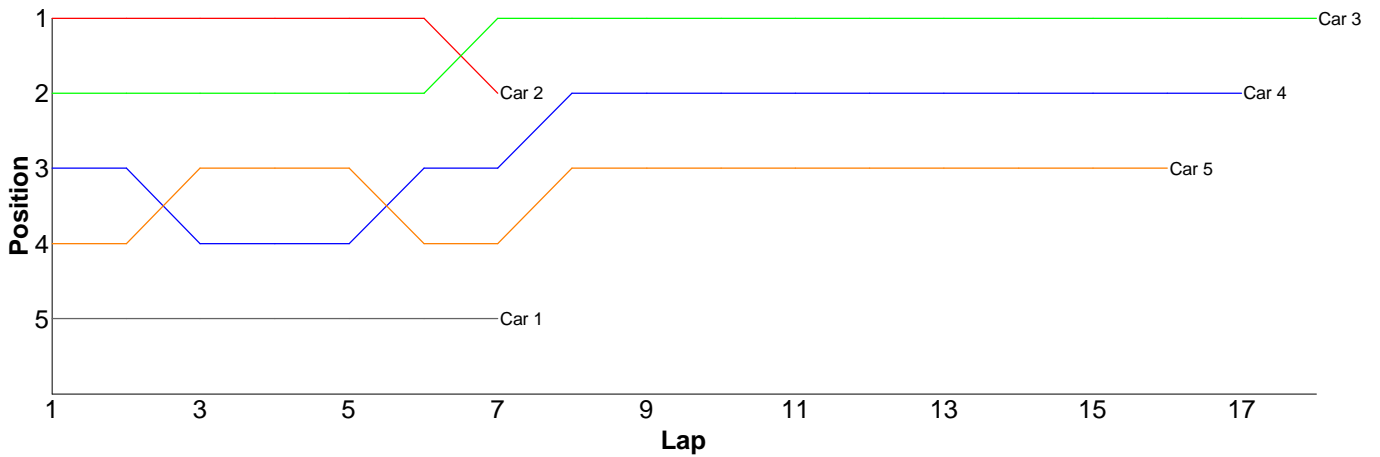
Lap	Car 1	Car 2	Car 3	Car 4	Car 5	Car 6
1	15.80	15.64	17.59	22.34	14.44	15.63
2	14.88	15.04	15.43	20.90	14.59	20.38
3	15.32	14.95	15.90	15.92	14.53	18.24
4	15.47	15.32	15.83	16.34	14.67	16.92
5	15.36	15.32	18.16	15.65	14.74	18.91
6	14.97	15.18		16.00	14.81	
7	15.09	15.18		16.10	14.44	
8	14.86	15.12		16.09	14.54	
9	15.19	15.13		15.81	14.72	
10	15.09	15.38		15.58	14.44	
11	18.82	15.04		15.90	14.77	
12	15.20	15.07		18.07	14.80	
13	14.95	15.21		15.87	14.83	
14	17.41	15.00		15.72	14.72	
15	15.47	15.16		15.42	14.83	
16	15.45	15.35		15.93	14.55	
17	15.19	15.14		15.67	14.69	
18	15.32	15.18		15.65	14.56	
19	15.40			16.08	14.69	
20	14.85				14.97	
21					14.87	
22						



Heat 5 - Round 4 (<17.5 / GT2>)

Pos	Car	Form	Name	Class	Car Make	Result	Ave	Best
1	3		Keith Aldridge	GT2	Associated	18 / 302.88	16.82	15.84
2	4		Paul Taylor	17.5 Sport	Schumacher	17 / 317.57	18.68	17.34
3	5	F2	Chris Howard	17.5 Sport	Schumacher	16 / 317.36	19.83	18.65
4	2	F1	Nigel Moss	GT2	CRC	7 / 123.87	17.69	16.06
5	1	F1	Ian Newton	17.5 Sport	Photon	7 / 301.62	43.08	15.70

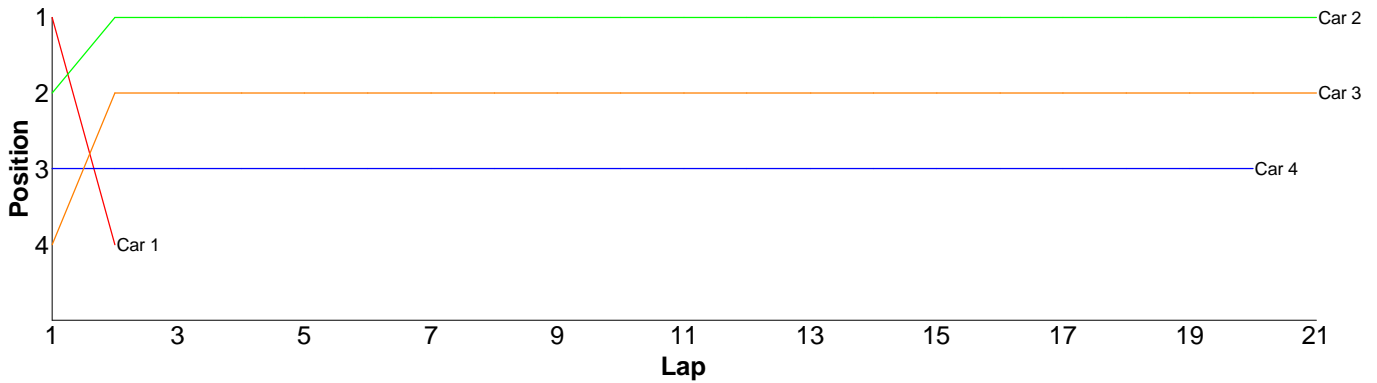
Lap	Car 1	Car 2	Car 3	Car 4	Car 5
1	193.84	16.06	17.08	17.47	19.94
2	16.51	16.40	17.26	17.34	18.78
3	16.19	16.87	16.89	26.31	18.76
4	15.70	16.23	17.07	18.74	18.66
5	16.16	16.14	16.60	19.28	22.35
6	23.38	17.37	16.91	17.93	18.65
7	19.84	24.80	16.43	18.79	19.79
8			16.69	18.02	19.41
9			17.98	18.86	18.89
10			16.78	18.20	19.46
11			16.18	17.84	18.99
12			16.56	17.96	19.92
13			15.84	18.44	20.00
14			16.84	18.26	20.94
15			16.74	17.64	22.10
16			17.78	17.90	20.72
17			16.94	18.59	
18			16.31		
19					



Heat 6 - Round 4 (10.5 ProStk)

Pos	Car	Form	Name	Car Make	Result	Ave	Best
1	2	F1	Ori Sohachevsky	Schumacher	21 / 301.11	14.33	13.86
2	3	F1	Kieran Clift (J)	Schumacher	21 / 302.30	14.39	14.15
3	4		Nick Adams	Xray	20 / 310.63	15.53	14.62
4	1	F1	Glen Westwood	Xray	2 / 30.56	15.28	13.59

Lap	Car 1	Car 2	Car 3	Car 4
1	13.59	13.86	15.00	14.80
2	16.97	14.61	14.24	14.72
3		14.74	14.32	16.15
4		14.29	14.27	14.82
5		14.49	14.41	14.66
6		14.12	14.24	14.64
7		14.16	14.15	14.91
8		14.09	14.20	15.75
9		13.95	14.43	14.89
10		14.04	14.22	14.88
11		14.20	14.52	19.50
12		14.12	14.45	15.24
13		14.16	14.23	15.67
14		14.65	14.52	15.97
15		14.32	14.29	14.92
16		14.60	14.39	19.90
17		14.48	14.40	14.76
18		14.64	14.62	15.03
19		14.63	14.39	14.62
20		14.45	14.42	14.80
21		14.51	14.59	
22				

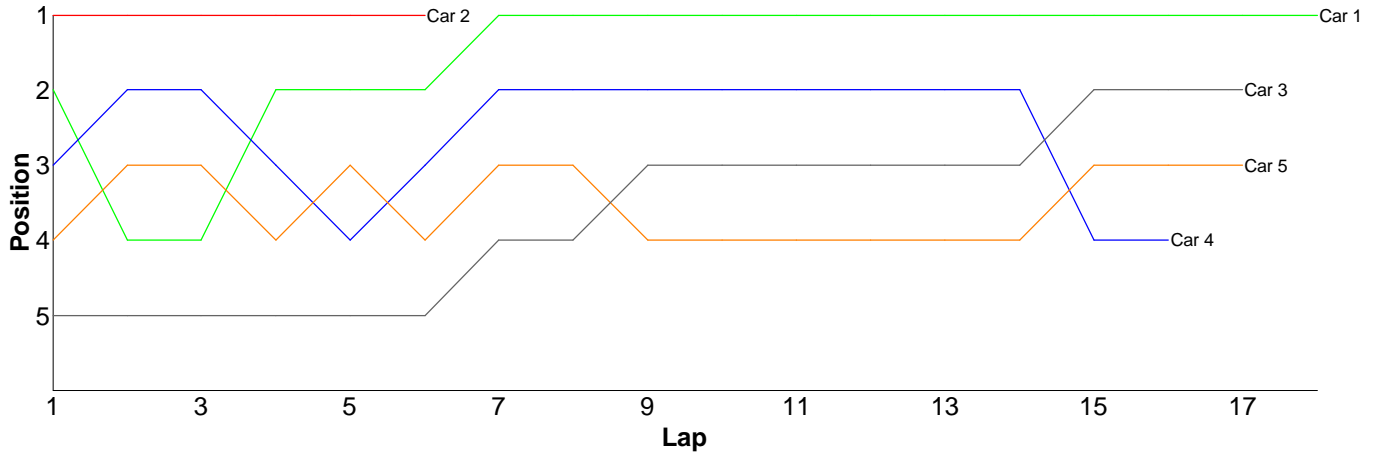


Heat 1 - Round 5 (13.5 Stock)

Pos	Car	Form	Name	Car Make	Result	Ave	Best
1	1		Keith Aldridge	Photon	18 / 311.34	17.29	16.37
2	3	F2	Andy Lewis	Xray	17 / 307.08	18.06	16.34
3	5		David Chieng	Tamiya	17 / 311.11	18.30	17.04
4	4		Bradley Killick (J)	Xray	16 / 300.14	18.75	16.61
5	2	F2	Chris Howard	Schumacher	6 / 101.92	16.98	16.32

Lap	Car 1	Car 2	Car 3	Car 4	Car 5
1	17.36	16.97	22.55	18.16	18.84
2	20.88	16.42	18.99	17.11	17.66
3	17.43	16.32	18.16	18.82	18.62
4	16.91	16.69	17.28	18.95	18.18
5	16.96	16.70	16.89	18.81	18.10
6	18.01	18.82	18.84	17.37	18.07
7	16.75		19.02	17.88	18.01

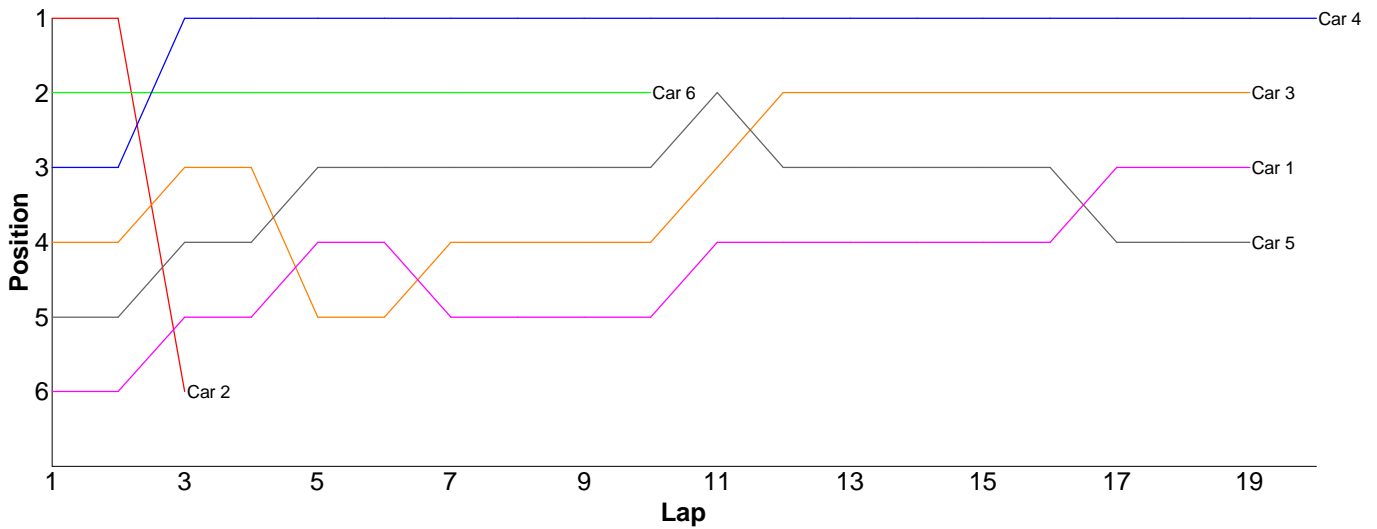
8	16.87	18.09	17.24	21.60
9	16.56	17.72	17.18	19.44
10	16.37	16.85	17.48	17.59
11	17.58	17.39	16.61	17.48
12	17.24	17.09	17.65	17.04
13	16.63	18.14	17.21	18.79
14	16.39	16.68	20.43	17.64
15	16.42	16.34	29.91	18.15
16	18.28	19.90	19.33	18.15
17	17.07	17.15		17.75
18	17.63			
19				



Heat 2 - Round 5 (13.5 Stock)

Pos	Car	Form	Name	Car Make	Result	Ave	Best
1	4	F2	Kieran Stokes (J)	Xray	20 / 309.89	15.49	15.16
2	3	F2	Ian Cairns	Schumacher	19 / 301.86	15.88	15.41
3	1	F2	Jon Wilkins	Schumacher	19 / 303.32	15.96	15.30
4	5	F2	Gerald Page	Tamiya	19 / 305.16	16.06	15.70
5	6	F2	Scott Stokes	Xray	10 / 156.25	15.62	15.11
6	2	F2	Kevin Bissell	Xray	3 / 56.29	18.76	14.95

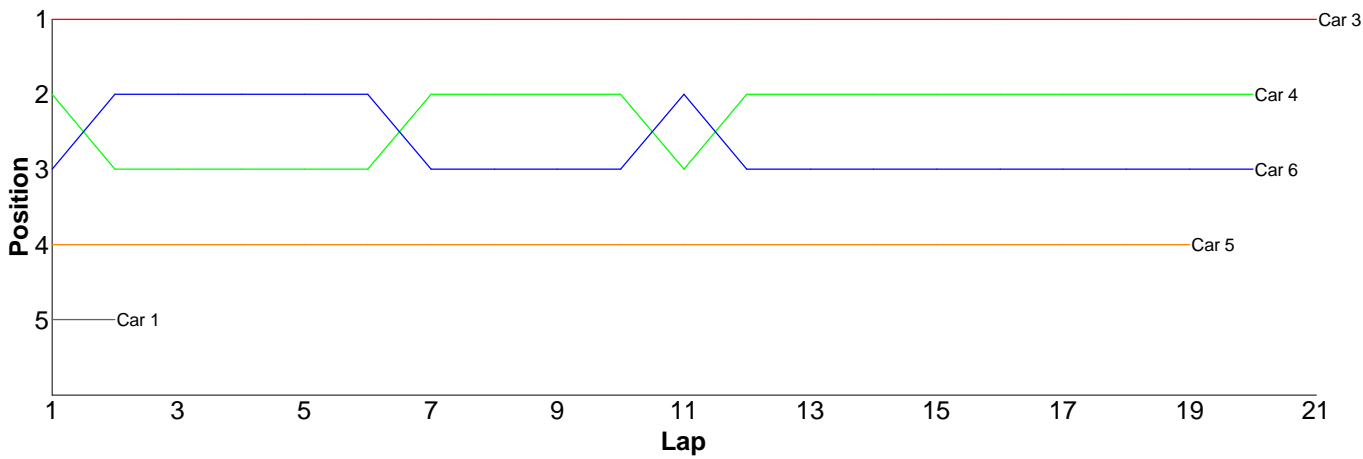
Lap	Car 1	Car 2	Car 3	Car 4	Car 5	Car 6
1	18.95	14.95	15.86	15.80	16.31	15.39
2	15.94	15.08	15.92	15.43	15.87	15.24
3	15.42	26.26	15.41	15.46	16.04	16.14
4	15.33		15.97	15.32	15.90	15.94
5	15.84		18.38	15.58	15.81	16.32
6	15.30		15.91	15.26	15.98	15.11
7	18.38		16.32	15.16	15.70	15.68
8	15.71		15.70	15.22	15.82	15.48
9	15.53		15.45	15.32	15.92	15.82
10	15.36		15.47	15.47	16.22	15.13
11	15.52		15.53	15.48	16.19	
12	15.56		15.74	16.52	15.92	
13	15.96		16.02	15.40	16.06	
14	15.42		15.67	15.52	16.23	
15	16.25		16.20	15.36	16.11	
16	15.81		15.70	15.32	15.96	
17	15.58		15.55	15.36	16.26	
18	15.63		15.54	15.41	16.06	
19	15.83		15.52	15.61	16.80	
20				15.89		
21						



Heat 3 - Round 5 (13.5 Stock)

Pos	Car	Form	Name	Car Make	Result	Ave	Best
1	3	F1	Rob Baxter	Xray	21 / 315.12	15.00	14.67
2	4	F1	Anthony Pedder	Schumacher	20 / 305.24	15.26	15.01
3	6	F2	David Johnson	Schumacher	20 / 306.72	15.33	14.80
4	5	F2	Neil Talbot	Xray	19 / 302.64	15.92	14.78
5	1	F1	Jamie Gill	Yokomo	2 / 38.94	19.47	16.19
6	2	F1	James Davis	Tamiya	0 / 0.00	0.00	0.00

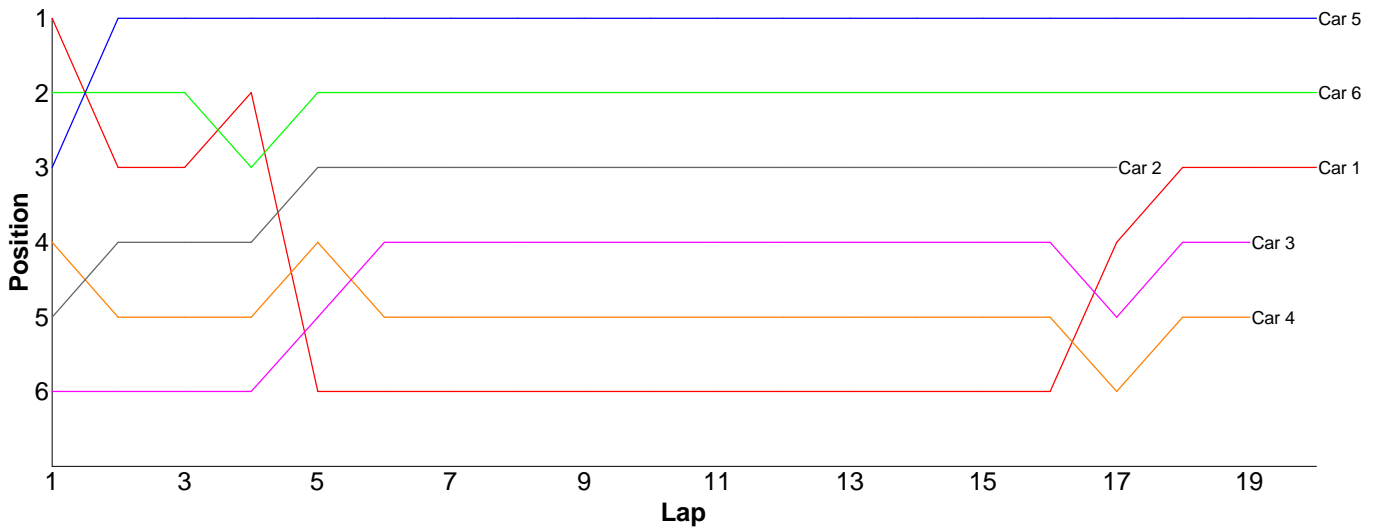
Lap	Car 1	Car 2	Car 3	Car 4	Car 5	Car 6
1	22.75		14.79	15.10	17.12	15.31
2	16.19		14.71	15.22	15.37	14.87
3			14.76	15.12	15.26	14.82
4			14.96	15.13	15.05	15.45
5			14.67	15.27	21.94	15.07
6			15.06	15.04	14.98	14.96
7			15.18	15.13	14.93	15.69
8			14.84	15.33	14.83	15.61
9			14.71	15.43	14.97	15.01
10			15.03	15.29	14.78	15.35
11			14.85	15.01	15.15	14.80
12			15.10	15.22	15.18	15.91
13			15.02	15.36	15.08	15.26
14			15.39	15.17	16.27	15.13
15			15.21	15.40	19.76	15.20
16			15.06	15.51	16.22	15.76
17			15.01	15.13	15.50	15.19
18			14.93	15.56	15.31	16.41
19			15.33	15.40	14.94	15.64
20			15.24	15.42		15.28
21			15.27			
22						



Heat 4 - Round 5 (13.5 Stock)

Pos	Car	Form	Name	Car Make	Result	Ave	Best
1	5	F1	Joe Jenyavanija	Schumacher	20 / 300.67	15.03	14.61
2	6	F2	Dave Skelton	Xray	20 / 304.90	15.24	14.88
3	1	F1	Remo Casadei	Schumacher	20 / 314.13	15.70	14.62
4	3	F1	David Clift	Schumacher	19 / 300.91	15.83	15.35
5	4		Les Baldry	Photon	19 / 301.02	15.84	15.09
6	2	F1	Brian Killick	Xray	17 / 263.19	15.48	15.01

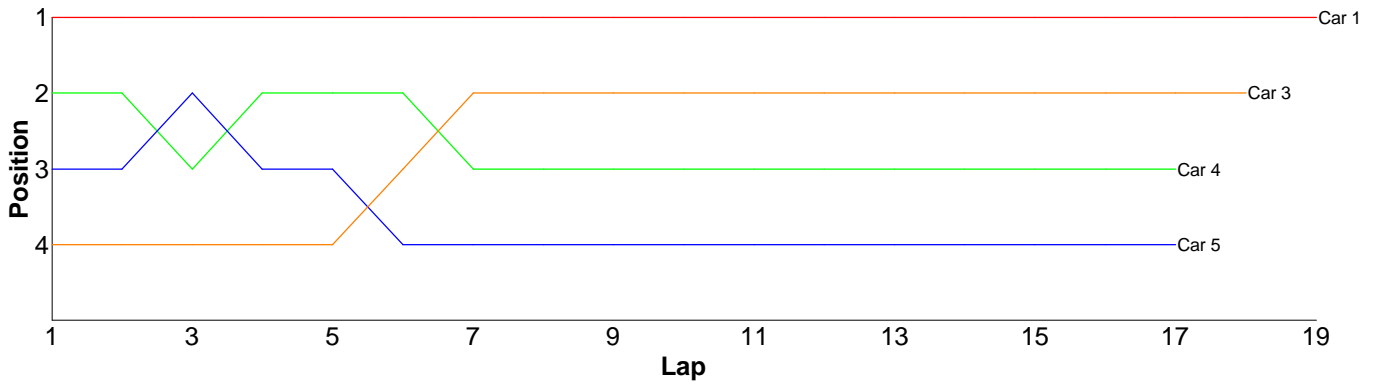
Lap	Car 1	Car 2	Car 3	Car 4	Car 5	Car 6
1	14.62	15.47	16.21	15.25	15.12	14.88
2	15.85	15.01	16.17	16.76	14.77	15.26
3	15.18	15.22	15.63	15.31	14.82	15.06
4	14.74	15.30	15.65	15.31	14.76	15.19
5	26.01	15.34	16.00	15.09	14.83	15.15
6	15.15	17.18	15.89	20.52	14.82	15.08
7	14.87	15.51	15.68	15.21	14.95	15.61
8	14.85	15.25	15.39	15.47	14.61	15.32
9	14.99	15.24	16.25	15.86	14.76	15.11
10	15.23	15.35	15.52	15.41	14.93	15.14
11	15.31	15.35	15.88	15.33	14.88	15.01
12	15.01	15.34	15.73	15.77	14.89	15.41
13	15.30	15.14	15.35	15.34	14.83	15.44
14	15.32	15.24	15.60	15.33	14.90	15.16
15	15.19	15.14	15.63	15.23	15.08	15.24
16	15.09	16.59	15.72	15.37	15.08	15.38
17	15.37	15.52	15.97	17.87	14.92	15.58
18	15.25		15.81	15.35	17.12	15.19
19	15.43		16.83	15.24	15.13	15.25
20	15.37				15.47	15.44
21						



Heat 5 - Round 5 (<17.5 / GT2>)

Pos	Car	Form	Name	Class	Car Make	Result	Ave	Best
1	1	F1	Ian Newton	17.5 Sport	Photon	19 / 315.59	16.61	15.98
2	3		Keith Aldridge	GT2	Associated	18 / 306.66	17.03	15.77
3	4		Paul Taylor	17.5 Sport	Schumacher	17 / 314.49	18.49	17.18
4	5	F2	Chris Howard	17.5 Sport	Schumacher	17 / 315.87	18.58	18.05
5	2	F1	Nigel Moss	GT2	CRC	0 / 0.00	0.00	0.00

Lap	Car 1	Car 2	Car 3	Car 4	Car 5
1	17.91		21.44	19.20	19.40
2	16.23		17.35	17.78	18.78
3	16.02		19.99	20.21	18.80
4	15.98		16.94	17.28	18.13
5	19.67		18.16	17.47	18.26
6	16.20		15.97	17.53	18.11
7	16.35		16.49	17.18	18.20
8	16.15		15.89	17.71	18.91
9	16.75		15.77	17.90	18.81
10	16.32		16.85	17.64	18.41
11	16.40		15.97	18.38	19.68
12	16.46		17.08	17.54	18.05
13	16.14		16.22	17.94	18.41
14	16.41		16.12	18.17	18.79
15	16.36		15.98	25.68	18.55
16	16.39		17.31	17.97	18.08
17	16.92		16.56	18.91	18.50
18	16.40		16.57		
19	16.53				
20					



Heat 6 - Round 5 (10.5 ProStk)

Pos	Car	Form	Name	Car Make	Result	Ave	Best
1	3	F1	Kieran Clift (J)	Schumacher	20 / 291.48	14.57	14.30
2	4		Nick Adams	Xray	20 / 301.53	15.07	14.42
3	1	F1	Glen Westwood	Xray	18 / 254.60	14.14	13.75
4	2	F1	Ori Sohachevsky	Schumacher	0 / 0.00	0.00	0.00

Lap	Car 1	Car 2	Car 3	Car 4
1	14.90		14.30	14.76
2	14.07		14.46	14.69
3	13.78		14.33	14.42
4	13.75		14.57	14.85
5	13.92		14.71	14.70
6	14.42		14.63	14.57
7	14.16		14.52	14.95
8	13.80		14.71	15.93
9	13.98		14.53	14.69
10	14.01		14.68	14.74
11	14.39		14.55	14.91
12	14.38		14.39	14.99
13	14.22		14.47	15.07
14	14.10		14.73	15.02
15	14.08		14.52	15.57
16	14.25		14.71	14.92
17	14.12		14.77	14.93
18	14.27		14.60	14.97
19			14.78	15.29
20			14.52	17.56
21				

