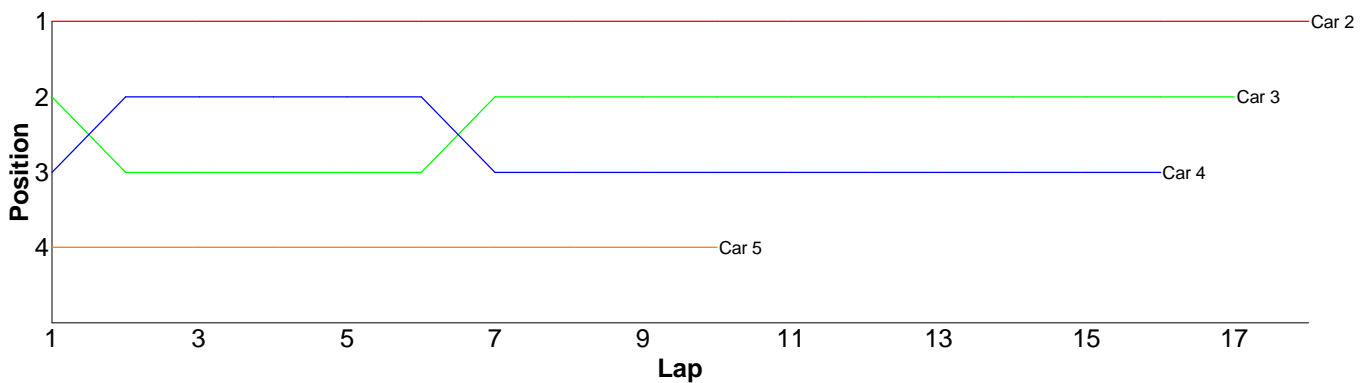


Race Results

13.5 Stock - C Final

Pos	Car	Form	Name	Car Make	Result	Ave	Best
1	2		Keith Aldridge	Photon	18 / 308.28	17.12	16.65
2	3	F2	Andy Lewis	Xray	17 / 306.31	18.01	17.11
3	4		David Chieng	Tamiya	16 / 315.16	19.69	17.52
4	5		Bradley Killick (J)	Xray	10 / 207.35	20.73	19.10
5	1	F2	Chris Howard	Schumacher	0 / 0.00	0.00	0.00

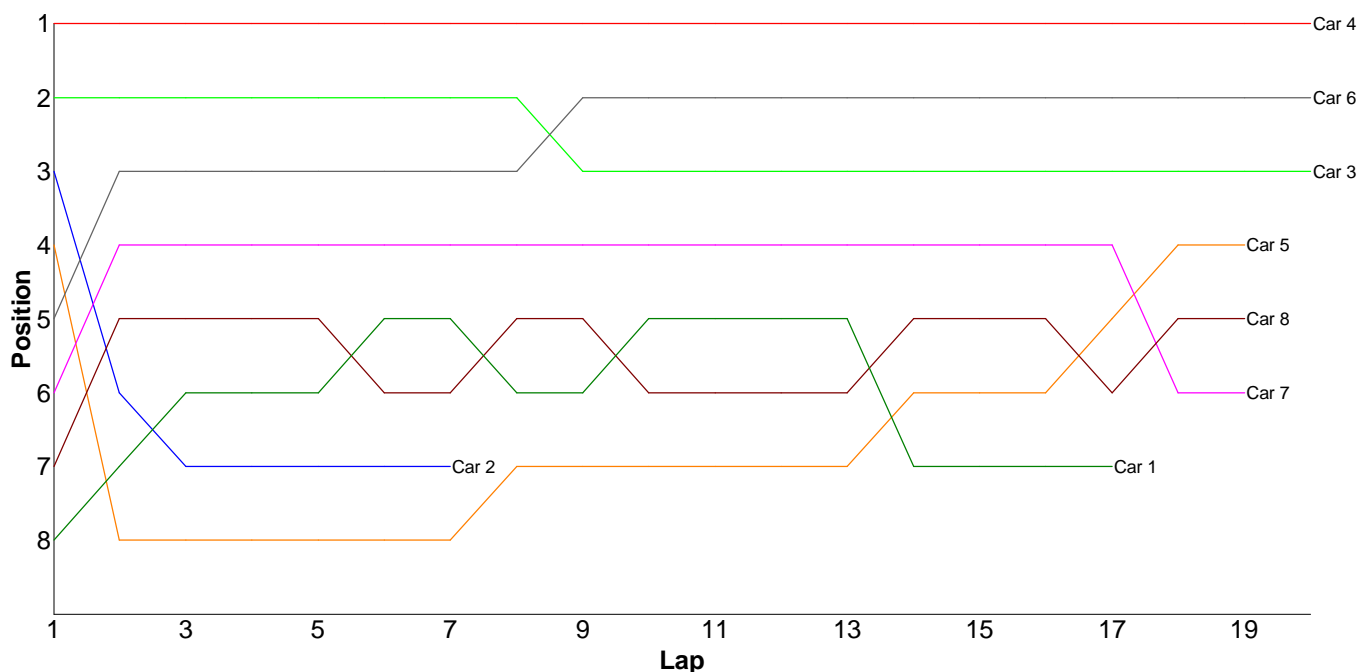
Lap	Car 1	Car 2	Car 3	Car 4	Car 5
1		10.73	11.17	11.91	12.68
2		17.91	23.26	20.00	24.59
3		17.19	19.22	21.01	21.90
4		20.12	20.07	19.01	19.10
5		17.18	17.56	17.58	19.32
6		16.95	17.11	17.52	21.19
7		18.09	17.70	21.32	19.85
8		16.65	19.73	21.13	21.00
9		16.79	17.80	20.76	21.66
10		17.28	17.47	17.70	26.06
11		16.85	17.18	24.91	
12		17.89	17.43	18.92	
13		18.21	17.23	20.18	
14		17.55	18.02	20.17	
15		17.67	18.52	24.72	
16		16.99	19.41	18.32	
17		17.50	17.43		
18		16.73			
19					



13.5 Stock - B Final

Pos	Car	Form	Name	Car Make	Result	Ave	Best
1	4	F2	Neil Talbot	Xray	20 / 306.88	15.34	15.09
2	6	F2	Ian Cairns	Schumacher	20 / 307.41	15.37	15.33
3	3	F1	David Clift	Schumacher	20 / 308.84	15.44	15.30
4	5	F2	Jon Wilkins	Schumacher	19 / 300.09	15.79	15.19
5	8	F2	Gerald Page	Tamiya	19 / 301.08	15.84	15.86
6	7	F2	Scott Stokes	Xray	19 / 306.03	16.10	15.19
7	1	F2	Kieran Stokes (J)	Xray	17 / 269.61	15.85	15.35
8	2	F1	Jamie Gill	Yokomo	7 / 109.23	15.60	15.61

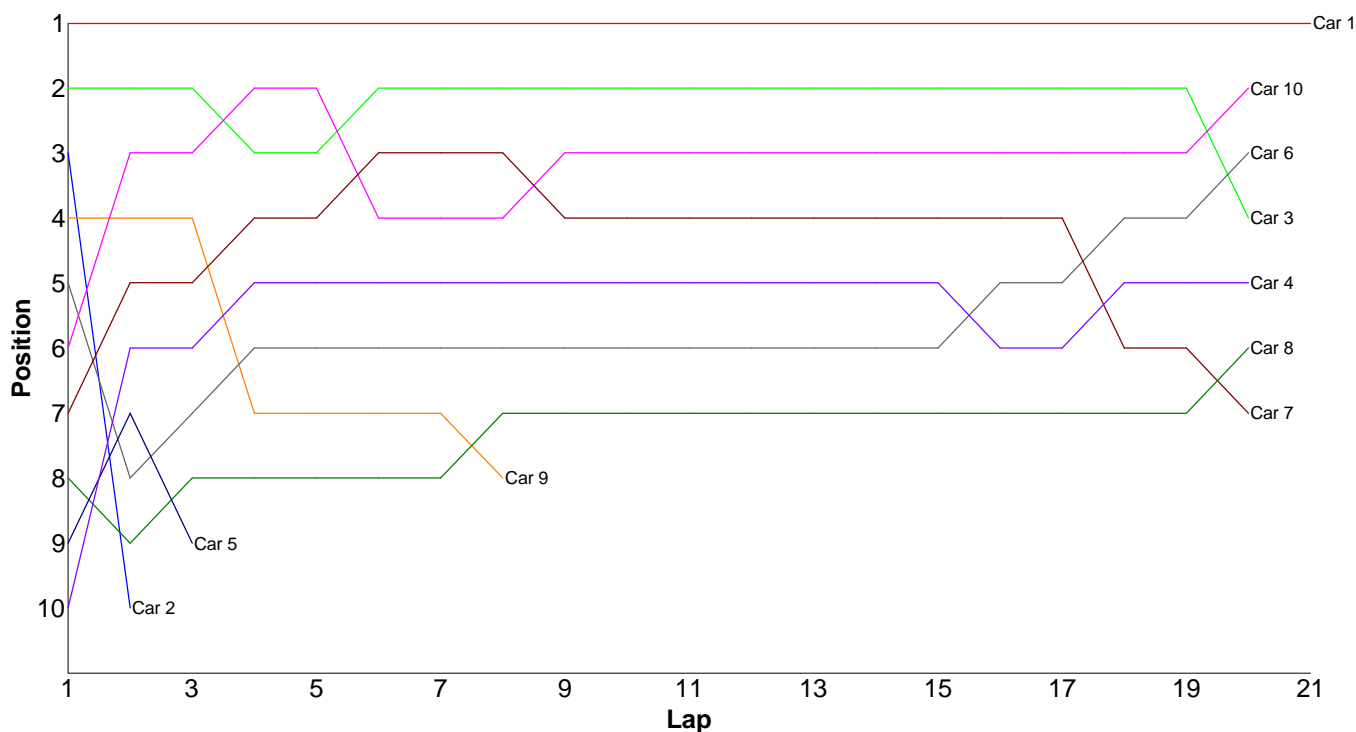
Lap	Car 1	Car 2	Car 3	Car 4	Car 5	Car 6	Car 7	Car 8
1	12.15	10.06	9.53	9.29	10.12	10.29	10.55	11.06
2	15.83	17.57	16.05	15.09	22.80	15.89	16.28	16.11
3	16.03	17.92	15.66	15.92	15.43	15.68	15.55	16.13
4	15.50	16.19	15.63	15.49	15.46	15.52	15.83	15.88
5	15.74	15.70	15.95	15.39	15.19	15.83	15.19	15.98
6	15.48	16.18	15.62	15.32	15.43	15.38	15.56	16.35
7	15.70	15.61	15.69	15.34	15.61	15.98	17.22	16.00
8	17.90		15.30	17.18	16.16	15.48	16.49	16.00
9	16.08		17.71	15.91	15.44	15.64	15.38	16.32
10	15.35		15.75	15.65	15.58	15.54	15.66	16.49
11	15.46		15.96	15.76	15.55	16.04	15.54	15.86
12	15.76		15.58	15.69	16.14	15.36	15.52	16.12
13	15.60		15.31	15.46	16.04	15.77	15.55	16.05
14	18.87		15.36	15.60	15.66	15.50	15.69	15.94
15	17.05		15.47	15.50	16.36	15.48	15.61	16.36
16	15.45		16.03	15.23	15.88	15.33	16.00	16.16
17	15.66		15.71	15.89	15.70	15.62	18.93	16.28
18			15.37	15.60	15.93	15.92	23.75	15.96
19			15.57	15.86	15.61	15.52	15.73	16.03
20			15.59	15.71		15.64		
21								



13.5 Stock - A Final

Pos	Car	Form	Name	Car Make	Result	Ave	Best
1	1	F1	Joe Jenyavanija	Schumacher	21 / 306.33	14.58	14.35
2	10	F1	Brian Killick	Xray	20 / 305.64	15.28	14.84
3	6		Les Baldry	Photon	20 / 309.26	15.46	15.07
4	3	F1	Rob Baxter	Xray	20 / 310.09	15.50	14.76
5	4	F2	David Johnson	Schumacher	20 / 310.52	15.52	15.01
6	8	F2	Kevin Bissell	Xray	20 / 311.81	15.59	14.79
7	7	F1	James Davis	Tamiya	20 / 312.57	15.62	15.26
8	9	F1	Remo Casadei	Schumacher	8 / 134.42	16.80	14.90
9	5	F1	Anthony Pedder	Schumacher	3 / 55.36	18.45	17.56
10	2	F2	Dave Skelton	Xray	2 / 33.50	16.75	23.87

Lap	Car 1	Car 2	Car 3	Car 4	Car 5	Car 6	Car 7	Car 8	Car 9	Car 10
1	8.32	9.63	8.93	15.24	13.47	10.62	12.82	13.15	10.29	10.94
2	14.39	23.87	14.76	15.24	17.56	20.94	16.06	19.66	16.13	15.17
3	14.35		14.77	15.58	24.33	15.37	15.54	16.53	15.84	14.84
4	14.46		18.26	15.01		15.30	15.48	15.49	21.11	15.44
5	14.54		15.22	15.47		15.31	15.50	17.86	18.46	15.22
6	14.96		15.16	15.15		15.15	15.67	15.60	15.41	19.55
7	14.84		15.19	15.58		15.27	15.35	15.67	14.90	15.65
8	14.76		15.03	15.43		15.07	15.77	15.40	22.28	15.43
9	14.61		15.13	15.54		15.52	15.69	15.62		15.20
10	14.57		14.95	15.61		15.60	15.48	15.35		15.33
11	14.74		15.10	15.57		15.86	15.26	15.20		15.41
12	15.55		15.05	15.39		15.89	15.40	15.17		15.08
13	16.95		16.84	15.32		15.24	15.34	14.79		15.00
14	14.86		15.19	15.35		15.65	15.34	15.23		15.32
15	14.57		15.59	16.16		15.18	15.56	15.04		15.20
16	14.75		15.34	16.17		15.33	16.23	15.02		15.13
17	14.86		15.27	15.86		15.26	15.78	15.27		15.25
18	14.69		16.79	15.51		15.59	18.17	15.22		15.25
19	14.89		15.54	15.74		15.37	15.78	15.23		15.60
20	14.82		21.98	15.60		15.74	16.35	15.31		15.63
21	15.85									
22										

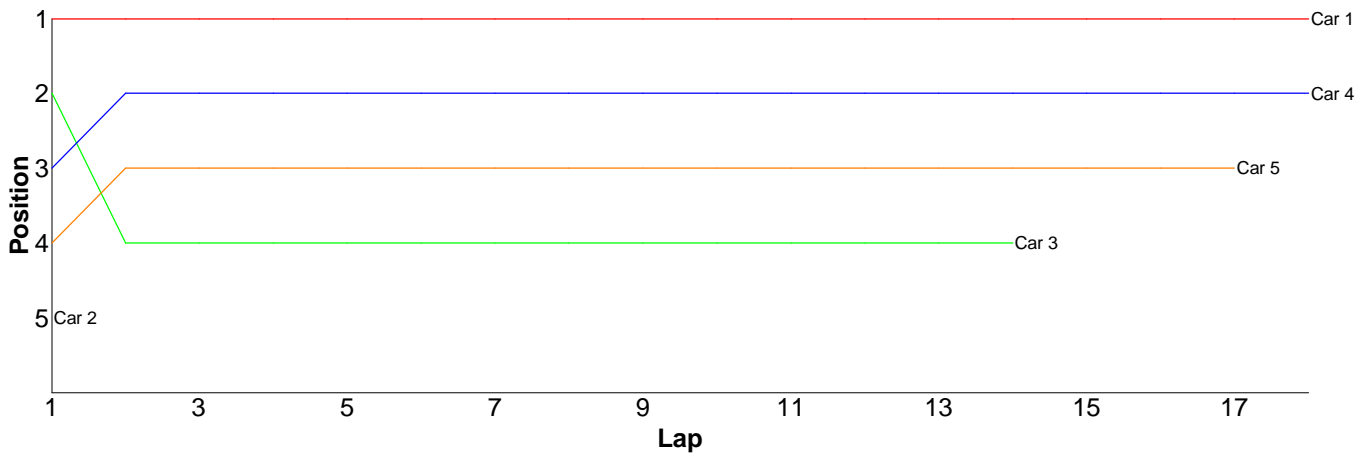


<17.5 / GT2> - A Final

Pos	Car	Form	Name	Class	Car Make	Result	Ave	Best
1	1	F1	Nigel Moss	GT2	CRC	18 / 300.66	16.70	16.05
2	4		Paul Taylor	17.5 Sport	Schumacher	18 / 315.88	17.54	17.16
3	5	F2	Chris Howard	17.5 Sport	Schumacher	17 / 305.61	17.97	17.89
4	3		Keith Aldridge	GT2	Associated	14 / 309.49	22.10	17.07
5	2	F1	Ian Newton	17.5 Sport	Photon	1 / 21.35	21.35	0.00

Lap Car 1 Car 2 Car 3 Car 4 Car 5

1	9.17	21.35	10.38	11.00	11.69
2	16.29		28.66	17.16	18.86
3	16.68		17.16	17.61	18.61
4	16.05		18.86	17.63	17.89
5	18.20		18.95	17.68	18.32
6	16.35		17.96	17.56	18.31
7	16.53		18.09	17.55	18.74
8	16.73		17.07	18.11	18.01
9	16.67		17.32	18.41	18.34
10	16.77		17.49	18.01	19.18
11	16.57		18.46	18.18	17.93
12	16.84		18.73	17.83	17.95
13	18.31		71.68	17.80	17.99
14	17.24		18.68	18.14	18.42
15	17.20			18.22	18.60
16	17.54			18.20	18.15
17	17.15			18.54	18.62
18	20.37			18.25	
19					



10.5 ProStk - A Final

Pos	Car	Form	Name	Car Make	Result	Ave	Best
1	2	F1	Glen Westwood	Xray	22 / 311.77	14.17	13.83
2	3	F1	Kieran Clift (J)	Schumacher	21 / 303.45	14.45	14.50
3	1	F1	Ori Sohachevsky	Schumacher	21 / 304.39	14.49	14.02
4	4		Nick Adams	Xray	11 / 164.24	14.93	14.93

Lap	Car 1	Car 2	Car 3	Car 4
-----	-------	-------	-------	-------

1	8.35	13.00	8.84	9.94
2	14.02	13.88	14.53	14.93
3	14.32	13.96	14.58	16.68
4	20.37	13.83	14.65	15.41
5	14.68	14.13	14.50	15.83
6	14.38	14.09	14.84	15.27
7	14.27	14.19	14.66	15.29
8	14.32	14.06	14.83	15.04
9	14.64	14.14	15.10	15.36
10	14.34	14.22	14.74	15.14
11	14.20	14.38	14.55	15.35
12	14.52	14.18	14.93	
13	14.43	14.50	14.65	
14	14.48	14.35	14.74	
15	15.07	14.36	14.80	
16	14.52	14.50	14.62	
17	14.63	14.22	14.85	
18	14.79	14.50	14.84	
19	14.62	14.34	14.78	
20	14.80	14.21	14.72	
21	14.64	14.35	14.70	
22		14.38		
23				

