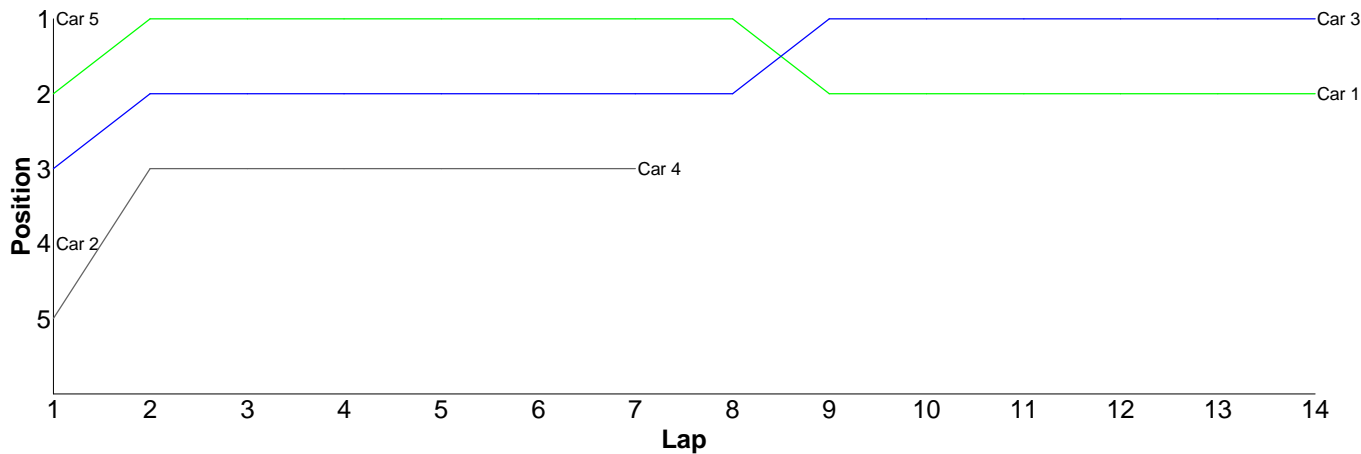


Race Results

Heat 1 - Round 1 (<13.5 / 17.5>)

Pos	Car	Form	Name	Class	Car Make	Result	Ave	Best
1	3		David Chieng	13.5 Stock	Tamiya	14 / 301.68	21.54	19.75
2	1	F2	Bradley Killick (J)	17.5 Sport	Xray	14 / 309.60	22.11	20.04
3	4		Jamie Somerville	17.5 Sport	Tamiya	7 / 273.90	39.12	32.99
4	5		Matt Nicholls	13.5 Stock	Schumacher	1 / 16.91	16.91	16.91
5	2	F2	Jason Elliot	17.5 Sport	Associated	1 / 23.51	23.51	23.51

Lap	Car 1	Car 2	Car 3	Car 4	Car 5
1	20.52	23.51	21.74	35.37	16.91
2	20.43		27.26	42.88	
3	20.55		21.29	39.19	
4	20.73		20.27	45.97	
5	22.09		22.26	32.99	
6	20.24		22.45	35.43	
7	29.02		21.67	42.07	
8	20.68		20.25		
9	25.86		21.09		
10	24.11		20.83		
11	20.08		21.64		
12	20.04		20.54		
13	25.16		19.75		
14	20.09		20.64		
15					

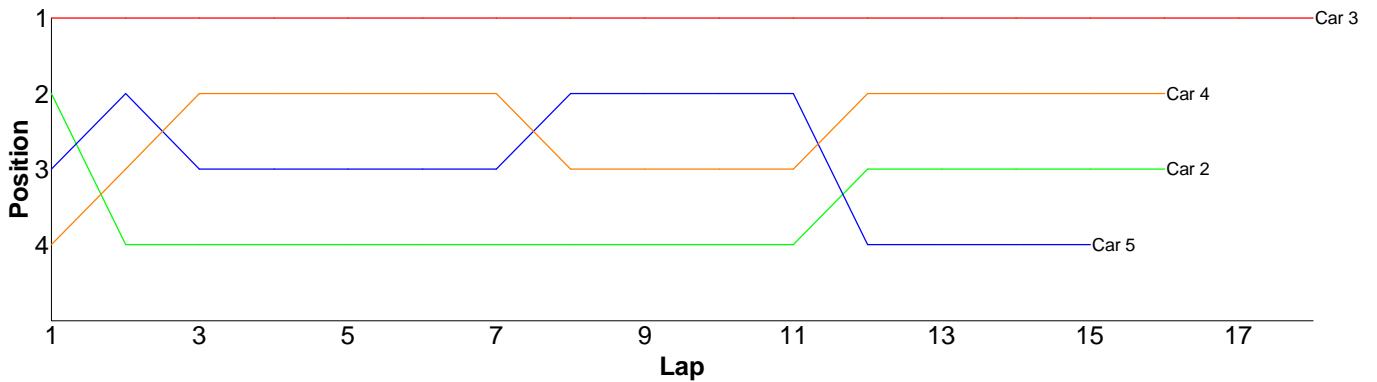


Heat 2 - Round 1 (<13.5 / 17.5>)

Pos	Car	Form	Name	Car Make	Result	Ave	Best
1	3		Keith Aldridge	Photon	18 / 315.57	17.53	13.91
2	4	F2	Chris Howard	Schumacher	16 / 306.86	19.17	17.49
3	2		Paul Barnes	Tamiya	16 / 312.91	19.55	17.07
4	5	F2	Andy Lewis	Xray	15 / 304.17	20.27	18.03

Lap	Car 1	Car 2	Car 3	Car 4	Car 5
-----	-------	-------	-------	-------	-------

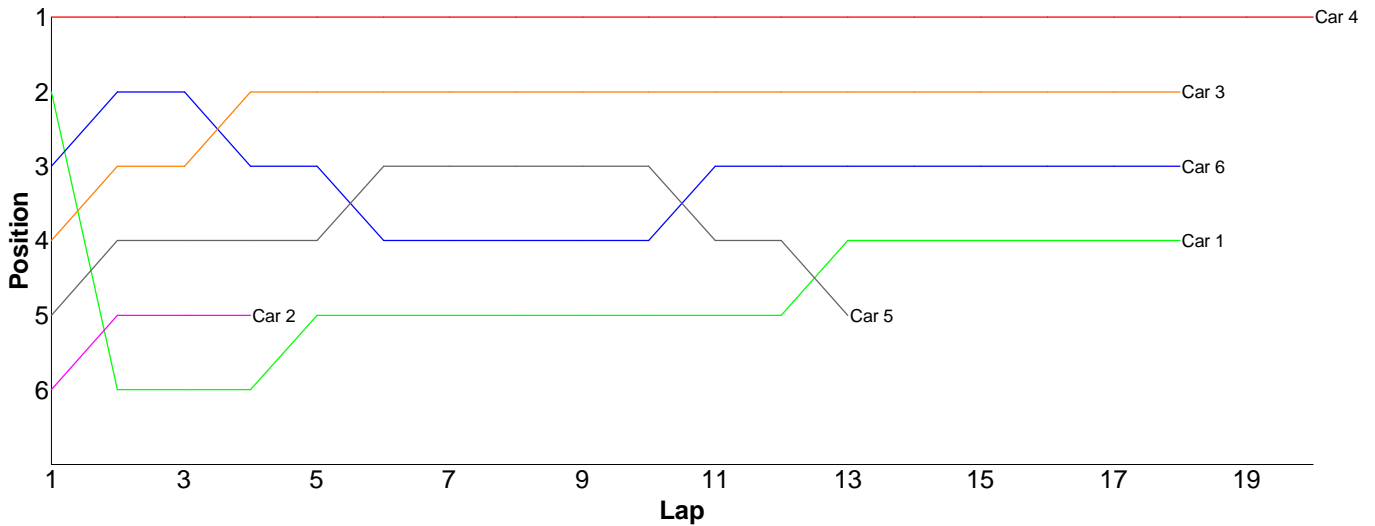
1		18.36	13.91	21.04	19.15
2		24.43	17.71	18.66	20.47
3		18.27	17.80	17.70	19.43
4		20.55	17.48	17.49	18.80
5		18.84	17.63	18.02	18.03
6		24.61	17.60	19.61	18.30
7		17.52	17.63	18.03	18.23
8		17.07	17.10	25.93	18.53
9		21.09	17.09	20.62	18.51
10		17.65	17.54	17.54	18.50
11		18.14	17.97	17.92	18.05
12		19.43	18.03	18.37	30.36
13		17.54	21.03	18.57	25.13
14		18.90	17.57	17.87	19.22
15		19.79	17.10	18.05	23.46
16		20.72	17.07	21.44	
17			17.44		
18			17.87		
19					



Heat 3 - Round 1 (<13.5 / 17.5>)

Pos	Car	Form	Name	Car Make	Result	Ave	Best
1	4		Daniel Booker	Tamiya	20 / 309.57	15.47	15.21
2	3	F2	Ian Cairns	Schumacher	18 / 303.63	16.86	16.28
3	6	F2	Gerald Page	Tamiya	18 / 309.16	17.17	16.48
4	1		Jordan Barnes (J)	Xray	18 / 316.17	17.56	15.99
5	5	F2	Scott Stokes	Xray	13 / 243.11	18.70	16.55
6	2	F2	Kieran Stokes (J)	Xray	4 / 74.14	18.53	16.06

Lap	Car 1	Car 2	Car 3	Car 4	Car 5	Car 6
1	16.53	23.22	18.28	16.06	20.15	16.83
2	26.14	16.13	16.60	15.65	17.04	16.64
3	17.12	16.06	16.48	15.98	17.49	16.48
4	18.97	18.73	16.28	15.28	16.98	17.99
5	16.78		16.47	15.43	17.42	16.85
6	16.56		16.30	15.67	16.70	23.13
7	17.46		16.31	15.21	16.55	17.00
8	16.28		16.40	15.35	17.55	16.70
9	17.05		17.05	15.40	17.34	16.79
10	16.70		16.62	15.35	17.75	16.81
11	16.48		16.69	15.25	17.84	16.69
12	16.48		16.63	15.30	17.25	16.71
13	16.50		17.64	15.61	33.05	17.10
14	20.81		18.24	15.62		16.74
15	17.37		17.21	15.24		16.59
16	15.99		16.90	15.53		16.69
17	16.48		16.85	15.45		16.66
18	16.47		16.68	15.36		16.76
19				15.62		
20				15.21		
21						

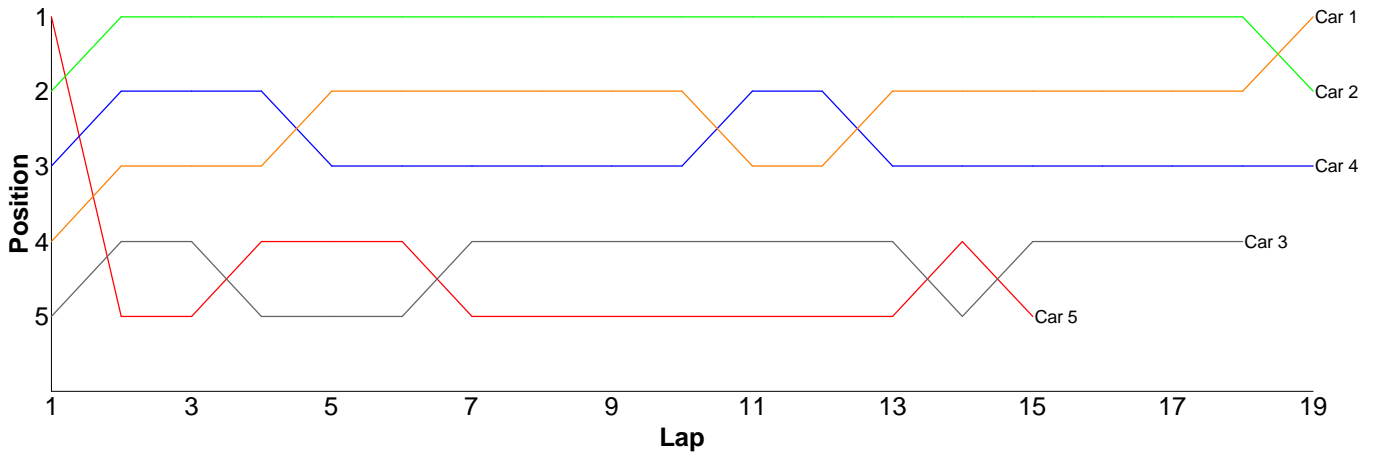


Heat 4 - Round 1 (<13.5 / 17.5>)

Pos	Car	Form	Name	Car Make	Result	Ave	Best
1	1	F2	Gary Fuller	Schumacher	19 / 309.82	16.30	15.52
2	2	F2	Jon Wilkins	Schumacher	19 / 310.04	16.31	15.80
3	4	F2	Kyle Fuller (J)	Xray	19 / 312.81	16.46	15.76
4	3	F2	Kevin Bissell	Xray	18 / 314.33	17.46	16.18
5	5	F2	Neil Talbot	Xray	15 / 277.20	18.48	15.43

Lap Car 1 Car 2 Car 3 Car 4 Car 5

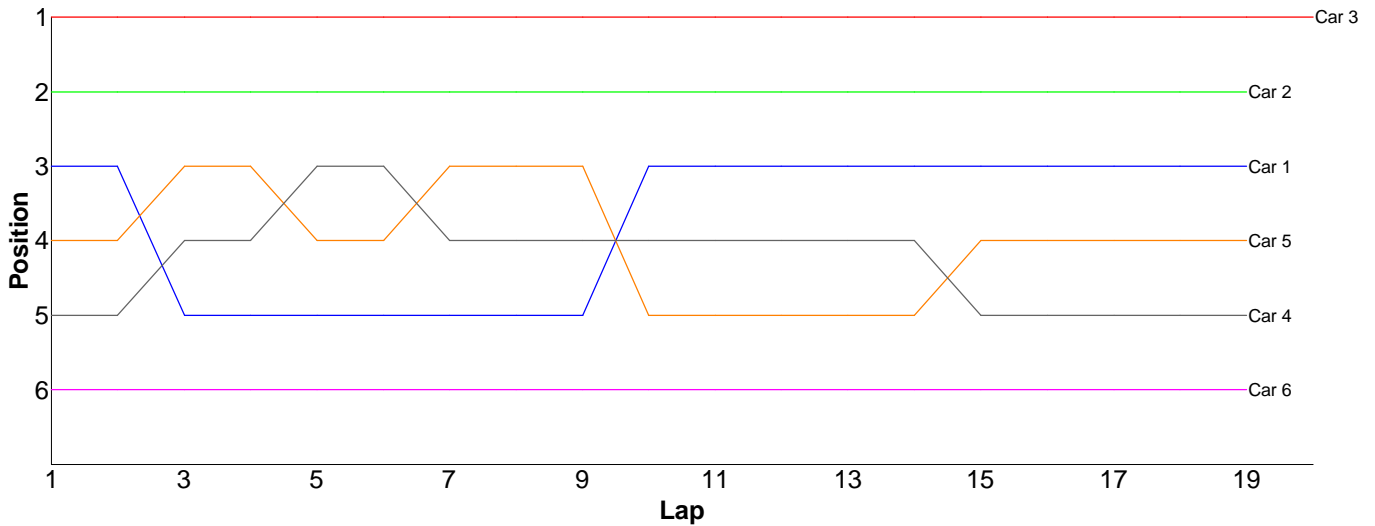
1	17.66	16.23	19.24	17.38	16.01
2	17.25	16.09	18.07	16.86	21.90
3	16.92	15.99	16.29	16.77	16.11
4	15.81	15.93	18.26	16.03	15.61
5	17.07	16.03	16.50	17.93	15.43
6	15.63	16.11	16.18	15.85	16.88
7	15.98	15.80	16.37	15.98	21.89
8	16.15	16.29	16.64	15.76	17.40
9	15.52	16.34	17.62	15.79	17.97
10	15.76	16.31	16.68	15.90	17.19
11	16.79	16.07	16.95	16.02	16.13
12	15.90	16.12	26.08	16.14	22.87
13	15.89	17.62	16.75	16.21	16.50
14	16.07	16.71	16.43	16.47	15.98
15	15.96	16.21	16.28	16.63	29.33
16	15.83	16.05	16.82	16.87	
17	17.44	16.66	16.53	16.21	
18	16.10	16.85	16.64	16.38	
19	16.09	16.63		17.63	
20					



Heat 5 - Round 1 (<13.5 / 17.5>)

Pos	Car	Form	Name	Car Make	Result	Ave	Best
1	3	F1	Joe Jenyavanija	Schumacher	20 / 308.47	15.42	14.76
2	2	F1	Brian Killick	Xray	19 / 300.34	15.80	15.10
3	1	F1	Tim Webb	Hot Bodies	19 / 302.79	15.93	15.21
4	5	F1	James Davis	Tamiya	19 / 313.50	16.50	15.78
5	4	F2	Dave Skelton	Xray	19 / 313.61	16.50	15.70
6	6	F1	Anthony Pedder	Schumacher	19 / 314.37	16.54	15.19

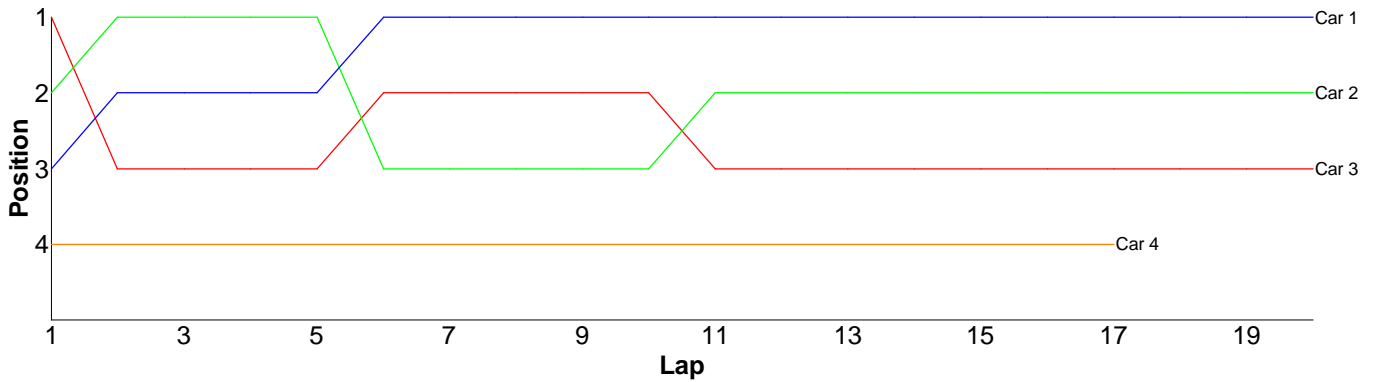
Lap	Car 1	Car 2	Car 3	Car 4	Car 5	Car 6
1	16.04	15.61	15.16	16.40	16.17	21.09
2	15.21	15.10	14.76	16.28	15.83	18.89
3	22.40	15.27	15.48	15.74	16.29	15.46
4	15.60	15.49	15.29	16.73	16.23	15.67
5	15.48	15.61	15.05	15.75	16.66	15.28
6	15.49	15.53	15.10	15.90	16.14	16.46
7	15.64	15.34	15.11	17.29	15.97	15.43
8	15.39	15.50	15.22	15.77	15.78	15.58
9	15.95	15.40	15.95	16.32	16.23	20.74
10	15.53	15.96	15.57	17.39	21.48	15.39
11	15.51	18.41	15.29	15.70	15.88	15.25
12	15.58	15.82	15.45	16.05	16.11	19.80
13	15.78	15.65	15.28	15.86	16.35	15.41
14	15.70	15.84	15.78	16.10	16.02	15.73
15	15.37	15.45	15.61	22.13	16.20	15.46
16	15.77	16.98	15.82	16.00	16.23	15.39
17	15.48	15.30	15.63	15.83	16.61	15.95
18	15.26	16.14	15.74	16.10	16.54	15.19
19	15.61	15.94	15.56	16.27	16.78	16.20
20			15.62			
21						



Heat 6 - Round 1 (10.5 ProStk)

Pos	Car	Form	Name	Car Make	Result	Ave	Best
1	1		Alex Gardiner	Schumacher	20 / 302.19	15.10	14.44
2	2		Steve Lissamore	Tamiya	20 / 307.51	15.37	14.50
3	3		Ed Clark	Tamiya	20 / 315.25	15.76	14.17
4	4		Paul Isaacs	Xray	17 / 311.11	18.30	16.08

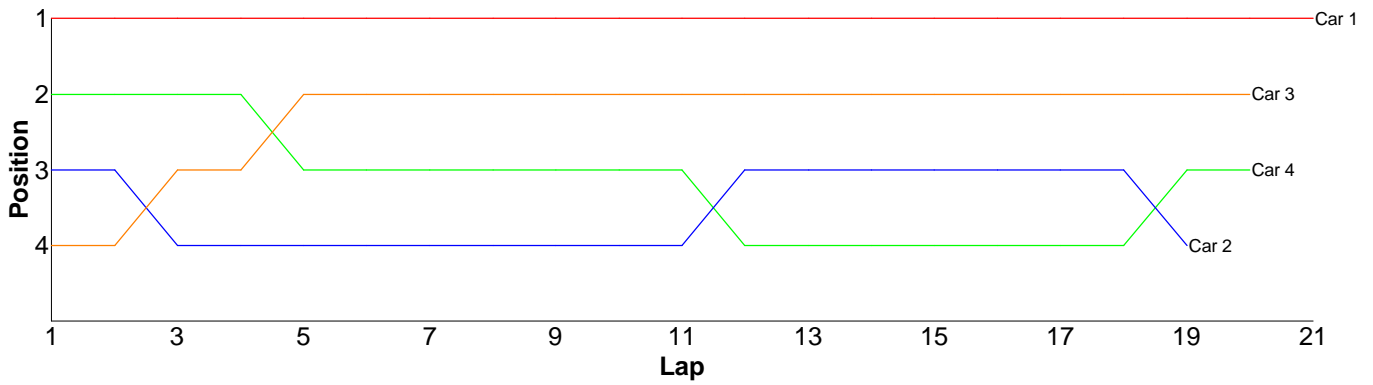
Lap	Car 1	Car 2	Car 3	Car 4
1	14.76	14.74	14.17	16.15
2	15.78	14.81	19.08	25.35
3	16.58	16.23	14.61	19.05
4	14.99	14.50	14.77	19.81
5	14.80	15.29	15.99	17.68
6	15.42	19.60	15.05	16.76
7	14.91	17.50	15.29	17.23
8	15.00	14.89	15.19	18.67
9	14.62	14.63	15.00	16.78
10	14.71	14.61	14.98	16.14
11	14.44	14.82	17.53	18.77
12	14.99	14.75	14.72	17.52
13	14.69	14.84	14.96	18.94
14	14.48	14.74	20.52	21.04
15	14.76	15.53	15.46	17.96
16	14.68	14.81	15.65	16.08
17	14.73	15.37	15.08	17.18
18	15.95	15.69	16.22	
19	15.39	14.96	15.62	
20	16.51	15.20	15.36	
21				



Heat 7 - Round 1 (10.5 ProStk)

Pos	Car	Form	Name	Car Make	Result	Ave	Best
1	1	F1	Aaron Wearn	Schumacher	21 / 304.14	14.48	14.14
2	3	F1	Ori Sohachevsky	Schumacher	20 / 305.91	15.29	14.16
3	4		Nick Adams	Schumacher	20 / 313.73	15.68	14.73
4	2		Richard Thorpe	Losi	19 / 304.71	16.03	14.46

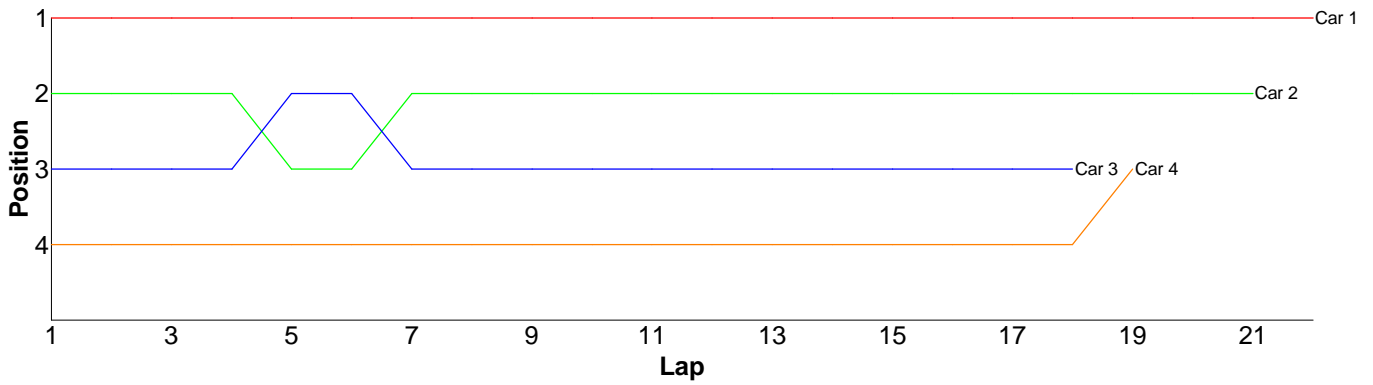
Lap	Car 1	Car 2	Car 3	Car 4
1	14.29	16.20	17.33	14.79
2	14.14	15.24	14.89	14.82
3	14.29	17.84	14.56	16.91
4	15.02	16.14	15.04	14.98
5	14.56	14.78	14.43	15.09
6	15.13	14.73	14.90	14.81
7	14.22	15.06	14.80	14.84
8	14.67	18.58	15.31	21.57
9	14.28	15.57	14.49	15.18
10	14.16	14.74	14.16	14.73
11	14.22	15.15	14.62	15.35
12	14.80	14.75	14.41	16.01
13	14.43	14.46	14.42	15.09
14	14.31	15.24	14.64	19.82
15	14.50	14.87	14.74	14.92
16	14.31	15.09	14.73	14.79
17	14.42	15.91	23.88	15.13
18	15.13	16.45	15.09	14.90
19	14.50	23.91	14.65	15.20
20	14.35		14.82	14.80
21	14.41			
22				



Heat 8 - Round 1 (Modified)

Pos	Car	Form	Name	Car Make	Result	Ave	Best
1	1		Glen Westwood	Xray	22 / 307.71	13.98	13.68
2	2		Chris Delves	Tamiya	21 / 307.64	14.64	14.15
3	4		Brian Eldridge	Photon	19 / 314.40	16.54	14.45
4	3		Ben Ingram	Photon	18 / 270.38	15.02	14.25

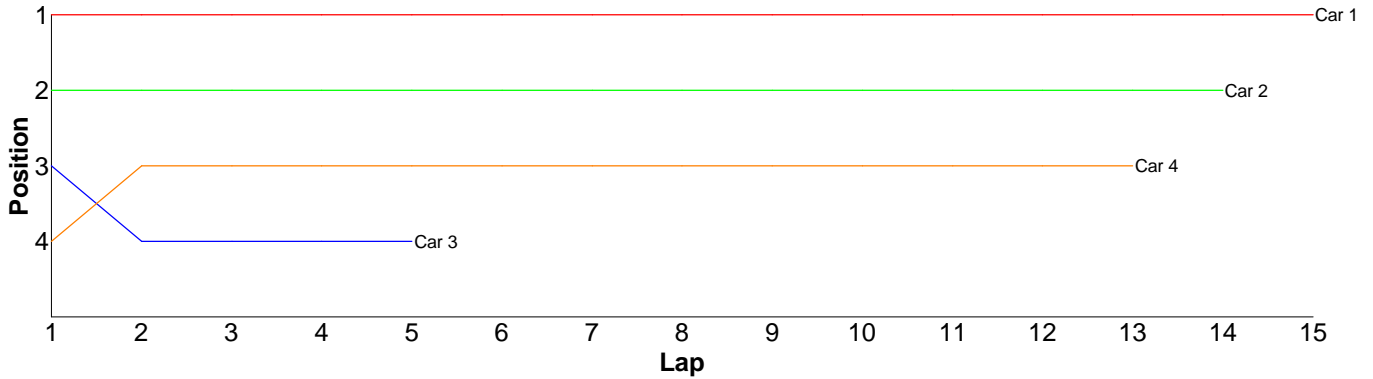
Lap	Car 1	Car 2	Car 3	Car 4
1	13.77	14.16	14.55	16.27
2	13.68	14.33	14.63	15.28
3	13.79	14.39	14.58	14.98
4	13.96	14.37	14.25	16.43
5	14.01	19.12	14.46	15.20
6	13.79	14.57	14.65	14.76
7	14.14	14.15	19.09	21.29
8	14.02	14.51	14.94	15.02
9	14.12	14.57	14.86	14.79
10	13.93	14.42	14.74	14.62
11	13.92	14.27	15.47	34.97
12	13.92	14.35	14.68	14.60
13	13.98	14.19	15.12	17.00
14	14.08	14.80	15.04	15.14
15	14.00	14.48	15.12	14.45
16	14.05	14.16	14.66	15.04
17	14.05	14.37	14.66	14.88
18	14.01	14.23	14.88	14.73
19	14.41	14.32		14.95
20	14.12	15.33		
21	13.97	14.55		
22	13.99			
23				



Heat 9 - Round 1 (Bikes)

Pos	Car	Form	Name	Car Make	Result	Ave	Best
1	1	F1	Simon Lancaster		15 / 318.17	21.21	19.59
2	2	F1	Steve Leake		14 / 316.69	22.62	21.51
3	4	F1	Andy Carless		13 / 310.87	23.91	21.80
4	3	F1	Graham Clarke		5 / 302.09	60.41	22.15

Lap	Car 1	Car 2	Car 3	Car 4
1	20.09	21.51	22.50	23.61
2	20.41	22.76	203.10	23.03
3	20.41	22.36	25.83	30.72
4	20.85	22.05	22.15	23.01
5	26.76	21.51	28.51	22.59
6	20.13	22.15		23.25
7	20.90	22.10		22.88
8	26.36	22.27		22.53
9	20.23	22.18		22.80
10	20.55	26.40		22.51
11	20.04	21.77		21.80
12	20.40	25.05		28.52
13	19.59	22.43		23.62
14	20.31	22.15		
15	21.14			
16				

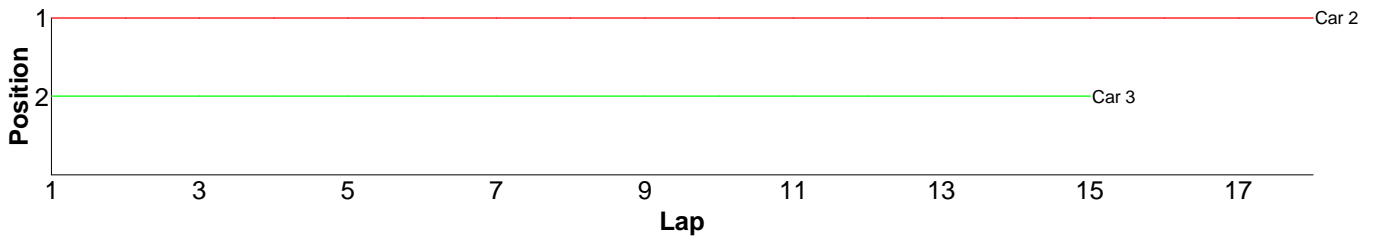


Heat 10 - Round 1 (<GT>)

Pos	Car	Form	Name	Class	Car Make	Result	Ave	Best
1	2	F1	Nigel Moss	GT2	CRC	18 / 309.78	17.21	16.49
2	3		Keith Aldridge	GT2	Associated	15 / 305.14	20.34	18.13
=3	1		Dave Skelton	GT1	Associated	0 / 0.00	0.00	0.00
=3	4		Mark Somerville	GT2	Associated	0 / 0.00	0.00	0.00

Lap Car 1 Car 2 Car 3 Car 4

1		17.33	18.92	
2		16.49	19.22	
3		16.55	19.92	
4		17.62	20.48	
5		17.05	18.87	
6		16.69	18.60	
7		16.90	35.78	
8		17.44	18.53	
9		18.20	20.57	
10		17.01	19.31	
11		16.95	18.89	
12		18.16	18.52	
13		17.45	18.13	
14		17.21	18.54	
15		17.16	20.86	
16		17.02		
17		17.14		
18		17.41		
19				

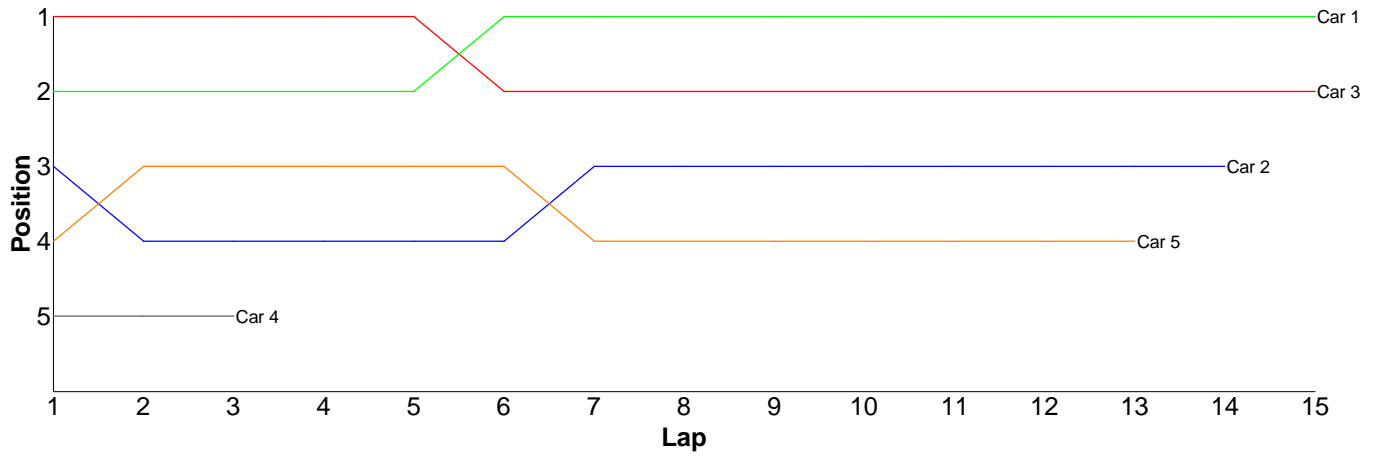


Heat 1 - Round 2 (<13.5 / 17.5>)

Pos	Car	Form	Name	Class	Car Make	Result	Ave	Best
1	1	F2	Bradley Killick (J)	17.5 Sport	Xray	15 / 301.69	20.11	19.49
2	3		David Chieng	13.5 Stock	Tamiya	15 / 315.38	21.02	18.35
3	2	F2	Jason Elliot	17.5 Sport	Associated	14 / 313.87	22.41	19.15
4	5		Matt Nicholls	13.5 Stock	Schumacher	13 / 305.92	23.53	17.65
5	4		Jamie Somerville	17.5 Sport	Tamiya	3 / 161.24	53.74	36.60

Lap Car 1 Car 2 Car 3 Car 4 Car 5

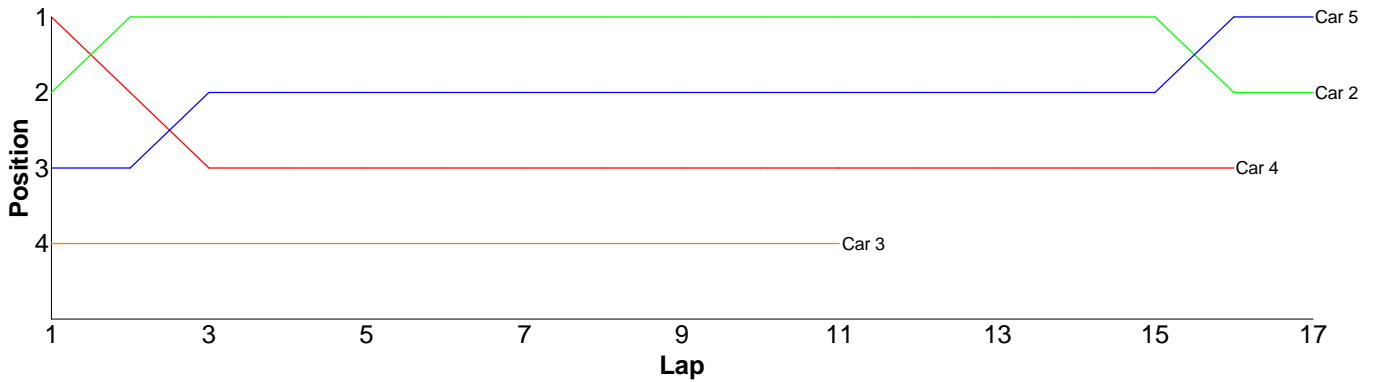
1	20.20	21.17	18.35	50.67	26.67
2	21.02	34.40	18.67	36.60	25.85
3	21.62	27.42	23.33	73.97	26.57
4	20.52	20.34	20.87		17.65
5	19.92	21.95	18.40		26.98
6	19.49	21.15	24.93		19.54
7	19.57	22.49	19.88		26.72
8	20.99	22.26	31.68		22.80
9	19.98	19.44	21.54		19.30
10	19.78	20.39	19.53		22.85
11	19.53	22.32	19.12		29.78
12	19.62	19.76	18.81		23.34
13	19.93	19.15	19.79		17.87
14	19.87	21.63	19.65		
15	19.65		20.83		



Heat 2 - Round 2 (<13.5 / 17.5>)

Pos	Car	Form	Name	Car Make	Result	Ave	Best
1	5	F2	Andy Lewis	Xray	17 / 312.07	18.35	16.87
2	2		Paul Barnes	Tamiya	17 / 317.78	18.69	16.97
3	4	F2	Chris Howard	Schumacher	16 / 315.81	19.73	17.27
4	3		Keith Aldridge	Photon	11 / 237.92	21.62	17.04

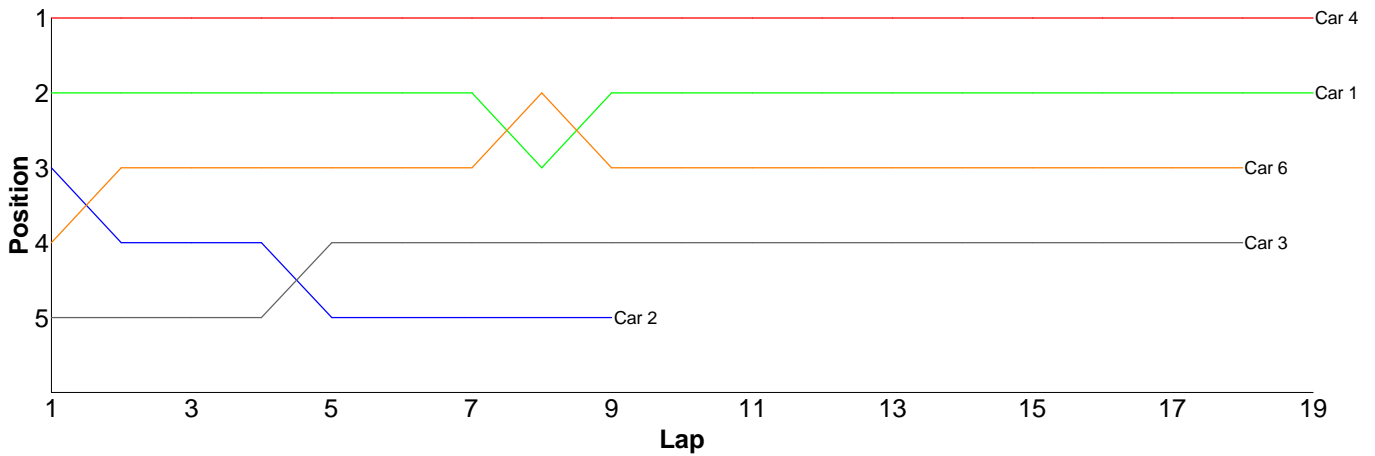
Lap	Car 1	Car 2	Car 3	Car 4	Car 5
1		18.35	28.59	17.92	18.75
2		17.74	29.77	19.87	19.18
3		18.12	18.27	21.86	18.70
4		17.42	17.04	18.19	18.31
5		17.62	17.50	17.27	17.42
6		17.20	17.70	23.80	17.09
7		21.16	17.98	17.79	18.48
8		17.31	18.75	17.39	17.84
9		17.08	17.49	20.30	18.17
10		17.02	18.41	20.36	18.35
11		16.97	36.42	18.35	18.07
12		18.36		17.43	18.04
13		18.42		24.75	20.79
14		19.32		18.47	18.53
15		23.08		17.96	18.84
16		19.16		24.10	16.87
17		23.45			18.64
18					



Heat 3 - Round 2 (<13.5 / 17.5>)

Pos	Car	Form	Name	Car Make	Result	Ave	Best
1	4		Daniel Booker	Tamiya	19 / 301.64	15.87	15.24
2	1		Jordan Barnes (J)	Xray	19 / 313.07	16.47	15.74
3	6	F2	Gerald Page	Tamiya	18 / 303.18	16.84	16.11
4	3	F2	Ian Cairns	Schumacher	18 / 309.77	17.20	16.02
5	2	F2	Kieran Stokes (J)	Xray	9 / 176.99	19.66	15.99
6	5	F2	Scott Stokes	Xray	0 / 0.00	0.00	0.00

Lap	Car 1	Car 2	Car 3	Car 4	Car 5	Car 6
1	16.34	16.81	22.05	15.41		17.05
2	16.93	19.98	19.99	15.24		17.28
3	16.19	16.88	16.66	15.25		16.53
4	17.26	16.17	16.14	16.74		16.58
5	15.98	21.20	16.02	15.60		16.37
6	16.64	19.01	16.10	15.52		16.44
7	16.86	29.74	16.07	15.27		16.50
8	17.71	15.99	16.29	18.10		16.11
9	16.65	21.21	16.55	15.45		21.25
10	15.89		16.32	15.72		16.52
11	15.74		16.82	15.77		16.26
12	15.95		16.97	16.35		16.54
13	18.73		16.22	17.55		16.76
14	16.05		20.85	15.47		16.74
15	16.22		16.16	15.77		17.00
16	15.92		17.22	15.62		16.54
17	16.13		16.76	15.67		16.36
18	16.03		16.58	15.67		16.35
19	15.85			15.47		
20						

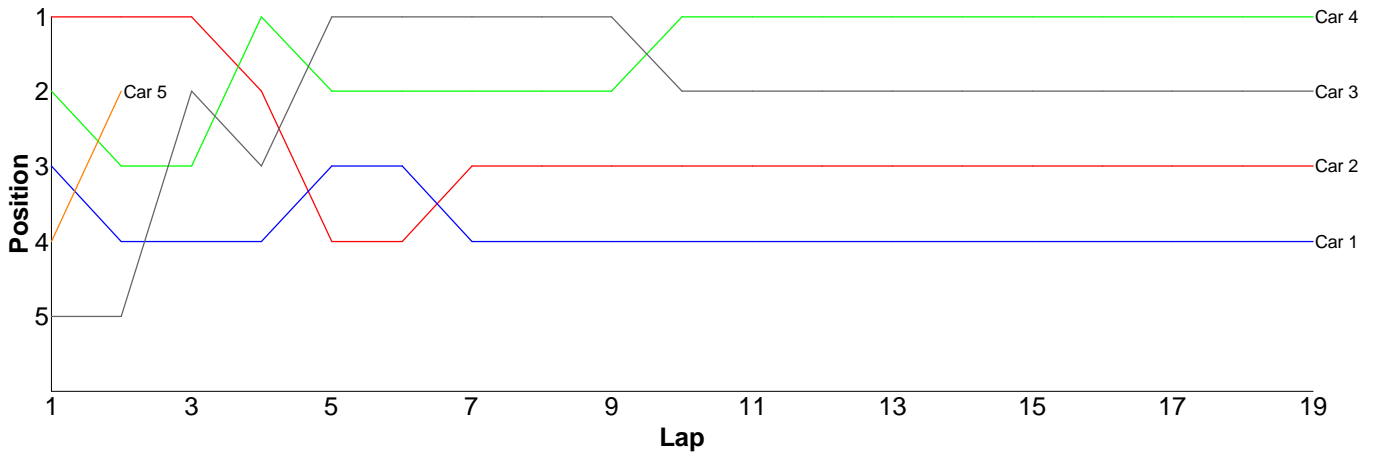


Heat 4 - Round 2 (<13.5 / 17.5>)

Pos	Car	Form	Name	Car Make	Result	Ave	Best
1	4	F2	Kyle Fuller (J)	Xray	19 / 304.25	16.01	15.56
2	3	F2	Kevin Bissell	Xray	19 / 307.34	16.17	15.68
3	2	F2	Jon Wilkins	Schumacher	19 / 310.00	16.31	15.55
4	1	F2	Gary Fuller	Schumacher	19 / 313.19	16.48	15.37
5	5	F2	Neil Talbot	Xray	2 / 31.45	15.72	15.55

Lap Car 1 Car 2 Car 3 Car 4 Car 5

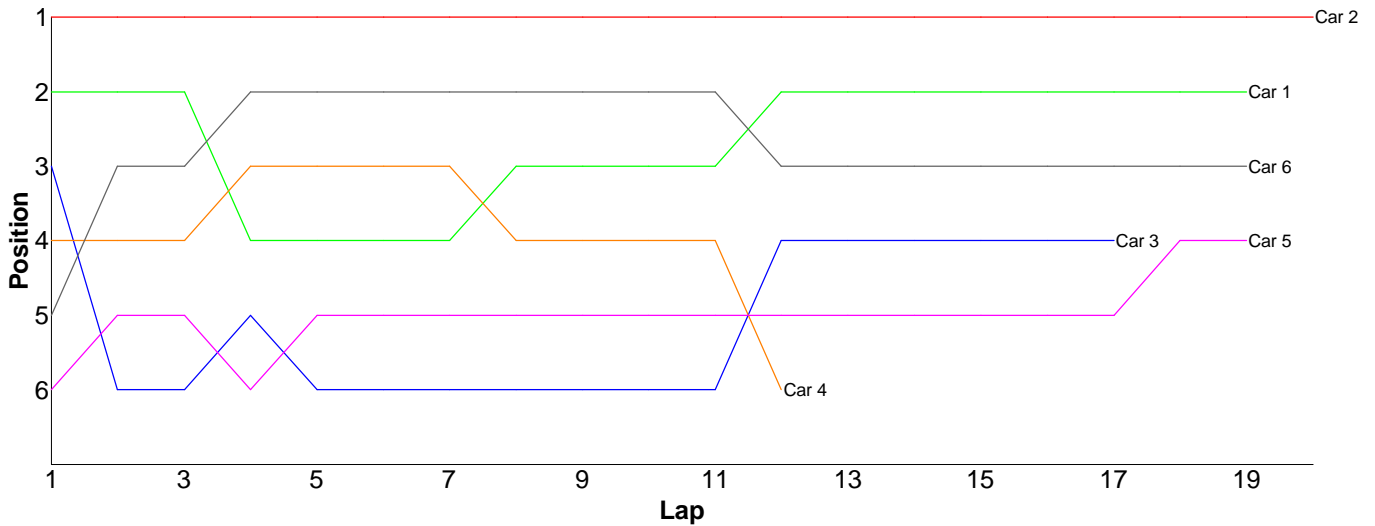
1	15.84	15.58	15.96	15.74	15.90
2	15.89	15.55	15.86	15.87	15.55
3	17.96	15.96	15.87	16.33	
4	15.58	16.60	16.31	15.60	
5	20.64	22.32	16.02	17.95	
6	15.89	17.56	15.77	15.95	
7	19.78	16.31	15.80	16.04	
8	15.89	15.82	15.68	15.65	
9	15.41	16.00	15.87	15.58	
10	16.47	16.19	17.52	15.56	
11	15.66	15.78	16.68	15.72	
12	15.96	15.84	16.61	15.92	
13	16.45	15.72	16.16	15.82	
14	16.52	15.69	16.34	15.95	
15	15.87	15.81	16.39	16.03	
16	15.69	15.75	16.09	16.12	
17	15.92	15.88	16.11	16.07	
18	15.37	15.79	16.30	16.11	
19	16.40	15.85	16.00	16.24	
20					



Heat 5 - Round 2 (<13.5 / 17.5>)

Pos	Car	Form	Name	Car Make	Result	Ave	Best
1	2	F1	Brian Killick	Xray	20 / 306.55	15.32	15.01
2	1	F1	Tim Webb	Hot Bodies	19 / 302.73	15.93	15.15
3	6	F1	Anthony Pedder	Schumacher	19 / 304.35	16.01	15.09
4	5	F1	James Davis	Tamiya	19 / 314.38	16.54	15.30
5	3	F1	Joe Jenyavanija	Schumacher	17 / 280.67	16.51	15.04
6	4	F2	Dave Skelton	Xray	12 / 202.70	16.89	15.50

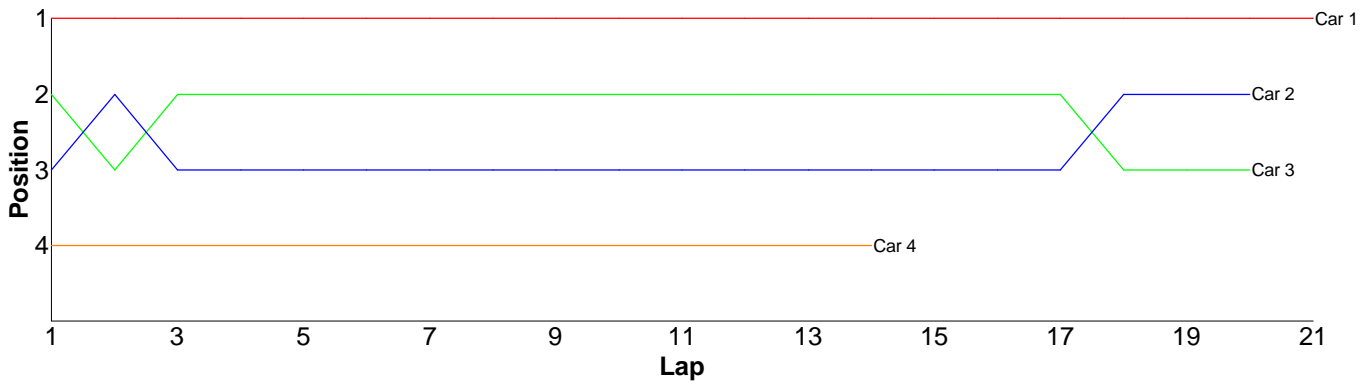
Lap	Car 1	Car 2	Car 3	Car 4	Car 5	Car 6
1	15.30	15.08	15.37	15.50	16.24	15.67
2	15.41	15.30	17.59	16.04	15.99	15.61
3	15.15	15.01	20.69	16.92	16.44	16.12
4	22.72	15.12	15.32	16.10	21.53	15.59
5	16.07	15.32	19.12	18.84	15.75	15.43
6	15.52	15.23	15.57	15.91	15.49	15.33
7	15.55	15.23	15.91	15.97	15.43	15.40
8	15.40	15.31	15.18	16.01	15.79	15.58
9	15.46	15.43	15.34	15.82	15.30	15.33
10	15.49	15.52	15.39	15.95	15.87	15.35
11	15.33	15.31	15.04	15.89	15.79	15.48
12	15.33	15.37	16.92	23.75	20.01	24.75
13	16.26	15.16	18.51		17.52	15.45
14	15.51	15.41	15.62		16.72	15.27
15	15.67	15.62	17.28		16.63	16.25
16	15.55	15.28	16.50		15.80	15.41
17	15.36	15.61	15.32		16.13	16.03
18	15.66	15.58			15.85	15.21
19	15.99	15.28			16.10	15.09
20		15.38				
21						



Heat 6 - Round 2 (10.5 ProStk)

Pos	Car	Form	Name	Car Make	Result	Ave	Best
1	1		Alex Gardiner	Schumacher	21 / 301.45	14.35	13.95
2	2		Steve Lissamore	Tamiya	20 / 305.23	15.26	14.33
3	3		Ed Clark	Tamiya	20 / 311.09	15.55	14.62
4	4		Paul Isaacs	Xray	14 / 317.25	22.66	15.90

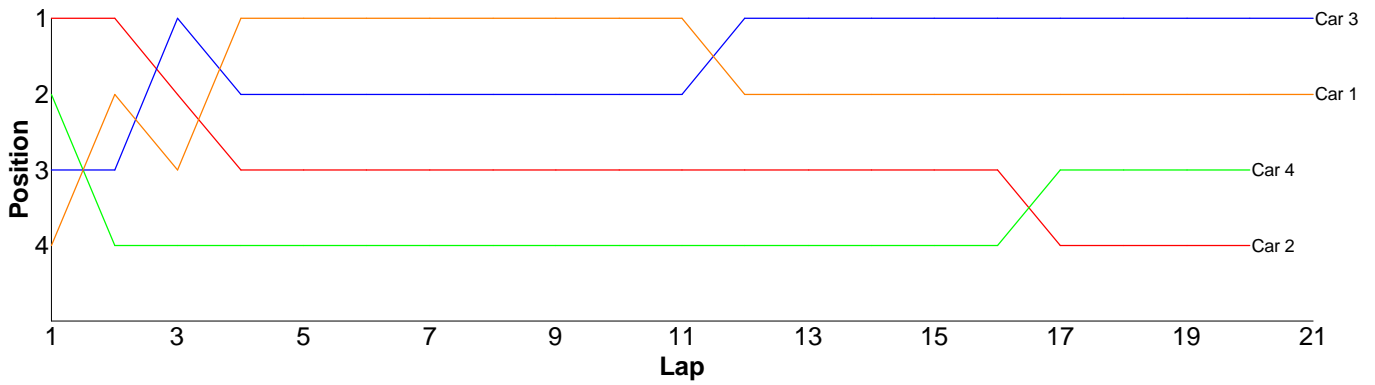
Lap	Car 1	Car 2	Car 3	Car 4
1	14.01	16.20	15.65	76.55
2	13.95	14.47	17.76	16.80
3	14.35	25.81	15.50	16.87
4	14.23	14.48	15.25	17.26
5	14.27	14.51	14.70	16.20
6	14.49	14.67	14.76	35.16
7	14.36	14.44	14.82	16.99
8	14.26	14.57	14.88	15.90
9	14.22	14.33	14.97	17.07
10	14.24	14.43	16.76	16.62
11	15.53	14.39	15.08	15.90
12	14.64	14.36	15.14	16.39
13	14.30	14.74	14.62	16.65
14	14.12	15.94	14.69	22.89
15	14.25	15.04	14.95	
16	14.30	14.63	14.78	
17	14.38	14.49	15.07	
18	14.13	14.48	21.58	
19	14.41	14.63	15.07	
20	14.71	14.62	15.06	
21	14.30			
22				



Heat 7 - Round 2 (10.5 ProStk)

Pos	Car	Form	Name	Car Make	Result	Ave	Best
1	3	F1	Ori Sohachevsky	Schumacher	21 / 302.36	14.39	14.16
2	1	F1	Aaron Wearn	Schumacher	21 / 303.11	14.43	14.13
3	4		Nick Adams	Schumacher	20 / 303.18	15.15	14.55
4	2		Richard Thorpe	Losi	20 / 303.72	15.18	14.35

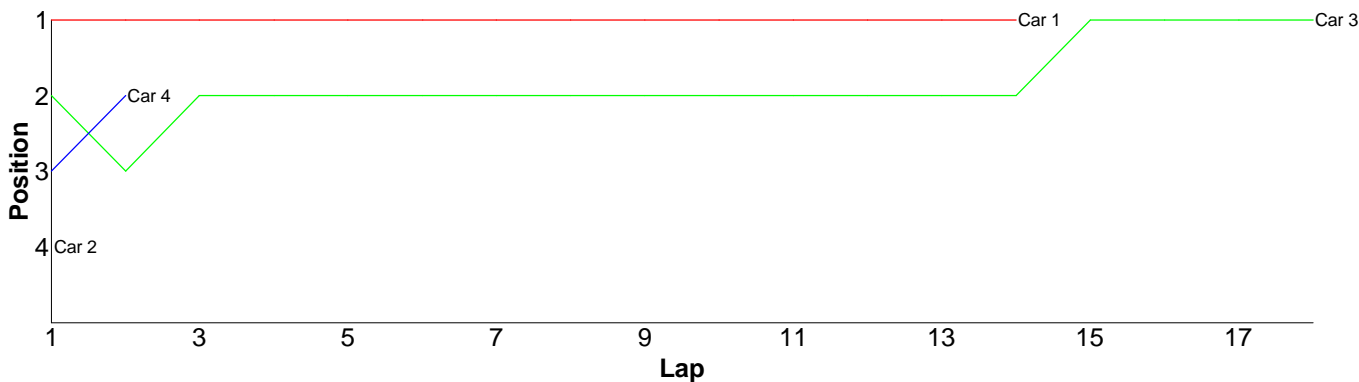
Lap	Car 1	Car 2	Car 3	Car 4
1	14.74	14.35	14.59	14.55
2	14.23	14.57	14.63	14.92
3	14.51	14.55	14.23	14.78
4	14.13	15.04	14.51	14.71
5	14.40	14.81	14.45	15.59
6	14.24	14.75	14.16	15.01
7	14.39	15.99	14.27	15.83
8	14.31	15.04	14.26	14.85
9	14.29	14.81	14.17	15.09
10	14.21	15.46	14.19	14.88
11	14.14	14.59	14.19	15.64
12	14.46	14.77	14.37	15.08
13	14.36	14.82	14.19	15.17
14	14.45	16.42	14.23	14.72
15	14.39	15.42	14.49	16.14
16	14.45	15.81	14.49	15.04
17	14.63	17.99	14.57	15.79
18	14.76	14.73	14.70	15.46
19	14.57	14.88	14.62	15.04
20	14.70	14.92	14.55	14.89
21	14.75		14.50	
22				



Heat 8 - Round 2 (Modified)

Pos	Car	Form	Name	Car Make	Result	Ave	Best
1	3		Ben Ingram	Photon	18 / 308.85	17.15	14.49
2	1		Glen Westwood	Xray	14 / 204.27	14.59	14.06
3	4		Brian Eldridge	Photon	2 / 30.59	15.29	14.75
4	2		Chris Delves	Tamiya	1 / 17.19	17.19	17.19

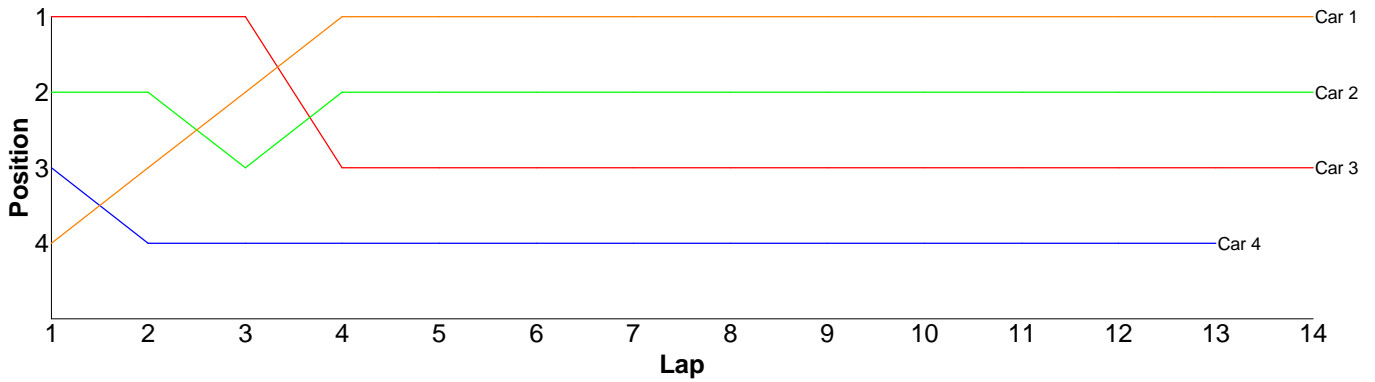
Lap	Car 1	Car 2	Car 3	Car 4
1	14.19	17.19	15.18	15.84
2	15.28		16.86	14.75
3	14.66		15.04	
4	14.40		14.49	
5	14.38		14.65	
6	14.08		14.61	
7	14.19		14.78	
8	14.12		14.80	
9	14.08		14.62	
10	14.65		14.63	
11	14.18		14.72	
12	14.06		14.90	
13	14.25		14.76	
14	17.75		54.04	
15			15.39	
16			15.22	
17			15.07	
18			15.09	
19				



Heat 9 - Round 2 (Bikes)

Pos	Car	Form	Name	Car Make	Result	Ave	Best
1	1	F1	Simon Lancaster		14 / 306.82	21.91	19.95
2	2	F1	Steve Leake		14 / 316.84	22.63	21.31
3	3	F1	Graham Clarke		14 / 324.37	23.16	20.80
4	4	F1	Andy Carless		13 / 315.01	24.23	22.41

Lap	Car 1	Car 2	Car 3	Car 4
1	26.36	25.15	22.11	26.22
2	21.09	21.31	22.41	28.52
3	20.55	22.01	21.31	23.20
4	21.04	21.87	27.61	23.00
5	20.65	22.23	21.76	22.68
6	20.19	22.45	21.38	22.41
7	20.97	21.81	20.80	22.48
8	19.95	21.84	21.95	29.30
9	21.29	21.71	21.83	23.40
10	20.73	22.24	22.27	22.71
11	24.95	22.03	22.76	24.16
12	20.24	22.76	25.40	23.97
13	20.00	22.20	22.23	22.96
14	28.81	27.23	30.55	
15				

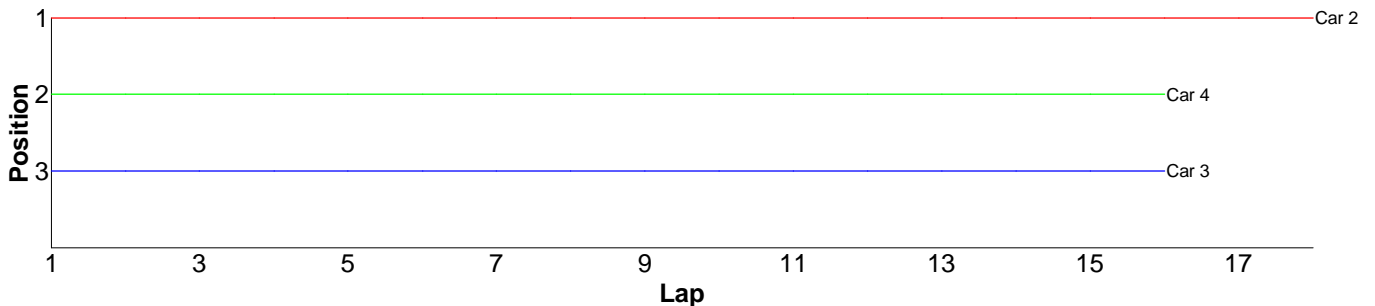


Heat 10 - Round 2 (<GT>)

Pos	Car	Form	Name	Class	Car Make	Result	Ave	Best
1	2	F1	Nigel Moss	GT2	CRC	18 / 304.47	16.91	16.30
2	4		Mark Somerville	GT2	Associated	16 / 310.31	19.39	17.36
3	3		Keith Aldridge	GT2	Associated	16 / 318.71	19.91	18.05
4	1		Dave Skelton	GT1	Associated	0 / 0.00	0.00	0.00

Lap

Lap	Car 1	Car 2	Car 3	Car 4
1		16.87	20.21	18.52
2		16.75	18.30	17.56
3		16.96	20.09	17.71
4		16.97	18.26	17.91
5		16.86	20.16	18.93
6		16.30	19.92	19.19
7		16.49	22.65	18.00
8		16.38	19.88	21.24
9		19.76	18.07	17.36
10		16.84	19.31	26.49
11		17.03	18.05	18.09
12		16.90	26.25	17.71
13		16.45	21.68	20.03
14		16.78	18.81	20.32
15		17.06	18.32	18.09
16		16.78	18.75	23.16
17		16.54		
18		16.75		
19				



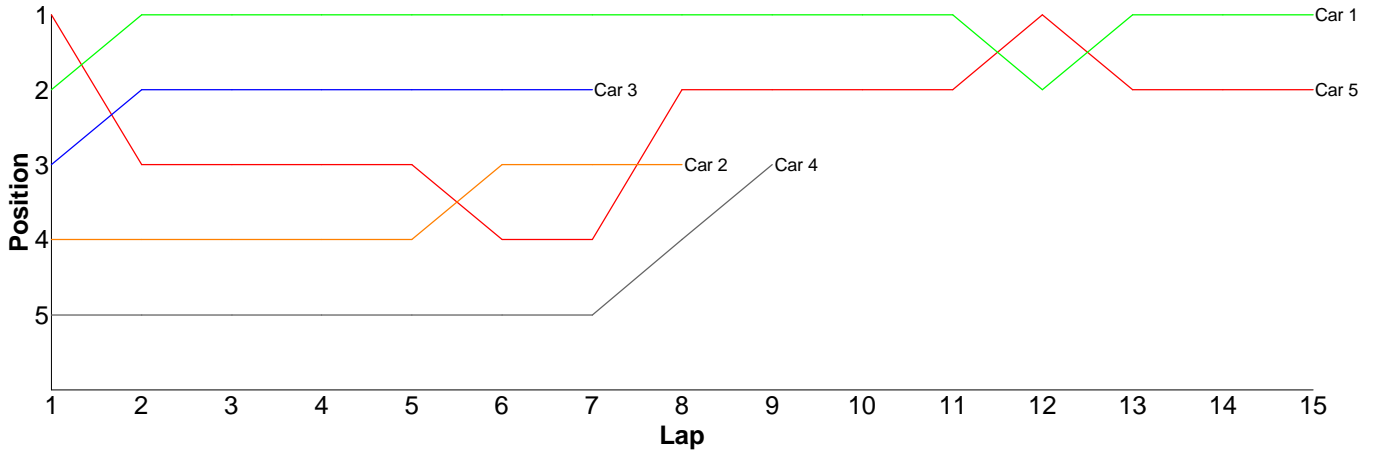
Heat 1 - Round 3 (<13.5 / 17.5>)

Pos	Car	Form	Name	Class	Car Make	Result	Ave	Best
1	1	F2	Bradley Killick (J)	17.5 Sport	Xray	15 / 301.60	20.10	18.95
2	5		Matt Nicholls	13.5 Stock	Schumacher	15 / 309.45	20.63	16.39
3	4		Jamie Somerville	17.5 Sport	Tamiya	9 / 310.31	34.47	27.40
4	2	F2	Jason Elliot	17.5 Sport	Associated	8 / 170.83	21.35	18.56
5	3		David Chieng	13.5 Stock	Tamiya	7 / 141.15	20.16	18.74

Lap

Lap	Car 1	Car 2	Car 3	Car 4	Car 5
1	18.96	30.00	19.13	36.08	17.72
2	18.95	18.65	22.10	30.09	25.44
3	19.44	19.34	20.04	32.06	21.50
4	19.05	18.81	18.74	32.27	16.69
5	19.63	18.56	20.30	35.28	23.09
6	19.18	18.69	19.68	32.54	27.31
7	24.12	21.42	21.16	45.40	16.92
8	19.75	25.36		39.19	18.20
9	20.03			27.40	18.24
10	19.62				18.74
11	20.42				17.01
12	19.92				16.39

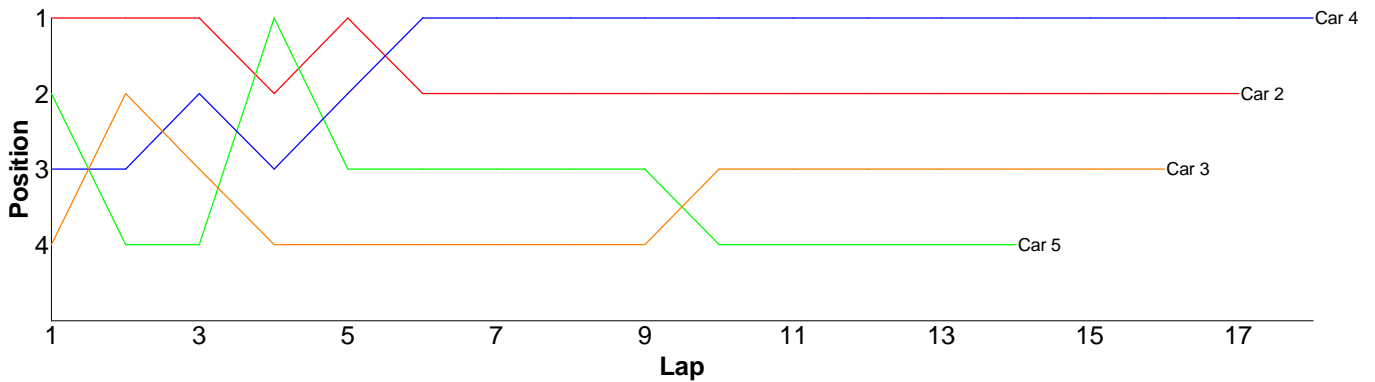
13 21.19 29.75
14 22.26 19.56
15 19.08 22.89
16



Heat 2 - Round 3 (<13.5 / 17.5>)

Pos	Car	Form	Name	Car Make	Result	Ave	Best
1	4	F2	Chris Howard	Schumacher	18 / 317.61	17.64	16.49
2	2		Paul Barnes	Tamiya	17 / 305.75	17.98	16.77
3	3		Keith Aldridge	Photon	16 / 315.31	19.70	17.18
4	5	F2	Andy Lewis	Xray	14 / 297.33	21.23	16.71

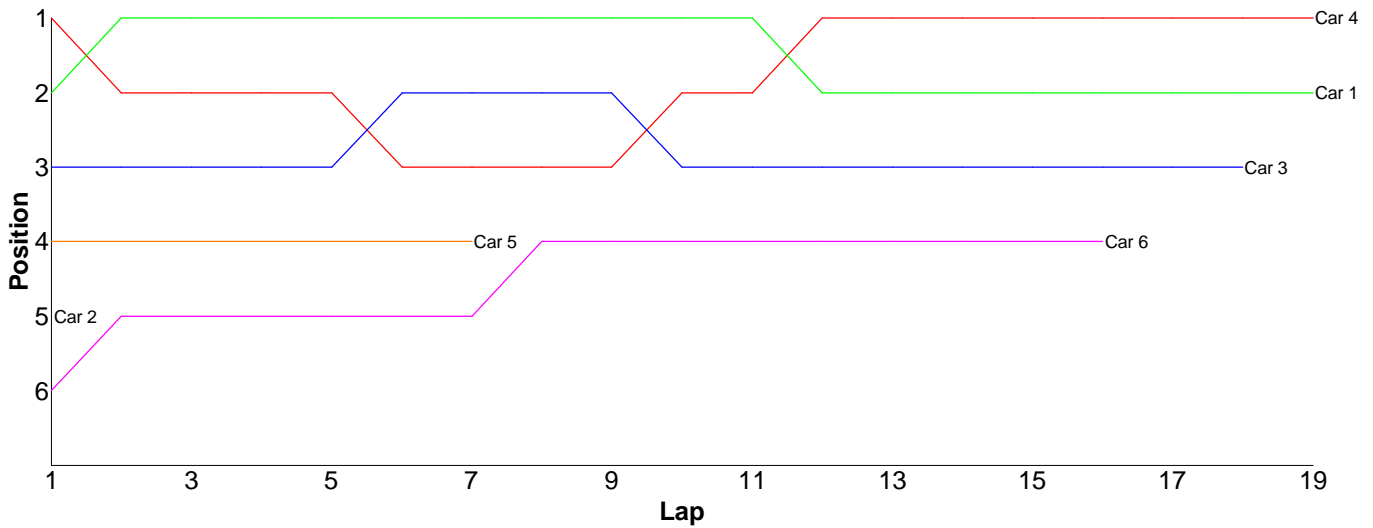
Lap	Car 1	Car 2	Car 3	Car 4	Car 5
1		17.03	17.87	17.81	17.70
2		18.48	17.71	18.43	20.12
3		17.32	19.55	17.64	17.51
4		19.81	19.65	18.78	17.21
5		16.77	21.41	18.68	22.35
6		19.07	25.21	17.07	17.59
7		18.98	17.35	16.91	17.81
8		17.46	17.59	17.09	16.71
9		16.82	26.32	16.63	25.30
10		17.06	18.37	16.49	30.37
11		17.59	18.95	16.71	19.94
12		17.63	19.43	17.72	21.40
13		19.31	18.14	17.81	24.34
14		18.12	22.90	17.57	28.98
15		18.79	17.18	17.11	
16		18.03	17.68	17.18	
17		17.48		20.18	
18				17.80	
19					



Heat 3 - Round 3 (<13.5 / 17.5>)

Pos	Car	Form	Name	Car Make	Result	Ave	Best
1	4		Daniel Booker	Tamiya	19 / 301.93	15.89	15.13
2	1		Jordan Barnes (J)	Xray	19 / 306.64	16.13	15.68
3	3	F2	Ian Cairns	Schumacher	18 / 301.15	16.73	15.78
4	6	F2	Gerald Page	Tamiya	16 / 305.63	19.10	16.07
5	5	F2	Scott Stokes	Xray	7 / 138.47	19.78	17.63
6	2	F2	Kieran Stokes (J)	Xray	1 / 20.83	20.83	20.83

Lap	Car 1	Car 2	Car 3	Car 4	Car 5	Car 6
1	15.84	20.83	16.97	15.77	18.09	24.56
2	15.92		17.02	17.75	17.63	34.43
3	16.01		15.86	15.65	17.87	19.17
4	16.53		16.34	15.69	18.03	32.95
5	15.86		16.17	15.42	19.00	16.10
6	15.83		16.09	21.38	21.76	16.26
7	15.68		16.22	15.25	26.09	16.11
8	16.10		16.62	15.68		16.10
9	15.91		16.51	15.35		16.17
10	16.02		15.97	15.36		16.33
11	16.37		15.78	15.27		16.10
12	17.97		17.13	15.13		16.07
13	16.35		16.02	15.27		16.43
14	16.10		21.63	15.55		16.14
15	16.18		16.68	15.37		16.21
16	15.93		16.58	15.33		16.50
17	16.06		17.00	15.55		
18	15.89		16.56	15.56		
19	16.09			15.60		
20						

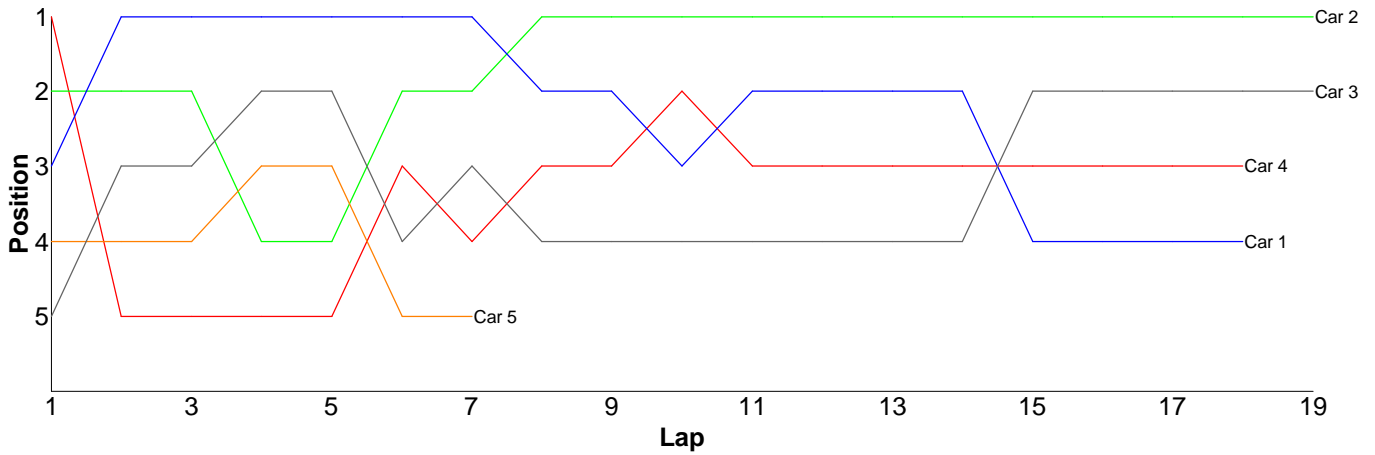


Heat 4 - Round 3 (<13.5 / 17.5>)

Pos	Car	Form	Name	Car Make	Result	Ave	Best
1	2	F2	Jon Wilkins	Schumacher	19 / 301.78	15.88	15.33
2	3	F2	Kevin Bissell	Xray	19 / 315.92	16.62	15.41
3	4	F2	Kyle Fuller (J)	Xray	18 / 306.35	17.01	15.56
4	1	F2	Gary Fuller	Schumacher	18 / 309.56	17.19	15.16
5	5	F2	Neil Talbot	Xray	7 / 116.87	16.69	15.31

Lap Car 1 Car 2 Car 3 Car 4 Car 5

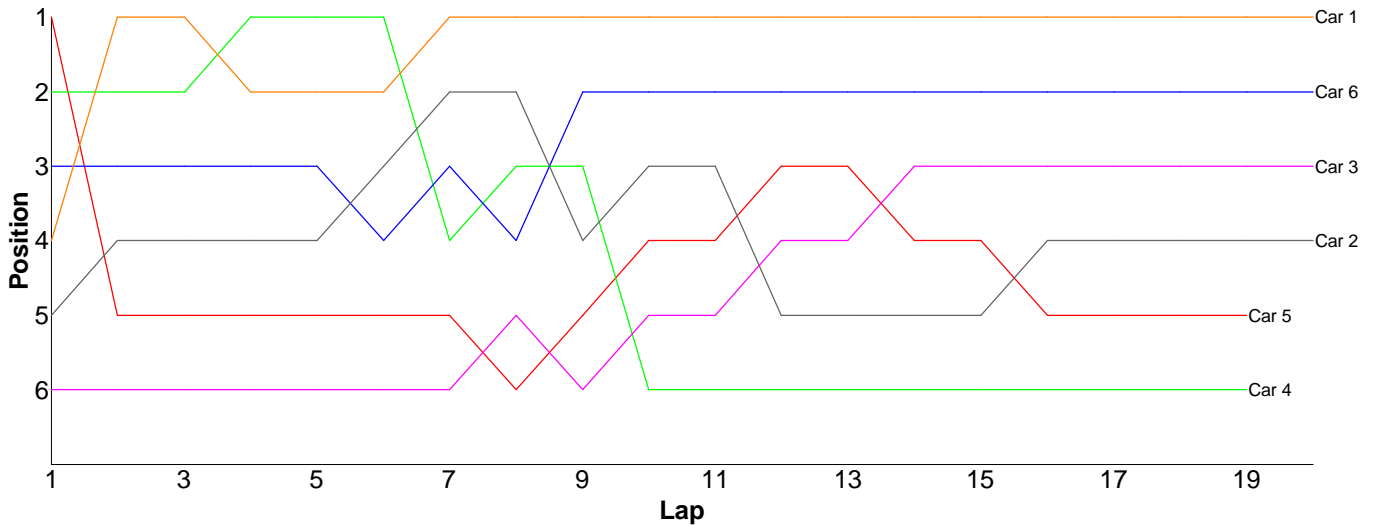
1	15.96	15.72	15.98	15.67	15.96
2	15.20	15.48	15.50	18.29	16.46
3	15.16	15.33	15.41	16.99	15.31
4	15.94	17.64	15.43	15.83	15.56
5	15.25	15.43	16.09	16.83	15.32
6	16.85	15.77	21.06	15.56	22.09
7	16.14	15.96	15.75	16.26	16.17
8	18.37	15.52	18.82	16.35	
9	15.78	15.34	22.00	15.72	
10	21.96	16.21	16.33	16.40	
11	16.00	15.97	16.05	22.24	
12	15.89	15.91	15.78	17.11	
13	15.71	15.39	16.05	16.33	
14	15.57	16.00	15.90	16.33	
15	26.64	15.56	16.02	19.02	
16	21.29	15.87	15.82	17.08	
17	15.92	16.34	16.03	17.51	
18	15.93	16.13	15.86	16.83	
19		16.21	16.04		
20					



Heat 5 - Round 3 (<13.5 / 17.5>)

Pos	Car	Form	Name	Car Make	Result	Ave	Best
1	1	F1	Tim Webb	Hot Bodies	20 / 305.48	15.27	14.99
2	6	F1	Anthony Pedder	Schumacher	20 / 308.70	15.43	15.07
3	3	F1	Joe Jenyavanija	Schumacher	20 / 313.19	15.65	14.96
4	2	F1	Brian Killick	Xray	20 / 314.49	15.72	14.96
5	5	F1	James Davis	Tamiya	19 / 300.92	15.83	14.98
6	4	F2	Dave Skelton	Xray	19 / 307.21	16.16	14.84

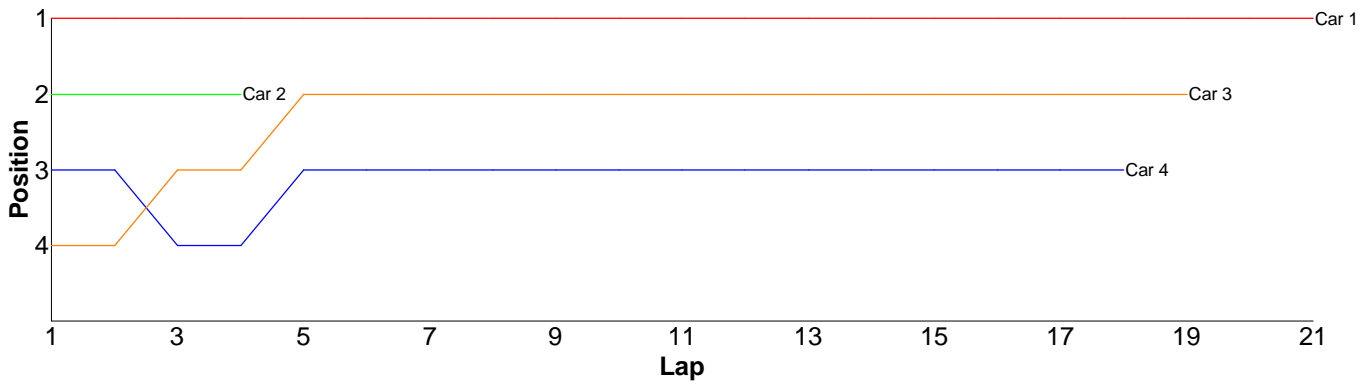
Lap	Car 1	Car 2	Car 3	Car 4	Car 5	Car 6
1	15.58	15.83	21.84	15.35	15.29	15.41
2	15.11	15.44	15.21	15.34	21.03	15.49
3	15.14	15.19	15.19	15.20	15.57	15.07
4	15.16	15.48	15.74	14.84	15.29	15.51
5	15.29	15.10	14.98	15.20	15.14	15.36
6	15.24	15.24	14.96	15.21	15.24	15.69
7	14.99	15.21	15.25	16.79	15.15	15.36
8	15.18	15.29	14.97	15.41	15.45	15.52
9	15.14	19.94	16.34	16.43	15.31	15.26
10	15.33	15.10	15.34	20.21	14.98	15.48
11	15.06	14.96	15.13	15.68	15.35	15.09
12	15.09	18.07	15.50	15.56	15.71	15.62
13	15.19	15.29	15.41	17.02	15.88	15.47
14	15.21	15.44	15.10	15.81	15.83	15.45
15	15.10	15.26	15.52	17.02	15.60	15.41
16	15.90	15.20	15.35	16.89	15.87	15.61
17	15.28	15.49	15.18	15.77	15.90	15.39
18	15.24	16.13	15.52	17.95	15.84	15.65
19	15.72	15.57	15.31	15.53	16.49	15.35
20	15.53	15.26	15.35			15.51
21						



Heat 6 - Round 3 (10.5 ProStk)

Pos	Car	Form	Name	Car Make	Result	Ave	Best
1	1		Alex Gardiner	Schumacher	21 / 304.61	14.50	13.94
2	3		Ed Clark	Tamiya	19 / 305.15	16.06	14.77
3	4		Paul Isaacs	Xray	18 / 296.54	16.47	15.68
4	2		Steve Lissamore	Tamiya	4 / 59.06	14.76	14.44

Lap	Car 1	Car 2	Car 3	Car 4
1	14.14	14.79	19.38	15.68
2	13.94	14.76	15.44	15.77
3	14.43	14.44	14.90	18.96
4	14.48	15.07	15.24	18.96
5	14.41		15.48	15.91
6	14.46		15.47	15.68
7	14.65		14.79	16.27
8	14.70		15.51	16.02
9	14.67		19.33	16.18
10	14.36		14.95	16.54
11	14.63		15.27	16.52
12	14.47		16.28	15.72
13	14.40		14.77	16.95
14	14.46		15.27	16.05
15	14.71		15.66	16.48
16	14.29		15.29	15.91
17	14.57		20.18	16.28
18	14.59		16.68	16.66
19	14.62		15.26	
20	15.13			
21	14.50			
22				

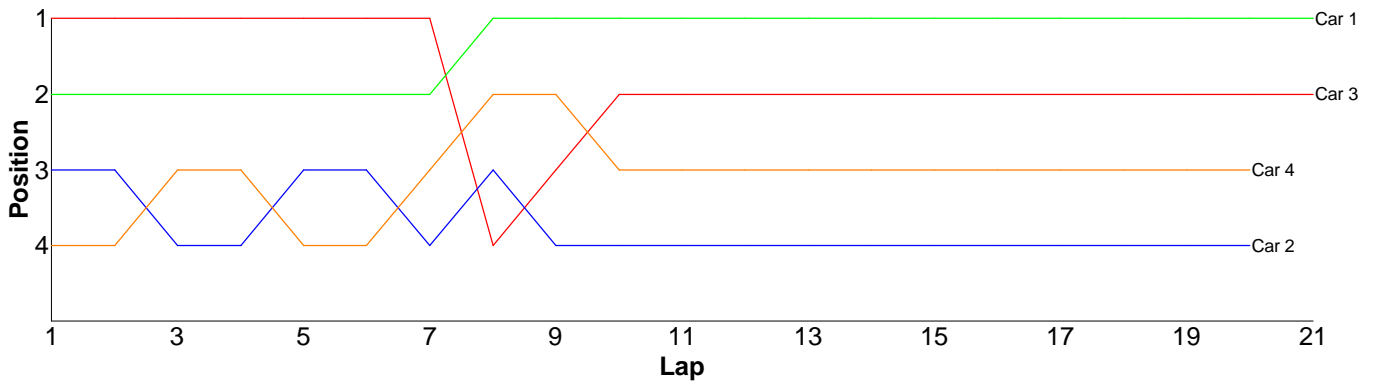


Heat 7 - Round 3 (10.5 ProStk)

Pos	Car	Form	Name	Car Make	Result	Ave	Best
1	1	F1	Aaron Wearn	Schumacher	21 / 307.55	14.64	14.45
2	3	F1	Ori Sohachevsky	Schumacher	21 / 311.92	14.85	14.22
3	4		Nick Adams	Schumacher	20 / 300.14	15.00	14.51
4	2		Richard Thorpe	Losi	20 / 314.04	15.70	14.21

Lap Car 1 Car 2 Car 3 Car 4

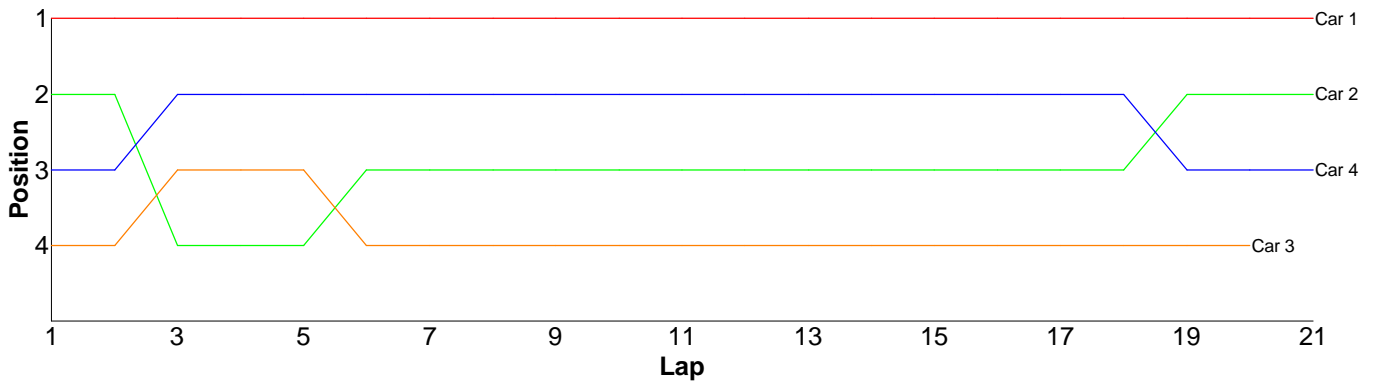
1	14.72	15.04	14.53	15.17
2	14.66	14.83	14.43	14.72
3	14.48	14.82	14.59	14.51
4	14.85	14.68	14.37	14.90
5	14.58	14.62	14.96	15.42
6	14.45	14.66	14.74	14.74
7	14.50	16.32	14.26	14.51
8	14.61	15.10	18.65	14.77
9	14.81	20.38	14.79	16.12
10	14.75	14.72	14.58	15.14
11	14.73	20.49	14.51	14.72
12	14.80	15.19	14.82	14.57
13	14.60	14.53	14.22	14.59
14	14.51	19.74	14.54	14.65
15	14.50	14.21	14.49	14.75
16	14.75	14.39	14.58	15.50
17	14.59	14.77	14.61	15.27
18	14.61	15.12	14.58	15.15
19	14.73	15.26	14.38	15.16
20	14.63	15.17	14.55	15.78
21	14.69		16.74	
22				



Heat 8 - Round 3 (Modified)

Pos	Car	Form	Name	Car Make	Result	Ave	Best
1	1		Glen Westwood	Xray	21 / 300.53	14.31	13.75
2	2		Chris Delves	Tamiya	21 / 311.45	14.83	14.33
3	4		Brian Eldridge	Photon	21 / 313.64	14.93	14.17
4	3		Ben Ingram	Photon	20 / 302.93	15.14	14.72

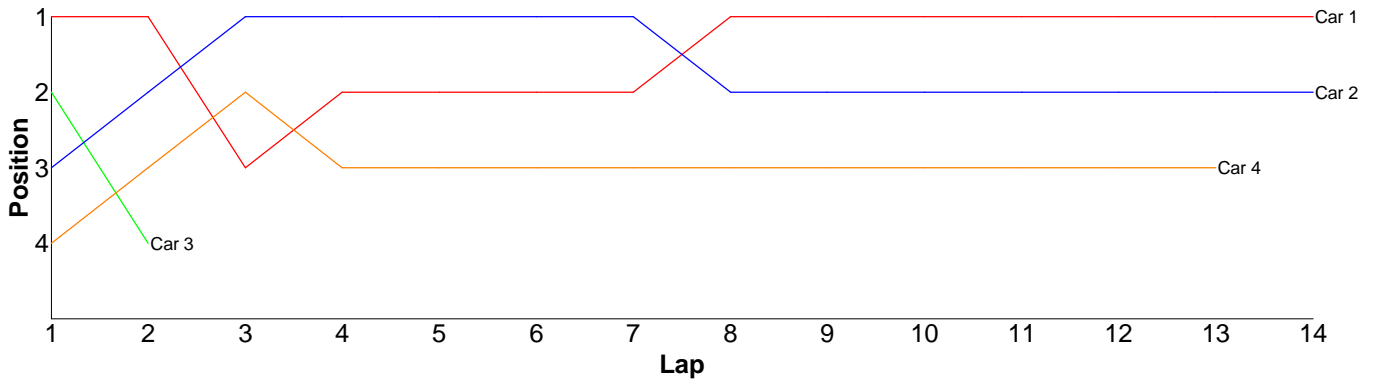
Lap	Car 1	Car 2	Car 3	Car 4
1	14.10	14.33	14.72	14.37
2	13.75	14.62	14.75	14.73
3	14.04	16.67	14.91	14.46
4	13.99	14.98	15.17	14.17
5	13.92	14.60	15.58	14.55
6	13.97	14.69	15.00	14.88
7	14.09	14.75	14.85	15.40
8	13.96	14.58	14.85	14.50
9	14.09	14.39	14.80	14.70
10	14.14	14.64	15.05	14.58
11	14.14	14.50	16.07	15.30
12	14.03	14.69	15.25	15.03
13	13.79	14.65	14.93	14.72
14	13.94	14.72	15.09	14.78
15	13.96	14.45	14.95	14.89
16	14.18	17.79	16.30	16.29
17	14.66	14.61	15.06	15.46
18	14.30	14.39	15.25	15.09
19	18.84	14.56	14.93	14.91
20	14.42	14.48	15.42	15.63
21	14.22	14.36		15.20
22				



Heat 9 - Round 3 (Bikes)

Pos	Car	Form	Name	Car Make	Result	Ave	Best
1	1	F1	Simon Lancaster		14 / 300.41	21.45	19.74
2	2	F1	Steve Leake		14 / 315.06	22.50	21.66
3	4	F1	Andy Carless		13 / 304.80	23.44	22.58
4	3	F1	Graham Clarke		2 / 46.21	23.10	21.61

Lap	Car 1	Car 2	Car 3	Car 4
1	20.99	21.98	21.61	22.97
2	20.43	21.66	24.60	23.04
3	28.67	22.12		23.23
4	21.44	21.99		25.91
5	23.76	22.36		23.05
6	20.68	22.69		23.50
7	21.62	22.59		23.82
8	20.04	22.30		23.29
9	20.34	24.99		23.26
10	22.61	22.16		23.37
11	20.00	23.19		22.75
12	20.06	22.48		24.03
13	19.74	22.44		22.58
14	20.03	22.11		
15				

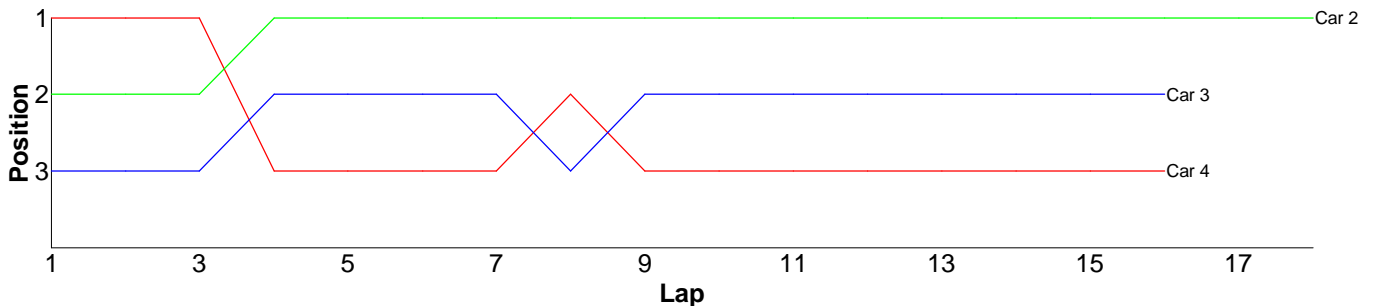


Heat 10 - Round 3 (<GT>)

Pos	Car	Form	Name	Class	Car Make	Result	Ave	Best
1	2	F1	Nigel Moss	GT2	CRC	18 / 309.41	17.18	16.15
2	3		Keith Aldridge	GT2	Associated	16 / 304.54	19.03	17.25
3	4		Mark Somerville	GT2	Associated	16 / 316.62	19.78	17.20
4	1		Dave Skelton	GT1	Associated	0 / 0.00	0.00	0.00

Lap Car 1 Car 2 Car 3 Car 4

1		24.60	25.05	18.41
2		16.53	18.54	17.50
3		16.44	18.44	20.12
4		17.05	18.78	25.35
5		16.81	17.73	17.43
6		16.15	17.47	17.53
7		16.44	17.29	17.40
8		17.17	17.75	17.20
9		16.61	18.50	23.34
10		17.90	17.94	17.74
11		17.64	17.25	18.74
12		16.31	17.96	22.73
13		16.49	18.16	25.49
14		16.54	27.88	18.13
15		16.62	18.11	20.56
16		16.75	17.69	18.95
17		16.75		
18		16.61		
19				



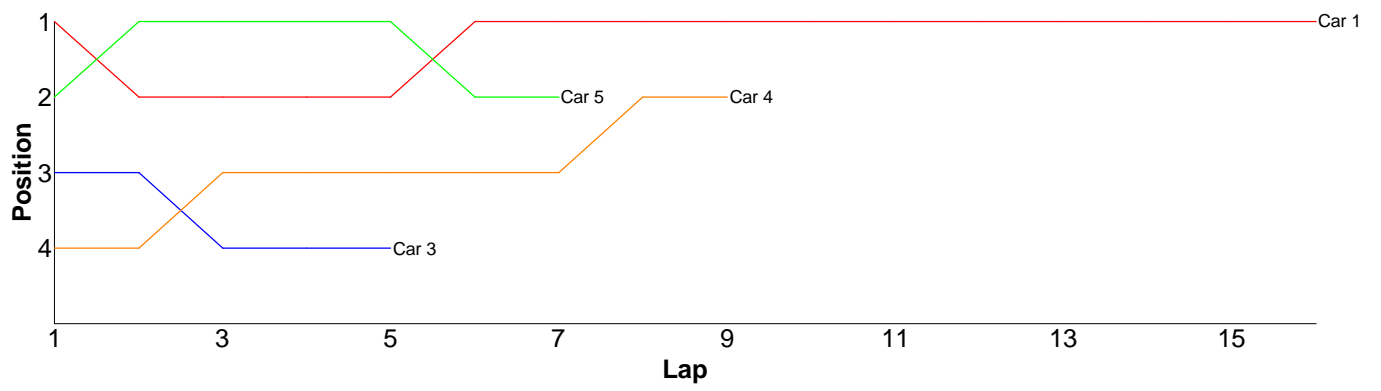
Heat 1 - Round 4 (<13.5 / 17.5>)

Pos	Car	Form	Name	Class	Car Make	Result	Ave	Best
1	1	F2	Bradley Killick (J)	17.5 Sport	Xray	16 / 316.65	19.79	17.80
2	4		Jamie Somerville	17.5 Sport	Tamiya	9 / 309.58	34.39	27.43
3	5		Matt Nicholls	13.5 Stock	Schumacher	7 / 219.12	31.30	16.93
4	3		David Chieng	13.5 Stock	Tamiya	5 / 305.03	61.00	20.04
5	2	F2	Jason Elliot	17.5 Sport	Associated	0 / 0.00	0.00	0.00

Lap Car 1 Car 2 Car 3 Car 4 Car 5

1	19.21		27.51	40.91	20.05
2	19.29		21.82	38.70	17.60
3	18.30		81.19	34.64	18.00
4	24.26		154.47	33.63	18.18
5	17.80		20.04	34.11	16.93
6	19.53			37.68	109.85
7	19.43			27.43	18.51
8	19.12			31.55	
9	19.61			30.93	
10	21.14				
11	19.17				
12	19.56				

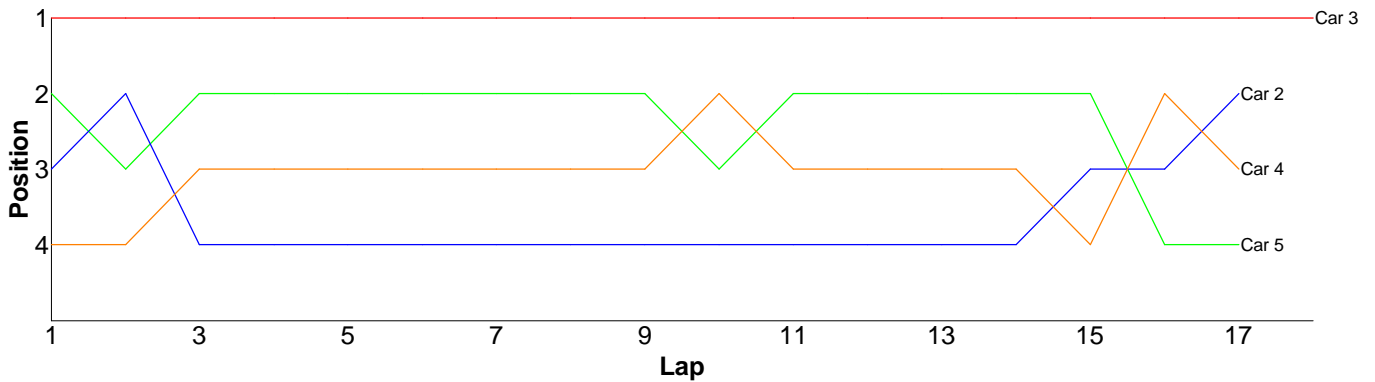
13 20.37
14 20.13
15 20.22
16 19.51
17



Heat 2 - Round 4 (<13.5 / 17.5>)

Pos	Car	Form	Name	Car Make	Result	Ave	Best
1	3		Keith Aldridge	Photon	18 / 309.27	17.18	16.49
2	2		Paul Barnes	Tamiya	17 / 302.04	17.76	16.35
3	4	F2	Chris Howard	Schumacher	17 / 302.16	17.77	16.41
4	5	F2	Andy Lewis	Xray	17 / 303.32	17.84	16.81

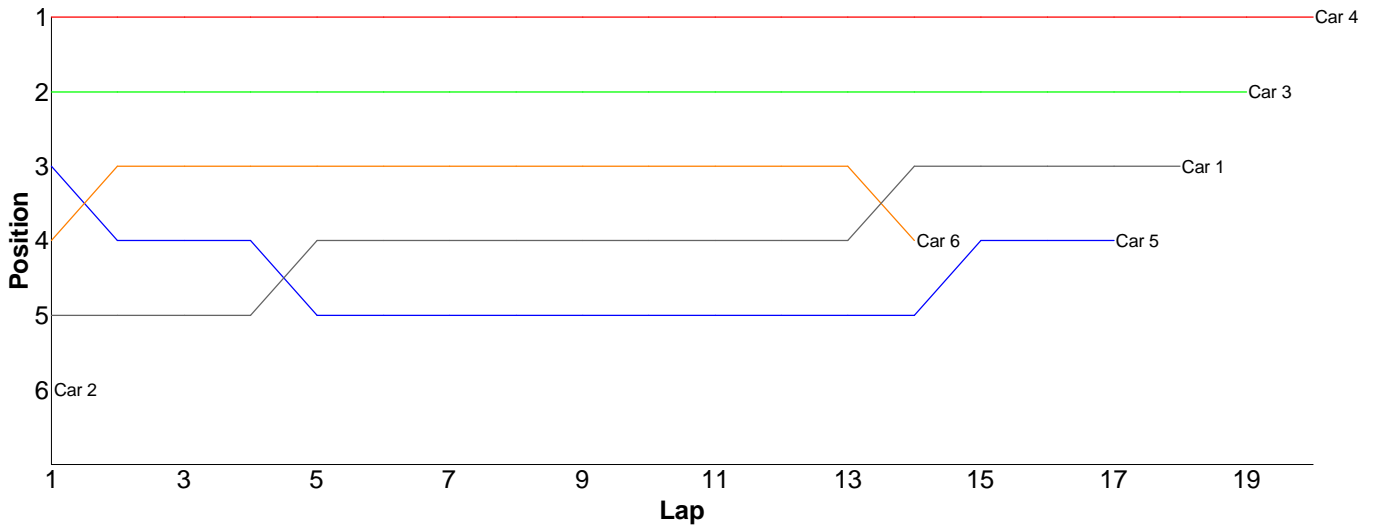
Lap	Car 1	Car 2	Car 3	Car 4	Car 5
1		19.23	17.86	19.35	18.37
2		16.75	17.02	19.72	17.97
3		28.58	17.05	18.37	19.28
4		18.21	17.97	16.65	17.51
5		16.47	16.95	17.36	16.93
6		17.15	16.49	16.96	17.29
7		16.77	17.21	16.86	16.81
8		16.82	17.75	16.99	17.14
9		16.58	17.38	16.41	17.29
10		16.35	17.24	16.48	16.92
11		16.97	16.99	22.16	18.08
12		17.19	16.67	17.01	17.97
13		17.21	17.16	17.89	17.86
14		16.58	17.28	17.68	18.14
15		17.07	17.23	18.44	19.69
16		17.54	17.20	16.87	18.36
17		16.57	16.85	16.96	17.71
18			16.97		
19					



Heat 3 - Round 4 (<13.5 / 17.5>)

Pos	Car	Form	Name	Car Make	Result	Ave	Best
1	4		Daniel Booker	Tamiya	20 / 305.75	15.28	15.03
2	3	F2	Ian Cairns	Schumacher	19 / 307.58	16.18	15.61
3	1		Jordan Barnes (J)	Xray	18 / 307.10	17.06	15.55
4	5	F2	Scott Stokes	Xray	17 / 304.15	17.89	15.90
5	6	F2	Gerald Page	Tamiya	14 / 237.58	16.97	15.92
6	2	F2	Kieran Stokes (J)	Xray	1 / 265.88	265.88	265.88

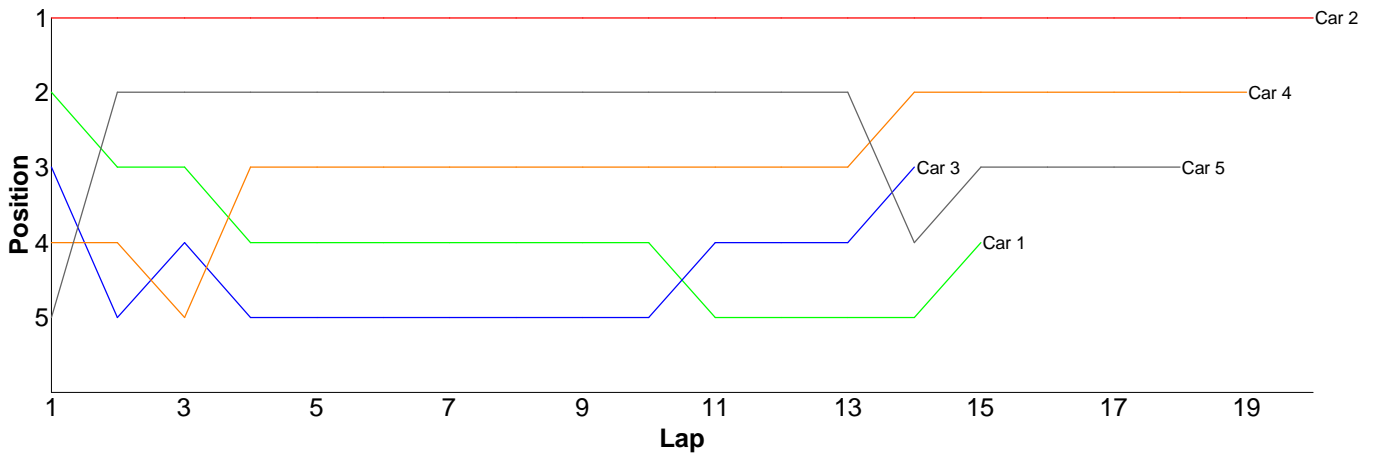
Lap	Car 1	Car 2	Car 3	Car 4	Car 5	Car 6
1	18.32	265.88	15.97	15.06	16.61	16.65
2	16.86		16.03	15.18	17.46	16.43
3	16.14		15.61	15.49	15.90	16.38
4	17.21		16.56	15.05	16.81	16.28
5	15.93		15.82	15.96	18.86	16.11
6	16.01		16.30	15.03	16.11	16.01
7	15.55		16.69	15.25	23.63	15.94
8	16.78		16.17	15.25	16.42	15.92
9	23.41		16.23	15.42	21.00	16.21
10	15.87		16.14	15.14	17.49	16.00
11	16.46		16.09	15.18	17.12	15.95
12	16.01		16.23	15.16	16.31	21.88
13	15.83		15.83	15.12	16.48	17.20
14	16.80		16.09	15.49	16.92	20.62
15	16.56		16.06	15.32	17.08	
16	16.77		16.89	15.43	23.62	
17	20.45		16.57	15.47	16.33	
18	16.14		16.32	15.27		
19			15.98	15.22		
20				15.26		
21						



Heat 4 - Round 4 (<13.5 / 17.5>)

Pos	Car	Form	Name	Car Make	Result	Ave	Best
1	2	F2	Jon Wilkins	Schumacher	20 / 314.31	15.71	15.08
2	4	F2	Kyle Fuller (J)	Xray	19 / 304.90	16.04	15.38
3	5	F2	Neil Talbot	Xray	18 / 311.01	17.27	15.14
4	1	F2	Gary Fuller	Schumacher	15 / 311.49	20.76	15.49
5	3	F2	Kevin Bissell	Xray	14 / 237.24	16.94	15.52

Lap	Car 1	Car 2	Car 3	Car 4	Car 5
1	15.49	15.18	15.52	15.59	15.85
2	15.54	15.08	16.25	15.50	15.14
3	15.99	15.38	16.00	17.26	15.40
4	16.88	15.28	16.24	15.42	16.04
5	16.03	15.22	16.27	15.64	16.15
6	16.43	15.80	17.70	15.68	15.66
7	15.85	15.43	16.17	15.98	15.39
8	15.86	15.48	15.76	15.65	15.53
9	15.75	15.26	16.26	15.74	15.49
10	15.90	15.38	16.15	15.38	15.23
11	85.93	15.95	16.11	15.73	15.35
12	17.30	16.60	16.45	16.23	15.82
13	15.94	16.28	16.33	17.67	16.26
14	15.99	15.60	26.03	16.98	34.26
15	16.61	16.08		16.44	24.32
16		15.96		16.22	15.92
17		16.00		15.83	16.65
18		15.95		15.79	16.55
19		16.06		16.17	
20		16.34			
21					

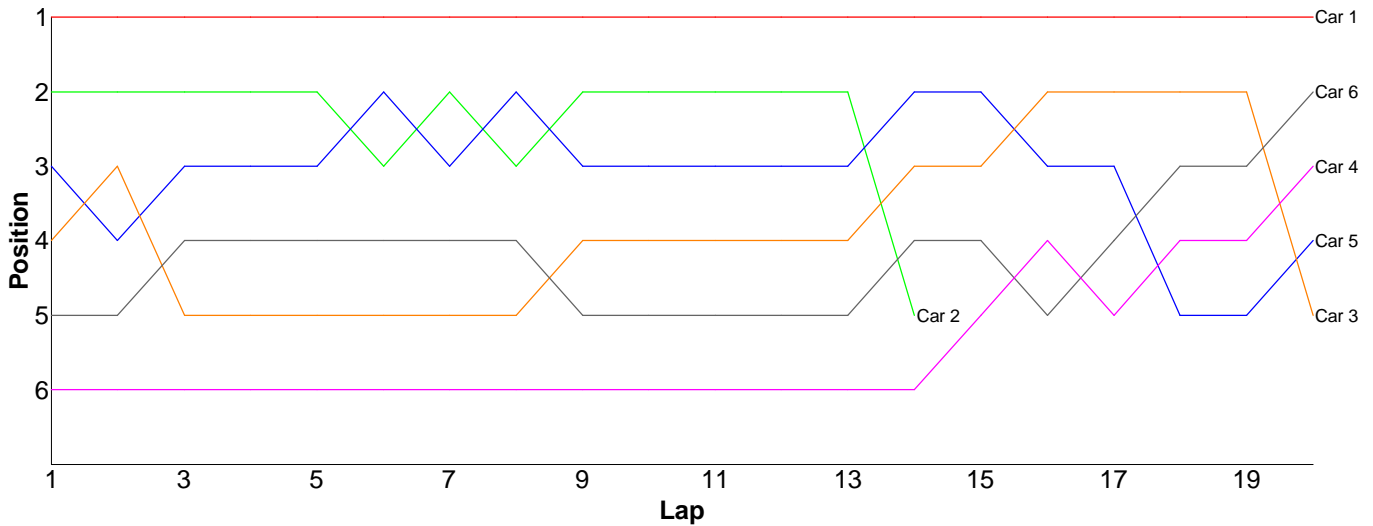


Heat 5 - Round 4 (<13.5 / 17.5>)

Pos	Car	Form	Name	Car Make	Result	Ave	Best
1	1	F1	Tim Webb	Hot Bodies	20 / 304.62	15.23	14.68
2	6	F1	Anthony Pedder	Schumacher	20 / 310.10	15.50	15.06
3	4	F2	Dave Skelton	Xray	20 / 310.64	15.53	15.01
4	5	F1	James Davis	Tamiya	20 / 315.24	15.76	14.85
5	3	F1	Joe Jenyavanija	Schumacher	20 / 315.87	15.79	15.17
6	2	F1	Brian Killick	Xray	14 / 217.44	15.53	14.81

Lap	Car 1	Car 2	Car 3	Car 4	Car 5	Car 6
-----	-------	-------	-------	-------	-------	-------

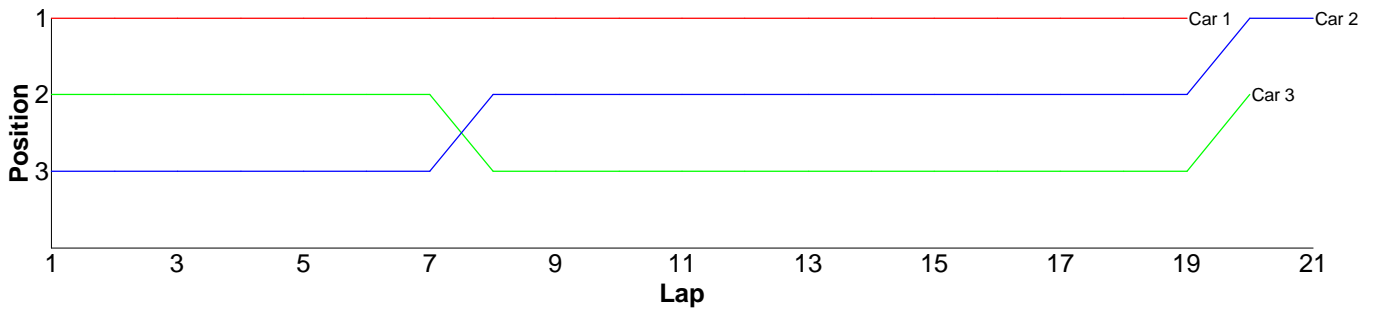
1	14.68	15.20	15.25	15.95	15.24	15.31
2	15.10	15.21	15.17	16.08	15.24	15.44
3	14.85	14.81	15.72	16.15	14.97	15.12
4	15.36	15.30	15.29	15.50	15.13	15.06
5	14.81	15.09	15.36	15.72	15.24	15.07
6	15.27	15.28	15.37	15.01	14.85	15.28
7	14.98	15.04	15.31	15.32	15.53	15.26
8	15.04	15.59	15.26	15.44	15.16	15.26
9	15.20	15.23	15.54	15.88	15.44	18.27
10	15.30	15.22	15.20	15.27	15.48	15.47
11	15.04	15.31	15.26	15.08	15.55	15.33
12	15.61	15.17	15.56	15.28	15.55	15.50
13	15.15	15.33	15.32	15.19	15.71	15.23
14	15.32	19.66	15.76	15.74	15.65	15.62
15	15.82		15.90	15.48	16.15	15.57
16	15.40		15.81	15.55	16.68	15.90
17	15.51		15.85	15.45	15.98	15.39
18	15.59		15.54	15.59	19.28	15.19
19	15.34		15.53	15.32	16.14	15.42
20	15.25		21.87	15.64	16.27	15.41
21						



Heat 6 - Round 4 (10.5 ProStk)

Pos	Car	Form	Name	Car Make	Result	Ave	Best
1	2		Steve Lissamore	Tamiya	21 / 309.16	14.72	14.26
2	3		Ed Clark	Tamiya	20 / 309.84	15.49	14.36
3	1		Alex Gardiner	Schumacher	19 / 278.53	14.65	14.43
4	4		Paul Isaacs	Xray	0 / 0.00	0.00	0.00

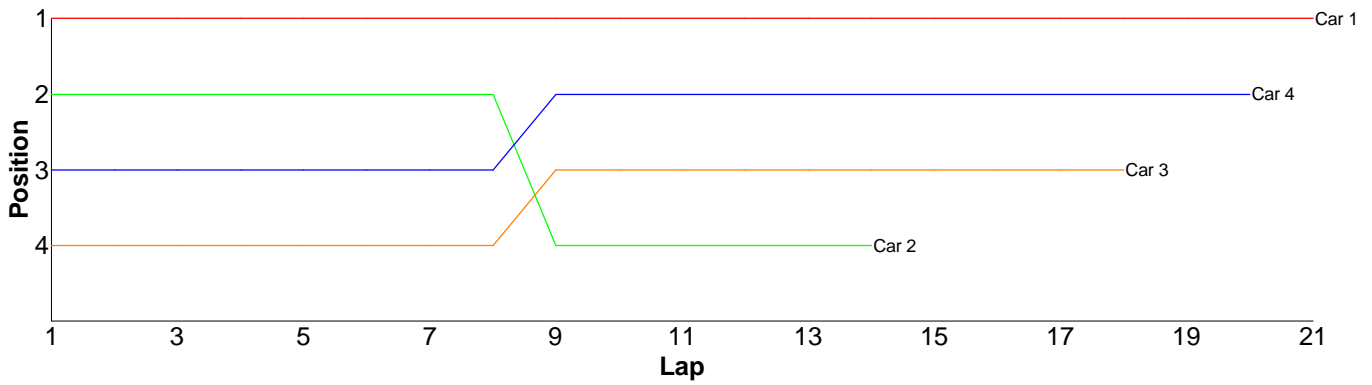
Lap	Car 1	Car 2	Car 3	Car 4
1	14.46	14.71	14.53	
2	14.48	14.48	14.55	
3	14.69	15.24	14.67	
4	14.59	14.75	15.25	
5	14.75	14.98	14.92	
6	14.78	14.61	14.79	
7	14.59	14.40	14.36	
8	14.75	14.29	14.61	
9	14.60	14.77	15.03	
10	14.43	14.26	14.61	
11	14.44	15.94	18.12	
12	14.57	14.75	15.53	
13	14.51	14.39	15.15	
14	14.60	14.45	15.05	
15	14.58	14.69	19.21	
16	14.61	14.33	17.00	
17	14.74	15.05	16.98	
18	14.70	14.97	15.04	
19	15.66	14.78	15.01	
20		14.62	15.43	
21		14.70		
22				



Heat 7 - Round 4 (10.5 ProStk)

Pos	Car	Form	Name	Car Make	Result	Ave	Best
1	1	F1	Aaron Wearn	Schumacher	21 / 313.75	14.94	14.39
2	4		Nick Adams	Schumacher	20 / 305.51	15.27	14.39
3	3	F1	Ori Sohachevsky	Schumacher	18 / 312.11	17.33	14.09
4	2		Richard Thorpe	Losi	14 / 303.36	21.66	14.66

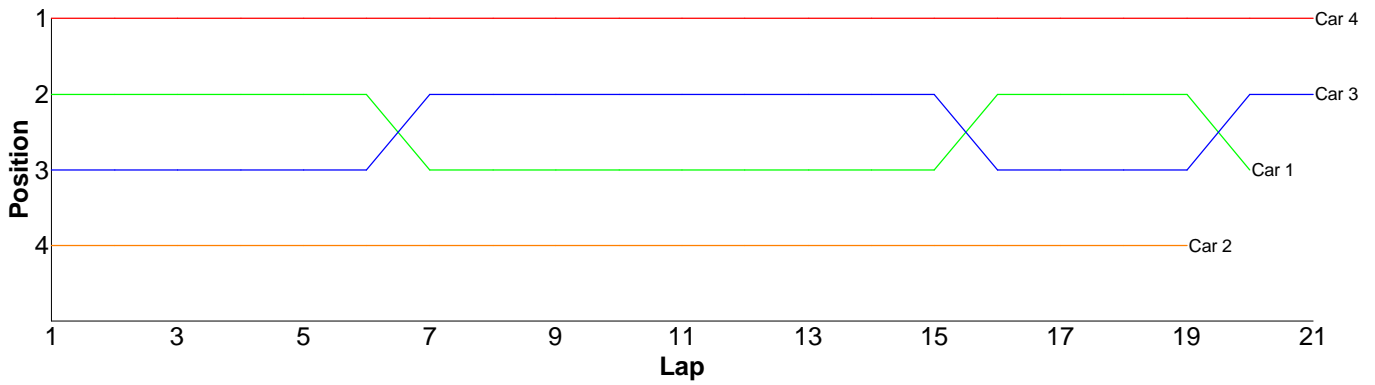
Lap	Car 1	Car 2	Car 3	Car 4
1	14.65	15.24	53.90	17.71
2	14.69	15.10	15.41	14.39
3	14.39	14.87	20.96	14.78
4	14.73	14.66	14.56	14.79
5	14.67	14.85	16.58	15.48
6	14.80	15.10	14.37	14.70
7	15.45	15.05	17.06	15.29
8	16.13	14.75	14.36	14.80
9	14.85	108.68	14.33	15.26
10	15.14	14.83	14.09	15.82
11	14.68	15.35	14.54	15.35
12	14.87	15.32	14.54	14.71
13	14.93	14.83	14.75	14.71
14	14.80	14.73	14.35	15.24
15	15.62		15.18	14.83
16	15.18		14.48	15.11
17	15.01		14.31	15.03
18	14.73		14.34	15.16
19	15.03			16.45
20	14.58			15.90
21	14.82			
22				



Heat 8 - Round 4 (Modified)

Pos	Car	Form	Name	Car Make	Result	Ave	Best
1	4		Brian Eldridge	Photon	21 / 304.12	14.48	14.00
2	3		Ben Ingram	Photon	21 / 312.19	14.86	14.59
3	1		Glen Westwood	Xray	20 / 298.92	14.94	14.14
4	2		Chris Delves	Tamiya	19 / 302.30	15.91	13.80

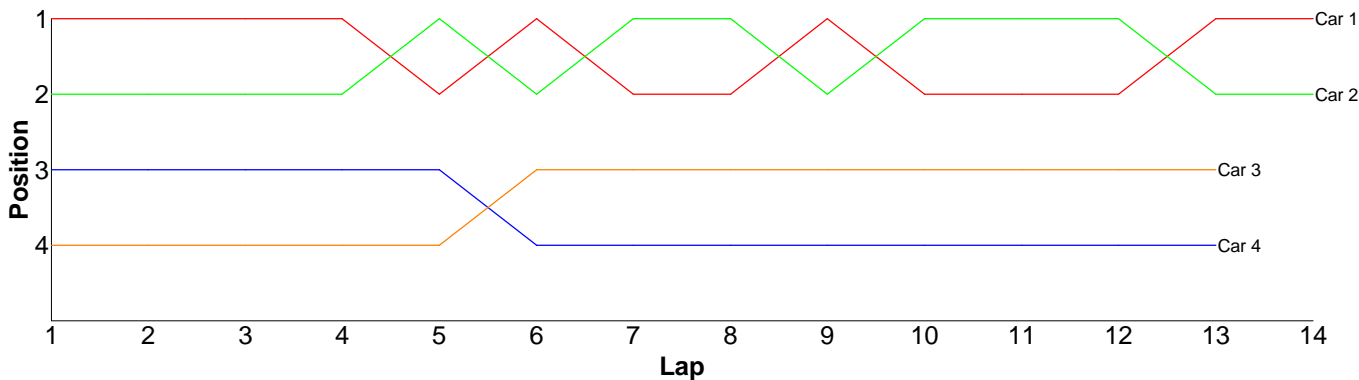
Lap	Car 1	Car 2	Car 3	Car 4
1	14.31	21.29	15.20	14.00
2	14.64	15.23	15.44	14.64
3	14.31	14.75	14.74	14.18
4	14.70	14.15	14.76	14.20
5	14.15	15.76	14.80	14.24
6	15.03	14.40	14.59	15.04
7	21.57	17.51	14.76	14.49
8	14.64	32.33	14.88	14.57
9	14.27	14.88	14.84	14.33
10	14.42	14.25	14.74	14.44
11	14.27	14.22	15.33	14.59
12	14.14	14.07	14.71	14.35
13	14.14	14.10	14.80	14.47
14	14.27	14.04	14.84	14.75
15	14.34	14.04	14.71	15.39
16	14.32	13.80	14.80	14.53
17	14.30	15.34	15.05	14.38
18	14.36	13.94	14.85	14.49
19	14.38	14.20	14.90	14.35
20	18.36		14.80	14.38
21			14.65	14.31
22				



Heat 9 - Round 4 (Bikes)

Pos	Car	Form	Name	Car Make	Result	Ave	Best
1	1	F1	Simon Lancaster		14 / 310.31	22.16	19.95
2	2	F1	Steve Leake		14 / 311.41	22.24	21.55
3	3	F1	Graham Clarke		13 / 301.78	23.21	20.97
4	4	F1	Andy Carless		13 / 304.37	23.41	22.21

Lap	Car 1	Car 2	Car 3	Car 4
1	20.38	22.44	33.79	29.43
2	20.58	21.94	21.45	22.43
3	20.30	22.98	23.16	22.79
4	27.52	21.55	21.61	22.71
5	23.92	22.24	21.98	22.41
6	20.15	23.27	21.35	27.49
7	26.14	22.38	21.75	22.21
8	20.08	21.72	21.12	22.46
9	19.97	21.93	20.97	22.73
10	27.46	22.13	22.00	22.32
11	20.85	22.47	21.03	22.40
12	20.40	21.67	29.11	22.67
13	19.95	22.70	22.46	22.32
14	22.61	21.99		
15				

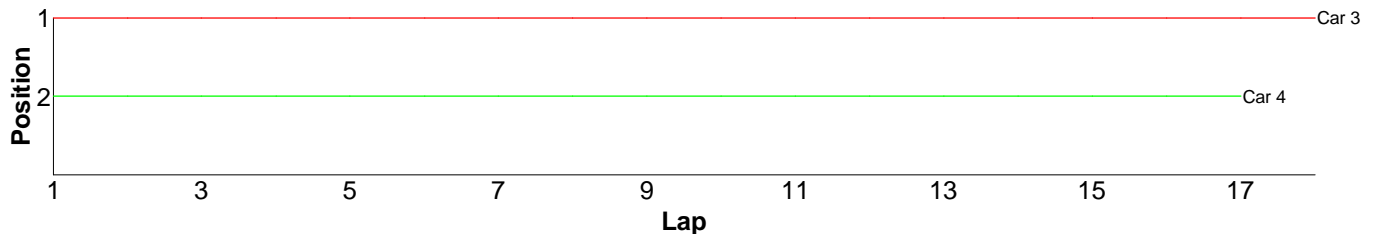


Heat 10 - Round 4 (<GT>)

Pos	Car	Form	Name	Class	Car Make	Result	Ave	Best
1	3		Keith Aldridge	GT2	Associated	18 / 315.12	17.50	16.85
2	4		Mark Somerville	GT2	Associated	17 / 323.42	19.02	17.00
=3	1		Dave Skelton	GT1	Associated	0 / 0.00	0.00	0.00
=3	2	F1	Nigel Moss	GT2	CRC	0 / 0.00	0.00	0.00

Lap Car 1 Car 2 Car 3 Car 4

1			18.83	21.99
2			17.51	17.78
3			17.13	17.29
4			17.86	17.96
5			17.45	17.33
6			18.53	19.94
7			17.57	17.56
8			17.26	17.22
9			16.98	17.23
10			16.90	17.00
11			16.85	20.36
12			17.70	19.44
13			17.34	18.05
14			17.91	19.31
15			17.39	20.19
16			17.43	18.07
17			16.90	26.70
18			17.58	
19				



Heat 1 - Round 5 (<13.5 / 17.5>)

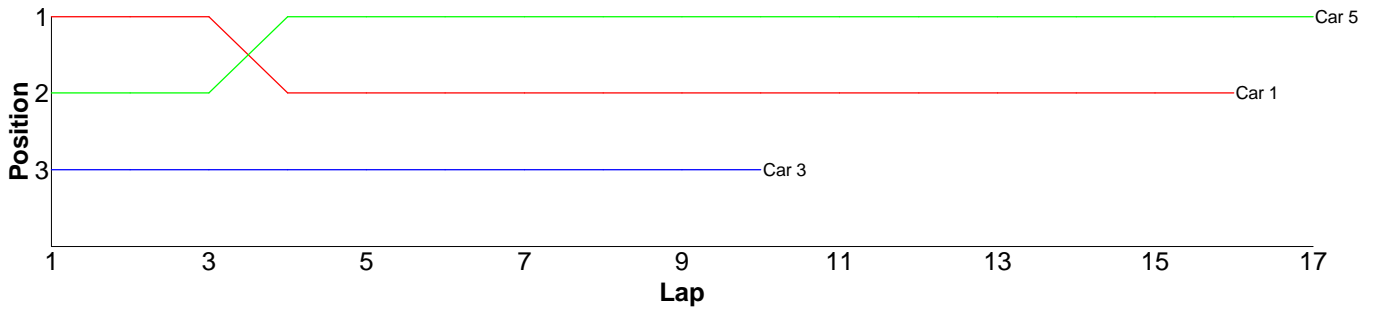
Pos	Car	Form	Name	Class	Car Make	Result	Ave	Best
1	5		Matt Nicholls	13.5 Stock	Schumacher	17 / 304.75	17.92	16.57
2	1	F2	Bradley Killick (J)	17.5 Sport	Xray	16 / 308.86	19.30	18.90
3	3		David Chieng	13.5 Stock	Tamiya	10 / 318.45	31.84	18.03
=4	2	F2	Jason Elliot	17.5 Sport	Associated	0 / 0.00	0.00	0.00
=4	4		Jamie Somerville	17.5 Sport	Tamiya	0 / 0.00	0.00	0.00

Lap Car 1 Car 2 Car 3 Car 4 Car 5

1	19.46		122.25		24.59
2	19.28		23.72		17.32
3	18.95		18.03		17.64
4	18.95		19.36		17.03
5	19.18		18.68		17.78
6	19.12		27.96		17.88
7	19.35		19.26		17.27
8	19.15		26.51		16.57
9	19.34		19.26		17.05
10	19.32		23.42		18.73
11	19.40				17.80
12	19.20				17.66
13	19.57				17.76
14	18.90				17.78
15	19.68				17.31

16 20.01
17
18

17.29
17.29

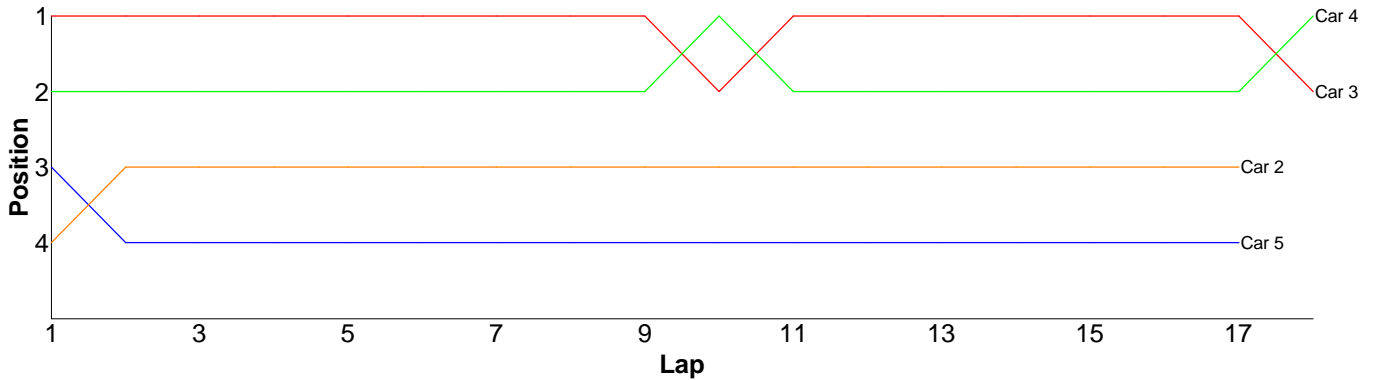


Heat 2 - Round 5 (<13.5 / 17.5>)

Pos	Car	Form	Name	Car Make	Result	Ave	Best
1	4	F2	Chris Howard	Schumacher	18 / 312.23	17.34	16.60
2	3		Keith Aldridge	Photon	18 / 315.22	17.51	16.39
3	2		Paul Barnes	Tamiya	17 / 300.85	17.69	16.57
4	5	F2	Andy Lewis	Xray	17 / 307.21	18.07	16.71

Lap	Car 1	Car 2	Car 3	Car 4	Car 5
-----	-------	-------	-------	-------	-------

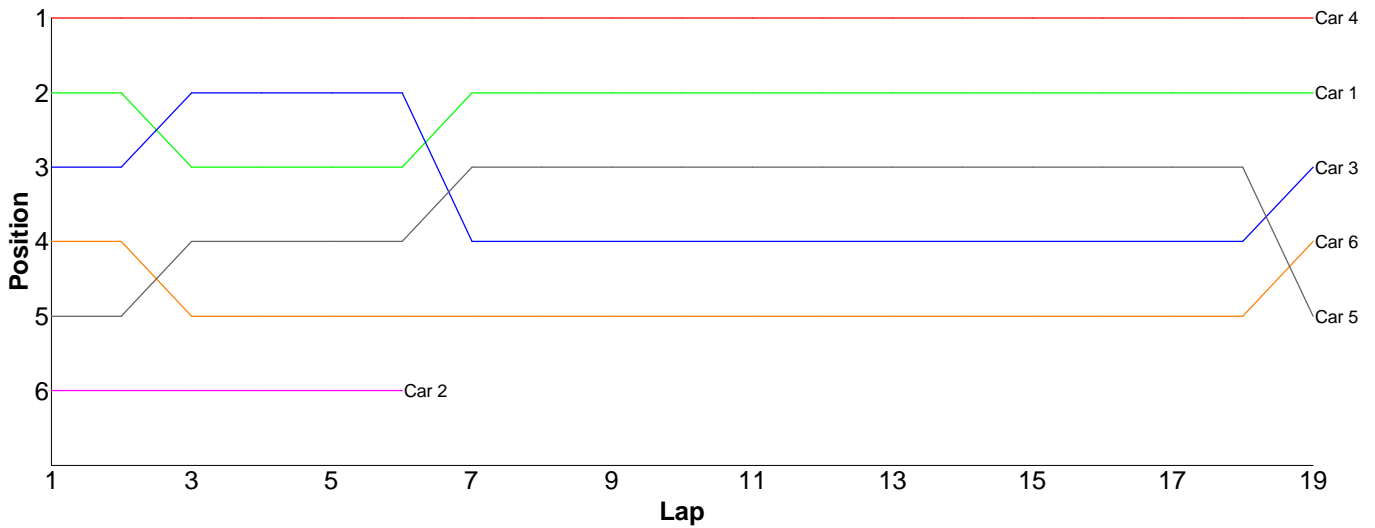
1		26.76	16.78	17.94	18.05
2		17.21	16.94	17.30	28.38
3		17.88	17.05	16.81	19.47
4		16.73	18.62	17.77	17.06
5		17.30	16.92	17.57	17.83
6		16.62	17.34	17.44	17.26
7		17.62	18.10	19.84	16.98
8		16.82	17.58	16.92	16.71
9		17.11	16.76	16.70	16.92
10		17.09	19.68	17.46	17.96
11		16.78	16.39	17.23	17.20
12		17.22	16.75	16.73	16.91
13		18.08	16.69	17.20	17.03
14		16.83	17.26	17.02	17.11
15		16.64	16.64	16.60	17.97
16		17.59	16.67	17.71	16.77
17		16.57	17.99	17.22	17.60
18			21.06	16.77	
19					



Heat 3 - Round 5 (<13.5 / 17.5>)

Pos	Car	Form	Name	Car Make	Result	Ave	Best
1	4		Daniel Booker	Tamiya	19 / 302.95	15.94	15.20
2	1		Jordan Barnes (J)	Xray	19 / 307.07	16.16	15.62
3	3	F2	Ian Cairns	Schumacher	19 / 311.45	16.39	15.62
4	6	F2	Gerald Page	Tamiya	19 / 312.44	16.44	15.84
5	5	F2	Scott Stokes	Xray	19 / 313.21	16.48	15.84
6	2	F2	Kieran Stokes (J)	Xray	6 / 283.45	47.24	19.15

Lap	Car 1	Car 2	Car 3	Car 4	Car 5	Car 6
1	15.69	19.15	16.01	15.57	16.58	16.46
2	15.66	35.04	15.95	15.31	17.25	15.93
3	16.78	23.72	16.00	15.20	16.20	19.70
4	16.37	80.52	16.11	15.31	15.84	16.65
5	16.12	39.68	16.22	15.50	15.87	16.34
6	15.62	85.34	15.62	15.20	16.14	16.30
7	15.74		19.30	15.72	16.08	15.84
8	15.93		16.48	15.62	16.27	15.88
9	16.08		16.09	15.44	15.91	15.99
10	17.37		16.11	15.26	16.04	16.08
11	16.04		16.27	15.22	16.07	16.63
12	16.10		16.26	21.80	17.97	17.26
13	16.33		16.64	15.25	16.40	16.31
14	16.05		16.99	15.39	16.22	16.21
15	16.42		16.27	15.44	16.51	15.97
16	15.89		15.75	19.19	16.25	15.94
17	16.21		16.54	15.31	16.61	16.13
18	15.89		16.54	15.59	16.10	16.15
19	16.78		16.30	15.63	18.90	16.67
20						

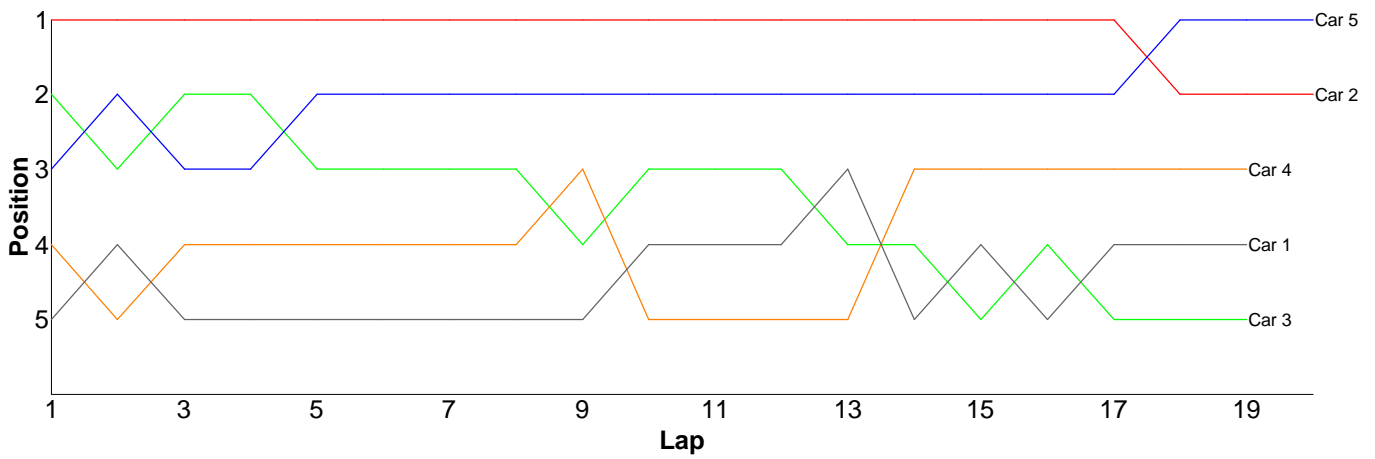


Heat 4 - Round 5 (<13.5 / 17.5>)

Pos	Car	Form	Name	Car Make	Result	Ave	Best
1	5	F2	Neil Talbot	Xray	20 / 312.86	15.64	15.14
2	2	F2	Jon Wilkins	Schumacher	20 / 313.50	15.67	15.13
3	4	F2	Kyle Fuller (J)	Xray	19 / 304.87	16.04	15.64
4	1	F2	Gary Fuller	Schumacher	19 / 304.98	16.05	15.52
5	3	F2	Kevin Bissell	Xray	19 / 305.36	16.07	15.45

Lap Car 1 Car 2 Car 3 Car 4 Car 5

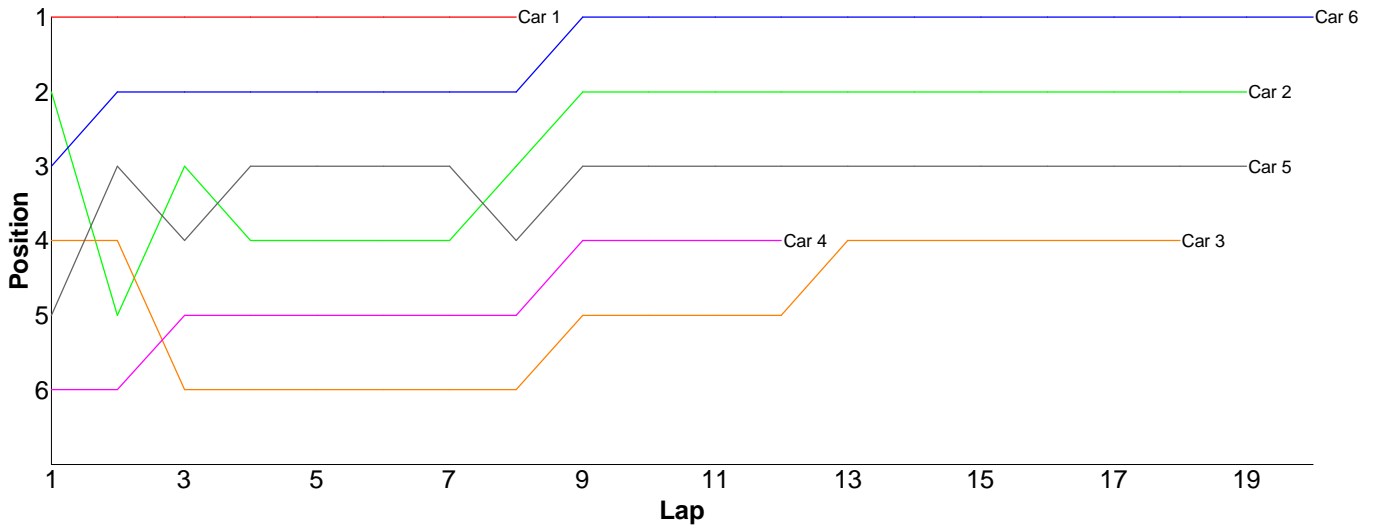
1	15.91	15.13	15.59	15.76	15.75
2	15.71	15.66	15.72	15.86	15.50
3	15.73	15.28	15.45	15.64	15.77
4	16.24	15.32	15.64	15.77	15.60
5	16.42	15.37	15.69	15.67	15.14
6	15.88	15.48	15.73	15.92	15.87
7	15.77	15.39	15.96	16.06	15.55
8	15.93	15.29	16.11	15.82	15.42
9	15.85	15.39	16.70	15.84	15.82
10	16.04	15.46	16.59	17.67	15.68
11	15.88	15.32	16.05	16.09	15.62
12	16.42	15.89	15.95	16.61	15.40
13	17.19	16.18	18.12	16.66	15.36
14	16.43	15.93	16.05	15.84	15.82
15	15.85	16.23	15.92	15.80	15.51
16	16.11	15.88	15.93	16.02	15.95
17	16.00	16.31	16.25	15.99	15.78
18	16.10	16.01	16.05	15.93	15.60
19	15.52	16.02	15.86	15.92	15.61
20		15.96			16.11
21					



Heat 5 - Round 5 (<13.5 / 17.5>)

Pos	Car	Form	Name	Car Make	Result	Ave	Best
1	6	F1	Anthony Pedder	Schumacher	20 / 309.61	15.48	15.19
2	2	F1	Brian Killick	Xray	19 / 300.54	15.81	15.17
3	5	F1	James Davis	Tamiya	19 / 308.39	16.23	15.50
4	3	F1	Joe Jenyavanija	Schumacher	18 / 318.35	17.68	15.05
5	4	F2	Dave Skelton	Xray	12 / 207.93	17.32	15.57
6	1	F1	Tim Webb	Hot Bodies	8 / 121.50	15.18	15.02

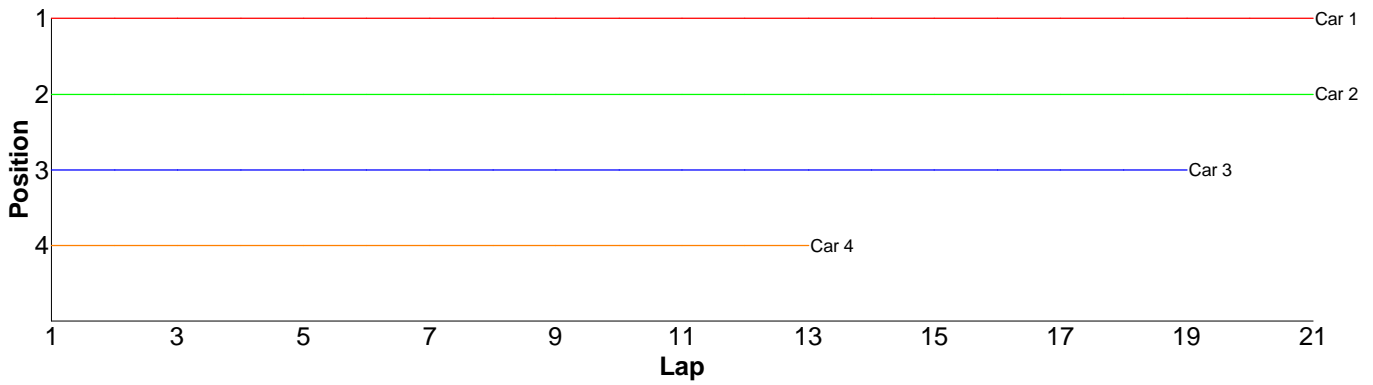
Lap	Car 1	Car 2	Car 3	Car 4	Car 5	Car 6
1	15.06	15.23	15.99	18.72	16.02	15.57
2	15.35	17.86	16.61	17.19	16.29	15.75
3	15.18	15.24	21.01	16.16	16.07	15.65
4	15.07	17.56	41.60	16.18	15.63	15.24
5	15.37	16.34	15.44	17.50	15.63	15.48
6	15.19	15.42	15.05	16.07	15.50	15.57
7	15.26	15.52	15.85	15.57	16.59	15.46
8	15.02	15.33	15.17	19.71	20.83	15.29
9		15.17	15.61	16.46	16.17	15.66
10		15.28	15.36	16.90	16.11	15.39
11		15.76	15.56	16.08	15.74	15.50
12		15.39	15.46	21.39	15.95	15.40
13		15.69	15.09		15.88	15.52
14		15.24	15.31		15.85	15.36
15		16.55	15.70		15.76	15.19
16		15.27	15.31		15.64	15.47
17		15.33	15.76		15.90	15.52
18		15.65	22.47		15.55	15.52
19		16.71			17.28	15.60
20						15.47
21						



Heat 6 - Round 5 (10.5 ProStk)

Pos	Car	Form	Name	Car Make	Result	Ave	Best
1	1		Alex Gardiner	Schumacher	21 / 302.29	14.39	14.16
2	2		Steve Lissamore	Tamiya	21 / 309.63	14.74	14.27
3	3		Ed Clark	Tamiya	19 / 307.04	16.16	14.73
4	4		Paul Isaacs	Xray	13 / 234.20	18.01	16.29

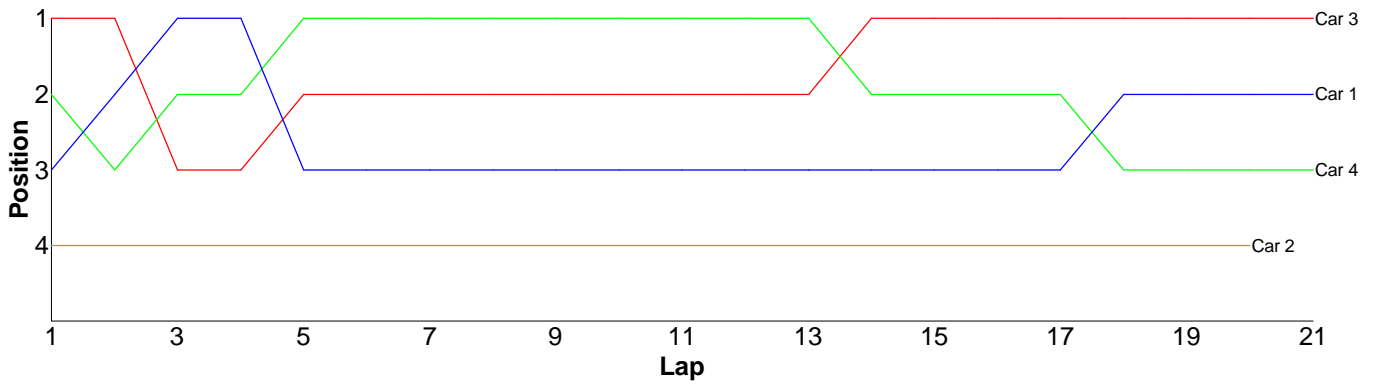
Lap	Car 1	Car 2	Car 3	Car 4
1	14.29	14.44	15.07	16.74
2	14.34	15.98	15.62	19.20
3	14.26	14.73	16.99	16.56
4	14.59	14.42	18.72	16.74
5	14.24	14.40	16.26	19.00
6	14.22	14.52	15.10	16.69
7	14.48	14.27	17.44	22.99
8	14.20	14.67	20.21	16.29
9	14.66	14.61	15.52	21.50
10	14.27	14.44	15.16	16.53
11	14.53	14.75	14.82	16.30
12	14.34	14.43	14.73	17.93
13	14.57	14.49	15.55	17.73
14	14.30	14.56	15.03	
15	14.58	15.69	14.90	
16	14.58	15.26	15.01	
17	14.33	14.71	15.04	
18	14.44	14.84	20.95	
19	14.16	14.76	14.92	
20	14.45	14.69		
21	14.46	14.97		
22				



Heat 7 - Round 5 (10.5 ProStk)

Pos	Car	Form	Name	Car Make	Result	Ave	Best
1	3	F1	Ori Sohachevsky	Schumacher	21 / 305.52	14.54	14.10
2	1	F1	Aaron Wearn	Schumacher	21 / 310.68	14.79	14.46
3	4		Nick Adams	Schumacher	21 / 314.16	14.96	14.31
4	2		Richard Thorpe	Losi	20 / 309.27	15.46	14.73

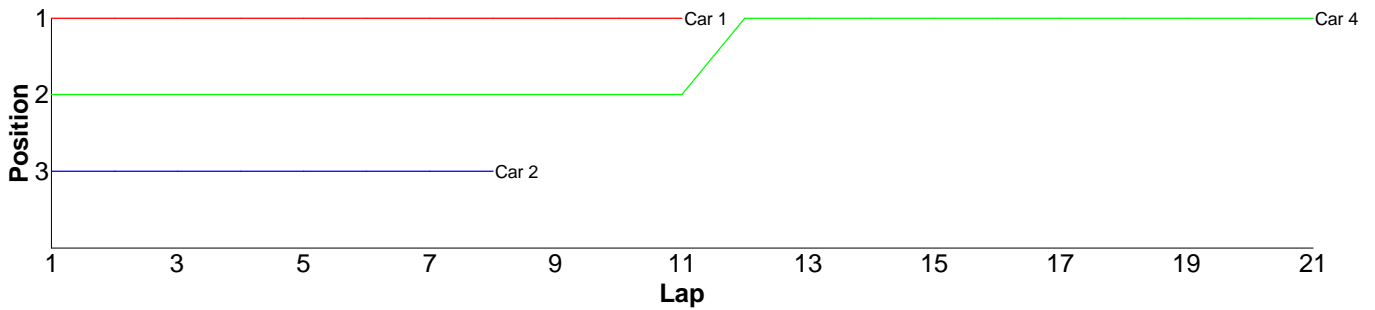
Lap	Car 1	Car 2	Car 3	Car 4
1	14.51	15.13	14.10	14.43
2	14.51	15.07	14.38	14.69
3	14.57	15.04	15.34	14.65
4	14.59	16.22	14.57	14.48
5	16.52	15.22	14.79	14.80
6	14.74	15.40	14.56	14.31
7	14.88	16.35	14.80	14.48
8	14.63	15.37	14.28	14.69
9	14.46	15.51	14.81	14.71
10	14.83	15.06	14.56	14.39
11	15.12	15.42	14.39	14.61
12	14.81	15.45	14.46	14.49
13	14.80	16.39	14.32	14.57
14	14.54	15.11	14.44	14.88
15	14.61	14.91	14.47	14.71
16	14.63	14.73	14.44	14.99
17	14.72	15.23	14.52	14.60
18	14.96	16.52	14.27	19.53
19	14.93	16.06	14.71	15.58
20	14.62	15.08	14.68	15.26
21	14.70		14.63	15.31
22				



Heat 8 - Round 5 (Modified)

Pos	Car	Form	Name	Car Make	Result	Ave	Best
1	4		Brian Eldridge	Photon	21 / 307.01	14.61	14.40
2	1		Glen Westwood	Xray	11 / 156.32	14.21	13.98
3	2		Chris Delves	Tamiya	8 / 117.65	14.70	14.12
4	3		Ben Ingram	Photon	0 / 0.00	0.00	0.00

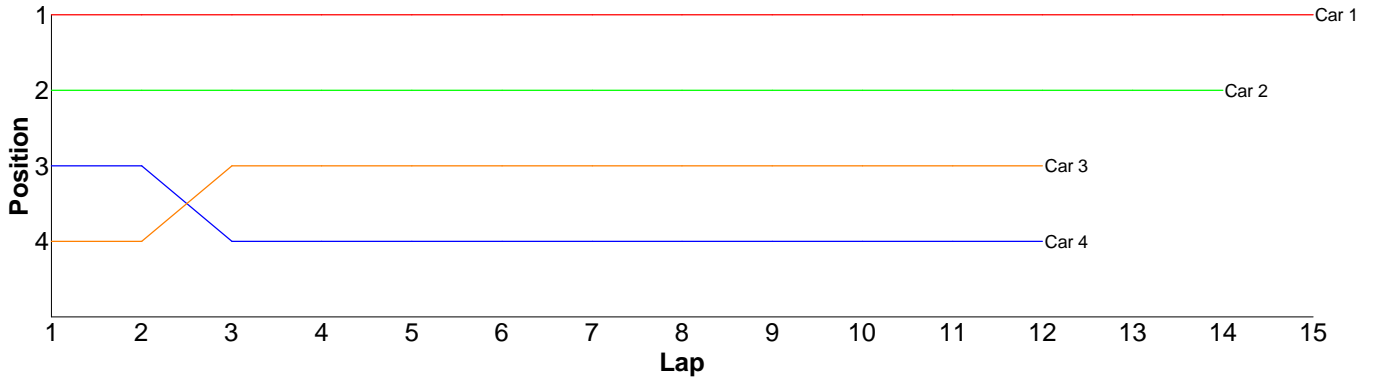
Lap	Car 1	Car 2	Car 3	Car 4
1	14.26	17.50		14.40
2	13.99	14.22		14.59
3	14.17	14.33		14.77
4	14.02	14.12		14.73
5	13.98	14.48		14.97
6	14.34	14.39		14.87
7	14.18	14.41		14.61
8	14.02	14.20		14.54
9	14.14			14.62
10	14.46			14.69
11	14.76			14.61
12				14.43
13				14.69
14				14.65
15				14.58
16				14.46
17				14.50
18				14.54
19				14.45
20				14.60
21				14.71
22				



Heat 9 - Round 5 (Bikes)

Pos	Car	Form	Name	Car Make	Result	Ave	Best
1	1	F1	Simon Lancaster		15 / 315.67	21.04	19.85
2	2	F1	Steve Leake		14 / 320.30	22.87	21.69
3	3	F1	Graham Clarke		12 / 302.65	25.22	21.48
4	4	F1	Andy Carless		12 / 318.37	26.53	22.05

Lap	Car 1	Car 2	Car 3	Car 4
1	20.45	22.33	31.91	22.71
2	20.52	21.76	32.46	22.12
3	20.37	22.38	22.31	57.06
4	19.85	22.04	32.07	29.94
5	20.62	32.54	23.29	22.47
6	20.66	21.72	22.15	22.88
7	26.79	23.07	27.39	22.86
8	20.12	22.26	22.76	22.97
9	20.10	22.02	22.35	22.07
10	19.91	21.69	22.06	22.17
11	20.02	22.53	22.42	22.05
12	21.01	22.00	21.48	29.07
13	20.85	21.71		
14	24.27	22.25		
15	20.13			
16				



Heat 10 - Round 5 (<GT>)

Pos	Car	Form	Name	Class	Car Make	Result	Ave	Best
1	2	F1	Nigel Moss	GT2	CRC	19 / 316.34	16.64	16.12
2	4		Mark Somerville	GT2	Associated	17 / 307.62	18.09	17.18
3	3		Keith Aldridge	GT2	Associated	17 / 312.69	18.39	16.96
4	1		Dave Skelton	GT1	Associated	0 / 0.00	0.00	0.00

Lap Car 1 Car 2 Car 3 Car 4

1		16.73	18.74	18.19
2		16.26	17.88	17.97
3		16.12	16.96	17.26
4		16.54	17.33	17.28
5		16.38	17.04	17.53
6		16.58	25.52	17.39
7		16.48	18.98	17.18
8		16.81	17.63	17.48
9		16.77	19.50	17.97
10		16.34	17.38	17.40
11		16.42	17.86	17.54
12		16.75	18.33	17.47
13		16.62	17.36	24.33
14		16.66	18.40	19.15
15		16.76	18.26	18.27
16		17.49	17.87	17.59
17		16.89	17.65	17.62
18		16.64		
19		17.10		
20				

