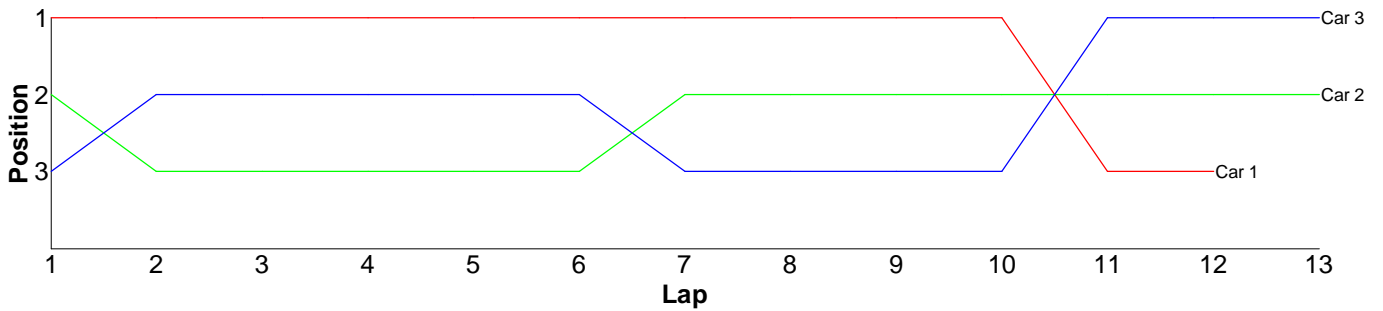


# Race Results

## Heat 1 - Round 1 (17.5 Sport)

Pos	Car	Form	Name	Car Make	Result	Ave	Best
1	3	F2	Gareth Harding	Hot Bodies	13 / 309.64	23.81	19.44
2	2	F2	Mick Barnes	Xray	13 / 318.36	24.48	20.00
3	1	F2	Bradley Killick (J)	Xray	12 / 304.36	25.36	19.25
4	4	F2	Jason Elliot	Associated	0 / 0.00	0.00	0.00

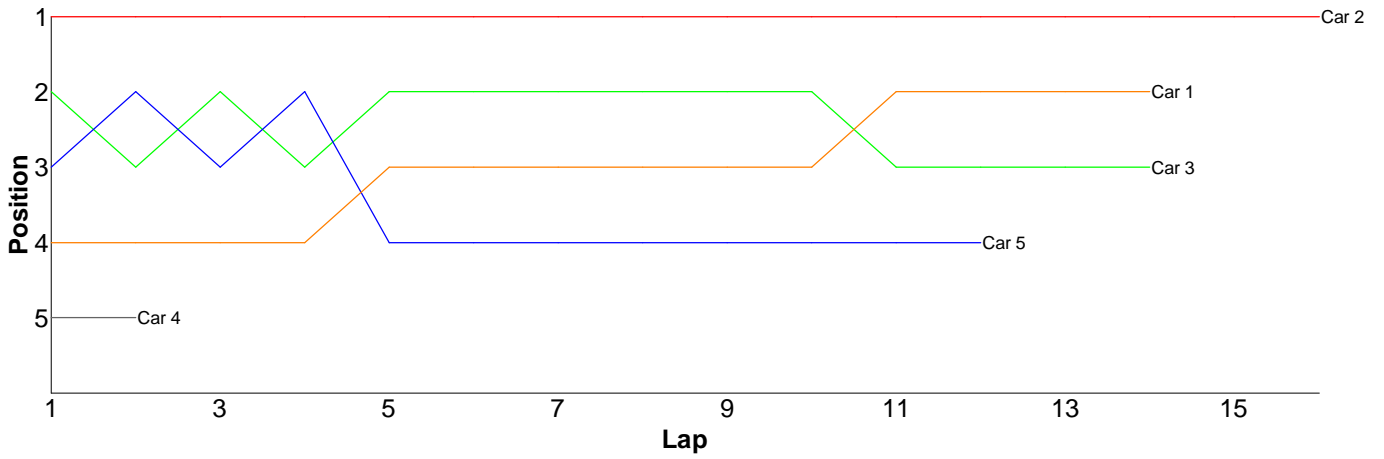
Lap	Car 1	Car 2	Car 3	Car 4
1	19.25	21.30	23.05	
2	21.05	27.07	19.44	
3	19.57	21.10	19.62	
4	19.93	20.00	20.32	
5	22.24	33.58	22.74	
6	22.26	20.80	32.90	
7	27.99	25.91	32.88	
8	20.76	21.53	26.63	
9	35.21	20.40	24.78	
10	21.93	28.36	21.38	
11	41.53	28.71	20.88	
12	32.64	26.38	21.54	
13		23.22	23.48	
14				



# Heat 2 - Round 1 (13.5 Stock)

Pos	Car	Form	Name	Car Make	Result	Ave	Best
1	2		Keith Aldridge	Photon	16 / 301.30	18.83	17.26
2	1	F2	Mike Vorley	Schumacher	14 / 310.12	22.15	18.11
3	3	F2	Andy Lewis	Xray	14 / 318.65	22.76	19.48
4	5		David Chieng	Tamiya	12 / 312.66	26.05	21.60
5	4	F2	Chris Howard	Schumacher	2 / 107.16	53.58	21.96

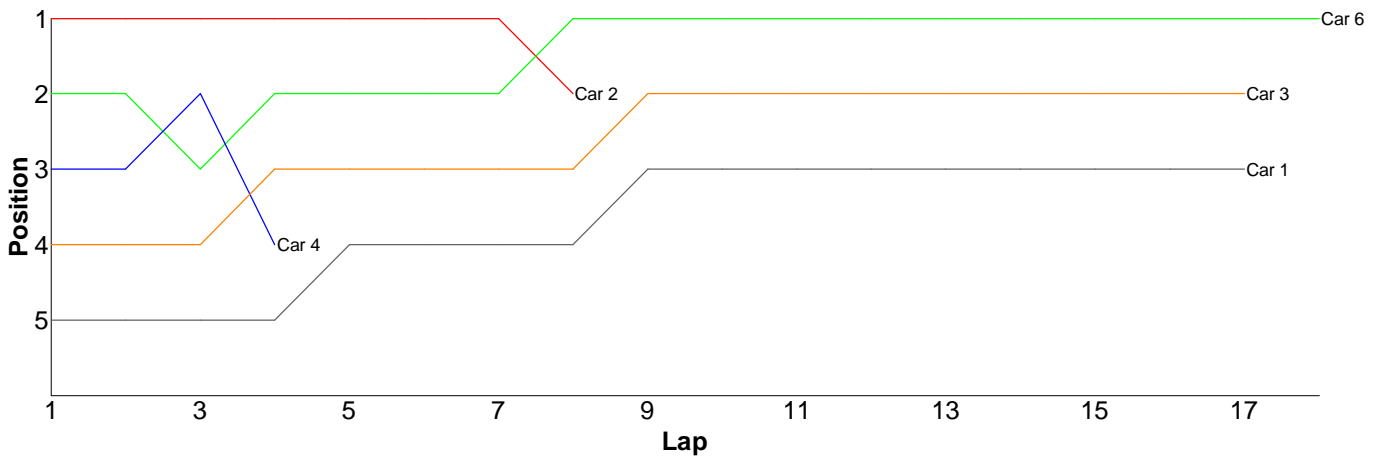
Lap	Car 1	Car 2	Car 3	Car 4	Car 5
1	32.91	22.45	24.27	85.20	26.03
2	25.19	20.13	30.28	21.96	23.61
3	24.05	19.41	20.56		25.96
4	26.50	19.19	27.12		24.07
5	19.26	19.90	20.97		31.13
6	21.85	18.09	19.48		21.68
7	20.66	17.92	20.07		26.10
8	18.87	18.89	20.27		41.07
9	19.42	18.16	21.09		24.60
10	18.37	18.96	19.66		22.80
11	19.02	18.19	23.03		21.60
12	27.25	18.08	31.21		24.01
13	18.66	18.83	20.48		
14	18.11	18.19	20.16		
15		17.65			
16		17.26			
17					



# Heat 3 - Round 1 (13.5 Stock)

Pos	Car	Form	Name	Car Make	Result	Ave	Best
1	6	F2	Scott Stokes	Xray	18 / 313.41	17.41	16.94
2	3	F2	Kyle Fuller (J)	Xray	17 / 311.70	18.33	17.09
3	1	F2	Gary Fuller	Schumacher	17 / 313.77	18.45	16.13
4	2	F2	Neil Talbot	Xray	8 / 145.81	18.22	16.24
5	4	F2	Kieran Stokes (J)	Xray	4 / 83.92	20.98	16.84
6	5	F2	Gerald Page	Tamiya	0 / 0.00	0.00	0.00

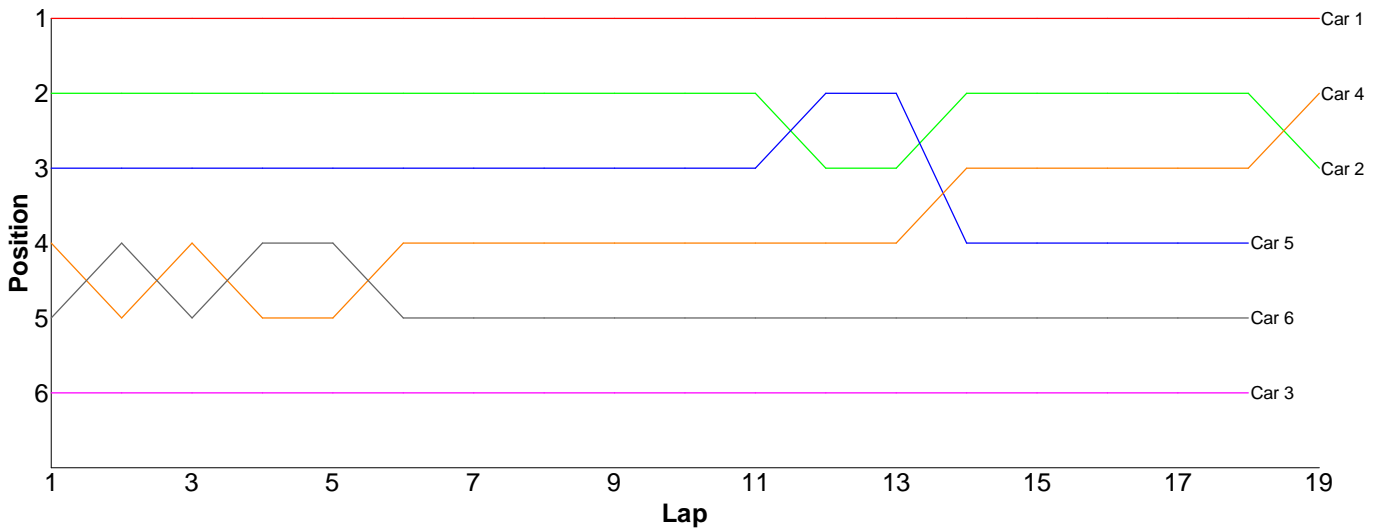
Lap	Car 1	Car 2	Car 3	Car 4	Car 5	Car 6
1	35.20	16.37	17.84	17.76		17.17
2	20.17	16.57	21.59	17.23		17.70
3	18.06	16.31	17.63	16.84		17.39
4	16.49	17.35	18.64	32.09		17.01
5	16.73	16.35	17.09			17.26
6	17.10	16.24	17.36			17.15
7	18.48	17.57	17.23			17.16
8	16.57	29.05	25.30			17.53
9	16.13		17.95			16.94
10	19.72		17.62			17.20
11	16.21		17.53			17.35
12	17.06		17.28			17.48
13	16.37		17.25			17.40
14	16.62		17.25			17.40
15	18.37		19.23			18.27
16	17.14		17.47			17.68
17	17.35		17.44			17.59
18						17.73
19						



# Heat 4 - Round 1 (13.5 Stock)

Pos	Car	Form	Name	Car Make	Result	Ave	Best
1	1	F1	Brian Killick	Xray	19 / 308.93	16.25	15.58
2	4	F2	David Johnson	Schumacher	19 / 316.62	16.66	15.86
3	2	F1	James Davis	Tamiya	19 / 320.57	16.87	15.99
4	5	F2	Jon Wilkins	Schumacher	18 / 301.54	16.75	16.16
5	6	F2	Kevin Bissell	Xray	18 / 308.26	17.12	16.79
6	3	F1	Anthony Pedder	Schumacher	18 / 309.06	17.17	16.23

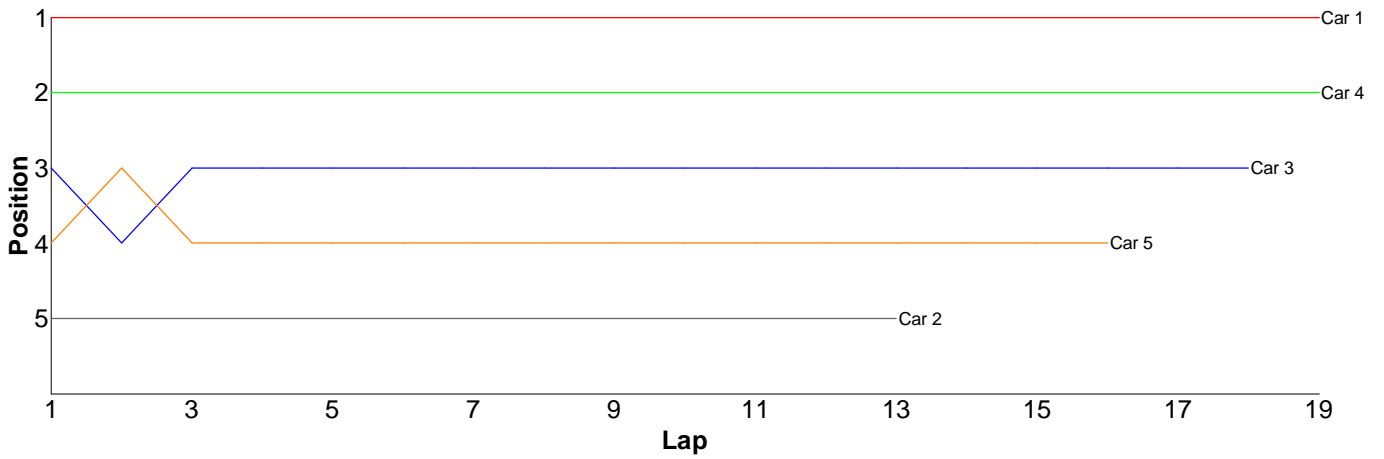
Lap	Car 1	Car 2	Car 3	Car 4	Car 5	Car 6
1	15.72	16.18	17.20	16.88	16.78	16.94
2	15.58	16.52	19.87	17.08	16.82	16.79
3	16.16	16.40	16.88	16.37	16.72	17.58
4	16.65	16.57	16.77	17.94	16.37	16.90
5	16.40	16.49	17.99	16.96	16.75	16.91
6	15.98	16.73	17.27	16.67	16.48	17.57
7	15.86	16.49	17.20	16.19	16.53	17.05
8	16.51	16.19	16.82	16.49	16.39	17.03
9	15.98	16.47	16.62	16.49	16.73	17.23
10	16.60	16.15	18.05	16.16	17.02	17.09
11	16.48	16.66	16.68	19.13	16.58	17.36
12	16.62	19.12	16.52	15.86	16.17	17.53
13	16.29	16.55	16.23	16.56	16.16	17.31
14	16.26	15.99	16.48	16.26	19.77	17.09
15	16.35	16.22	17.71	16.69	16.99	16.91
16	16.88	16.25	16.44	15.92	16.45	17.09
17	16.31	16.29	17.76	16.01	16.51	16.82
18	16.03	16.25	16.57	16.09	16.32	17.06
19	16.27	23.05		16.87		
20						



# Heat 5 - Round 1 (10.5 ProStk)

Pos	Car	Form	Name	Car Make	Result	Ave	Best
1	1	F1	Ori Sohachevsky	Schumacher	19 / 305.56	16.08	15.03
2	4		Joe Jenyavanija	Schumacher	19 / 316.19	16.64	15.80
3	3		Nick Adams	Schumacher	18 / 312.64	17.36	15.76
4	5		Dave Skelton	Xray	16 / 304.53	19.03	16.69
5	2	F1	Jamie Vassallo	Schumacher	13 / 310.98	23.92	15.40

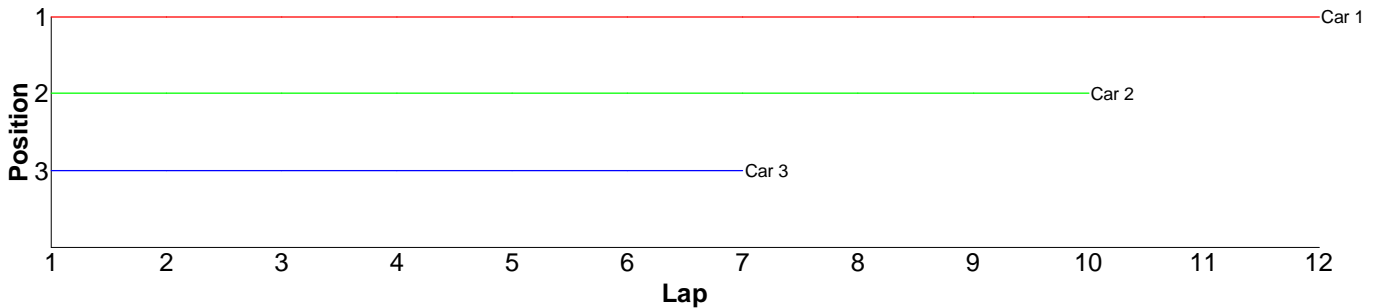
Lap	Car 1	Car 2	Car 3	Car 4	Car 5
1	15.51	18.44	16.44	15.90	16.69
2	15.03	82.79	18.40	15.80	17.17
3	15.90	46.42	15.76	18.53	21.85
4	15.77	16.77	18.80	16.01	21.77
5	15.99	16.21	16.27	15.97	18.60
6	16.25	16.20	20.97	16.54	19.02
7	16.43	17.68	19.11	16.71	20.96
8	16.53	16.68	17.55	16.80	18.48
9	17.52	16.63	18.59	17.56	24.96
10	16.66	16.07	17.09	16.36	18.55
11	16.07	15.76	17.03	16.91	19.73
12	16.33	15.93	16.53	16.51	17.48
13	15.82	15.40	16.72	16.97	18.23
14	16.10		18.30	16.76	17.33
15	15.82		16.22	17.12	16.91
16	16.35		16.47	16.36	16.80
17	16.22		16.30	16.43	
18	15.56		16.09	16.16	
19	15.70			16.79	
20					



## Heat 6 - Round 1 (GT1)

Pos	Car	Form	Name	Car Make	Result	Ave	Best
1	1		Nigel Moss	CRC	12 / 307.36	25.61	23.81
2	2		Mike Vorley	Xray	10 / 315.56	31.55	23.55
3	3		Keith Aldridge	Associated	7 / 276.48	39.49	27.78
4	4		Mark Fagan	Associated	0 / 0.00	0.00	0.00

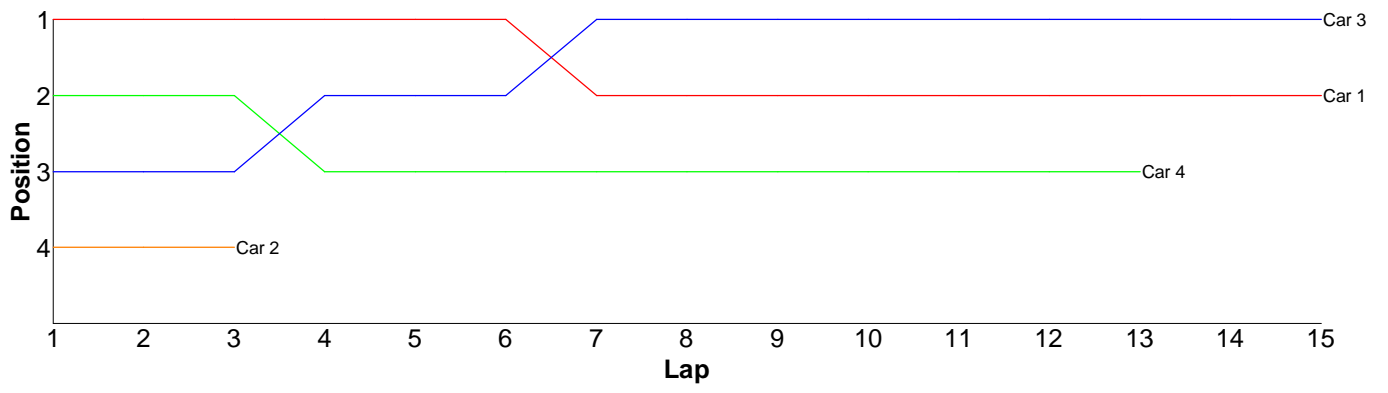
Lap	Car 1	Car 2	Car 3	Car 4
1	24.38	26.35	37.82	
2	25.64	37.47	32.63	
3	26.45	27.12	39.64	
4	24.26	35.34	27.78	
5	27.34	34.31	33.80	
6	24.22	29.94	35.90	
7	23.81	32.17	68.91	
8	27.63	31.49		
9	26.43	37.82		
10	25.41	23.55		
11	26.06			
12	25.73			
13				



## Heat 1 - Round 2 (17.5 Sport)

Pos	Car	Form	Name	Car Make	Result	Ave	Best
1	3	F2	Gareth Harding	Hot Bodies	15 / 306.07	20.40	19.00
2	1	F2	Bradley Killick (J)	Xray	15 / 309.82	20.65	19.42
3	4	F2	Jason Elliot	Associated	13 / 305.02	23.46	19.14
4	2	F2	Mick Barnes	Xray	3 / 87.10	29.03	22.88

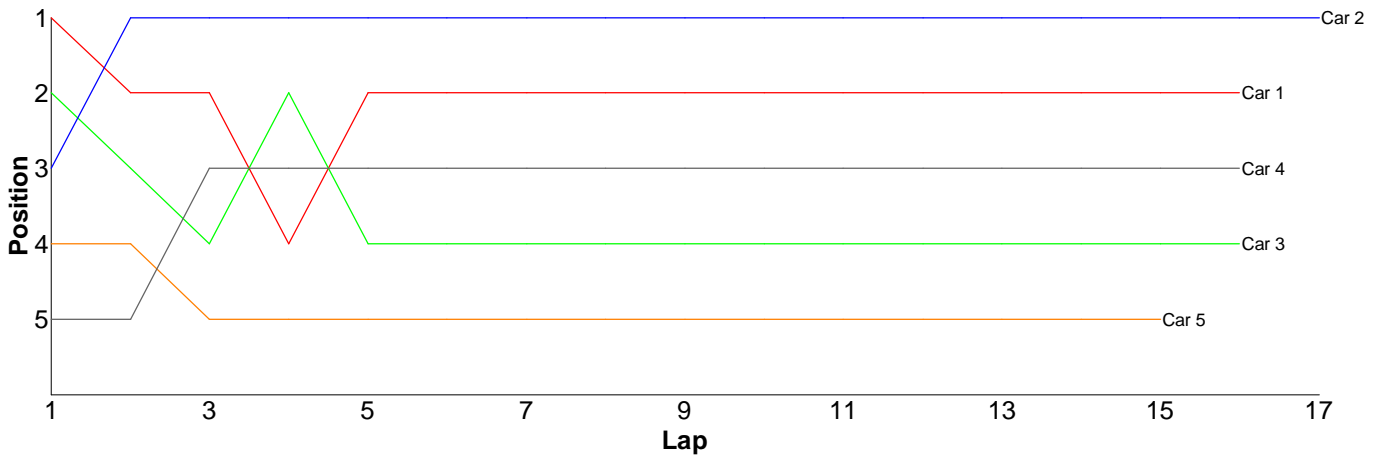
Lap	Car 1	Car 2	Car 3	Car 4
1	19.91	32.13	22.77	22.25
2	19.92	22.88	20.73	19.70
3	20.61	32.09	19.90	19.93
4	19.91		19.82	27.16
5	20.02		19.94	19.53
6	19.42		19.35	19.71
7	28.00		20.88	19.79
8	19.67		19.61	20.60
9	19.48		19.00	19.14
10	20.33		19.58	19.76
11	20.04		21.57	21.46
12	20.22		20.68	55.76
13	21.08		19.61	20.23
14	20.41		22.63	
15	20.80		20.00	
16				



## Heat 2 - Round 2 (13.5 Stock)

Pos	Car	Form	Name	Car Make	Result	Ave	Best
1	2		Keith Aldridge	Photon	17 / 306.27	18.01	17.13
2	1	F2	Mike Vorley	Schumacher	16 / 303.62	18.97	17.29
3	4	F2	Chris Howard	Schumacher	16 / 308.56	19.28	18.23
4	3	F2	Andy Lewis	Xray	16 / 313.07	19.56	17.80
5	5		David Chieng	Tamiya	15 / 305.37	20.35	18.87

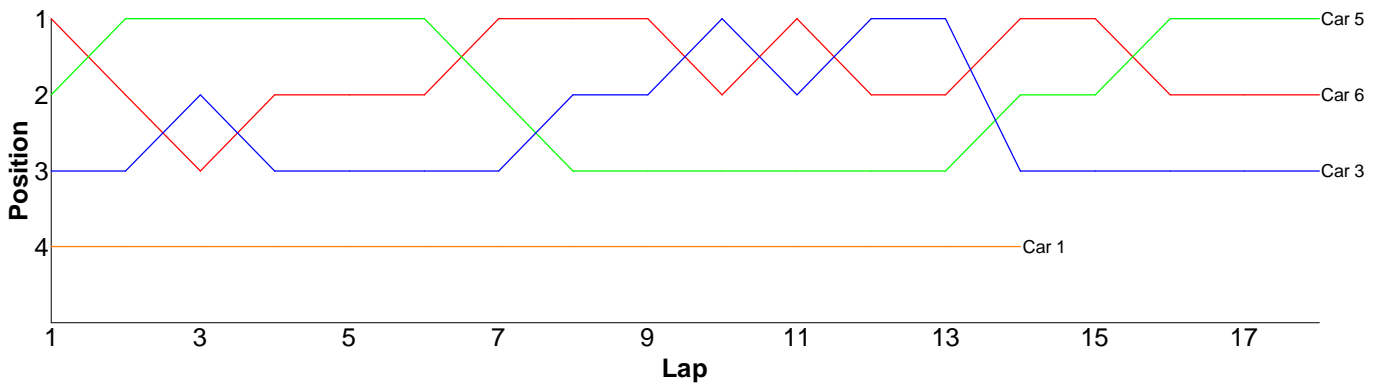
Lap	Car 1	Car 2	Car 3	Car 4	Car 5
1	17.90	18.69	18.40	19.96	19.92
2	18.57	17.51	18.71	20.13	19.31
3	17.68	17.38	22.92	19.10	24.67
4	24.23	17.86	18.04	18.93	26.13
5	17.45	19.01	19.72	18.27	19.24
6	18.18	17.64	27.14	20.08	20.99
7	17.83	18.03	17.89	19.29	19.02
8	17.66	17.13	19.01	18.64	19.52
9	18.06	17.36	17.80	18.93	19.43
10	17.41	17.62	18.23	19.47	20.45
11	17.89	20.43	18.76	19.22	18.87
12	17.29	17.96	19.47	19.65	19.14
13	21.47	17.86	20.17	18.81	19.19
14	17.81	17.73	18.53	18.23	19.97
15	17.75	17.59	19.03	21.14	19.52
16	26.44	18.01	19.25	18.71	
17		18.46			
18					



# Heat 3 - Round 2 (13.5 Stock)

Pos	Car	Form	Name	Car Make	Result	Ave	Best
1	5	F2	Gerald Page	Tamiya	18 / 310.15	17.23	16.89
2	6	F2	Scott Stokes	Xray	18 / 312.72	17.37	16.70
3	3	F2	Kyle Fuller (J)	Xray	18 / 316.47	17.58	16.48
4	1	F2	Gary Fuller	Schumacher	14 / 314.80	22.48	15.78
=5	2	F2	Neil Talbot	Xray	0 / 0.00	0.00	0.00
=5	4	F2	Kieran Stokes (J)	Xray	0 / 0.00	0.00	0.00

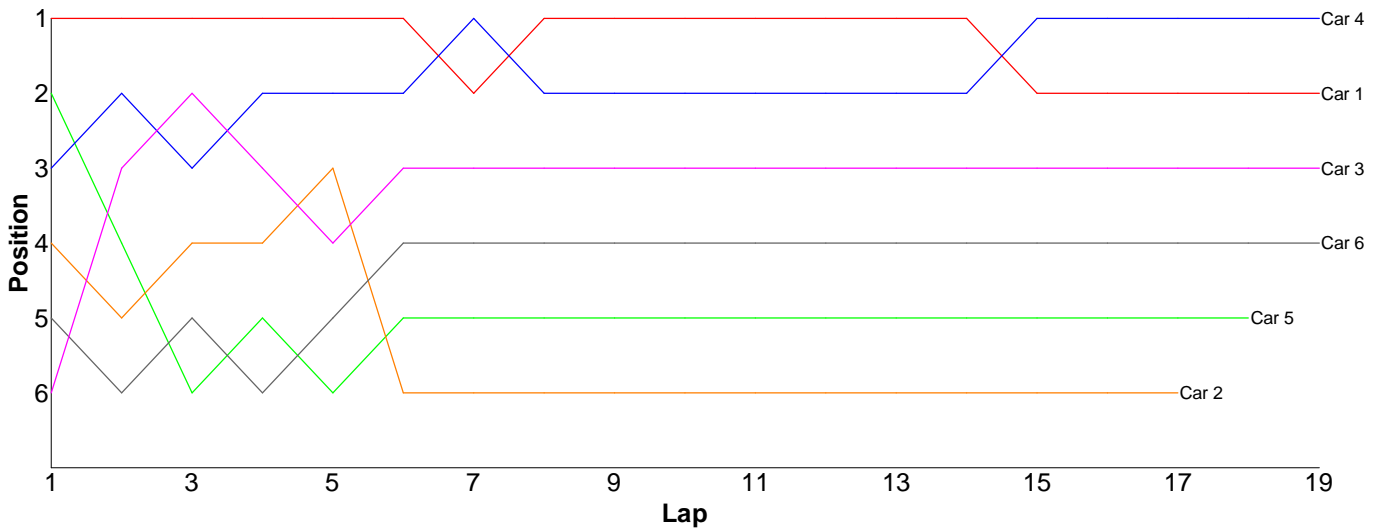
Lap	Car 1	Car 2	Car 3	Car 4	Car 5	Car 6
1	18.51		18.05		17.59	17.55
2	33.90		17.09		16.93	17.11
3	34.01		16.50		17.01	17.13
4	23.32		17.75		16.92	16.70
5	15.94		17.17		16.89	16.89
6	16.91		16.94		16.95	17.28
7	34.98		16.97		18.12	17.51
8	23.67		16.81		17.40	17.04
9	23.65		17.41		17.18	17.28
10	16.99		17.00		17.29	17.32
11	15.78		17.40		17.19	17.14
12	17.87		16.49		17.34	17.26
13	17.31		17.76		17.19	17.68
14	21.96		23.22		17.30	17.18
15			18.69		17.72	17.94
16			16.48		16.95	17.46
17			17.14		17.25	18.45
18			17.60		16.93	17.80
19						



# Heat 4 - Round 2 (13.5 Stock)

Pos	Car	Form	Name	Car Make	Result	Ave	Best
1	4	F2	David Johnson	Schumacher	19 / 307.24	16.17	15.35
2	1	F1	Brian Killick	Xray	19 / 309.78	16.30	15.62
3	3	F1	Anthony Pedder	Schumacher	19 / 311.84	16.41	15.89
4	6	F2	Kevin Bissell	Xray	19 / 314.80	16.56	16.14
5	5	F2	Jon Wilkins	Schumacher	18 / 302.48	16.80	15.80
6	2	F1	James Davis	Tamiya	17 / 300.19	17.65	15.82

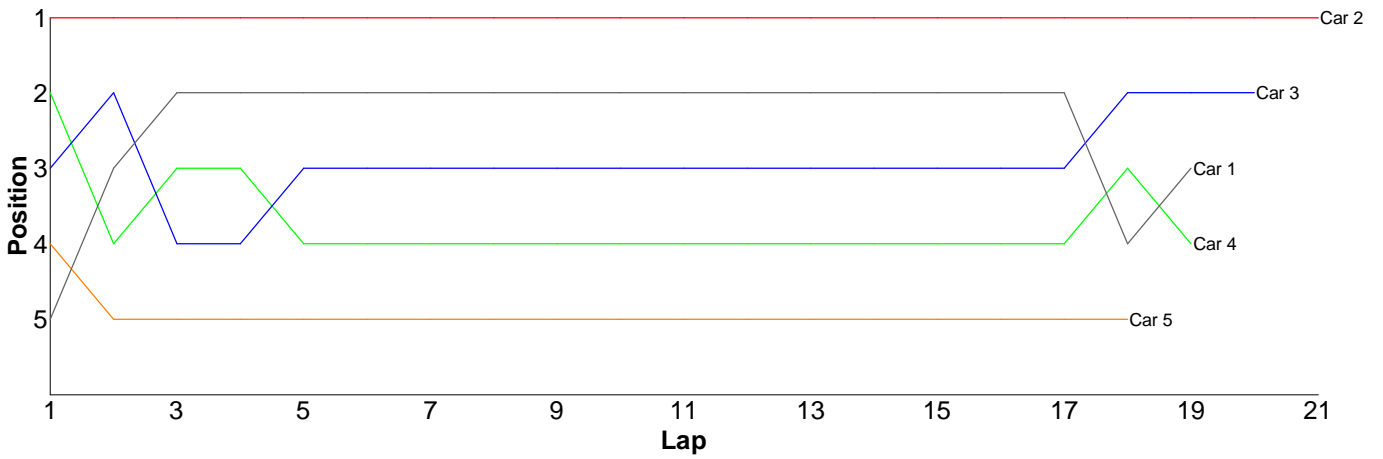
Lap	Car 1	Car 2	Car 3	Car 4	Car 5	Car 6
1	15.62	16.34	16.89	16.30	16.29	16.86
2	15.77	17.54	16.46	16.64	17.21	17.11
3	16.03	16.24	15.95	16.83	16.82	16.32
4	16.24	15.85	16.41	15.54	16.22	16.28
5	16.43	15.82	16.14	15.57	16.39	16.23
6	16.31	22.94	16.49	15.63	16.52	16.47
7	15.95	17.14	16.99	15.78	18.50	16.82
8	16.33	18.57	16.37	17.07	16.46	16.65
9	16.47	16.76	16.45	17.55	16.78	16.21
10	15.97	16.55	17.24	15.94	16.30	16.53
11	16.45	16.08	16.37	16.47	20.58	16.58
12	16.18	16.33	16.09	16.08	16.59	16.50
13	16.50	16.31	16.51	15.56	15.80	16.55
14	15.93	17.16	16.37	15.35	16.44	16.65
15	16.25	18.04	16.83	15.66	15.85	16.14
16	16.47	23.04	15.89	16.33	16.43	16.32
17	18.30	19.48	16.26	16.59	16.99	16.39
18	16.29		16.15	16.02	16.31	17.19
19	16.29		15.98	16.33		17.00
20						



# Heat 5 - Round 2 (10.5 ProStk)

Pos	Car	Form	Name	Car Make	Result	Ave	Best
1	2	F1	Jamie Vassallo	Schumacher	21 / 315.82	15.03	14.44
2	3		Nick Adams	Schumacher	20 / 305.20	15.26	14.54
3	1	F1	Ori Sohachevsky	Schumacher	19 / 302.05	15.89	14.57
4	4		Joe Jenyavanija	Schumacher	19 / 302.47	15.91	15.06
5	5		Dave Skelton	Xray	18 / 307.24	17.06	15.38

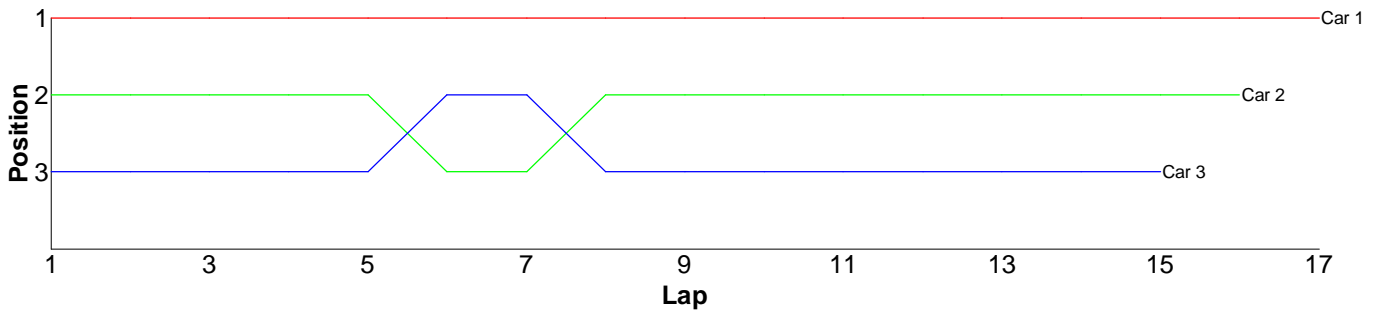
Lap	Car 1	Car 2	Car 3	Car 4	Car 5
1	15.79	14.90	15.34	15.33	15.38
2	15.12	14.69	15.23	15.64	23.35
3	14.78	15.18	17.84	15.06	19.73
4	14.88	14.72	14.94	15.41	18.54
5	14.72	14.75	15.52	20.20	16.85
6	14.99	15.00	14.60	16.05	15.54
7	14.75	15.04	14.82	15.58	19.42
8	14.98	14.92	14.54	16.43	15.65
9	14.88	14.75	14.61	15.56	18.91
10	14.82	14.44	14.57	15.26	15.97
11	14.79	14.53	14.82	15.97	15.81
12	14.57	14.81	15.26	15.23	17.18
13	15.02	14.51	14.72	15.31	16.02
14	14.90	14.79	14.98	15.24	16.18
15	14.69	14.97	14.88	15.12	15.84
16	15.04	16.58	18.33	15.93	15.69
17	14.84	14.79	15.11	16.55	15.74
18	33.33	15.01	14.87	16.83	15.44
19	15.16	14.86	15.16	15.77	
20		15.29	15.06		
21		17.29			
22					



## Heat 6 - Round 2 (GT1)

Pos	Car	Form	Name	Car Make	Result	Ave	Best
1	1		Nigel Moss	CRC	17 / 300.85	17.69	16.49
2	2		Mike Vorley	Xray	16 / 304.05	19.00	17.46
3	3		Keith Aldridge	Associated	15 / 307.69	20.51	17.46
4	4		Mark Fagan	Associated	0 / 0.00	0.00	0.00

Lap	Car 1	Car 2	Car 3	Car 4
1	17.80	18.99	20.03	
2	16.73	18.31	21.63	
3	18.52	18.59	18.23	
4	17.10	18.75	18.40	
5	16.56	20.31	17.91	
6	17.98	23.62	18.06	
7	16.65	21.35	19.56	
8	17.71	18.36	26.89	
9	22.91	20.22	18.23	
10	16.86	17.72	17.56	
11	17.66	17.77	25.68	
12	16.54	17.67	18.75	
13	17.07	18.27	24.61	
14	16.49	19.00	24.69	
15	17.11	17.46	17.46	
16	18.78	17.66		
17	18.38			
18				



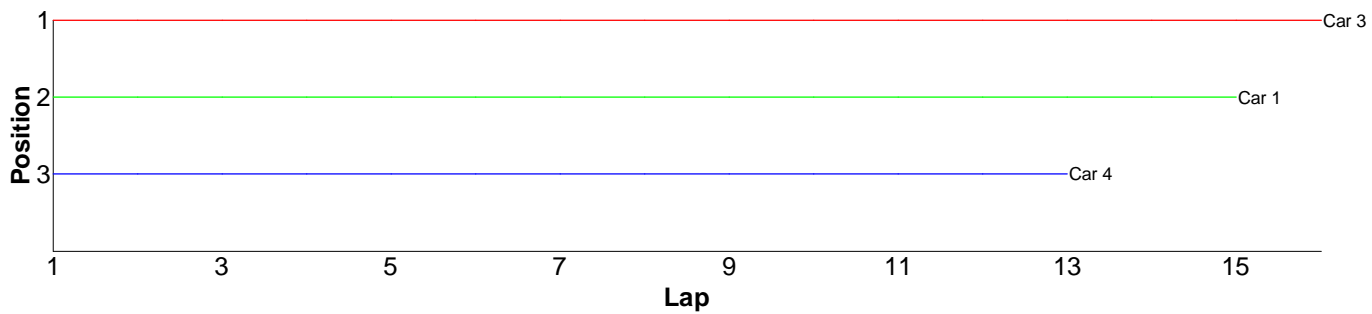
## Heat 1 - Round 3 (17.5 Sport)

Pos	Car	Form	Name	Car Make	Result	Ave	Best
1	3	F2	Gareth Harding	Hot Bodies	16 / 305.38	19.08	18.60
2	1	F2	Bradley Killick (J)	Xray	15 / 303.07	20.20	19.05
3	4	F2	Jason Elliot	Associated	13 / 304.53	23.42	18.70
4	2	F2	Mick Barnes	Xray	0 / 0.00	0.00	0.00

Lap	Car 1	Car 2	Car 3	Car 4
1	19.66		19.20	20.21
2	19.05		19.16	19.27
3	19.19		19.21	27.68
4	19.63		18.79	19.34
5	20.59		19.63	18.70
6	20.53		19.10	60.85
7	19.41		19.85	19.28
8	20.12		19.08	18.72
9	19.82		18.98	19.12
10	20.54		18.91	22.08
11	20.55		18.69	19.07
12	24.16		18.60	19.10
13	20.27		18.90	21.11
14	19.72		19.56	
15	19.83		18.99	

16  
17

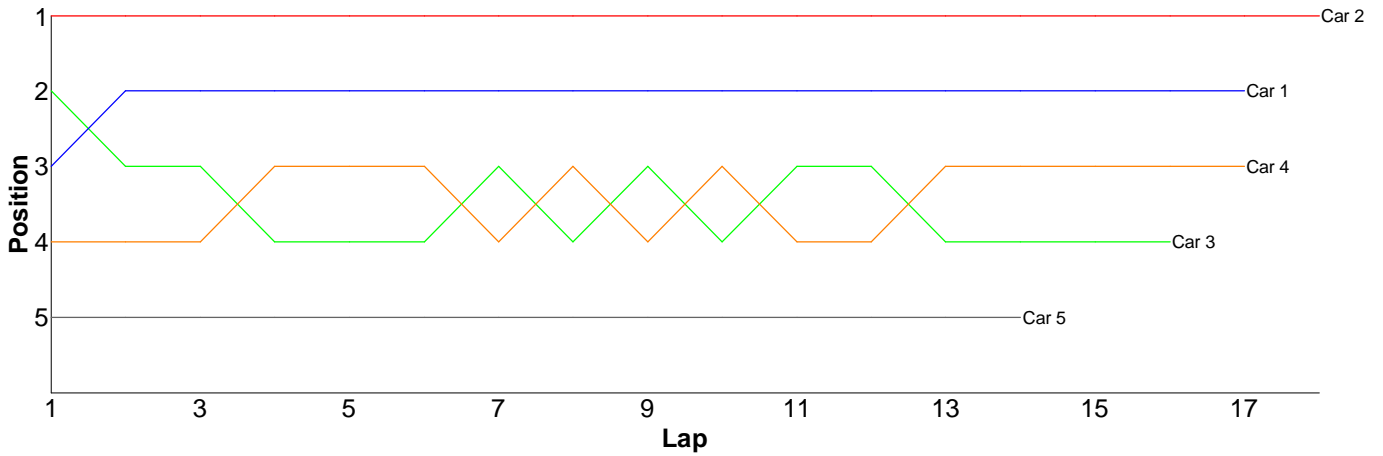
18.73



## Heat 2 - Round 3 (13.5 Stock)

Pos	Car	Form	Name	Car Make	Result	Ave	Best
1	2		Keith Aldridge	Photon	18 / 308.50	17.13	16.57
2	1	F2	Mike Vorley	Schumacher	17 / 302.28	17.78	17.01
3	4	F2	Chris Howard	Schumacher	17 / 316.16	18.59	17.61
4	3	F2	Andy Lewis	Xray	16 / 309.57	19.34	17.59
5	5		David Chieng	Tamiya	14 / 313.70	22.40	18.67

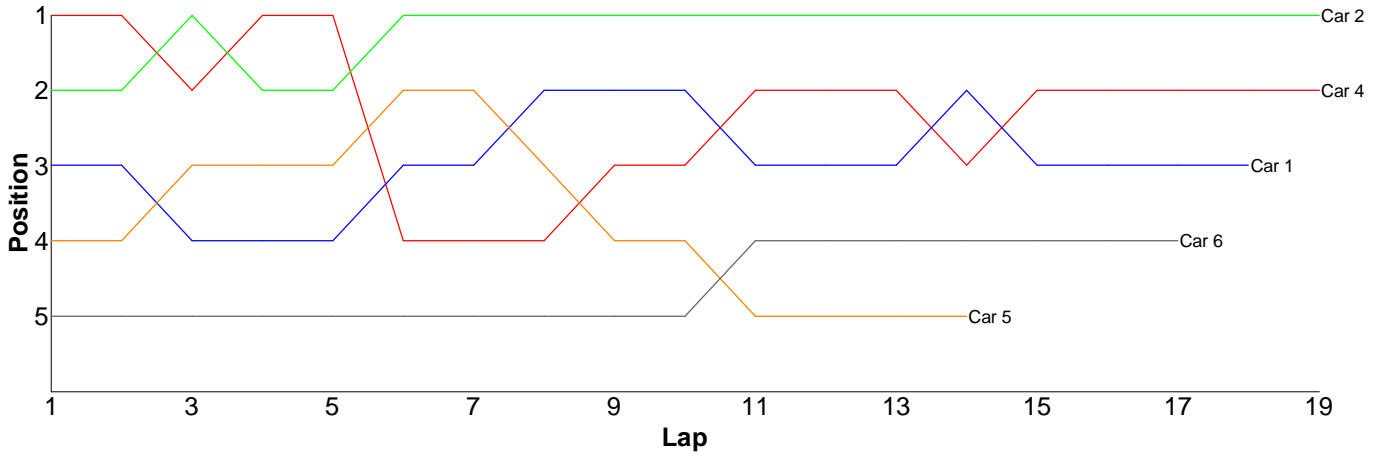
Lap	Car 1	Car 2	Car 3	Car 4	Car 5
1	17.82	17.40	17.75	18.22	19.42
2	17.50	16.78	19.61	21.21	21.26
3	17.39	16.61	19.07	18.73	21.53
4	17.44	17.41	20.65	18.25	35.70
5	17.83	16.91	18.65	18.35	23.82
6	18.70	19.04	17.88	18.55	23.15
7	19.37	16.57	17.59	18.45	18.67
8	17.97	16.82	18.26	17.61	19.22
9	17.82	16.96	18.04	19.07	20.96
10	17.67	16.87	19.00	17.86	26.65
11	17.22	17.08	18.97	20.91	19.75
12	17.64	17.47	19.82	18.23	22.88
13	17.86	18.16	19.41	18.13	20.30
14	17.95	16.67	22.60	18.26	20.39
15	17.50	16.62	22.84	17.89	
16	17.01	16.78	19.43	17.78	
17	17.59	17.11		18.66	
18		17.24			
19					



# Heat 3 - Round 3 (13.5 Stock)

Pos	Car	Form	Name	Car Make	Result	Ave	Best
1	2	F2	Neil Talbot	Xray	19 / 310.40	16.33	15.26
2	4	F2	Kieran Stokes (J)	Xray	19 / 311.64	16.40	15.65
3	1	F2	Gary Fuller	Schumacher	18 / 301.68	16.76	15.47
4	6	F2	Scott Stokes	Xray	17 / 306.20	18.01	16.23
5	5	F2	Gerald Page	Tamiya	14 / 286.78	20.48	16.34
6	3	F2	Kyle Fuller (J)	Xray	0 / 0.00	0.00	0.00

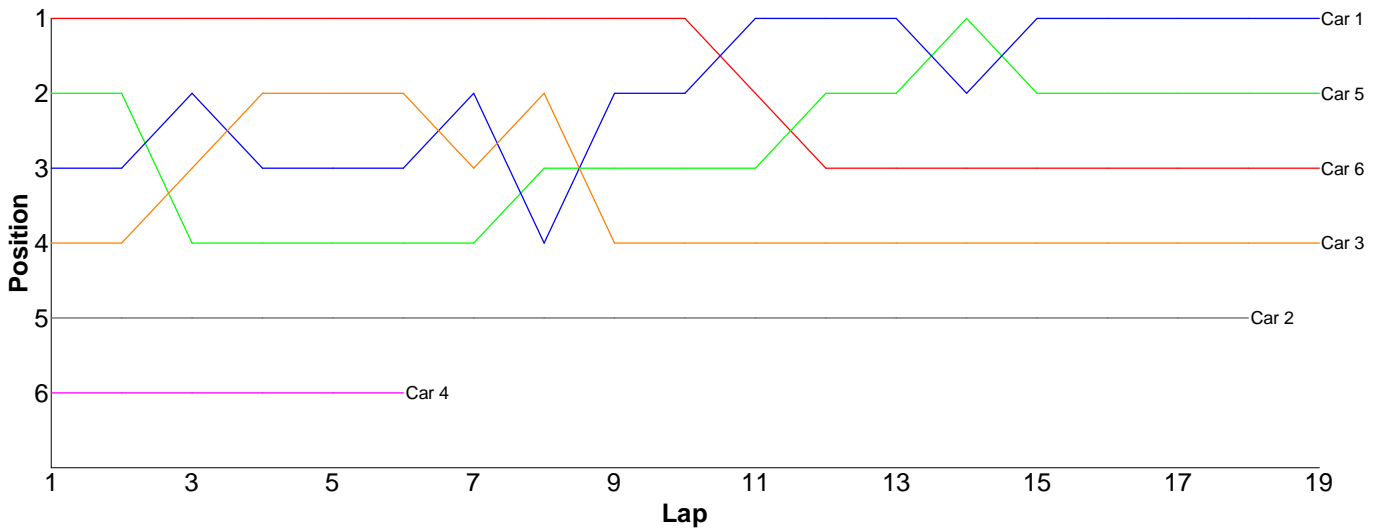
Lap	Car 1	Car 2	Car 3	Car 4	Car 5	Car 6
1	16.31	16.13		15.84	16.73	17.42
2	16.67	16.11		16.27	16.67	17.53
3	19.41	15.35		15.91	16.34	26.17
4	17.33	18.65		16.19	16.85	16.92
5	15.69	15.26		15.85	16.54	17.67
6	15.66	15.73		22.25	16.49	16.23
7	16.55	16.80		16.08	16.65	16.80
8	15.75	15.28		16.15	17.76	17.25
9	15.91	16.73		15.65	16.92	18.61
10	16.25	16.47		16.03	17.14	16.87
11	17.02	16.60		15.79	59.04	23.05
12	16.29	16.51		16.06	18.14	17.43
13	15.69	16.46		15.85	18.99	16.63
14	15.47	16.56		16.22	22.52	16.74
15	16.22	16.11		16.03		16.93
16	22.19	16.72		16.28		16.86
17	16.51	17.06		16.42		17.09
18	16.76	15.77		16.48		
19		16.10		16.29		
20						



# Heat 4 - Round 3 (13.5 Stock)

Pos	Car	Form	Name	Car Make	Result	Ave	Best
1	2	F1	James Davis	Tamiya	19 / 302.89	15.94	15.43
2	1	F1	Brian Killick	Xray	19 / 310.24	16.32	15.38
3	5	F2	Jon Wilkins	Schumacher	19 / 310.56	16.34	15.46
4	6	F2	Kevin Bissell	Xray	19 / 312.77	16.46	15.54
5	3	F1	Anthony Pedder	Schumacher	19 / 313.68	16.50	15.68
6	4	F2	David Johnson	Schumacher	6 / 196.59	32.76	15.36

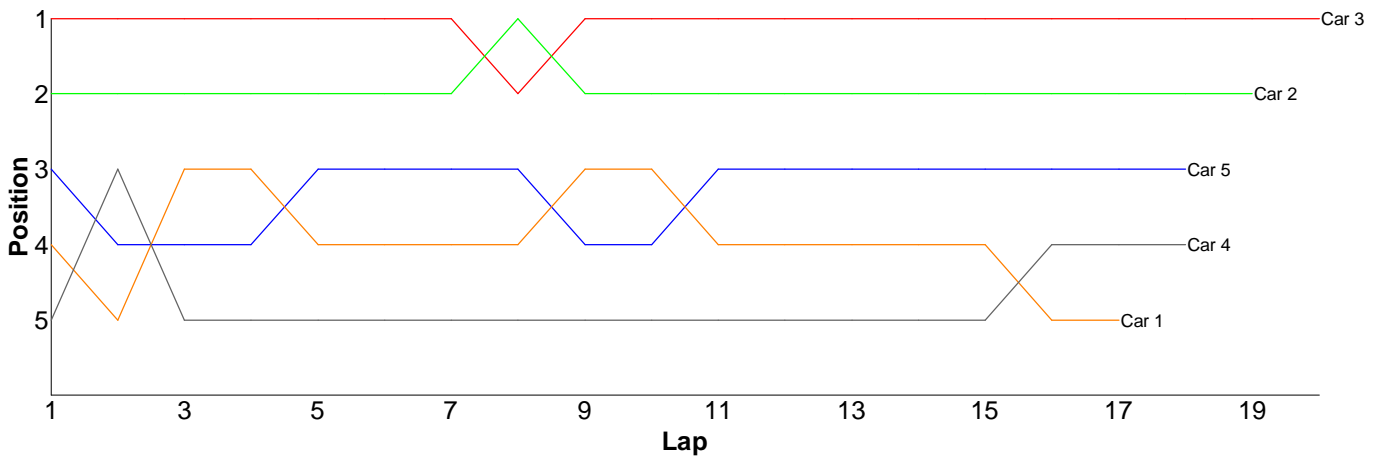
Lap	Car 1	Car 2	Car 3	Car 4	Car 5	Car 6
1	18.05	34.71	19.95	113.61	16.38	15.54
2	15.96	16.08	16.31	15.87	15.46	16.07
3	15.56	15.79	15.80	15.36	22.80	16.36
4	18.47	15.43	15.92	15.43	16.12	17.72
5	15.97	16.28	15.99	15.65	16.16	16.80
6	16.30	15.85	16.19	20.67	15.57	16.20
7	15.38	16.47	16.07		16.09	16.20
8	19.30	16.21	18.14		16.22	18.73
9	15.64	15.80	19.11		16.76	16.40
10	16.07	15.60	16.41		15.83	16.29
11	15.89	15.48	15.76		16.04	16.56
12	16.01	15.63	15.69		15.79	16.57
13	16.20	15.44	15.71		15.94	16.24
14	16.06	15.68	16.17		15.64	15.93
15	15.62	15.45	15.68		16.00	15.95
16	15.72	15.82	16.40		15.95	15.99
17	16.32	15.59	15.91		15.91	16.24
18	15.75	15.58	16.31		16.31	16.39
19	15.97		16.16		15.59	16.59
20						



# Heat 5 - Round 3 (10.5 ProStk)

Pos	Car	Form	Name	Car Make	Result	Ave	Best
1	3		Nick Adams	Schumacher	20 / 309.82	15.49	14.67
2	2	F1	Jamie Vassallo	Schumacher	19 / 301.71	15.87	14.38
3	5		Dave Skelton	Xray	18 / 300.59	16.69	15.51
4	4		Joe Jenyavanija	Schumacher	18 / 312.51	17.36	15.53
5	1	F1	Ori Sohachevsky	Schumacher	17 / 304.80	17.92	14.40

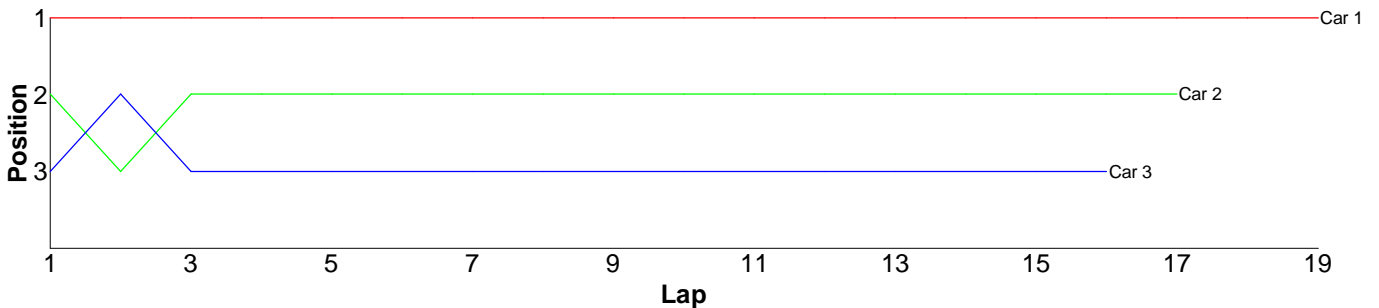
Lap	Car 1	Car 2	Car 3	Car 4	Car 5
1	17.17	15.63	15.04	17.20	16.48
2	20.08	15.67	15.04	15.57	19.11
3	14.90	14.38	15.16	28.36	17.60
4	14.40	14.84	14.80	16.00	16.07
5	22.96	17.88	15.02	15.99	16.16
6	15.60	16.09	14.67	15.65	17.01
7	14.66	15.13	18.67	16.14	15.89
8	14.45	14.80	18.17	15.53	15.51
9	14.63	19.59	15.16	17.40	16.25
10	17.06	14.87	15.03	15.74	16.61
11	23.26	14.91	14.92	15.96	15.85
12	14.89	14.63	14.91	23.68	16.55
13	14.55	24.68	15.38	15.65	16.05
14	14.49	15.05	15.27	18.72	15.61
15	14.62	15.00	15.26	16.54	16.42
16	42.27	15.01	14.99	16.42	15.87
17	14.81	14.39	16.28	16.18	16.33
18		14.47	15.37	15.78	21.22
19		14.69	15.47		
20			15.21		
21					



## Heat 6 - Round 3 (GT1)

Pos	Car	Form	Name	Car Make	Result	Ave	Best
1	1		Nigel Moss	CRC	19 / 317.90	16.73	15.93
2	2		Mike Vorley	Xray	17 / 309.25	18.19	16.92
3	3		Keith Aldridge	Associated	16 / 310.60	19.41	16.49
4	4		Mark Fagan	Associated	0 / 0.00	0.00	0.00

Lap	Car 1	Car 2	Car 3	Car 4
1	16.18	17.82	18.54	
2	18.20	18.47	17.53	
3	16.18	17.31	18.45	
4	16.20	18.07	17.74	
5	16.46	16.92	17.68	
6	15.94	17.58	16.59	
7	16.03	18.39	21.24	
8	16.42	17.50	16.89	
9	16.24	17.30	16.49	
10	15.93	19.69	29.31	
11	16.46	17.50	20.30	
12	16.76	18.98	19.27	
13	16.88	17.34	17.23	
14	16.60	18.61	19.59	
15	16.12	22.03	18.46	
16	18.57	18.38	25.29	
17	16.40	17.36		
18	17.84			
19	18.49			
20				

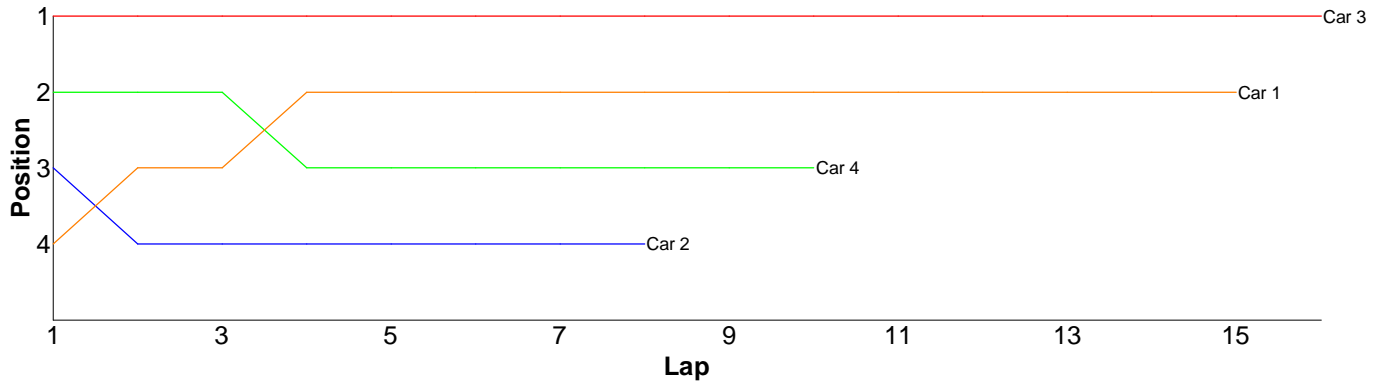


## Heat 1 - Round 4 (17.5 Sport)

Pos	Car	Form	Name	Car Make	Result	Ave	Best
1	3	F2	Gareth Harding	Hot Bodies	16 / 310.81	19.42	18.04
2	1	F2	Bradley Killick (J)	Xray	15 / 304.88	20.32	18.85
3	4	F2	Jason Elliot	Associated	10 / 205.65	20.56	18.90
4	2	F2	Mick Barnes	Xray	8 / 206.46	25.80	18.87

Lap	Car 1	Car 2	Car 3	Car 4
1	25.00	24.08	20.58	21.95
2	18.85	39.38	18.87	19.51
3	19.46	19.56	18.82	19.21
4	20.11	37.89	18.50	25.43
5	19.73	18.91	18.96	22.30
6	19.93	27.31	18.66	20.17
7	19.21	18.87	26.37	19.62
8	19.74	20.46	18.04	19.19
9	19.76		18.94	19.37
10	21.05		18.96	18.90
11	20.20		18.80	
12	20.34		19.53	
13	20.06		18.99	

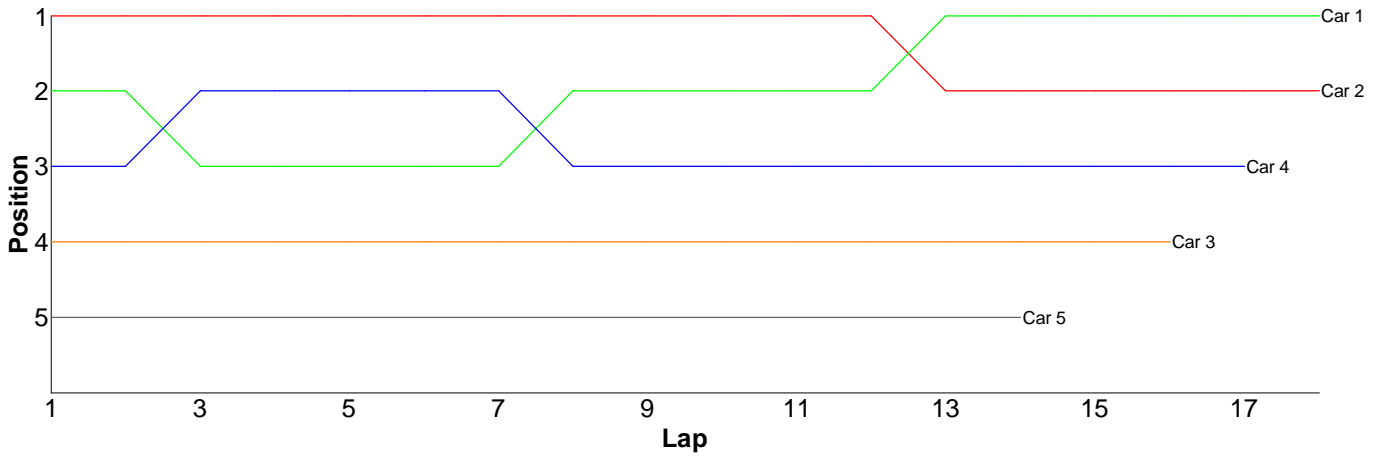
14 20.32 18.36  
15 21.12 18.89  
16 19.54  
17



## Heat 2 - Round 4 (13.5 Stock)

Pos	Car	Form	Name	Car Make	Result	Ave	Best
1	1	F2	Mike Vorley	Schumacher	18 / 306.45	17.02	16.09
2	2		Keith Aldridge	Photon	18 / 310.03	17.22	16.15
3	4	F2	Chris Howard	Schumacher	17 / 307.50	18.08	16.85
4	3	F2	Andy Lewis	Xray	16 / 314.22	19.63	18.06
5	5		David Chieng	Tamiya	14 / 301.58	21.54	17.81

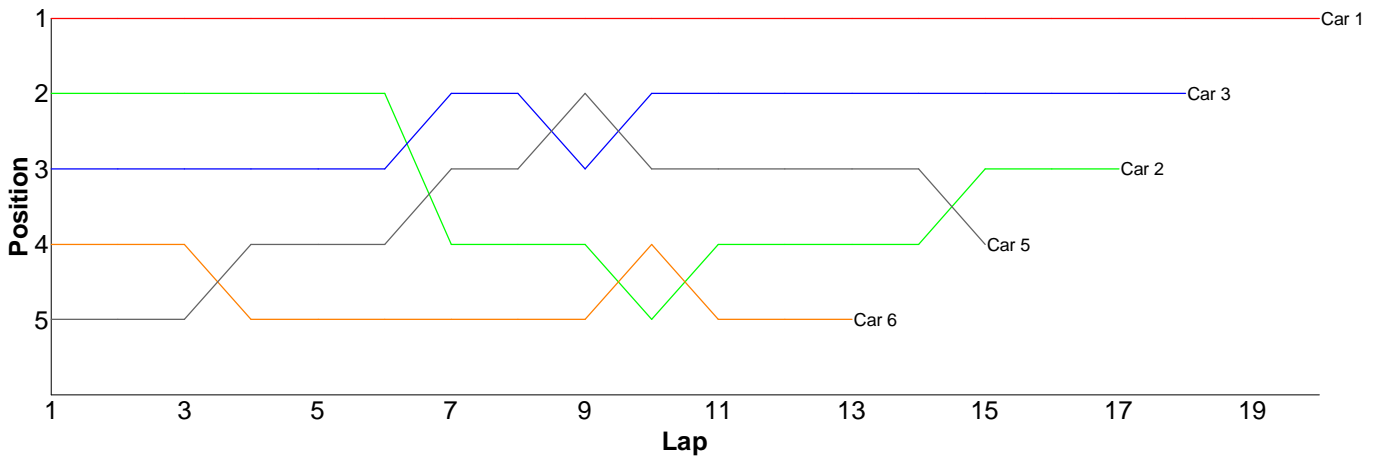
Lap	Car 1	Car 2	Car 3	Car 4	Car 5
1	17.36	16.83	18.43	18.11	31.39
2	16.09	16.47	19.81	17.15	18.68
3	21.55	17.14	18.06	18.28	21.57
4	19.21	16.15	19.00	17.22	18.54
5	16.77	16.66	19.24	16.85	17.81
6	16.80	16.93	19.25	17.21	20.06
7	16.28	17.27	20.01	19.12	28.48
8	17.66	17.37	18.99	20.38	19.35
9	16.61	18.16	18.52	18.36	18.94
10	16.15	17.48	20.97	17.98	19.89
11	16.29	17.25	22.67	17.71	18.02
12	16.18	16.44	22.72	19.72	21.10
13	16.31	22.01	18.70	17.28	22.82
14	16.39	17.53	20.92	17.60	24.93
15	16.66	16.52	18.38	17.09	
16	16.60	16.27	18.55	17.50	
17	16.27	16.83		19.94	
18	17.27	16.72			
19					



# Heat 3 - Round 4 (13.5 Stock)

Pos	Car	Form	Name	Car Make	Result	Ave	Best
1	1	F2	Gary Fuller	Schumacher	20 / 313.84	15.69	15.25
2	3	F2	Kyle Fuller (J)	Xray	18 / 305.52	16.97	15.97
3	2	F2	Neil Talbot	Xray	17 / 302.54	17.79	15.40
4	5	F2	Gerald Page	Tamiya	15 / 265.42	17.69	16.20
5	6	F2	Scott Stokes	Xray	13 / 237.25	18.25	16.04
6	4	F2	Kieran Stokes (J)	Xray	0 / 0.00	0.00	0.00

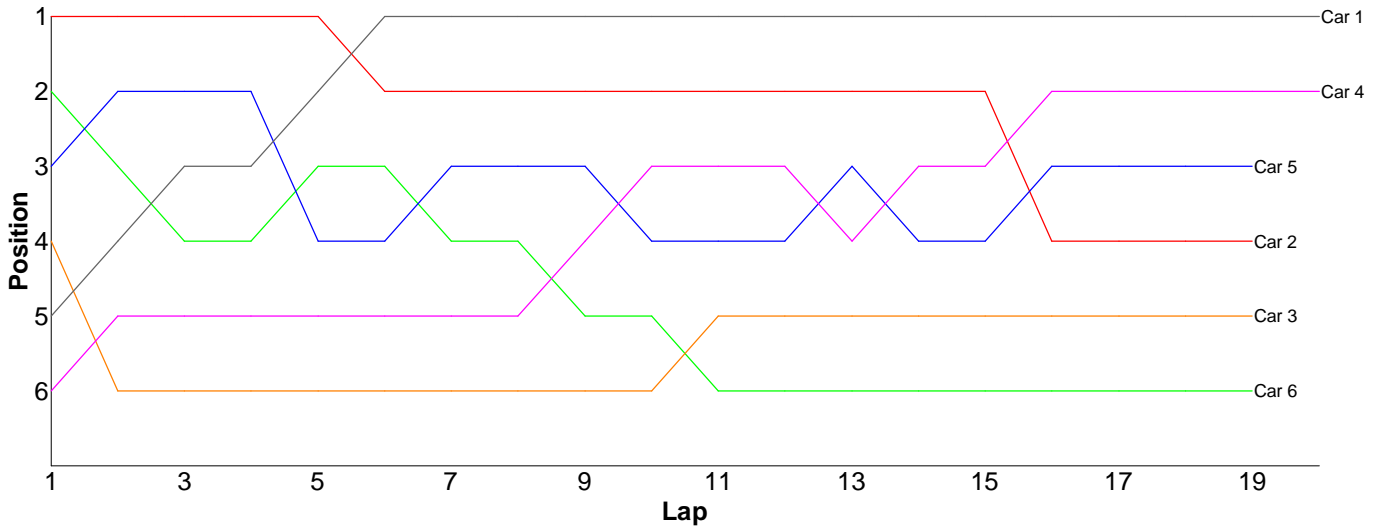
Lap	Car 1	Car 2	Car 3	Car 4	Car 5	Car 6
1	15.87	15.97	16.21		19.94	18.68
2	16.09	16.03	16.53		17.41	17.43
3	15.49	15.83	15.99		16.20	16.04
4	16.02	16.07	16.39		21.38	26.75
5	15.67	18.23	19.50		16.41	16.65
6	15.32	15.72	16.84		16.50	17.08
7	15.54	27.59	16.60		16.68	21.68
8	15.33	23.35	22.08		16.59	16.92
9	15.82	15.76	18.01		16.60	16.40
10	16.47	19.96	15.97		17.37	16.84
11	15.96	16.12	16.14		18.00	17.03
12	15.25	15.40	16.78		17.88	18.64
13	15.73	15.86	16.36		18.01	17.11
14	15.34	15.97	16.35		17.87	
15	15.83	15.79	16.80		18.58	
16	15.38	15.81	16.21			
17	15.82	23.08	16.28			
18	15.49		16.48			
19	15.63					
20	15.79					
21						



# Heat 4 - Round 4 (13.5 Stock)

Pos	Car	Form	Name	Car Make	Result	Ave	Best
1	1	F1	Brian Killick	Xray	20 / 312.18	15.60	15.21
2	4	F2	David Johnson	Schumacher	20 / 313.31	15.66	15.12
3	5	F2	Jon Wilkins	Schumacher	19 / 300.87	15.83	15.15
4	2	F1	James Davis	Tamiya	19 / 301.92	15.89	15.13
5	3	F1	Anthony Pedder	Schumacher	19 / 301.98	15.89	15.12
6	6	F2	Kevin Bissell	Xray	19 / 307.39	16.17	15.77

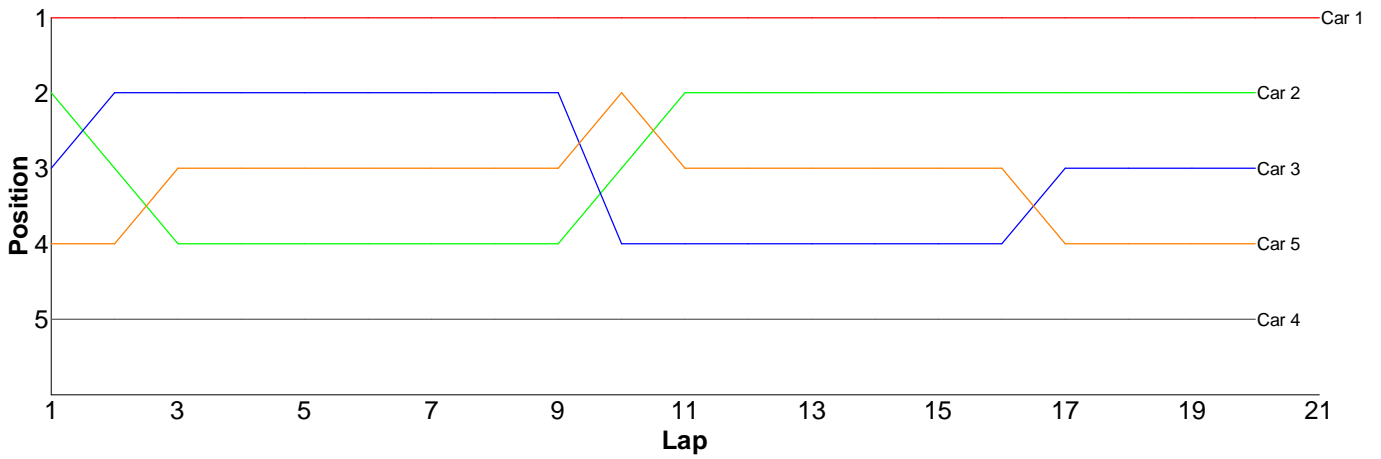
Lap	Car 1	Car 2	Car 3	Car 4	Car 5	Car 6
1	16.58	15.94	16.18	19.22	16.08	15.94
2	15.74	15.31	19.75	15.41	15.65	15.89
3	15.48	15.78	15.85	15.35	15.32	16.08
4	15.36	15.13	15.12	16.41	15.83	15.77
5	15.29	15.83	15.47	15.63	18.13	16.10
6	15.45	16.86	15.82	15.62	15.45	15.88
7	15.21	15.19	15.51	15.51	15.15	16.26
8	15.43	16.55	15.92	15.27	15.71	15.96
9	15.69	15.59	16.12	15.12	15.42	16.95
10	15.22	15.75	15.51	15.12	15.99	16.04
11	15.45	15.43	15.57	15.48	15.52	16.27
12	15.25	15.48	15.64	15.13	15.43	15.79
13	15.63	15.49	15.90	16.15	15.43	16.52
14	16.14	15.57	15.59	15.15	15.68	16.20
15	15.43	15.46	15.72	15.24	16.21	16.04
16	15.39	19.35	15.42	15.72	16.31	16.35
17	15.75	15.57	15.72	15.27	15.81	16.16
18	15.76	15.69	15.45	15.81	15.75	16.80
19	15.72	15.95	15.72	15.44	16.00	16.39
20	16.21			15.26		
21						



# Heat 5 - Round 4 (10.5 ProStk)

Pos	Car	Form	Name	Car Make	Result	Ave	Best
1	1	F1	Ori Sohachevsky	Schumacher	21 / 306.11	14.57	14.30
2	2	F1	Jamie Vassallo	Schumacher	20 / 304.63	15.23	14.31
3	3		Nick Adams	Schumacher	20 / 306.82	15.34	14.64
4	5		Dave Skelton	Xray	20 / 308.74	15.43	15.01
5	4		Joe Jenyavanija	Schumacher	20 / 314.98	15.74	14.99

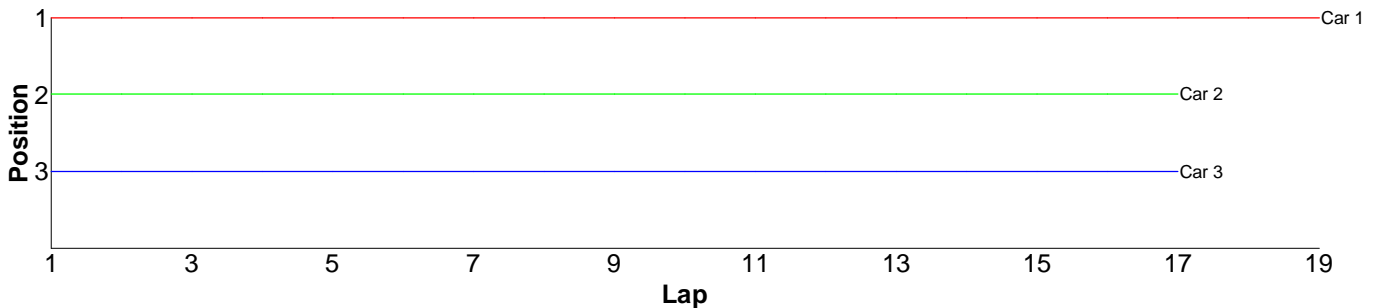
Lap	Car 1	Car 2	Car 3	Car 4	Car 5
1	14.44	14.77	15.06	19.87	15.52
2	14.39	15.12	14.67	15.80	15.18
3	14.87	16.29	15.04	15.39	15.41
4	14.89	19.87	15.40	15.27	15.43
5	14.46	15.05	14.95	14.99	15.01
6	14.66	14.91	15.04	15.35	15.77
7	14.33	14.77	15.42	16.22	15.82
8	14.30	14.31	14.64	15.35	15.11
9	14.31	14.56	14.74	15.47	15.26
10	14.33	14.32	22.61	16.04	15.21
11	14.39	14.61	15.03	15.49	15.16
12	14.47	14.58	14.98	15.38	16.11
13	14.70	14.42	14.98	16.11	15.32
14	14.64	17.97	14.90	15.34	16.08
15	14.77	15.90	14.91	15.59	15.50
16	14.77	14.61	14.87	15.18	15.20
17	14.83	14.69	14.81	15.52	15.44
18	14.67	14.40	15.02	15.21	15.31
19	14.84	15.07	15.11	15.83	15.49
20	14.57	14.41	14.64	15.58	15.41
21	14.48				
22					



## Heat 6 - Round 4 (GT1)

Pos	Car	Form	Name	Car Make	Result	Ave	Best
1	1		Nigel Moss	CRC	19 / 314.88	16.57	15.73
2	2		Mike Vorley	Xray	17 / 304.38	17.90	16.49
3	3		Keith Aldridge	Associated	17 / 305.31	17.95	15.94
4	4		Mark Fagan	Associated	0 / 0.00	0.00	0.00

Lap	Car 1	Car 2	Car 3	Car 4
1	16.55	17.21	22.10	
2	16.04	17.66	17.87	
3	15.87	17.43	17.74	
4	15.87	16.78	16.59	
5	15.73	16.49	17.38	
6	17.81	20.15	16.96	
7	15.94	16.65	29.89	
8	15.96	18.02	17.04	
9	16.65	18.46	16.96	
10	16.09	18.92	16.87	
11	16.34	18.00	16.68	
12	18.51	16.84	16.13	
13	16.64	20.17	16.62	
14	16.62	17.24	15.94	
15	17.39	17.69	17.13	
16	17.61	18.37	17.08	
17	15.97	18.30	16.33	
18	17.18			
19	16.11			
20				

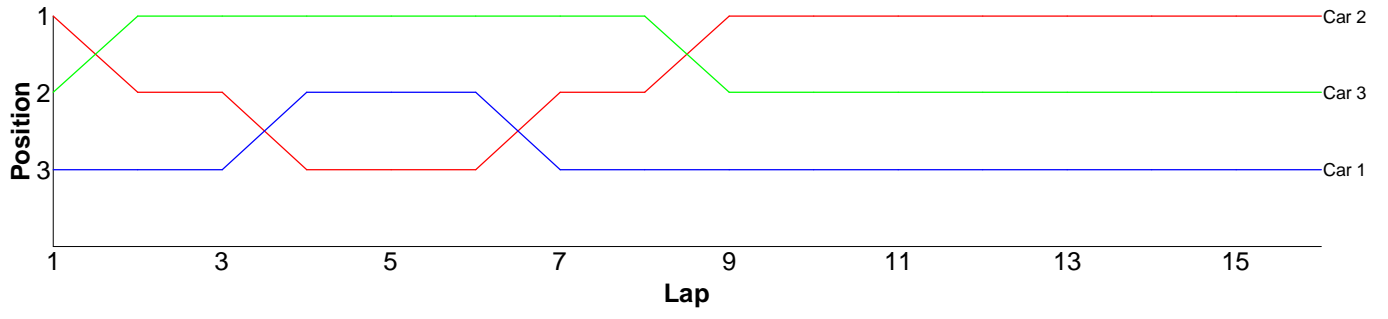


## Heat 1 - Round 5 (17.5 Sport)

Pos	Car	Form	Name	Car Make	Result	Ave	Best
1	2	F2	Mick Barnes	Xray	16 / 302.02	18.87	17.86
2	3	F2	Gareth Harding	Hot Bodies	16 / 304.07	19.00	17.97
=3	1	F2	Bradley Killick (J)	Xray	0 / 0.00	0.00	18.96
=3	4	F2	Jason Elliot	Associated	0 / 0.00	0.00	0.00

Lap	Car 1	Car 2	Car 3	Car 4
1	19.86	18.43	18.83	
2	19.61	19.79	19.05	
3	20.08	20.03	18.18	
4	19.52	22.81	18.12	
5	19.16	17.94	18.41	
6	18.96	19.00	18.18	
7	19.78	18.35	18.77	
8	22.36	18.62	18.98	
9	19.04	18.42	26.14	
10	19.70	18.32	18.07	
11	19.71	18.71	17.97	
12	19.24	17.86	18.89	
13	19.55	18.51	17.98	

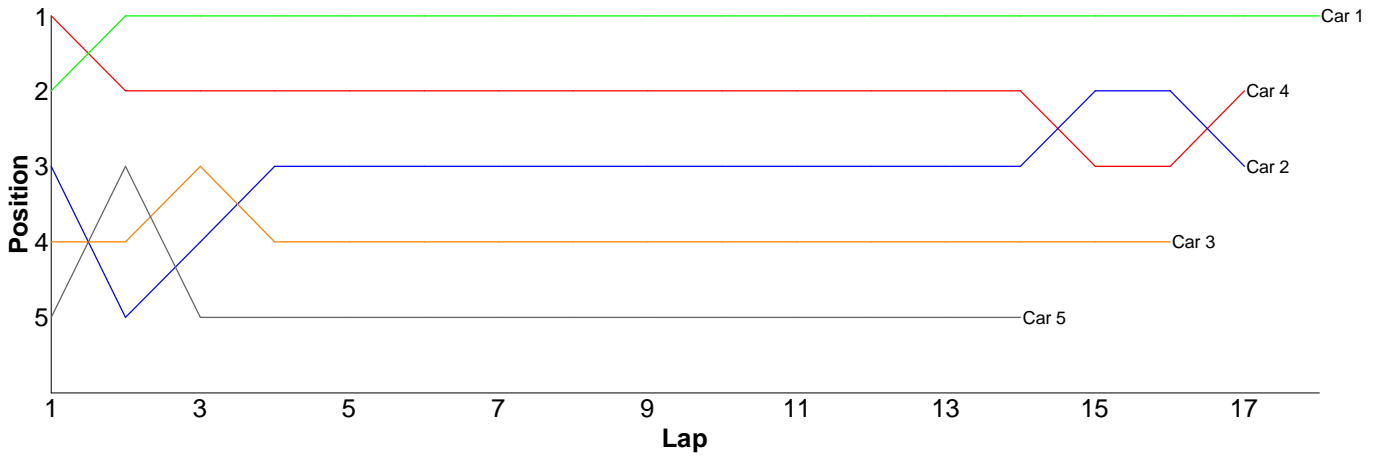
14 19.33 18.31 18.33  
15 23.95 18.71 19.54  
16 20.55 18.21 18.63  
17



## Heat 2 - Round 5 (13.5 Stock)

Pos	Car	Form	Name	Car Make	Result	Ave	Best
1	1	F2	Mike Vorley	Schumacher	18 / 301.00	16.72	15.79
2	4	F2	Chris Howard	Schumacher	17 / 305.91	17.99	16.78
3	2		Keith Aldridge	Photon	17 / 306.23	18.01	16.46
4	3	F2	Andy Lewis	Xray	16 / 303.65	18.97	16.88
5	5		David Chieng	Tamiya	14 / 304.86	21.77	18.16

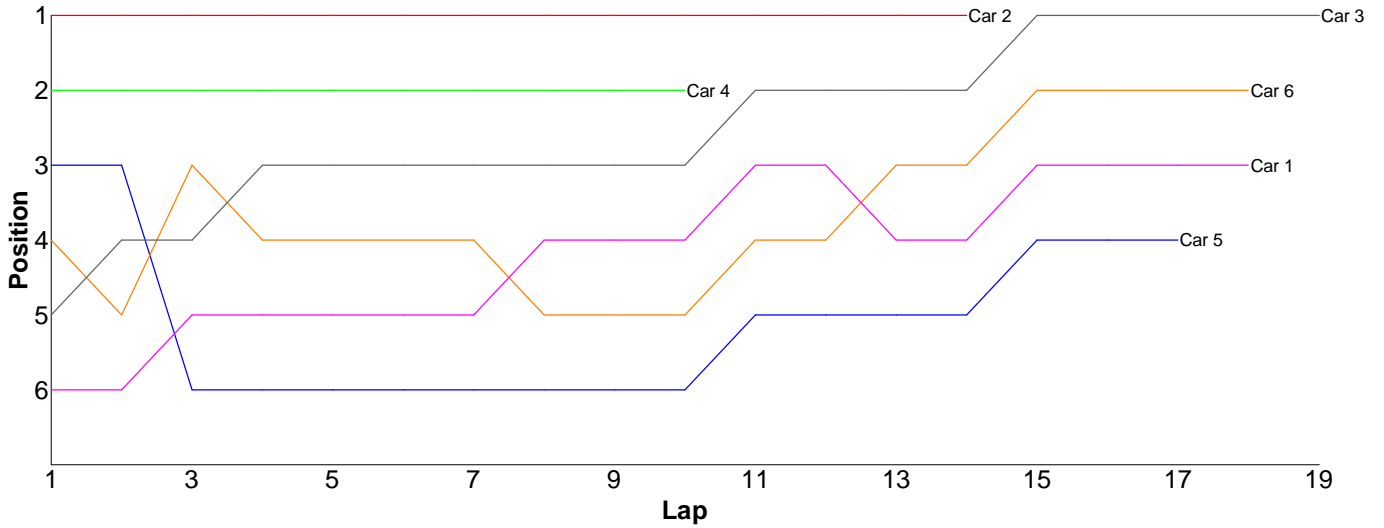
Lap	Car 1	Car 2	Car 3	Car 4	Car 5
1	17.87	18.15	18.52	17.64	19.35
2	16.53	25.97	24.38	19.07	20.18
3	16.49	17.43	17.91	18.19	23.08
4	16.32	16.56	17.40	17.27	34.05
5	16.56	16.50	17.54	17.44	19.95
6	16.08	17.18	17.87	17.26	19.17
7	17.18	16.77	21.31	17.73	18.16
8	16.26	16.53	17.44	16.84	22.71
9	19.50	16.73	17.34	17.39	20.37
10	16.80	16.85	16.88	18.30	21.87
11	16.64	17.51	17.80	16.94	20.92
12	15.79	16.55	17.26	17.09	19.09
13	16.66	16.46	24.13	16.78	20.10
14	16.64	19.49	17.67	20.33	25.86
15	16.65	17.16	19.37	18.74	
16	15.91	17.51	20.83	17.43	
17	16.71	22.88		21.47	
18	16.41				
19					



# Heat 3 - Round 5 (13.5 Stock)

Pos	Car	Form	Name	Car Make	Result	Ave	Best
1	3	F2	Kyle Fuller (J)	Xray	19 / 305.32	16.06	15.65
2	6	F2	Scott Stokes	Xray	18 / 301.97	16.77	16.24
3	1	F2	Gary Fuller	Schumacher	18 / 303.53	16.86	14.88
4	5	F2	Gerald Page	Tamiya	17 / 300.13	17.65	15.86
5	2	F2	Neil Talbot	Xray	14 / 217.13	15.50	15.01
6	4	F2	Kieran Stokes (J)	Xray	10 / 158.76	15.87	15.39

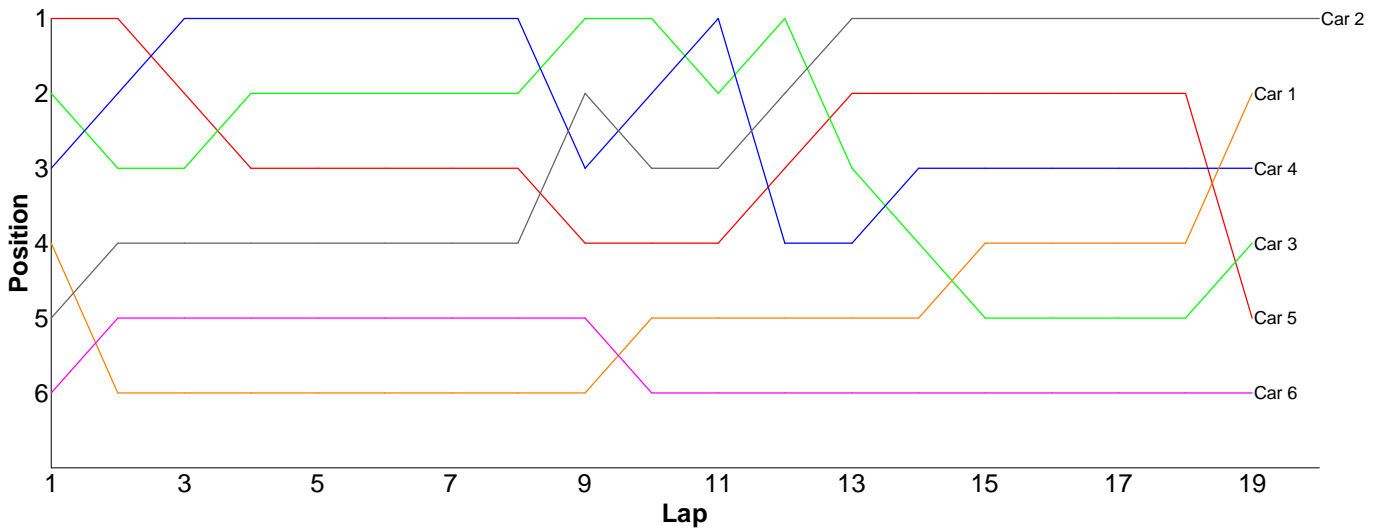
Lap	Car 1	Car 2	Car 3	Car 4	Car 5	Car 6
1	19.85	15.91	16.72	15.98	16.09	16.68
2	15.51	15.01	16.24	15.73	16.48	16.58
3	15.47	15.61	16.73	16.23	19.13	16.24
4	23.25	15.71	15.74	15.63	23.01	16.98
5	15.10	15.49	16.18	15.56	16.17	17.83
6	15.44	15.06	15.84	16.11	16.38	17.59
7	15.27	15.71	15.79	15.68	15.86	16.87
8	15.04	15.76	15.89	15.39	17.13	16.82
9	15.20	15.76	15.87	15.81	16.55	16.92
10	14.88	15.47	15.88	16.64	17.03	16.94
11	15.58	15.30	16.12		16.87	16.62
12	15.39	15.12	16.11		18.24	16.48
13	25.70	15.37	16.53		17.65	16.58
14	18.25	15.85	15.88		17.94	16.64
15	15.67		16.10		17.97	16.48
16	15.25		15.94		18.42	16.43
17	16.36		16.03		19.21	16.80
18	16.32		15.65			16.49
19			16.08			
20						



# Heat 4 - Round 5 (13.5 Stock)

Pos	Car	Form	Name	Car Make	Result	Ave	Best
1	2	F1	James Davis	Tamiya	20 / 308.57	15.42	14.78
2	1	F1	Brian Killick	Xray	19 / 300.50	15.81	15.22
3	4	F2	David Johnson	Schumacher	19 / 302.13	15.90	14.65
4	3	F1	Anthony Pedder	Schumacher	19 / 303.92	15.99	14.87
5	5	F2	Jon Wilkins	Schumacher	19 / 311.44	16.39	14.89
6	6	F2	Kevin Bissell	Xray	19 / 314.67	16.56	15.88

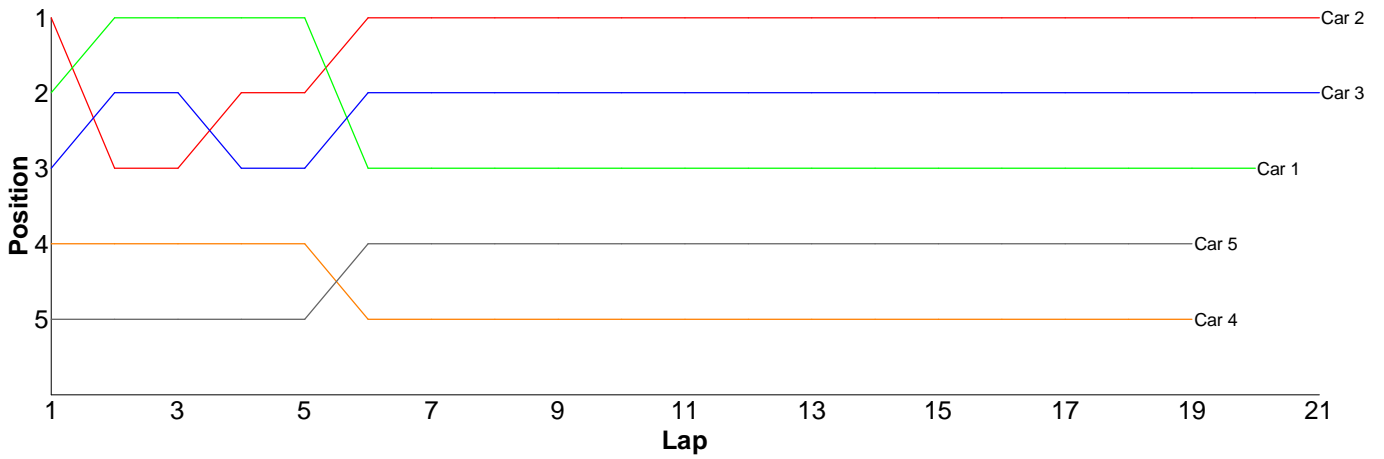
Lap	Car 1	Car 2	Car 3	Car 4	Car 5	Car 6
1	15.92	15.98	15.42	15.48	14.89	17.20
2	21.40	15.50	15.53	14.74	15.23	16.36
3	15.61	15.07	14.92	14.95	15.33	15.91
4	15.41	15.48	15.16	14.65	15.68	15.94
5	15.27	15.21	15.20	15.37	15.46	15.88
6	15.74	15.39	15.53	15.18	15.28	16.01
7	15.96	14.78	14.87	14.96	15.41	15.94
8	15.27	15.42	15.36	16.16	15.42	16.33
9	15.45	15.20	15.57	16.54	16.90	15.94
10	15.31	15.65	15.63	15.64	15.99	15.99
11	16.10	15.32	15.50	14.86	16.07	16.00
12	15.53	15.52	15.28	22.24	15.42	16.15
13	15.43	15.29	20.50	15.79	15.71	16.16
14	15.31	15.35	18.55	15.86	15.25	16.02
15	15.49	15.32	18.45	15.05	15.67	16.27
16	15.30	15.40	15.57	14.88	16.00	16.92
17	15.22	15.73	15.49	14.77	15.72	16.49
18	15.28	15.59	15.83	15.22	15.75	22.13
19	15.50	15.52	15.56	19.79	30.26	17.03
20		15.85				
21						



# Heat 5 - Round 5 (10.5 ProStk)

Pos	Car	Form	Name	Car Make	Result	Ave	Best
1	2	F1	Jamie Vassallo	Schumacher	21 / 311.95	14.85	14.26
2	3		Nick Adams	Schumacher	21 / 314.00	14.95	14.42
3	1	F1	Ori Sohachevsky	Schumacher	20 / 304.70	15.23	14.33
4	5		Dave Skelton	Xray	19 / 300.32	15.80	15.31
5	4		Joe Jenyavanija	Schumacher	19 / 305.53	16.08	14.98

Lap	Car 1	Car 2	Car 3	Car 4	Car 5
1	15.10	14.70	15.14	15.30	15.58
2	14.37	15.26	14.42	15.28	15.42
3	14.33	14.67	14.54	14.98	15.37
4	14.42	14.26	15.18	15.39	16.09
5	14.68	14.32	14.63	15.01	17.79
6	18.03	14.44	14.65	20.97	15.55
7	14.71	14.51	14.82	15.18	15.47
8	14.55	14.43	14.48	15.08	15.38
9	14.46	14.68	14.66	18.87	15.40
10	14.43	14.93	14.85	17.41	15.32
11	17.80	14.46	16.68	15.14	15.59
12	14.80	15.32	14.88	15.44	15.58
13	19.59	14.87	14.55	19.48	17.57
14	15.05	14.97	14.85	15.22	16.68
15	14.70	14.47	14.83	15.19	15.37
16	14.51	14.70	14.98	15.37	15.72
17	14.97	14.82	15.21	15.37	15.78
18	14.86	17.41	15.29	15.36	15.35
19	14.58	14.76	15.33	15.49	15.31
20	14.76	14.63	15.14		
21		15.34	14.89		
22					



# Heat 6 - Round 5 (GT1)

Pos	Car	Form	Name	Car Make	Result	Ave	Best
1	2		Mike Vorley	Xray	17 / 318.39	18.72	17.10
2	3		Keith Aldridge	Associated	16 / 300.27	18.76	16.37
3	1		Nigel Moss	CRC	12 / 206.57	17.21	15.81
4	4		Mark Fagan	Associated	0 / 0.00	0.00	0.00

Lap	Car 1	Car 2	Car 3	Car 4
1	17.73	17.75	21.47	
2	16.19	20.94	18.27	
3	15.81	18.49	17.20	
4	18.04	18.94	23.31	
5	16.16	19.78	20.16	
6	17.83	18.38	17.05	
7	16.55	20.55	17.70	
8	15.87	20.97	18.04	
9	20.00	17.41	16.83	
10	16.04	17.74	16.37	
11	16.54	17.13	16.98	
12	19.81	18.36	25.64	
13		17.89	17.49	
14		19.23	18.62	
15		17.10	16.63	
16		18.34	18.51	
17		19.39		
18				

