

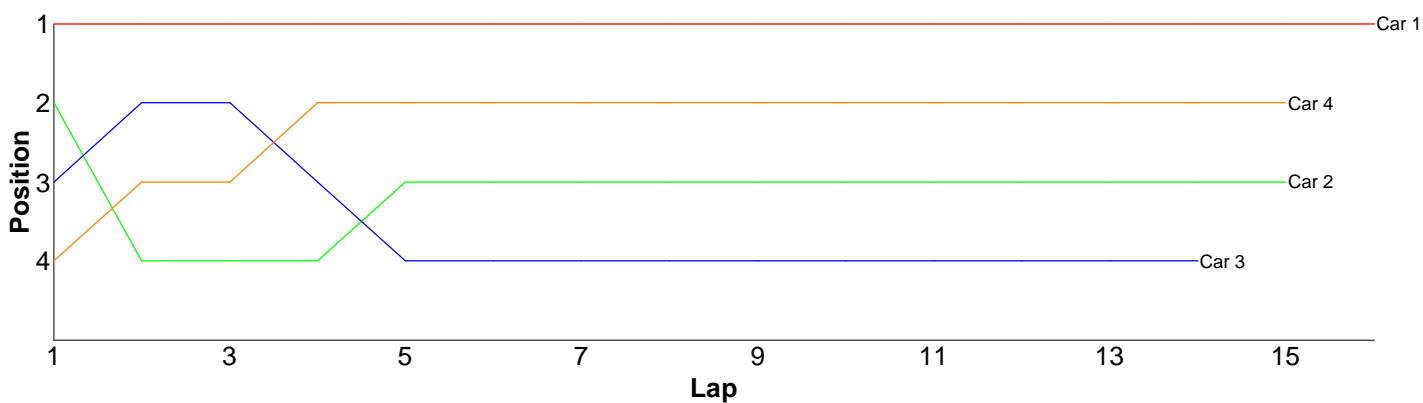
AMCC Summer Series 2010: 16/05/2010

Race Results

17.5 Sport - A Final

Pos	Car	Form	Name	Car Make	Result	Ave	Best
1	1	F2	Mick Barnes	Xray	16 / 301.15	18.82	18.01
2	4	F2	Jason Elliot	Associated	15 / 300.59	20.03	18.53
3	2	F2	Gareth Harding	Hot Bodies	15 / 302.20	20.14	17.93
4	3	F2	Bradley Killick (J)	Xray	14 / 333.69	23.83	19.29

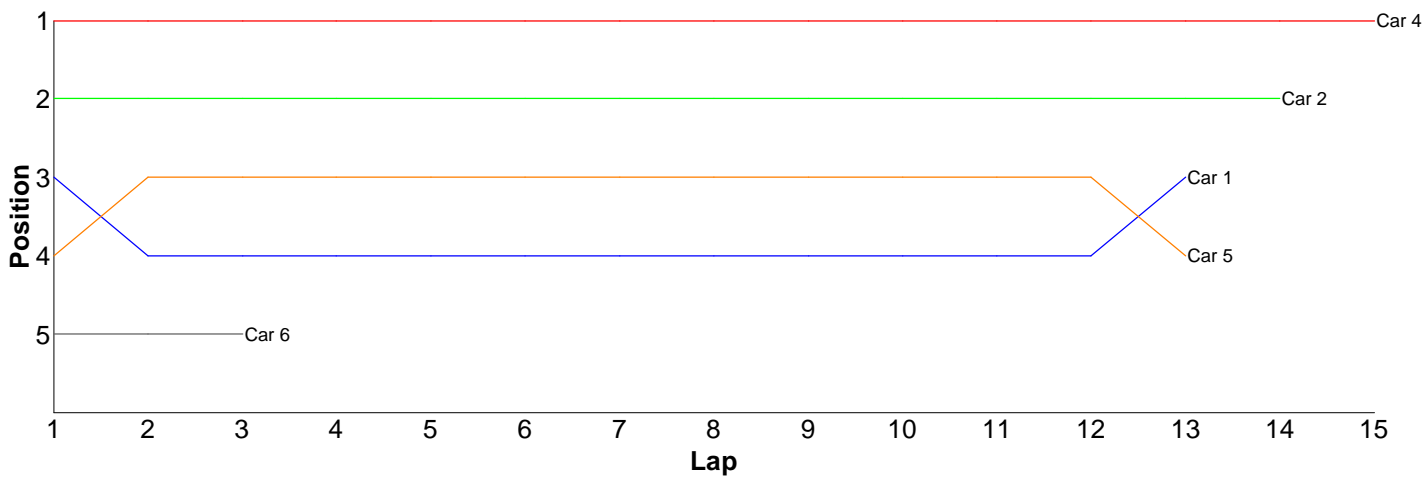
Lap	Car 1	Car 2	Car 3	Car 4
1	10.90	11.04	12.26	13.57
2	20.14	26.81	20.46	21.18
3	18.51	28.93	19.29	20.01
4	19.53	19.15	31.25	18.90
5	18.10	17.93	32.91	19.56
6	18.33	18.48	19.37	19.18
7	18.99	18.49	23.17	18.79
8	18.21	19.05	22.34	18.87
9	18.41	18.82	20.36	18.59
10	18.26	19.94	21.05	18.53
11	18.52	18.60	21.24	19.03
12	18.03	18.29	23.02	19.35
13	18.12	18.75	30.39	19.06
14	18.01	23.45	36.58	26.33
15	23.27	24.47		29.64
16	25.82			
17				



13.5 Stock - B Final

Pos	Car	Form	Name	Car Make	Result	Ave	Best
1	4	F2	Gerald Page	Tamiya	15 / 321.10	21.40	20.69
2	2	F2	Scott Stokes	Xray	14 / 327.29	23.37	21.99
3	1	F2	Mike Vorley	Schumacher	13 / 313.34	24.10	21.24
4	5	F2	Chris Howard	Schumacher	13 / 314.79	24.21	23.28
5	6	F2	Andy Lewis	Xray	3 / 123.92	41.30	30.50
=6	3		Keith Aldridge	Photon	0 / 0.00	0.00	0.00
=6	7		David Chieng	Tamiya	0 / 0.00	0.00	0.00

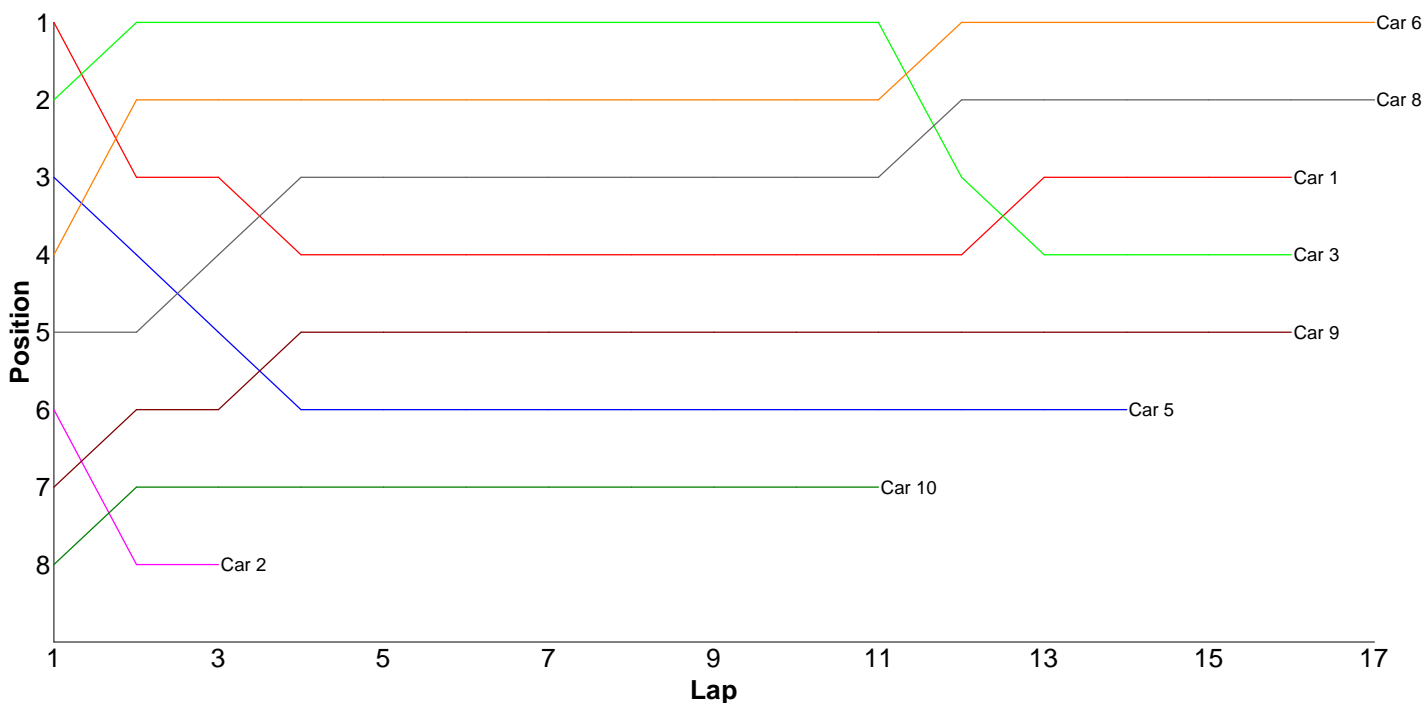
Lap	Car 1	Car 2	Car 3	Car 4	Car 5	Car 6	Car 7
1	15.53	13.35		12.64	15.75	22.55	
2	27.58	23.88		21.38	23.90	30.50	
3	29.45	21.99		21.21	23.28	70.87	
4	21.29	22.15		20.69	23.76		
5	32.38	23.87		21.68	23.68		
6	21.59	22.72		22.74	25.23		
7	23.85	24.27		21.94	24.61		
8	29.55	26.68		22.69	24.71		
9	23.62	23.75		22.67	24.36		
10	22.40	23.43		23.21	26.10		
11	23.07	23.72		23.15	24.42		
12	21.24	24.63		22.46	28.00		
13	21.79	24.44		21.88	26.99		
14		28.41		21.31			
15				21.45			
16							



13.5 Stock - A Final

Pos	Car	Form	Name	Car Make	Result	Ave	Best
1	6	F1	Anthony Pedder	Schumacher	17 / 314.91	18.52	17.82
2	8	F2	Kevin Bissell	Xray	17 / 315.36	18.55	17.91
3	1	F1	James Davis	Tamiya	16 / 300.78	18.79	17.68
4	3	F2	David Johnson	Schumacher	16 / 302.07	18.87	17.82
5	9	F2	Neil Talbot	Xray	16 / 309.02	19.31	18.47
6	5	F2	Jon Wilkins	Schumacher	14 / 300.70	21.47	18.80
7	10	F2	Kieran Stokes (J)	Xray	11 / 265.78	24.16	21.15
8	2	F1	Brian Killick	Xray	3 / 87.59	29.19	36.18
=9	4	F2	Gary Fuller	Schumacher	0 / 0.00	0.00	0.00
=9	7	F2	Kyle Fuller (J)	Xray	0 / 0.00	0.00	0.00

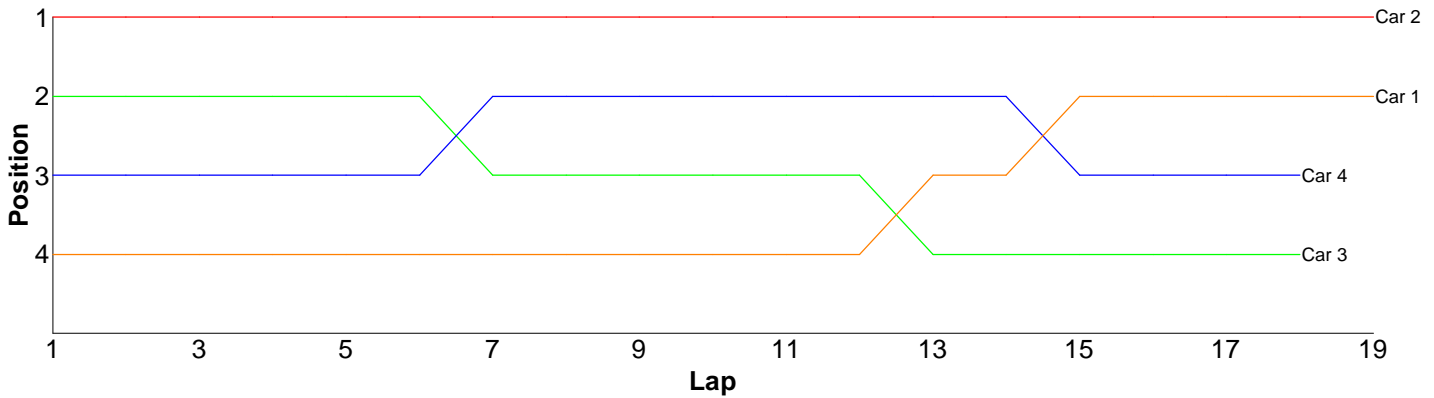
Lap	Car 1	Car 2	Car 3	Car 4	Car 5	Car 6	Car 7	Car 8	Car 9	Car 10
1	11.19	15.01	11.34		13.08	13.42		13.95	19.46	22.37
2	23.34	36.40	19.71		21.56	20.71		20.81	20.39	22.79
3	20.22	36.18	19.74		20.89	19.48		20.06	20.36	21.80
4	22.16		19.30		25.83	19.47		19.62	19.68	30.09
5	19.71		19.04		20.76	20.12		19.38	19.50	21.15
6	19.08		18.81		23.15	18.80		19.03	18.96	23.46
7	18.76		18.78		24.25	18.90		18.92	19.76	21.17
8	18.66		21.63		22.64	18.83		19.03	19.71	31.15
9	18.80		18.21		20.75	18.49		18.38	19.05	22.42
10	18.31		18.47		26.81	18.55		18.58	20.11	23.59
11	18.13		17.82		18.80	18.08		18.42	18.83	25.79
12	17.91		22.77		20.74	19.27		18.82	18.70	
13	17.68		18.71		21.36	18.57		18.29	18.63	
14	19.17		21.02		20.08	17.98		17.91	18.48	
15	17.94		18.57			17.82		18.19	18.47	
16	19.72		18.15			17.90		18.02	18.93	
17						18.52		17.95		
18										



10.5 ProStk - A Final

Pos	Car	Form	Name	Car Make	Result	Ave	Best
1	2	F1	Jamie Vassallo	Schumacher	19 / 315.28	16.59	16.13
2	1	F1	Ori Sohachevsky	Schumacher	19 / 315.48	16.60	15.51
3	4		Dave Skelton	Xray	18 / 305.11	16.95	16.39
4	3		Nick Adams	Schumacher	18 / 307.32	17.07	16.81
5	5		Joe Jenyavanija	Schumacher	0 / 0.00	0.00	0.00

Lap	Car 1	Car 2	Car 3	Car 4	Car 5
1	13.43	10.27	12.70	13.01	
2	24.82	17.95	17.99	18.68	
3	17.43	17.47	17.39	17.11	
4	18.67	17.29	17.89	17.93	
5	16.82	16.77	17.09	17.15	
6	16.88	16.42	17.17	16.76	
7	16.73	16.58	17.34	16.92	
8	16.20	16.41	17.30	16.99	
9	15.91	16.62	17.16	16.56	
10	15.73	16.13	17.09	16.86	
11	15.79	16.51	18.04	16.72	
12	16.03	16.34	17.04	16.66	
13	16.11	16.37	17.50	16.39	
14	15.89	16.97	16.91	16.75	
15	15.71	17.09	17.16	20.10	
16	15.51	17.18	17.81	16.97	
17	16.07	17.35	16.81	16.87	
18	15.68	17.27	16.93	16.68	
19	16.07	18.29			
20					



GT1 - A Final

Pos	Car	Form	Name	Car Make	Result	Ave	Best
=1	1		Nigel Moss	CRC	0 / 0.00	0.00	0.00
=1	2		Mike Vorley	Xray	0 / 0.00	0.00	0.00
=1	3		Keith Aldridge	Associated	0 / 0.00	0.00	0.00

Lap	Car 1	Car 2	Car 3
-----	-------	-------	-------

1

Produced by RC-Timing 2010 on 18 May 2010, 8:27 PM. www.RC-Timing.com