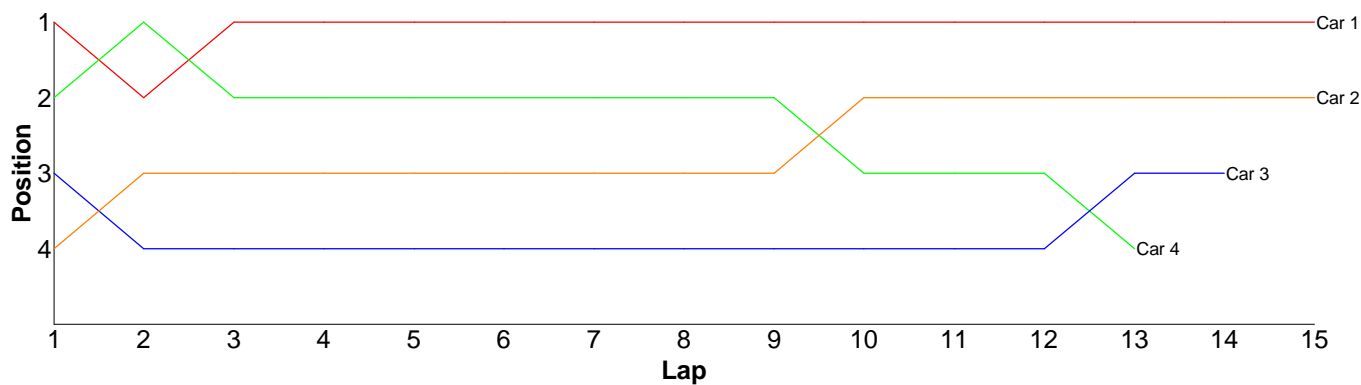


Race Results

Heat 1 - Round 1 (17.5 Sport)

Pos	Car	Form	Name	Car Make	Result	Ave	Best
1	1	F2	Gareth Harding	Hot Bodies	15 / 306.51	20.43	19.36
2	2	F3	Paul Taylor	Schumacher	15 / 312.21	20.81	19.16
3	3	F2	Jason Elliot	Associated	14 / 304.20	21.72	20.30
4	4	F2	Ed Benn	Xray	13 / 283.29	21.79	20.77

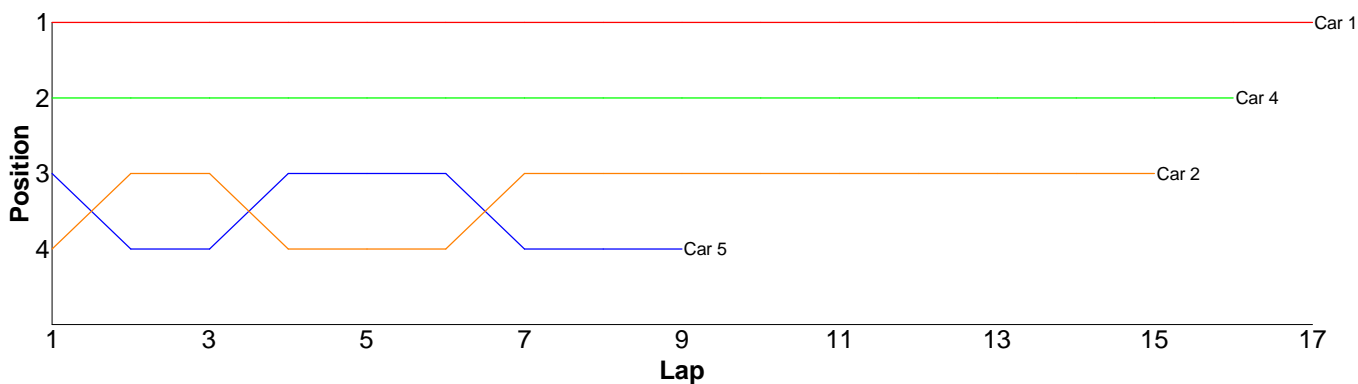
Lap	Car 1	Car 2	Car 3	Car 4
1	20.15	30.00	28.56	21.93
2	23.59	20.07	21.64	20.82
3	19.96	20.25	20.96	21.43
4	19.61	20.24	20.30	22.06
5	19.36	19.56	20.44	21.32
6	19.37	22.80	21.03	20.97
7	19.92	20.39	20.80	20.85
8	20.44	19.16	21.93	20.94
9	19.41	20.03	20.43	20.77
10	19.91	20.06	20.64	21.61
11	19.82	19.62	20.81	23.17
12	20.58	19.97	23.22	22.59
13	20.47	19.47	21.24	24.83
14	20.09	20.08	22.20	
15	23.83	20.51		
16				



Heat 2 - Round 1 (17.5 Sport)

Pos	Car	Form	Name	Car Make	Result	Ave	Best
1	1		Rob Baxter	Yokomo	17 / 308.47	18.14	17.57
2	4	F2	Matthew Mills (J)	Xray	16 / 315.37	19.71	18.76
3	2	F2	Bradley Killick (J)	Xray	15 / 319.14	21.27	19.74
4	5	F2	Mick Barnes	Xray	9 / 209.54	23.28	19.70
5	3	F2	Chris Howard	Schumacher	0 / 0.00	0.00	0.00

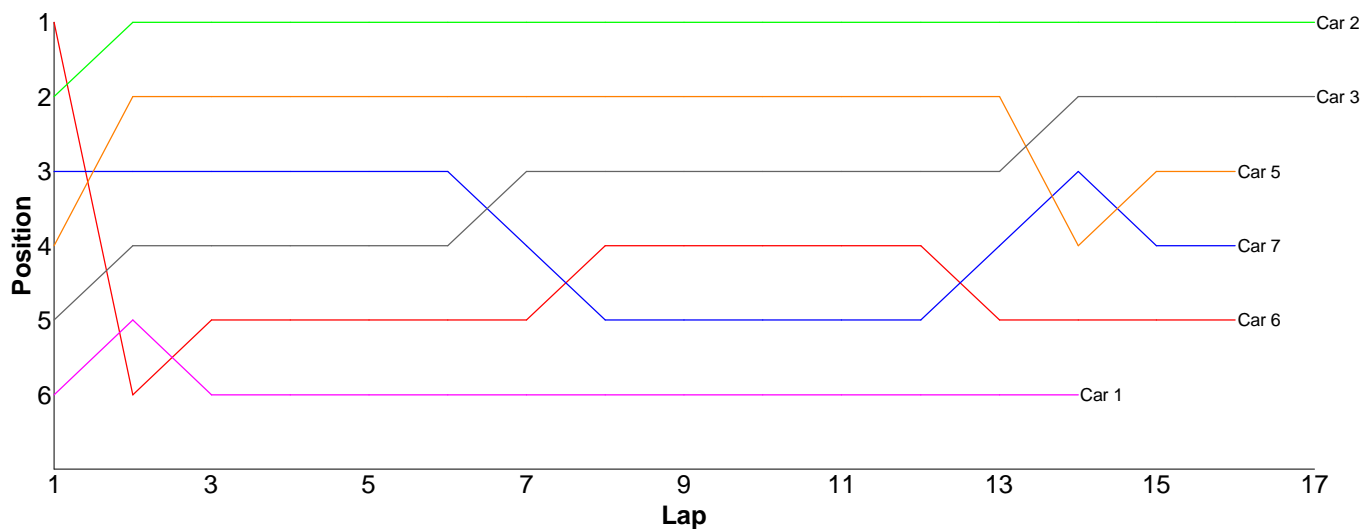
Lap	Car 1	Car 2	Car 3	Car 4	Car 5
1	17.97	20.21		19.19	19.70
2	17.96	22.13		19.62	24.34
3	18.07	20.28		19.43	20.51
4	17.57	22.30		21.07	20.10
5	18.10	26.11		20.57	20.16
6	17.98	21.01		19.91	20.16
7	18.46	22.27		20.05	30.39
8	18.48	20.85		19.30	28.29
9	18.40	21.17		19.54	25.89
10	18.46	20.50		19.09	
11	18.54	21.11		18.76	
12	18.06	19.74		19.97	
13	18.11	19.77		19.61	
14	18.36	21.29		19.33	
15	18.09	20.40		19.69	
16	17.85			20.24	
17	18.01				
18					



Heat 3 - Round 1 (13.5 Stock)

Pos	Car	Form	Name	Car Make	Result	Ave	Best
1	2	F2	Dave Skelton	Xray	17 / 300.18	17.65	16.52
2	3	F2	Gerald Page	Tamiya	17 / 315.65	18.56	17.94
3	5	F2	Stephen Mills	Schumacher	16 / 302.29	18.89	17.42
4	7		Keith Aldridge	Photon	16 / 303.63	18.97	17.76
5	6	F2	Scott Stokes	Xray	16 / 309.86	19.36	16.85
6	1	F2	Ian Cairns	Schumacher	14 / 306.84	21.91	18.08
7	4	F2	Andrew Mills	Xray	0 / 0.00	0.00	0.00

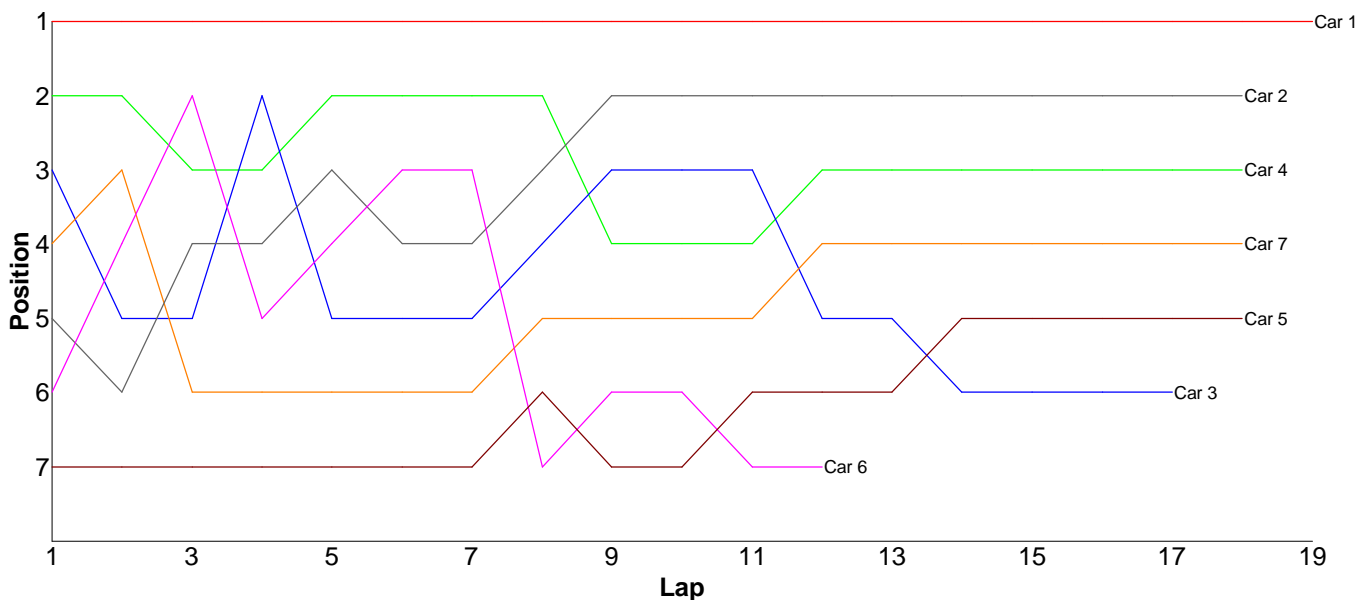
Lap	Car 1	Car 2	Car 3	Car 4	Car 5	Car 6	Car 7
1	19.87	18.30	19.49		19.36	17.17	18.94
2	23.95	16.69	18.78		18.16	27.28	18.96
3	22.93	16.68	19.95		18.35	18.04	20.19
4	18.08	17.48	18.39		19.26	18.40	18.35
5	18.45	17.27	18.44		18.30	17.45	17.86
6	20.41	17.04	18.17		18.53	20.08	18.90
7	45.70	22.53	18.00		18.46	17.49	18.22
8	19.64	18.11	18.13		18.28	17.01	23.56
9	19.04	16.93	17.94		18.28	16.85	19.30
10	19.51	17.24	18.04		18.25	17.75	17.90
11	18.51	16.63	18.28		18.12	18.07	20.65
12	20.25	16.52	18.07		17.95	21.32	17.76
13	22.05	21.91	18.13		18.40	24.63	18.43
14	18.45	16.59	20.24		27.56	17.62	18.19
15		16.71	18.10		17.42	19.01	18.29
16		16.85	19.07		17.61	21.69	18.13
17		16.70	18.43				
18							



Heat 4 - Round 1 (13.5 Stock)

Pos	Car	Form	Name	Car Make	Result	Ave	Best
1	1	F1	Nick Adams	Xray	19 / 302.15	15.90	15.17
2	2	F1	Brian Killick	Xray	18 / 300.52	16.69	16.00
3	4	F2	Jon Wilkins	Schumacher	18 / 304.76	16.93	16.14
4	7	F2	Kieran Stokes (J)	Xray	18 / 312.52	17.36	16.13
5	5	F2	Kevin Bissell	Xray	18 / 316.16	17.56	16.76
6	3	F1	James Davis	Tamiya	17 / 304.46	17.90	16.47
7	6	F2	Neil Talbot	Xray	12 / 222.20	18.51	16.20

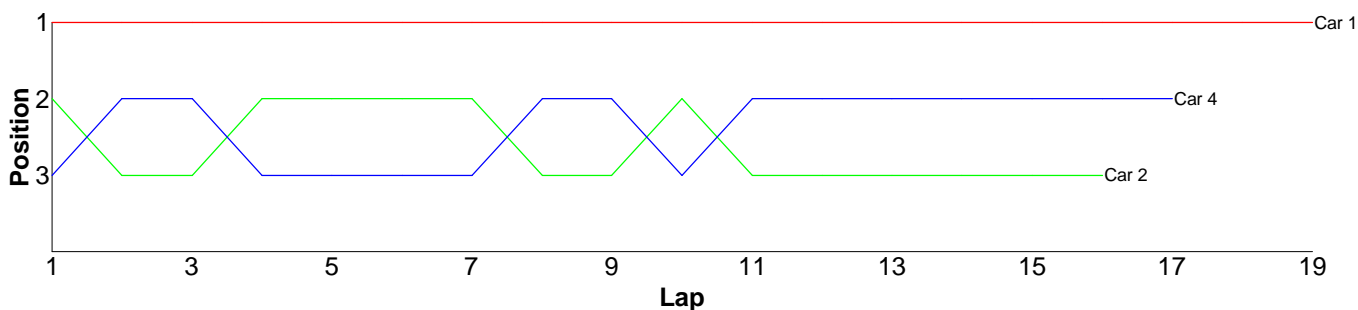
Lap	Car 1	Car 2	Car 3	Car 4	Car 5	Car 6	Car 7
1	15.96	18.47	17.74	17.38	21.10	18.86	18.45
2	15.17	17.22	17.36	17.00	17.37	16.20	16.35
3	16.49	16.10	16.70	17.29	17.27	16.50	17.87
4	15.31	17.18	16.49	16.70	17.24	17.84	18.07
5	15.61	16.54	18.54	16.55	16.88	16.22	18.45
6	15.88	17.45	16.47	16.70	17.38	16.41	16.43
7	15.70	17.26	17.13	16.98	17.33	16.65	17.30
8	15.89	16.17	16.58	16.80	17.00	23.53	17.10
9	15.63	16.04	16.83	20.86	16.96	16.20	16.86
10	15.45	16.00	16.95	16.46	18.45	18.41	17.41
11	15.50	17.06	17.57	16.17	17.63	20.20	16.13
12	16.64	16.34	20.29	16.36	17.77	25.18	17.41
13	15.81	16.15	16.65	16.43	17.35		16.60
14	16.22	16.63	21.61	16.14	17.00		19.37
15	15.90	16.50	16.90	16.90	16.76		16.39
16	15.96	16.31	23.46	16.46	17.14		16.87
17	16.64	16.53	17.19	16.70	18.39		16.40
18	16.06	16.57		16.88	17.14		19.06
19	16.33						
20							



Heat 5 - Round 1 (<10.5 / Mod>)

Pos	Car	Form	Name	Class	Car Make	Result	Ave	Best
1	1		Alex Gardiner	10.5 ProStk	Schumacher	19 / 314.31	16.54	15.25
2	4		Ian Austen	10.5 ProStk	Tamiya	17 / 311.49	18.32	16.18
3	2		Dain Gayler	10.5 ProStk	Photon	16 / 304.79	19.04	16.62
4	3		Chris House	Modified	Photon	0 / 0.00	0.00	0.00

Lap	Car 1	Car 2	Car 3	Car 4
1	15.65	20.30		20.44
2	15.61	17.33		17.07
3	15.49	16.89		16.79
4	15.66	16.64		17.01
5	20.42	16.62		16.76
6	15.25	16.81		16.63
7	15.65	17.06		17.07
8	15.46	16.79		16.18
9	15.91	17.37		16.86
10	15.46	18.27		19.68
11	15.92	24.05		17.31
12	16.19	26.07		18.04
13	18.53	27.13		27.90
14	16.40	18.60		19.29
15	16.82	17.47		18.59
16	16.51	17.39		17.64
17	16.24			18.23
18	17.08			
19	20.06			
20				

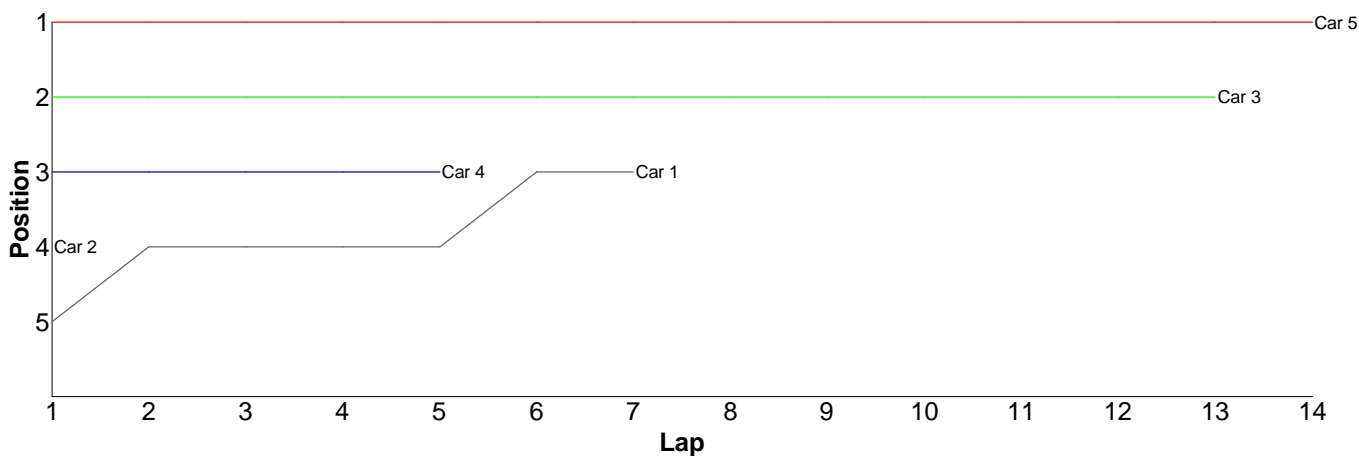


Heat 6 - Round 1 (<10.5 / Mod>)

Pos	Car	Form	Name	Class	Car Make	Result	Ave	Best
1	5		Jason Moggridge	Modified	Corally	14 / 300.02	21.43	19.37
2	3	F1	Matthew Quinlisk	10.5 ProStk	Schumacher	13 / 323.86	24.91	22.98
3	1	F1	Ben Cane	10.5 ProStk	Schumacher	7 / 309.35	44.19	19.28
4	4	F1	Ori Sohachevsky	10.5 ProStk	Schumacher	5 / 149.62	29.92	25.96
5	2	F1	John Zottl	10.5 ProStk	Xray	1 / 26.88	26.88	26.88

Lap Car 1 Car 2 Car 3 Car 4 Car 5

1	190.09	26.88	22.98	25.96	20.08
2	20.37		24.50	32.38	21.16
3	20.45		24.60	27.59	20.71
4	20.17		24.91	36.65	20.40
5	19.58		24.63	27.04	20.49
6	19.41		24.96		20.40
7	19.28		24.39		28.00
8			28.96		19.37
9			24.96		22.56
10			25.16		20.48
11			24.34		19.59
12			24.92		21.80
13			24.55		21.99
14					22.99
15					



Heat 7 - Round 1 (<GT>)

Pos	Car	Form	Name	Class	Car Make	Result	Ave	Best
1	1		Nigel Moss	GT1	CRC	10 / 307.46	30.74	27.28
=2	2		Dave Skelton	GT1	Associated	0 / 0.00	0.00	0.00
=2	3		Keith Aldridge	GT2	Associated	0 / 0.00	0.00	0.00

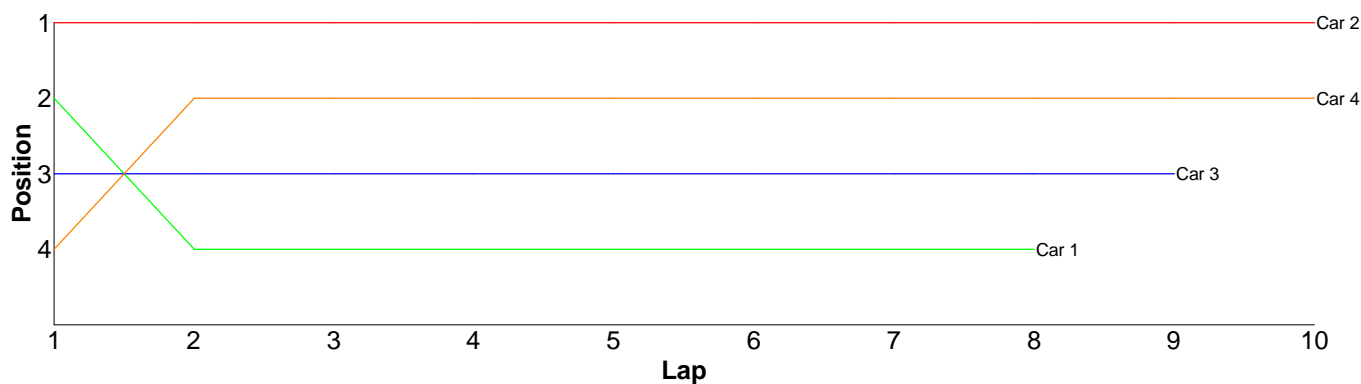
Lap	Car 1	Car 2	Car 3
-----	-------	-------	-------

1	27.28		
2	28.79		
3	31.24		
4	27.41		
5	31.14		
6	33.75		
7	28.83		
8	29.75		
9	41.99		
10	27.28		
11			

Heat 8 - Round 1 (Bikes)

Pos	Car	Form	Name	Car Make	Result	Ave	Best
1	2	F1	Jevon Frost		10 / 298.57	29.85	25.76
2	4	F1	Graham Clarke		10 / 306.04	30.60	28.20
3	3	F1	Andy Carless		9 / 304.43	33.82	28.31
4	1	F1	Simon Lancaster		8 / 312.15	39.01	31.53

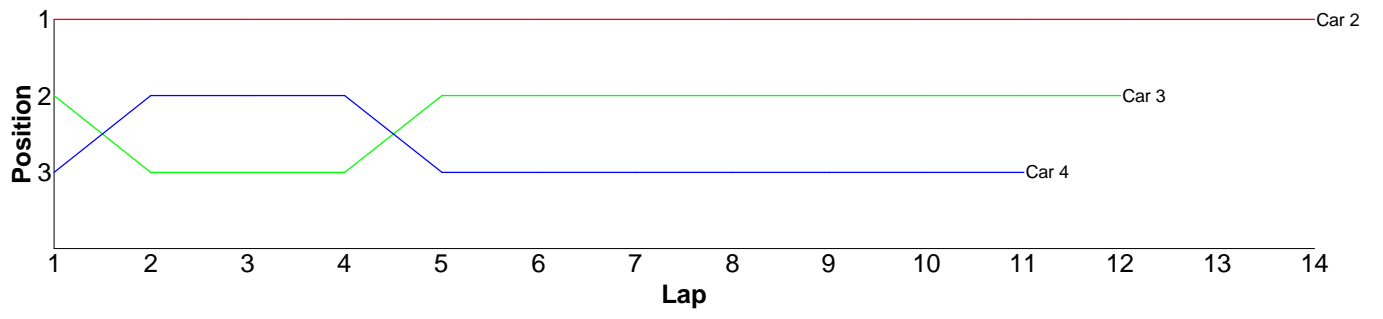
Lap	Car 1	Car 2	Car 3	Car 4
1	36.49	26.52	38.64	43.38
2	64.13	34.10	54.88	28.20
3	34.26	35.40	28.95	29.52
4	35.64	25.76	29.55	29.94
5	35.82	26.58	28.31	28.83
6	36.28	31.20	30.11	29.71
7	38.00	33.47	30.44	29.09
8	31.53	26.80	34.34	29.07
9		32.25	29.21	28.33
10		26.49		29.97
11				



Heat 1 - Round 2 (17.5 Sport)

Pos	Car	Form	Name	Car Make	Result	Ave	Best
1	2	F3	Paul Taylor	Schumacher	14 / 324.16	23.15	21.91
2	3	F2	Jason Elliot	Associated	12 / 310.01	25.83	23.01
3	4	F2	Ed Benn	Xray	11 / 301.67	27.42	23.50
4	1	F2	Gareth Harding	Hot Bodies	0 / 0.00	0.00	0.00

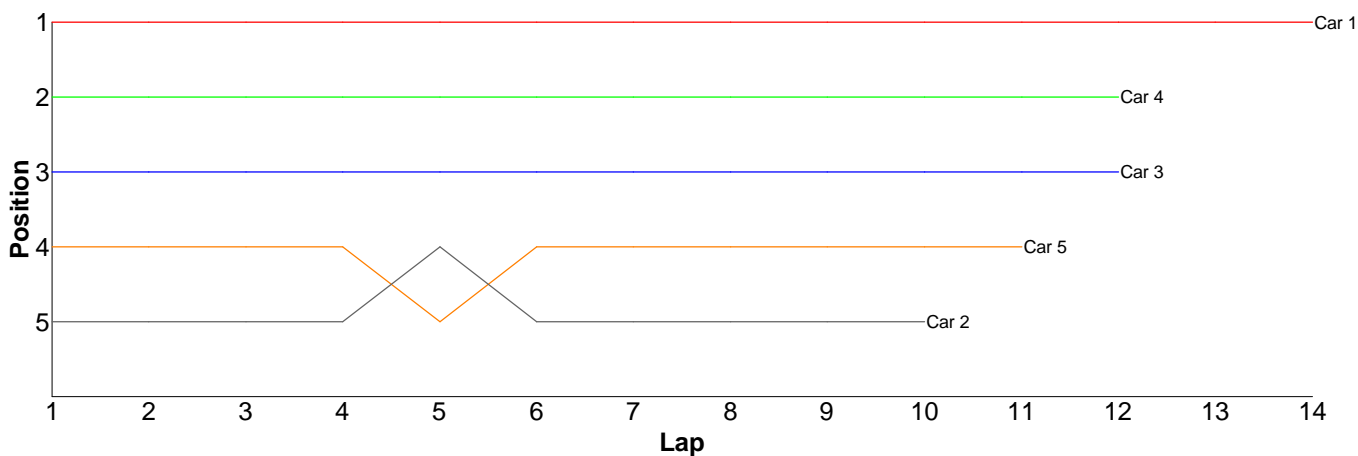
Lap	Car 1	Car 2	Car 3	Car 4
1		23.79	29.07	35.06
2		23.14	33.40	24.97
3		23.14	23.87	24.38
4		23.26	23.08	24.66
5		21.91	24.61	29.05
6		23.11	23.79	34.00
7		23.00	24.09	26.26
8		22.79	23.11	26.65
9		23.41	23.01	23.50
10		22.28	27.44	27.20
11		23.05	30.32	25.94
12		23.44	24.22	
13		23.25		
14		24.59		
15				



Heat 2 - Round 2 (17.5 Sport)

Pos	Car	Form	Name	Car Make	Result	Ave	Best
1	1		Rob Baxter	Yokomo	14 / 313.84	22.41	21.44
2	4	F2	Matthew Mills (J)	Xray	12 / 301.40	25.11	22.67
3	3	F2	Chris Howard	Schumacher	12 / 304.97	25.41	24.08
4	5	F2	Mick Barnes	Xray	11 / 310.03	28.18	23.72
5	2	F2	Bradley Killick (J)	Xray	10 / 328.99	32.89	23.99

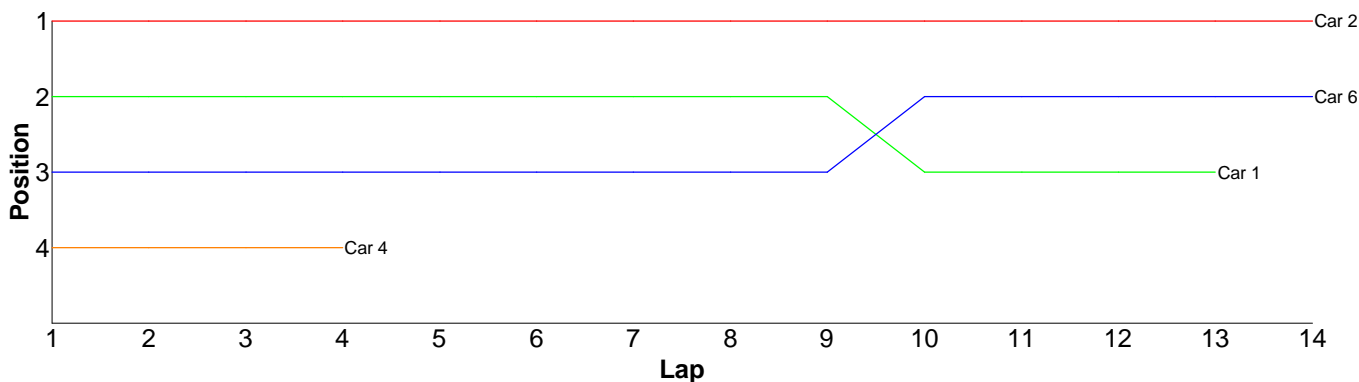
Lap	Car 1	Car 2	Car 3	Car 4	Car 5
1	22.07	35.35	26.94	24.25	30.73
2	21.44	24.58	25.09	23.78	25.24
3	23.93	25.37	24.91	22.92	28.10
4	22.83	32.79	24.17	23.79	26.84
5	22.16	23.99	24.44	22.67	34.05
6	21.64	38.43	32.26	24.41	23.99
7	21.70	33.81	26.42	24.30	24.54
8	21.97	41.71	24.16	23.63	29.01
9	23.81	34.43	24.09	23.65	28.39
10	21.87	38.53	24.16	32.03	35.42
11	21.47		24.08	25.86	23.72
12	22.01		24.25	30.11	
13	25.34				
14	21.60				
15					



Heat 3 - Round 2 (13.5 Stock)

Pos	Car	Form	Name	Car Make	Result	Ave	Best
1	2	F2	Dave Skelton	Xray	14 / 301.03	21.50	19.99
2	6	F2	Scott Stokes	Xray	14 / 323.20	23.08	21.17
3	1	F2	Ian Cairns	Schumacher	13 / 308.09	23.69	21.60
4	4	F2	Andrew Mills	Xray	4 / 322.60	80.65	22.52
=5	3	F2	Gerald Page	Tamiya	0 / 0.00	0.00	0.00
=5	5	F2	Stephen Mills	Schumacher	0 / 0.00	0.00	0.00
=5	7		Keith Aldridge	Photon	0 / 0.00	0.00	0.00

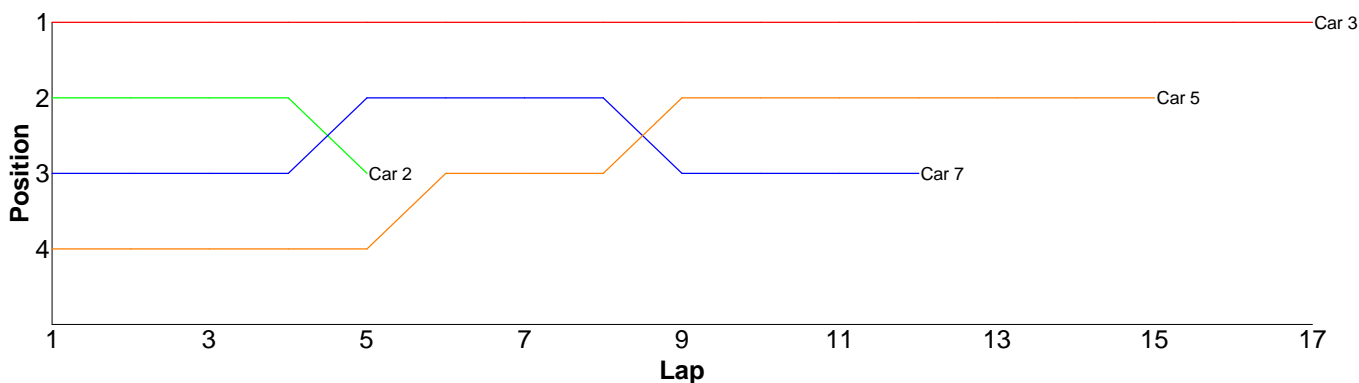
Lap	Car 1	Car 2	Car 3	Car 4	Car 5	Car 6	Car 7
1	24.53	21.85		245.20		29.60	
2	21.89	22.10		22.52		22.27	
3	21.95	23.26		25.69		24.33	
4	24.39	21.25		29.19		23.16	
5	22.19	21.21				22.23	
6	21.60	21.24				21.86	
7	27.27	22.40				21.95	
8	22.19	20.50				22.56	
9	21.92	20.57				22.62	
10	31.27	21.52				21.21	
11	23.73	20.65				22.39	
12	23.31	21.23				21.17	
13	21.85	19.99				23.77	
14		23.26				24.08	
15							



Heat 4 - Round 2 (13.5 Stock)

Pos	Car	Form	Name	Car Make	Result	Ave	Best
1	3	F1	James Davis	Tamiya	17 / 317.05	18.65	17.37
2	5	F2	Kevin Bissell	Xray	15 / 315.62	21.04	18.63
3	7	F2	Kieran Stokes (J)	Xray	12 / 284.07	23.67	17.64
4	2	F1	Brian Killick	Xray	5 / 113.03	22.60	18.98
=5	1	F1	Nick Adams	Xray	0 / 0.00	0.00	0.00
=5	4	F2	Jon Wilkins	Schumacher	0 / 0.00	0.00	0.00
=5	6	F2	Neil Talbot	Xray	0 / 0.00	0.00	0.00

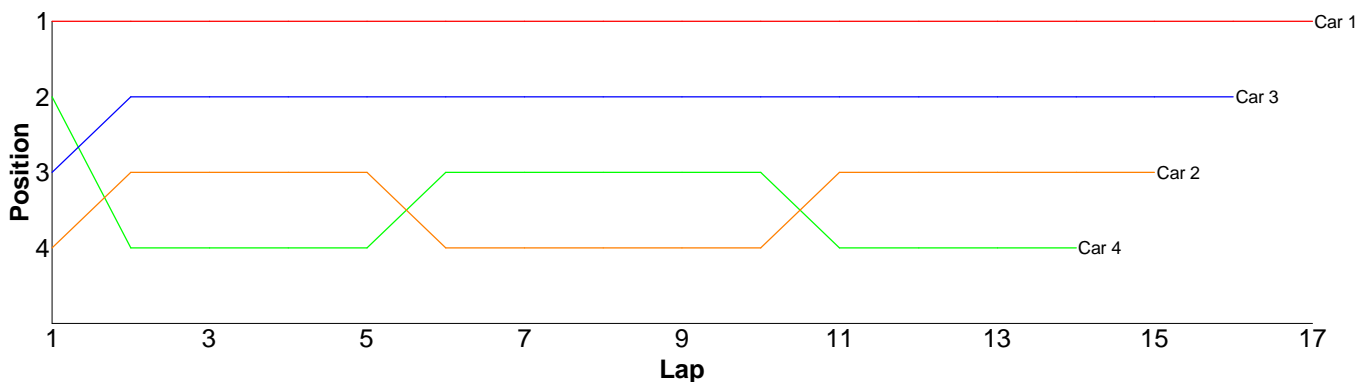
Lap	Car 1	Car 2	Car 3	Car 4	Car 5	Car 6	Car 7
1		21.68	18.89		28.95		23.70
2		18.98	19.60		20.01		21.48
3		19.12	18.60		20.38		23.45
4		19.96	18.40		21.55		20.18
5		33.29	18.87		24.59		19.65
6			18.85		19.37		22.24
7			20.76		23.40		22.82
8			20.33		19.47		24.19
9			18.69		19.49		21.81
10			17.91		18.63		20.80
11			18.02		21.99		46.11
12			18.24		19.20		17.64
13			17.91		19.89		
14			18.18		19.03		
15			18.17		19.67		
16			18.26				
17			17.37				
18							



Heat 5 - Round 2 (<10.5 / Mod>)

Pos	Car	Form	Name	Class	Car Make	Result	Ave	Best
1	1		Alex Gardiner	10.5 ProStk	Schumacher	17 / 302.87	17.81	16.68
2	3		Chris House	Modified	Photon	16 / 304.56	19.03	17.58
3	2		Dain Gayler	10.5 ProStk	Photon	15 / 313.68	20.91	17.81
4	4		Ian Austen	10.5 ProStk	Tamiya	14 / 313.86	22.41	19.71

Lap	Car 1	Car 2	Car 3	Car 4
1	20.54	22.79	21.55	21.02
2	18.12	19.76	20.40	26.13
3	17.62	18.88	18.90	20.57
4	19.09	26.00	18.59	19.90
5	17.41	19.37	18.12	19.73
6	19.98	27.20	23.65	20.54
7	17.42	23.55	17.86	21.08
8	17.63	19.17	20.04	19.71
9	17.36	18.27	17.76	23.36
10	17.29	26.47	17.58	26.50
11	17.31	19.66	18.11	25.98
12	17.52	17.88	18.73	19.76
13	17.12	17.81	17.66	29.30
14	17.16	18.91	17.91	20.28
15	17.16	17.96	18.10	
16	17.46		19.60	
17	16.68			
18				

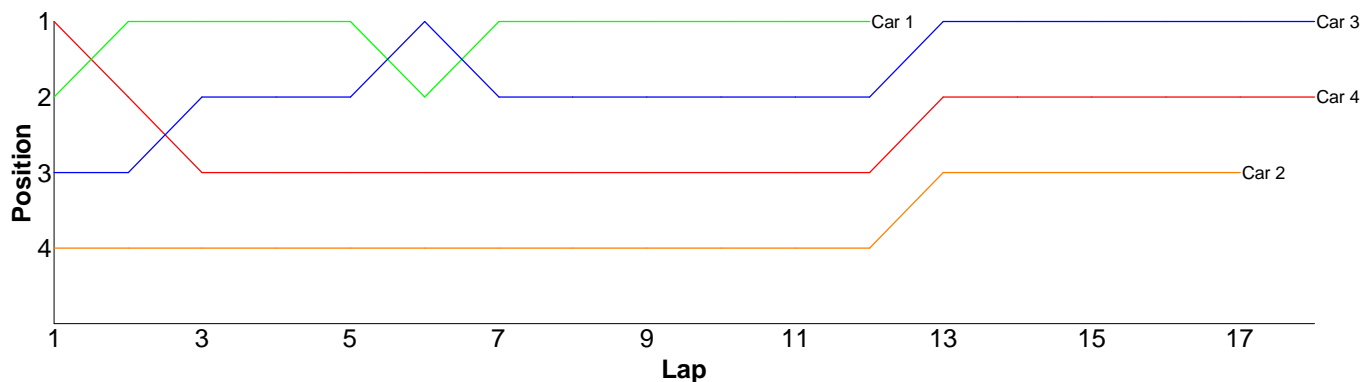


Heat 6 - Round 2 (<10.5 / Mod>)

Pos	Car	Form	Name	Class	Car Make	Result	Ave	Best
1	3	F1	Matthew Quinisk	10.5 ProStk	Schumacher	18 / 302.55	16.80	15.97
2	4	F1	Ori Sohachevsky	10.5 ProStk	Schumacher	18 / 305.57	16.97	16.16
3	2	F1	John Zottl	10.5 ProStk	Xray	17 / 307.90	18.11	16.68
4	1	F1	Ben Cane	10.5 ProStk	Schumacher	12 / 199.87	16.65	16.10
5	5		Jason Moggridge	Modified	Corally	0 / 0.00	0.00	0.00

Lap Car 1 Car 2 Car 3 Car 4 Car 5

1	16.73	19.88	18.27	16.56	
2	17.06	20.17	16.82	18.24	
3	17.39	18.57	16.42	20.82	
4	16.40	20.00	16.44	16.27	
5	16.39	20.38	16.36	16.16	
6	16.88	17.64	16.27	16.54	
7	16.89	17.37	19.28	19.08	
8	16.90	17.25	16.83	16.32	
9	16.10	17.07	16.47	16.30	
10	16.14	16.83	16.83	16.47	
11	16.10	20.69	16.55	16.47	
12	16.89	17.43	16.59	16.94	
13		17.06	15.97	16.55	
14		17.33	16.31	16.54	
15		16.68	16.81	17.04	
16		16.71	16.51	16.34	
17		16.84	16.34	16.46	
18			17.48	16.47	
19					



Heat 7 - Round 2 (<GT>)

Pos	Car	Form	Name	Class	Car Make	Result	Ave	Best
1	1		Nigel Moss	GT1	CRC	12 / 310.58	25.88	23.50
=2	2		Dave Skelton	GT1	Associated	0 / 0.00	0.00	0.00
=2	3		Keith Aldridge	GT2	Associated	0 / 0.00	0.00	0.00

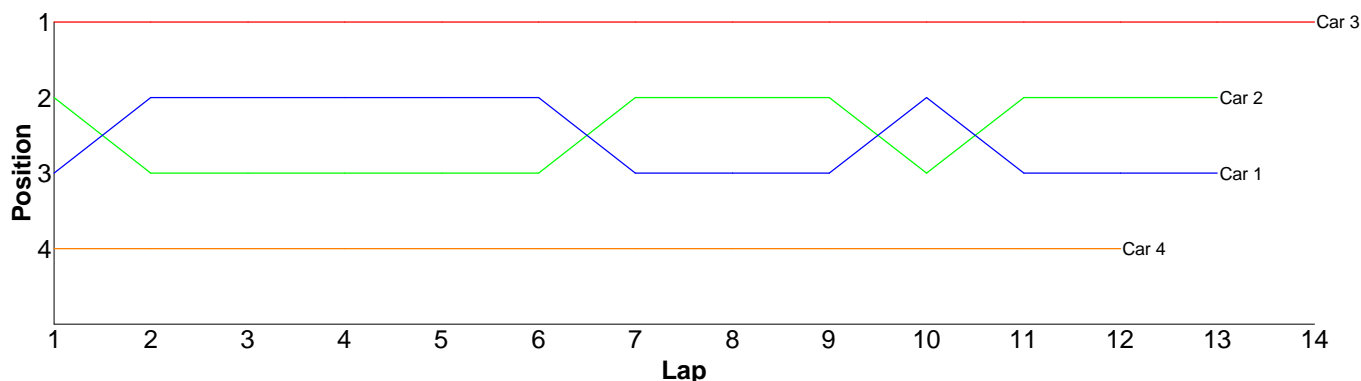
Lap	Car 1	Car 2	Car 3
-----	-------	-------	-------

1	25.68		
2	29.15		
3	24.63		
4	24.14		
5	26.48		
6	28.52		
7	23.50		
8	24.09		
9	23.65		
10	24.35		
11	27.68		
12	28.71		
13			

Heat 8 - Round 2 (Bikes)

Pos	Car	Form	Name	Car Make	Result	Ave	Best
1	3	F1	Andy Carless		14 / 323.17	23.08	15.13
2	2	F1	Jevon Frost		13 / 301.97	23.22	22.11
3	1	F1	Simon Lancaster		13 / 303.72	23.36	22.64
4	4	F1	Graham Clarke		12 / 313.95	26.16	24.41

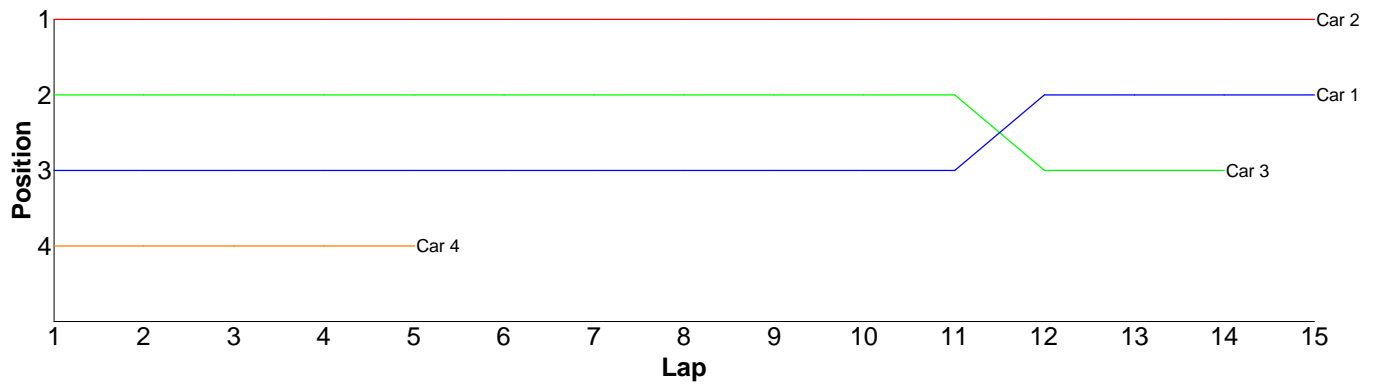
Lap	Car 1	Car 2	Car 3	Car 4
1	24.41	23.10	15.13	29.78
2	24.39	26.85	23.94	25.16
3	23.05	22.68	24.21	26.02
4	23.06	23.44	23.94	24.41
5	22.82	22.66	23.59	29.47
6	23.73	23.25	23.77	24.74
7	23.49	22.55	24.22	25.77
8	23.19	22.23	22.67	27.27
9	23.71	22.29	23.81	26.25
10	22.64	26.47	23.86	24.64
11	23.35	22.11	24.03	25.46
12	23.05	22.21	23.72	24.98
13	22.83	22.13	23.04	
14			23.24	
15				



Heat 1 - Round 3 (17.5 Sport)

Pos	Car	Form	Name	Car Make	Result	Ave	Best
1	2	F3	Paul Taylor	Schumacher	15 / 302.63	20.17	19.17
2	1	F2	Gareth Harding	Hot Bodies	15 / 315.51	21.03	19.44
3	3	F2	Jason Elliot	Associated	14 / 306.82	21.91	19.57
4	4	F2	Ed Benn	Xray	5 / 216.75	43.35	21.15

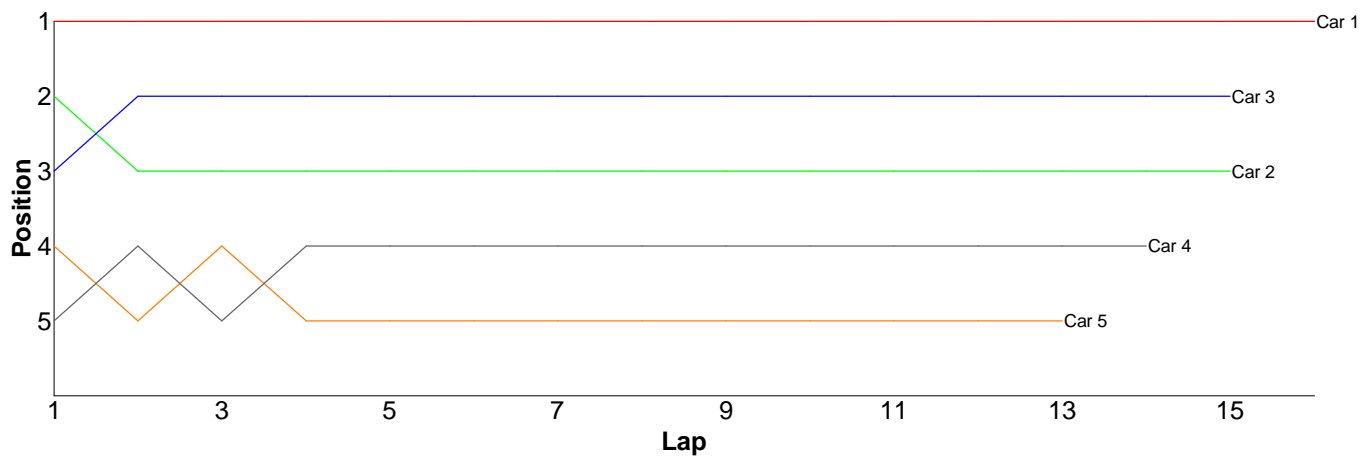
Lap	Car 1	Car 2	Car 3	Car 4
1	21.23	19.82	20.73	22.03
2	26.24	19.17	24.27	122.41
3	20.67	19.81	20.88	24.27
4	20.73	22.37	20.04	26.89
5	20.41	19.76	20.45	21.15
6	19.99	19.25	20.65	
7	20.17	19.74	20.25	
8	20.47	19.71	20.85	
9	23.09	22.24	24.14	
10	19.44	20.22	19.57	
11	19.64	19.48	19.92	
12	20.60	20.17	31.83	
13	20.68	21.10	20.53	
14	21.03	19.77	22.71	
15	21.12	20.02		
16				



Heat 2 - Round 3 (17.5 Sport)

Pos	Car	Form	Name	Car Make	Result	Ave	Best
1	1		Rob Baxter	Yokomo	16 / 302.59	18.91	17.80
2	3	F2	Chris Howard	Schumacher	15 / 300.09	20.00	19.29
3	2	F2	Bradley Killick (J)	Xray	15 / 308.30	20.55	19.58
4	4	F2	Matthew Mills (J)	Xray	14 / 308.86	22.06	19.10
5	5	F2	Mick Barnes	Xray	13 / 302.64	23.28	19.86

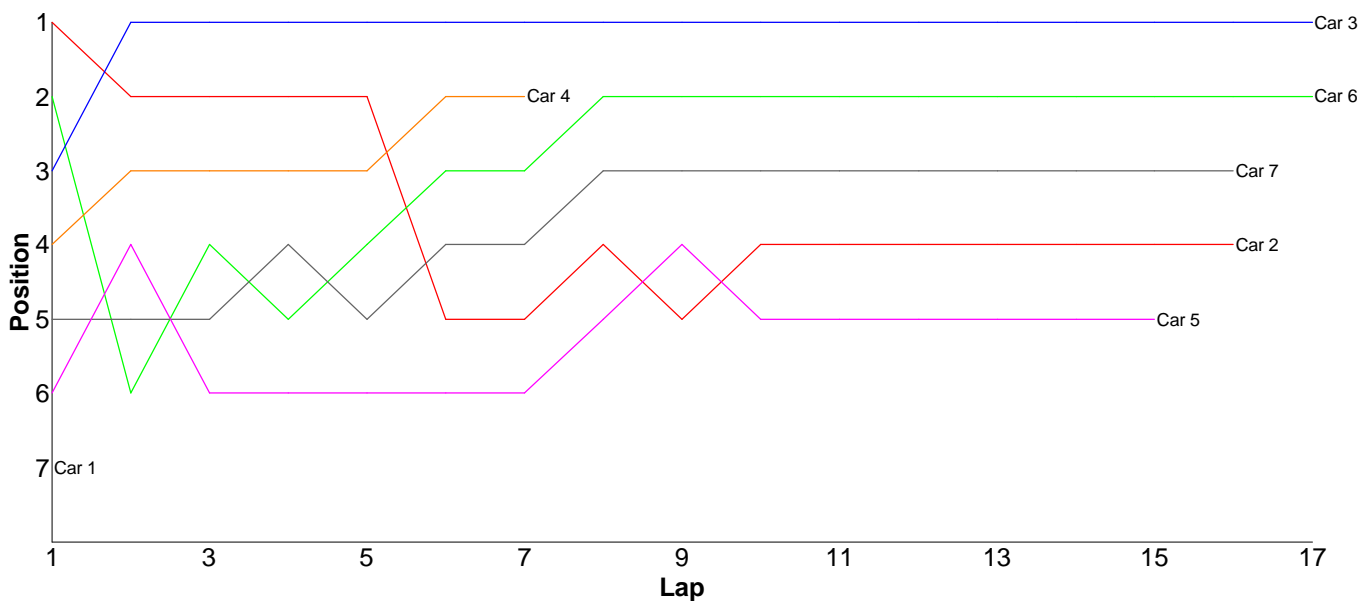
Lap	Car 1	Car 2	Car 3	Car 4	Car 5
1	18.24	19.71	19.74	29.40	26.82
2	17.93	19.58	19.29	19.10	22.35
3	17.84	22.45	19.56	26.09	21.42
4	18.86	20.11	20.28	20.08	27.96
5	23.12	19.90	20.11	27.18	30.08
6	21.46	20.13	20.67	19.99	19.86
7	17.85	21.75	19.98	19.43	25.80
8	17.84	20.32	19.79	19.70	20.54
9	18.17	20.22	19.64	24.65	19.90
10	20.74	20.16	21.72	22.89	27.02
11	20.22	20.83	19.42	20.38	21.11
12	17.80	20.96	21.62	20.30	19.87
13	18.02	20.00	19.47	19.29	19.91
14	18.44	20.79	19.34	20.38	
15	17.82	21.39	19.46		
16	18.24				
17					



Heat 3 - Round 3 (13.5 Stock)

Pos	Car	Form	Name	Car Make	Result	Ave	Best
1	3	F2	Gerald Page	Tamiya	17 / 303.47	17.85	17.50
2	6	F2	Scott Stokes	Xray	17 / 308.10	18.12	17.27
3	7		Keith Aldridge	Photon	16 / 303.69	18.98	18.22
4	2	F2	Dave Skelton	Xray	16 / 307.04	19.19	17.53
5	5	F2	Stephen Mills	Schumacher	15 / 302.15	20.14	18.17
6	4	F2	Andrew Mills	Xray	7 / 128.25	18.32	17.32
7	1	F2	Ian Cairns	Schumacher	1 / 28.37	28.37	28.37

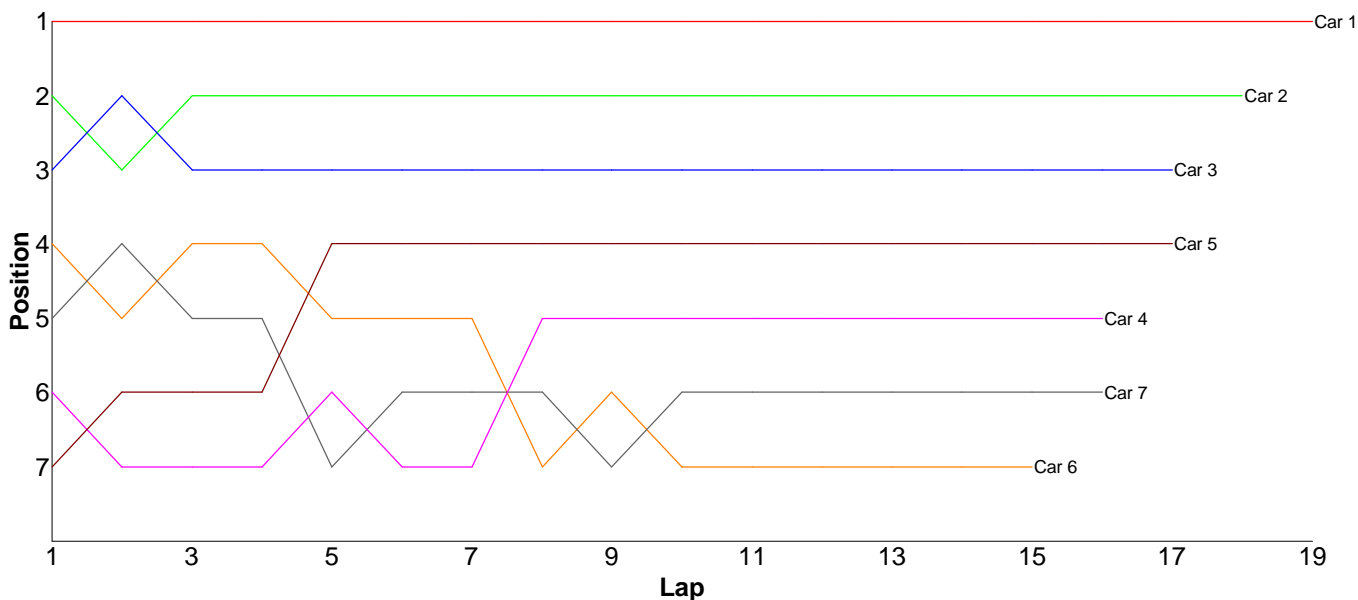
Lap	Car 1	Car 2	Car 3	Car 4	Car 5	Car 6	Car 7
1	28.37	17.90	17.96	18.53	19.33	17.90	18.56
2		18.26	17.50	18.29	18.39	20.31	19.64
3		17.74	18.02	18.05	20.93	17.78	18.91
4		18.00	17.62	18.70	23.62	20.40	18.22
5		17.75	18.44	19.69	19.11	17.98	19.36
6		29.58	17.70	17.32	21.22	17.61	19.16
7		17.55	17.75	17.67	18.25	17.81	18.65
8		21.67	17.78		18.17	17.69	18.64
9		21.14	17.68		18.71	17.91	18.50
10		18.81	17.76		23.88	17.52	18.44
11		17.81	17.86		18.35	17.89	19.05
12		18.48	17.70		18.24	17.70	18.96
13		18.69	17.80		23.45	17.93	19.12
14		18.19	18.01		18.19	18.43	18.53
15		17.94	17.86		22.31	18.09	20.65
16		17.53	18.18			17.27	19.30
17			17.85			17.88	
18							



Heat 4 - Round 3 (13.5 Stock)

Pos	Car	Form	Name	Car Make	Result	Ave	Best
1	1	F1	Nick Adams	Xray	19 / 313.83	16.51	16.07
2	2	F1	Brian Killick	Xray	18 / 315.31	17.51	16.52
3	3	F1	James Davis	Tamiya	17 / 301.36	17.72	16.25
4	5	F2	Kevin Bissell	Xray	17 / 311.03	18.29	17.61
5	4	F2	Jon Wilkins	Schumacher	16 / 302.60	18.91	17.32
6	7	F2	Kieran Stokes (J)	Xray	16 / 308.09	19.25	17.47
7	6	F2	Neil Talbot	Xray	15 / 302.30	20.15	17.03

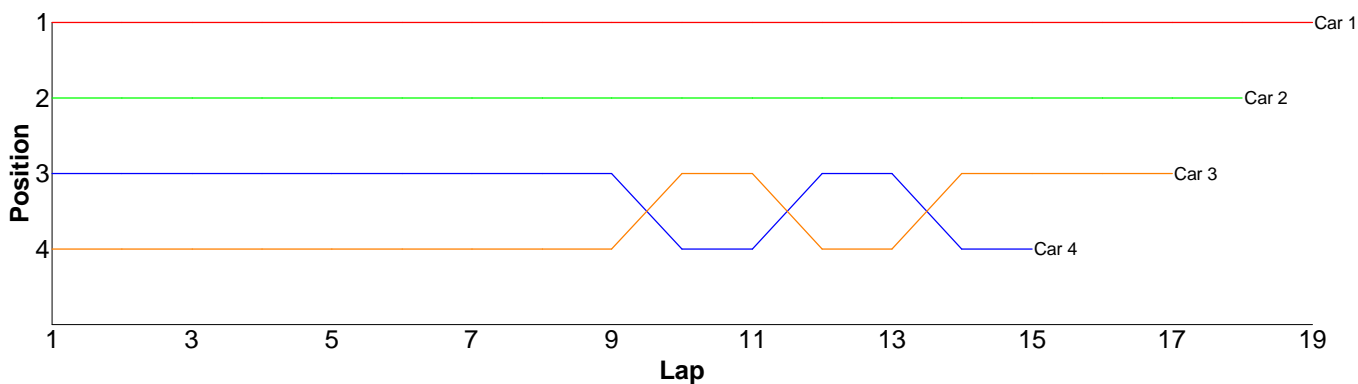
Lap	Car 1	Car 2	Car 3	Car 4	Car 5	Car 6	Car 7
1	16.36	16.52	17.15	18.17	18.19	17.63	18.14
2	16.52	18.70	18.06	21.94	21.83	19.87	19.06
3	17.10	17.25	19.89	25.08	18.19	17.83	19.86
4	16.45	17.07	17.28	18.02	18.02	17.96	18.50
5	16.84	16.98	16.49	17.51	18.40	23.56	26.70
6	16.86	16.77	16.76	20.14	18.23	18.82	18.38
7	16.57	17.46	16.56	17.94	18.00	17.03	17.74
8	16.40	16.96	17.32	17.81	17.95	28.03	21.35
9	16.45	17.06	16.57	21.24	17.67	17.68	18.94
10	16.74	16.90	17.26	18.10	17.61	22.79	19.22
11	16.47	17.12	16.50	18.04	18.55	17.58	17.47
12	16.29	17.10	16.37	17.91	18.76	17.76	17.87
13	16.32	23.88	25.34	17.94	17.90	24.56	18.29
14	16.08	16.67	16.88	17.80	17.75	23.92	18.29
15	16.84	16.72	19.76	17.64	17.91	17.28	19.49
16	16.48	17.51	16.92	17.32	17.69		18.79
17	16.74	17.29	16.25		18.38		
18	16.25	17.35					
19	16.07						
20							



Heat 5 - Round 3 (<10.5 / Mod>)

Pos	Car	Form	Name	Class	Car Make	Result	Ave	Best
1	1		Alex Gardiner	10.5 ProStk	Schumacher	19 / 309.07	16.26	15.80
2	2		Dain Gayler	10.5 ProStk	Photon	18 / 308.86	17.15	16.20
3	3		Chris House	Modified	Photon	17 / 311.41	18.31	16.91
4	4		Ian Austen	10.5 ProStk	Tamiya	15 / 285.87	19.05	17.68

Lap	Car 1	Car 2	Car 3	Car 4
1	15.87	17.52	24.14	18.17
2	16.88	16.81	17.21	18.51
3	16.18	17.65	17.37	17.90
4	16.42	16.59	17.91	18.10
5	16.48	16.25	20.20	18.23
6	16.37	16.50	17.45	18.10
7	16.49	17.47	16.91	17.80
8	16.45	16.67	17.17	18.20
9	16.16	17.66	17.19	19.18
10	15.97	17.72	17.44	19.17
11	15.80	18.78	17.27	19.29
12	16.37	16.20	21.78	17.68
13	16.08	16.55	17.00	18.09
14	15.97	16.56	17.55	23.65
15	16.71	16.26	20.17	23.80
16	16.22	17.47	17.65	
17	16.40	19.85	17.00	
18	16.21	16.35		
19	16.04			
20				

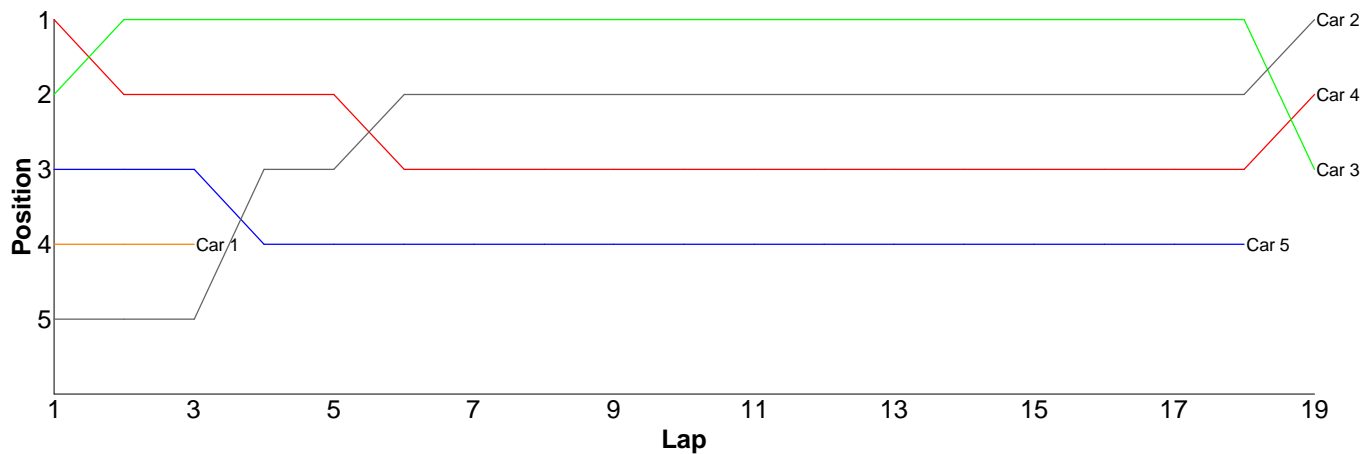


Heat 6 - Round 3 (<10.5 / Mod>)

Pos	Car	Form	Name	Class	Car Make	Result	Ave	Best
1	2	F1	John Zottl	10.5 ProStk	Xray	19 / 303.32	15.96	15.38
2	4	F1	Ori Sohachevsky	10.5 ProStk	Schumacher	19 / 306.80	16.14	15.52
3	3	F1	Matthew Quinlisk	10.5 ProStk	Schumacher	19 / 311.40	16.38	15.26
4	5		Jason Moggridge	Modified	Corally	18 / 310.92	17.27	15.60
5	1	F1	Ben Cane	10.5 ProStk	Schumacher	3 / 48.78	16.26	16.18

Lap Car 1 Car 2 Car 3 Car 4 Car 5

Lap	Car 1	Car 2	Car 3	Car 4	Car 5
1	16.39	17.81	15.76	15.74	15.76
2	16.21	15.97	15.37	15.84	16.02
3	16.18	16.15	15.26	15.90	16.66
4		16.14	15.81	15.82	23.10
5		15.94	15.36	18.12	16.88
6		15.64	15.91	16.52	16.71
7		15.88	15.37	16.17	15.67
8		15.72	16.11	16.51	15.87
9		15.86	15.62	16.09	24.54
10		16.16	16.02	16.18	17.98
11		16.23	15.47	16.01	15.60
12		15.61	15.92	15.73	16.00
13		15.93	15.86	15.89	15.82
14		15.68	15.62	16.05	15.68
15		15.69	15.59	15.52	16.25
16		15.46	15.26	17.64	15.89
17		15.50	15.67	15.52	20.19
18		15.38	15.97	15.88	16.30
19		16.57	29.45	15.67	
20					

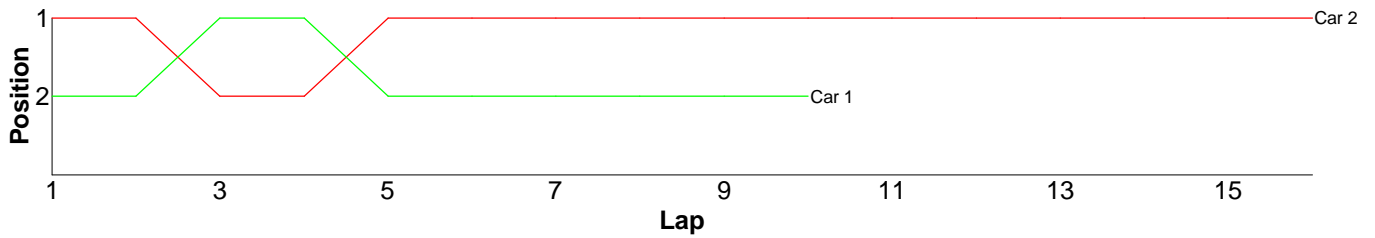


Heat 7 - Round 3 (<GT>)

Pos	Car	Form	Name	Class	Car Make	Result	Ave	Best
1	2		Dave Skelton	GT1	Associated	16 / 315.17	19.69	18.50
2	1		Nigel Moss	GT1	CRC	10 / 208.09	20.80	19.62
3	3		Keith Aldridge	GT2	Associated	0 / 0.00	0.00	0.00

Lap Car 1 Car 2 Car 3

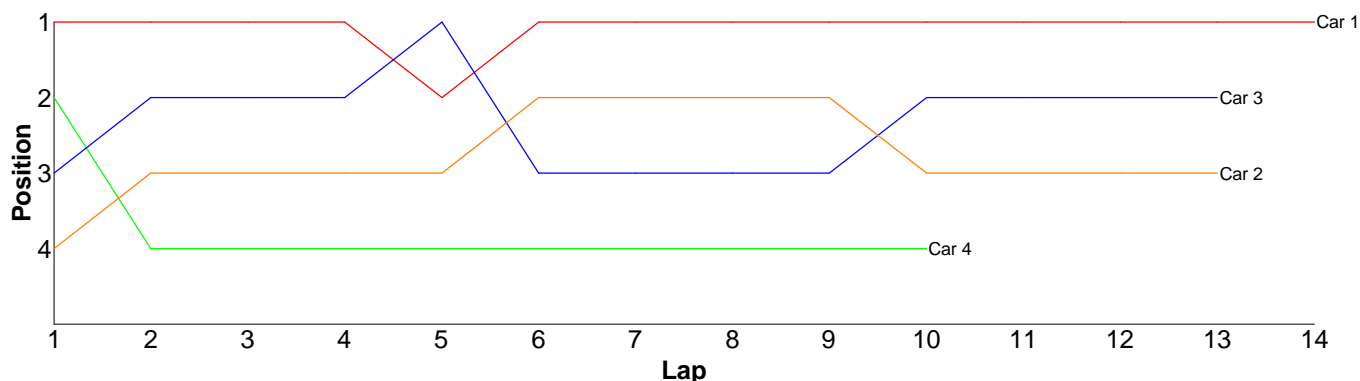
1	20.54	19.71	
2	21.12	20.83	
3	20.91	24.27	
4	19.62	19.05	
5	22.60	19.27	
6	23.85	19.47	
7	19.97	18.65	
8	19.69	20.54	
9	19.79	19.06	
10	20.00	20.09	
11		19.11	
12		19.48	
13		18.50	
14		18.83	
15		19.42	
16		18.89	
17			



Heat 8 - Round 3 (Bikes)

Pos	Car	Form	Name	Car Make	Result	Ave	Best
1	1	F1	Simon Lancaster		14 / 311.28	22.23	20.36
2	3	F1	Andy Carless		13 / 300.69	23.13	22.32
3	2	F1	Jevon Frost		13 / 305.05	23.46	19.97
4	4	F1	Graham Clarke		10 / 268.54	26.85	22.87

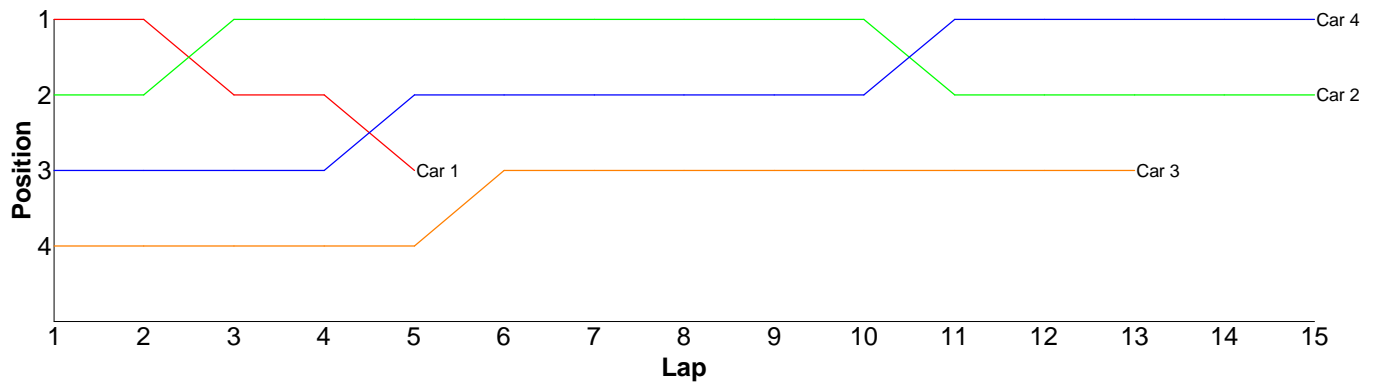
Lap	Car 1	Car 2	Car 3	Car 4
1	21.31	34.50	24.06	23.53
2	21.29	20.88	22.87	39.76
3	20.71	19.97	23.06	25.72
4	21.60	20.58	22.87	26.87
5	31.38	20.83	23.12	22.87
6	20.40	20.88	24.07	24.33
7	20.37	20.58	22.47	29.31
8	20.92	20.68	22.68	27.89
9	21.22	21.43	23.17	24.42
10	21.59	35.56	23.72	23.84
11	20.36	21.43	23.25	
12	20.48	27.09	22.32	
13	20.39	20.64	23.03	
14	29.26			
15				



Heat 1 - Round 4 (17.5 Sport)

Pos	Car	Form	Name	Car Make	Result	Ave	Best
1	4	F2	Ed Benn	Xray	15 / 306.70	20.44	19.19
2	2	F3	Paul Taylor	Schumacher	15 / 314.04	20.93	19.20
3	3	F2	Jason Elliot	Associated	13 / 308.50	23.73	19.61
4	1	F2	Gareth Harding	Hot Bodies	5 / 102.35	20.47	19.79

Lap	Car 1	Car 2	Car 3	Car 4
1	19.79	19.85	22.41	20.14
2	20.05	20.45	24.64	22.05
3	20.21	19.22	41.15	19.65
4	19.93	19.20	22.82	20.74
5	22.37	20.07	22.78	19.35
6		20.28	19.82	26.41
7		19.20	19.61	19.19
8		23.23	23.44	19.64
9		19.76	21.63	19.65
10		20.39	22.73	19.35
11		25.43	23.56	19.86
12		20.11	24.03	19.29
13		20.04	19.88	20.24
14		24.09		19.85
15		22.72		21.29
16				

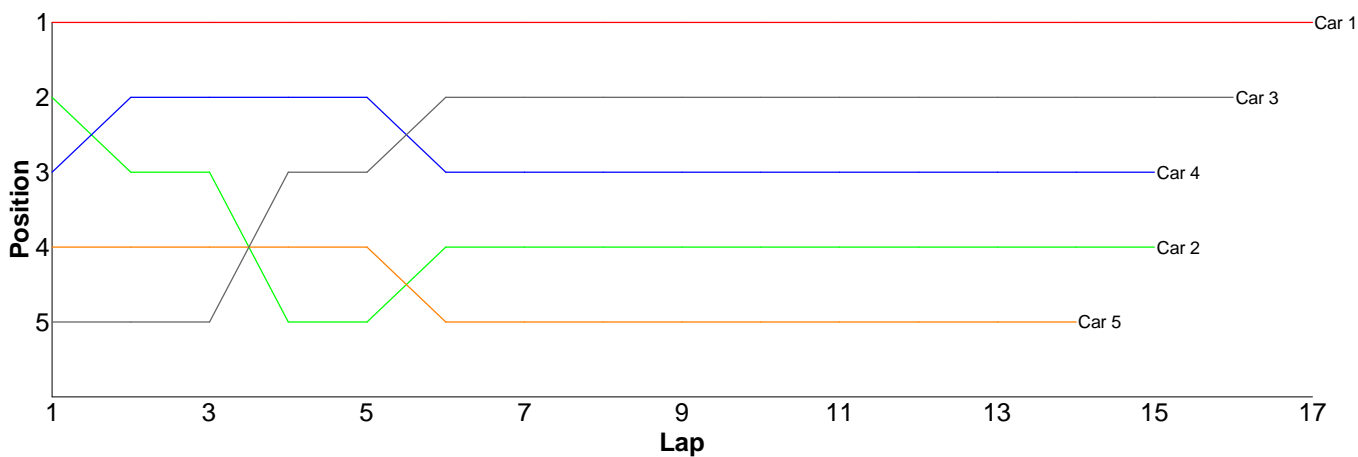


Heat 2 - Round 4 (17.5 Sport)

Pos	Car	Form	Name	Car Make	Result	Ave	Best
1	1		Rob Baxter	Yokomo	17 / 309.27	18.19	17.36
2	3	F2	Chris Howard	Schumacher	16 / 303.49	18.96	18.06
3	4	F2	Matthew Mills (J)	Xray	15 / 302.60	20.17	18.68
4	2	F2	Bradley Killick (J)	Xray	15 / 307.92	20.52	19.28
5	5	F2	Mick Barnes	Xray	14 / 301.97	21.56	19.61

Lap	Car 1	Car 2	Car 3	Car 4	Car 5
-----	-------	-------	-------	-------	-------

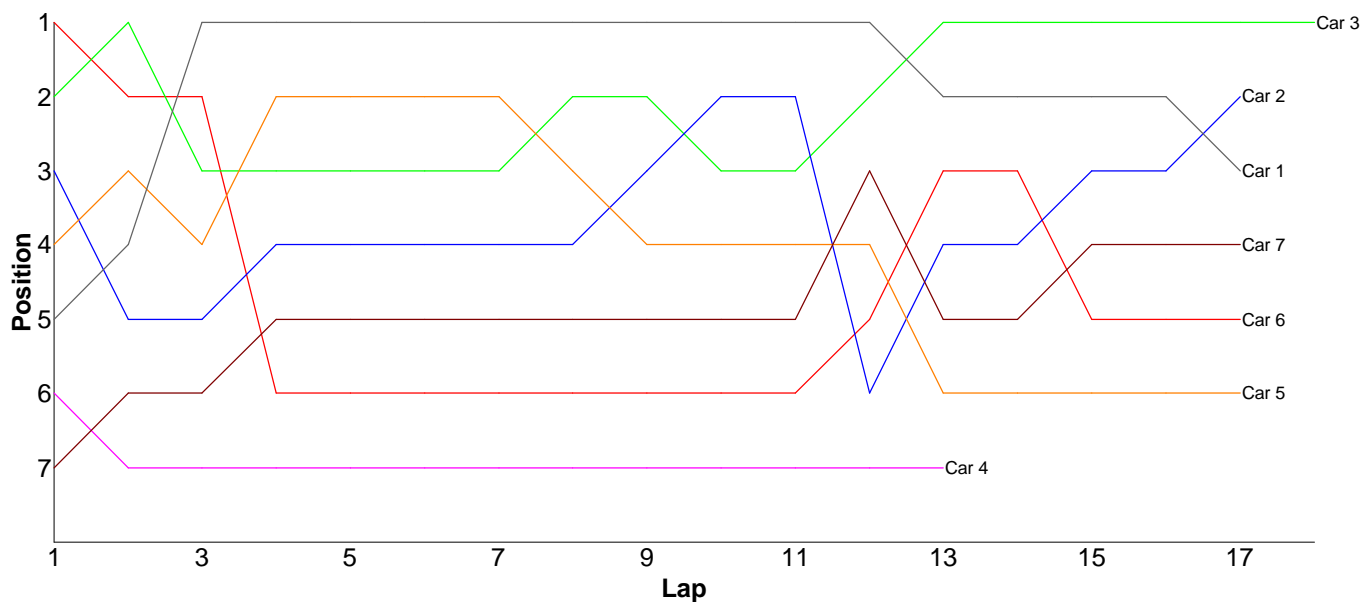
1	17.99	19.83	21.49	20.30	20.30
2	17.59	19.97	19.21	19.48	19.72
3	18.02	19.81	20.77	19.13	19.61
4	17.50	29.59	18.82	19.15	24.75
5	19.55	19.28	18.54	19.49	20.70
6	18.02	19.48	18.97	21.84	23.50
7	17.39	20.04	18.06	20.13	22.83
8	17.36	19.98	18.59	18.68	22.91
9	17.86	19.98	18.36	19.55	20.26
10	18.16	20.19	18.58	19.53	28.04
11	19.70	19.78	19.14	26.67	19.63
12	20.26	19.60	18.51	20.09	20.15
13	18.09	20.27	19.68	19.79	19.78
14	17.74	20.00	18.36	19.16	19.79
15	17.74	20.12	18.13	19.61	
16	17.63		18.28		
17	18.67				
18					



Heat 3 - Round 4 (13.5 Stock)

Pos	Car	Form	Name	Car Make	Result	Ave	Best
1	3	F2	Gerald Page	Tamiya	18 / 316.72	17.59	17.11
2	2	F2	Dave Skelton	Xray	17 / 304.84	17.93	16.49
3	1	F2	Ian Cairns	Schumacher	17 / 305.17	17.95	17.01
4	7		Keith Aldridge	Photon	17 / 308.97	18.17	16.77
5	6	F2	Scott Stokes	Xray	17 / 314.40	18.49	16.74
6	5	F2	Stephen Mills	Schumacher	17 / 315.22	18.54	17.37
7	4	F2	Andrew Mills	Xray	13 / 268.76	20.67	17.41

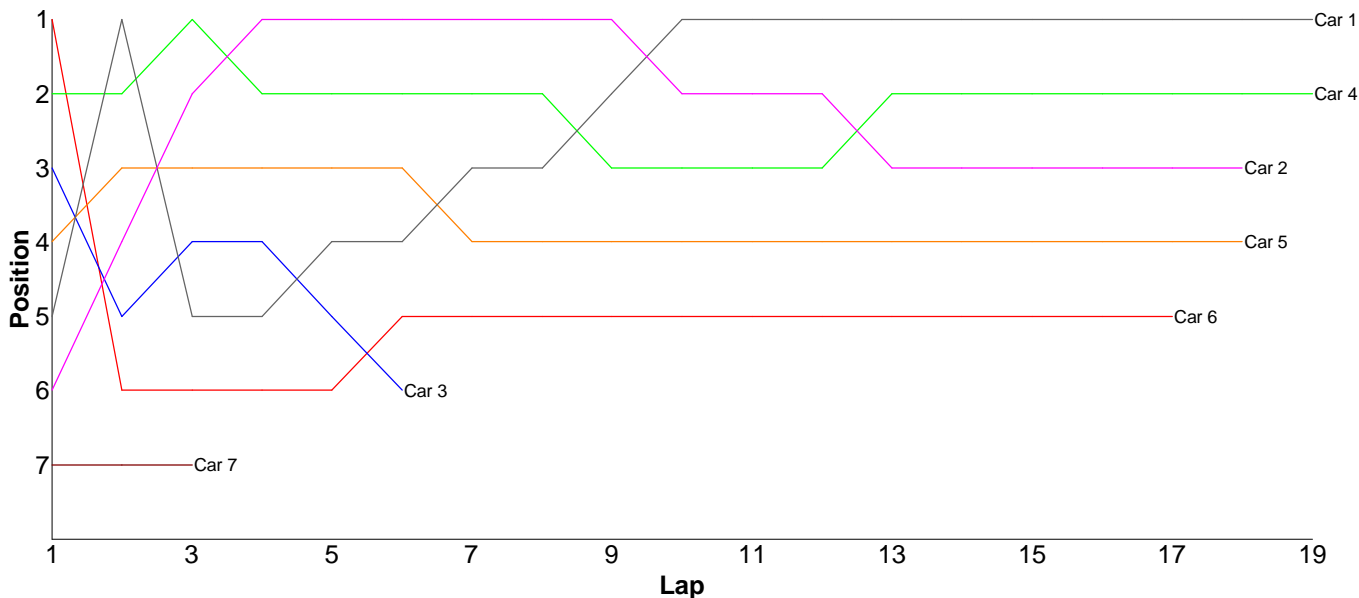
Lap	Car 1	Car 2	Car 3	Car 4	Car 5	Car 6	Car 7
1	17.94	17.54	17.16	21.04	17.71	16.74	21.74
2	17.29	19.06	17.62	18.42	17.37	18.26	17.54
3	17.01	19.28	17.94	18.08	18.45	17.51	17.86
4	17.48	18.09	19.47	30.63	17.44	26.09	17.33
5	17.34	16.49	17.32	23.00	17.54	17.21	16.77
6	17.71	17.82	18.50	17.85	18.82	16.77	17.52
7	17.27	17.13	17.19	17.45	17.66	17.70	17.62
8	18.49	17.51	17.19	20.62	17.69	17.26	17.99
9	17.64	17.49	17.68	21.88	17.89	17.34	17.46
10	17.45	17.07	17.41	25.27	17.63	17.00	18.66
11	17.69	16.68	17.18	18.52	18.48	16.83	17.23
12	18.40	22.97	17.66	17.41	18.42	18.17	17.37
13	19.22	19.22	17.58	18.59	28.94	18.55	22.34
14	18.44	17.14	17.11		17.72	17.40	17.87
15	18.55	16.84	17.53		18.31	27.11	17.54
16	18.77	17.21	17.34		17.56	17.25	18.48
17	18.48	17.30	17.60		17.59	17.21	17.65
18			17.24				
19							



Heat 4 - Round 4 (13.5 Stock)

Pos	Car	Form	Name	Car Make	Result	Ave	Best
1	1	F1	Nick Adams	Xray	19 / 306.43	16.12	14.89
2	4	F2	Jon Wilkins	Schumacher	19 / 317.16	16.69	16.04
3	2	F1	Brian Killick	Xray	18 / 302.32	16.79	15.69
4	5	F2	Kevin Bissell	Xray	18 / 314.14	17.45	16.64
5	6	F2	Neil Talbot	Xray	17 / 310.46	18.26	16.26
6	3	F1	James Davis	Tamiya	6 / 116.53	19.42	16.81
7	7	F2	Kieran Stokes (J)	Xray	3 / 313.05	104.35	18.02

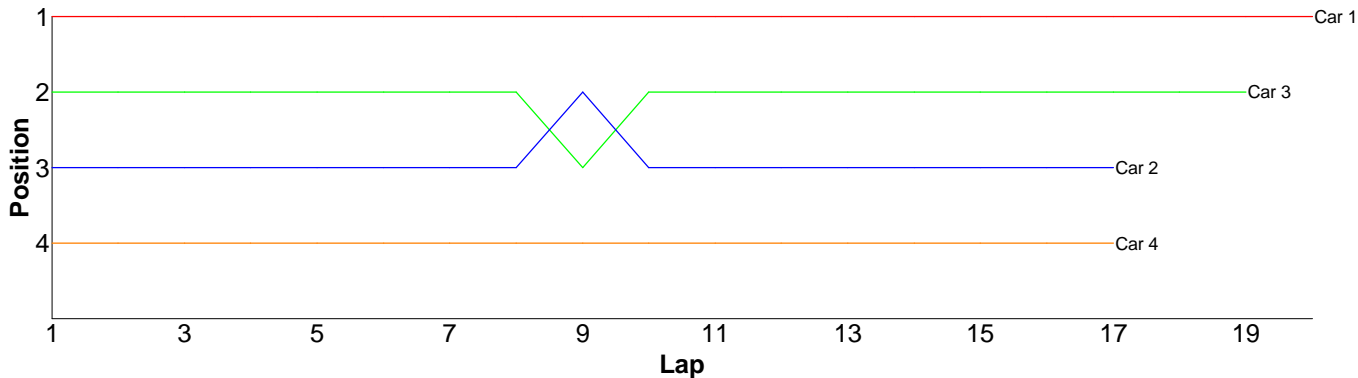
Lap	Car 1	Car 2	Car 3	Car 4	Car 5	Car 6	Car 7
1	17.29	18.40	16.81	16.77	17.09	16.53	274.11
2	15.93	16.03	18.56	16.68	16.86	22.35	20.92
3	23.06	16.28	17.01	17.23	16.82	17.52	18.02
4	15.49	16.45	18.12	16.75	17.19	19.43	
5	14.89	15.81	17.50	16.69	16.85	18.10	
6	16.85	15.69	28.53	16.85	16.89	17.50	
7	15.77	16.47		17.64	17.94	17.21	
8	15.89	16.58		16.32	16.91	18.43	
9	15.50	18.33		16.52	17.41	18.31	
10	15.63	16.51		16.69	16.99	17.44	
11	15.27	16.10		16.41	16.64	19.51	
12	15.47	16.36		16.26	17.11	17.37	
13	15.63	19.62		16.16	17.05	22.36	
14	15.44	16.57		16.17	17.34	17.69	
15	15.72	15.96		16.04	23.45	17.23	
16	15.89	16.29		18.09	17.68	16.26	
17	15.37	17.92		16.48	17.00	17.22	
18	15.68	16.95		16.12	16.92		
19	15.66			17.29			
20							



Heat 5 - Round 4 (<10.5 / Mod>)

Pos	Car	Form	Name	Class	Car Make	Result	Ave	Best
1	1		Alex Gardiner	10.5 ProStk	Schumacher	20 / 308.58	15.42	14.99
2	3		Chris House	Modified	Photon	19 / 312.89	16.46	15.36
3	2		Dain Gayler	10.5 ProStk	Photon	17 / 301.51	17.73	15.82
4	4		Ian Austen	10.5 ProStk	Tamiya	17 / 304.26	17.89	17.10

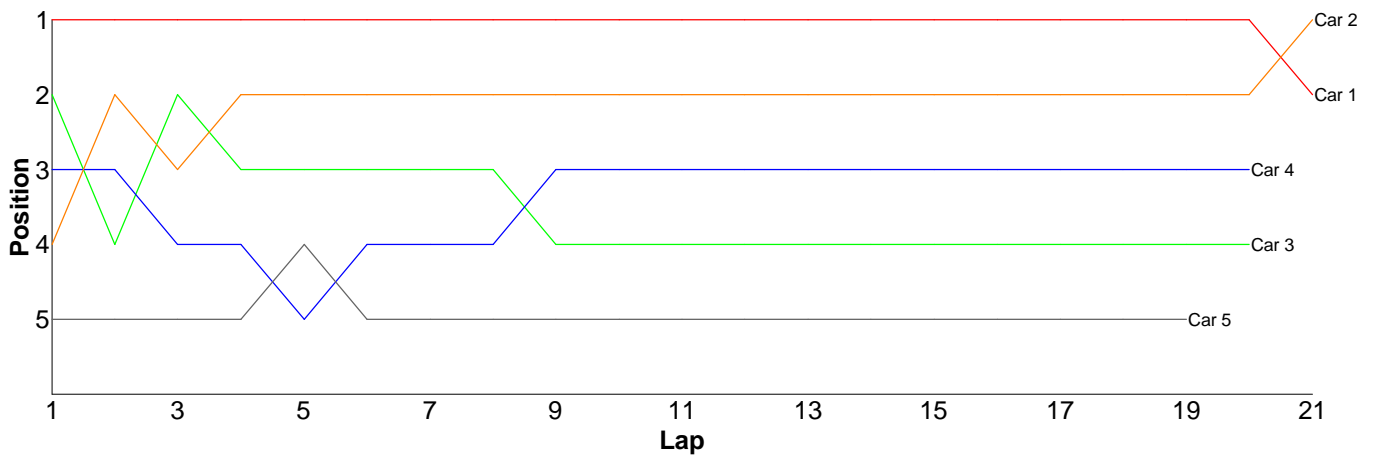
Lap	Car 1	Car 2	Car 3	Car 4
1	15.96	17.86	16.92	18.59
2	15.02	17.43	15.75	17.12
3	15.05	16.91	15.53	17.26
4	18.01	16.21	16.24	17.22
5	15.44	16.75	15.36	17.35
6	15.39	16.31	21.64	17.42
7	15.00	16.81	16.66	19.03
8	15.35	16.24	16.08	17.10
9	14.99	15.82	18.24	18.60
10	15.24	21.55	16.92	18.46
11	15.39	16.15	15.77	17.60
12	15.00	16.40	15.68	18.49
13	15.15	18.75	16.17	18.94
14	15.28	24.13	16.55	18.27
15	15.53	16.82	16.01	17.36
16	15.22	20.90	15.62	17.96
17	15.08	16.47	15.72	17.49
18	15.11		15.91	
19	15.72		16.12	
20	15.65			
21				



Heat 6 - Round 4 (<10.5 / Mod>)

Pos	Car	Form	Name	Class	Car Make	Result	Ave	Best
1	2	F1	John Zottl	10.5 ProStk	Xray	21 / 310.49	14.78	14.45
2	1	F1	Ben Cane	10.5 ProStk	Schumacher	21 / 310.54	14.78	13.96
3	4	F1	Ori Sohachevsky	10.5 ProStk	Schumacher	20 / 302.53	15.12	14.56
4	3	F1	Matthew Quinisk	10.5 ProStk	Schumacher	20 / 307.04	15.35	14.29
5	5		Jason Moggridge	Modified	Corally	19 / 312.83	16.46	14.44

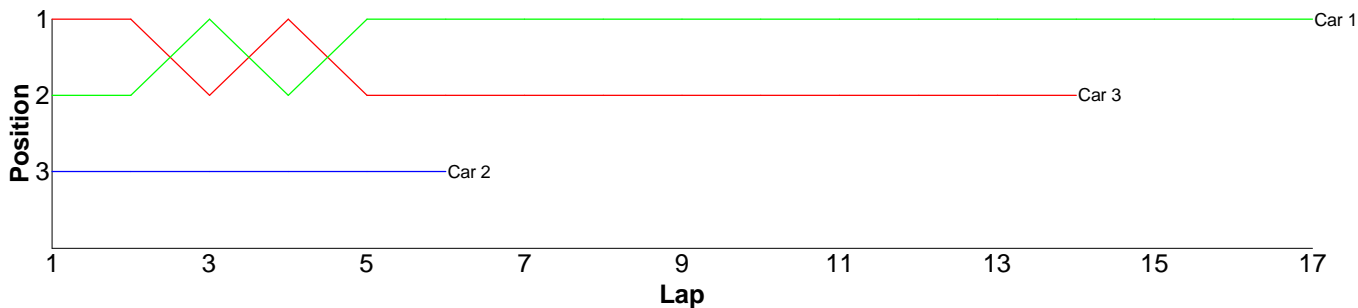
Lap	Car 1	Car 2	Car 3	Car 4	Car 5
1	13.96	14.80	14.29	14.75	15.27
2	14.43	14.75	15.90	15.41	15.77
3	14.82	15.51	14.48	15.30	15.22
4	15.29	14.58	15.59	15.46	14.99
5	14.52	14.70	15.22	15.81	15.17
6	14.80	14.87	15.54	17.44	21.17
7	14.77	15.09	15.27	15.25	15.42
8	14.67	14.69	14.86	14.61	15.47
9	14.66	14.80	20.20	14.99	15.45
10	15.04	14.91	15.77	14.73	15.77
11	14.72	14.45	14.97	14.56	16.33
12	14.72	15.16	14.64	14.64	14.57
13	14.76	14.83	14.82	15.67	15.06
14	14.51	14.60	14.78	15.25	32.83
15	14.69	14.59	15.58	14.87	15.26
16	15.07	14.57	15.08	15.09	15.12
17	14.63	14.74	14.98	14.58	14.87
18	14.69	14.74	14.97	14.65	14.65
19	14.59	14.63	14.94	14.64	14.44
20	14.75	14.69	15.16	14.83	
21	16.45	14.79			
22					



Heat 7 - Round 4 (<GT>)

Pos	Car	Form	Name	Class	Car Make	Result	Ave	Best
1	1		Nigel Moss	GT1	CRC	17 / 316.44	18.61	16.91
2	3		Keith Aldridge	GT2	Associated	14 / 300.67	21.47	19.90
3	2		Dave Skelton	GT1	Associated	6 / 135.83	22.63	18.21

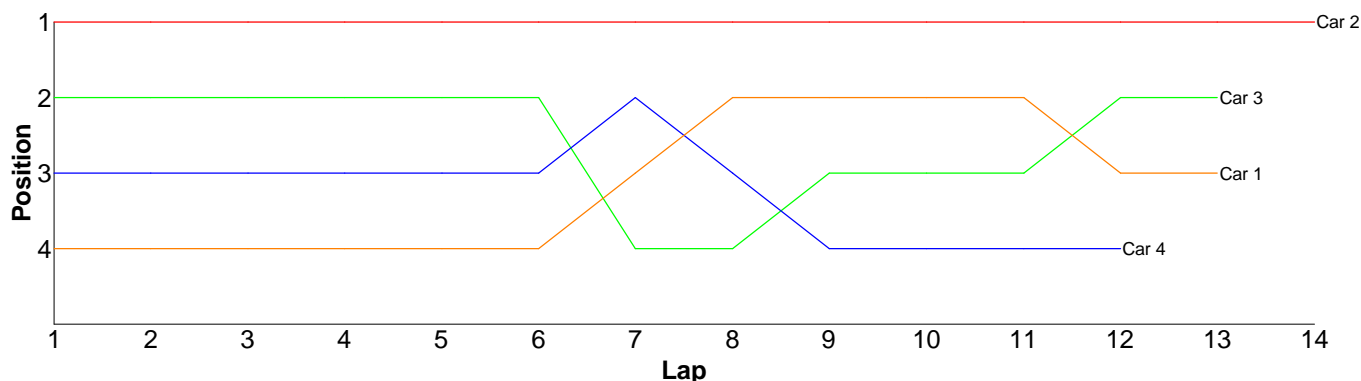
Lap	Car 1	Car 2	Car 3
1	22.24	24.27	20.72
2	20.92	26.66	20.51
3	18.02	18.21	21.39
4	22.17	21.45	20.07
5	17.13	18.52	20.01
6	18.44	26.72	20.36
7	17.08		19.90
8	17.66		23.01
9	16.91		20.34
10	16.96		20.58
11	19.08		20.20
12	20.13		32.09
13	17.61		21.31
14	19.78		20.18
15	17.58		
16	17.24		
17	17.49		
18			



Heat 8 - Round 4 (Bikes)

Pos	Car	Form	Name	Car Make	Result	Ave	Best
1	2	F1	Jevon Frost		14 / 306.09	21.86	20.49
2	3	F1	Andy Carless		13 / 306.54	23.58	21.84
3	1	F1	Simon Lancaster		13 / 316.78	24.36	19.71
4	4	F1	Graham Clarke		12 / 334.15	27.84	21.71

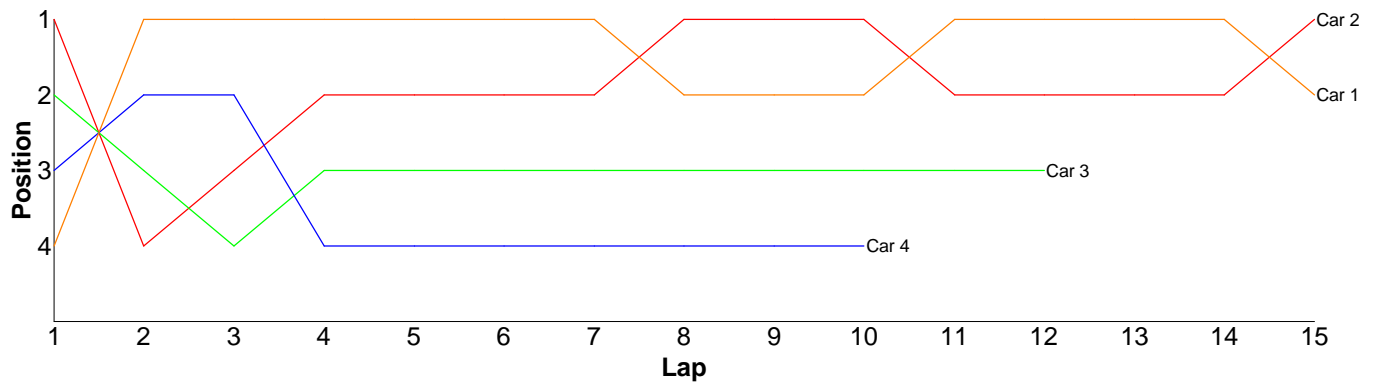
Lap	Car 1	Car 2	Car 3	Car 4
1	38.66	21.49	22.25	24.43
2	20.29	20.90	21.84	23.18
3	23.80	20.89	23.68	24.42
4	21.29	20.79	22.55	22.21
5	19.71	20.49	22.47	21.71
6	20.58	24.13	21.97	21.82
7	20.17	20.55	31.28	24.80
8	19.98	21.58	28.76	26.87
9	23.67	20.78	22.41	55.65
10	25.97	31.05	23.23	23.90
11	26.82	21.01	21.87	29.75
12	35.78	21.10	22.03	35.41
13	20.06	20.84	22.20	
14		20.49		
15				



Heat 1 - Round 5 (17.5 Sport)

Pos	Car	Form	Name	Car Make	Result	Ave	Best
1	2	F3	Paul Taylor	Schumacher	15 / 305.63	20.37	18.85
2	1	F2	Gareth Harding	Hot Bodies	15 / 306.27	20.41	19.59
3	3	F2	Jason Elliot	Associated	12 / 258.80	21.56	19.07
4	4	F2	Ed Benn	Xray	10 / 241.22	24.12	19.60

Lap	Car 1	Car 2	Car 3	Car 4
1	19.87	19.55	19.58	19.60
2	19.70	24.27	23.79	20.75
3	19.59	18.85	22.89	19.82
4	20.30	20.27	22.57	42.98
5	21.21	22.50	26.94	20.96
6	22.78	19.54	22.35	20.83
7	20.19	19.50	19.48	21.22
8	20.70	18.86	19.07	21.93
9	20.46	19.62	19.62	21.19
10	20.06	18.95	19.76	31.94
11	20.04	26.53	20.73	
12	20.11	19.10	22.02	
13	21.15	19.28		
14	19.98	19.71		
15	20.13	19.10		
16				

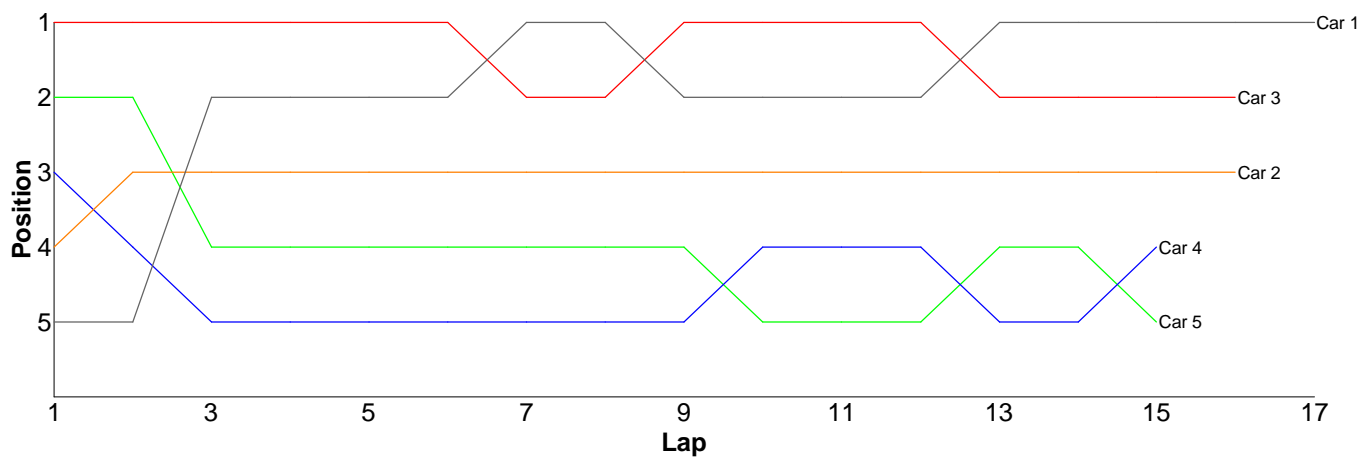


Heat 2 - Round 5 (17.5 Sport)

Pos	Car	Form	Name	Car Make	Result	Ave	Best
1	1		Rob Baxter	Yokomo	17 / 315.33	18.54	17.15
2	3	F2	Chris Howard	Schumacher	16 / 304.36	19.02	17.73
3	2	F2	Bradley Killick (J)	Xray	16 / 320.22	20.01	18.91
4	4	F2	Matthew Mills (J)	Xray	15 / 307.81	20.52	19.74
5	5	F2	Mick Barnes	Xray	15 / 313.72	20.91	19.10

Lap	Car 1	Car 2	Car 3	Car 4	Car 5
-----	-------	-------	-------	-------	-------

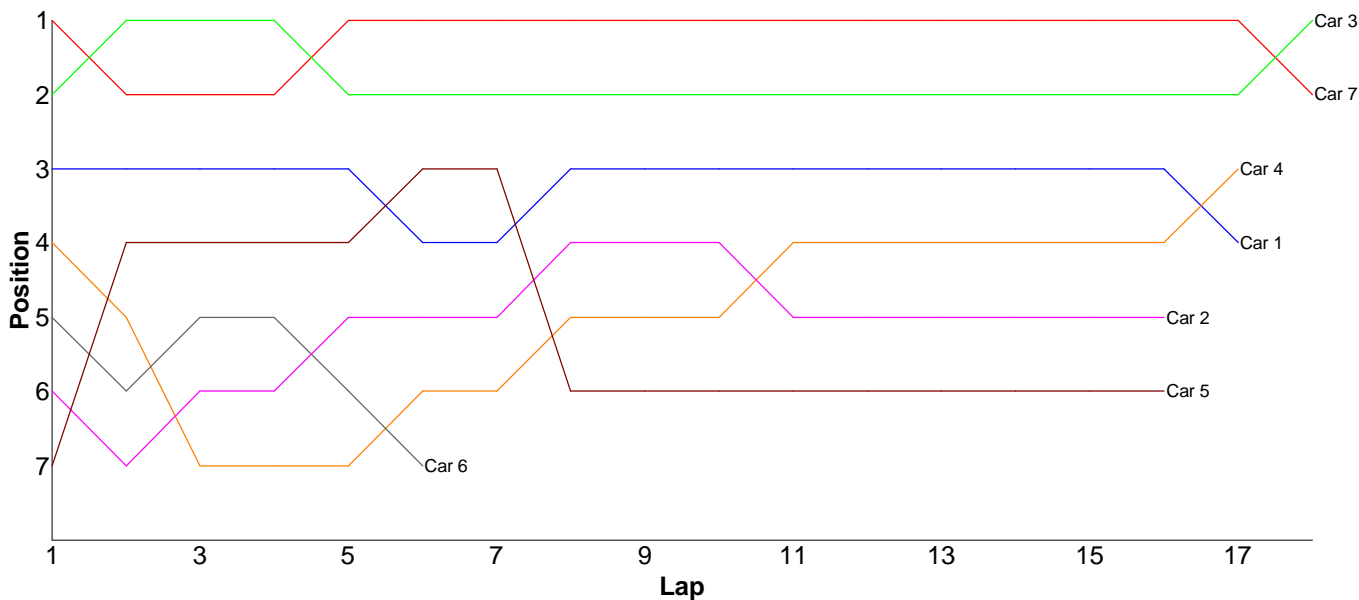
1	23.00	20.17	18.57	20.13	19.61
2	18.08	19.90	17.73	20.86	19.83
3	17.92	19.87	18.13	20.54	21.62
4	18.13	19.46	18.34	19.74	19.23
5	17.69	19.30	18.55	21.67	19.64
6	17.90	19.30	18.17	20.33	19.77
7	17.60	19.78	22.85	20.25	21.08
8	17.69	19.45	18.82	19.93	19.55
9	23.24	19.64	17.84	20.39	19.29
10	20.03	18.91	18.44	20.10	27.14
11	17.47	19.50	18.71	20.04	19.10
12	17.94	21.02	19.44	20.99	19.16
13	17.76	19.50	21.33	20.28	19.51
14	17.38	19.72	19.58	20.61	19.58
15	17.15	20.70	19.43	21.95	29.61
16	19.07	24.00	18.43		
17	17.28				
18					



Heat 3 - Round 5 (13.5 Stock)

Pos	Car	Form	Name	Car Make	Result	Ave	Best
1	3	F2	Gerald Page	Tamiya	18 / 313.96	17.44	17.13
2	7		Keith Aldridge	Photon	18 / 314.07	17.44	16.75
3	4	F2	Andrew Mills	Xray	17 / 309.21	18.18	16.32
4	1	F2	Ian Cairns	Schumacher	17 / 309.45	18.20	17.33
5	2	F2	Dave Skelton	Xray	16 / 307.61	19.22	16.73
6	5	F2	Stephen Mills	Schumacher	16 / 314.12	19.63	16.50
7	6	F2	Scott Stokes	Xray	6 / 124.30	20.71	17.74

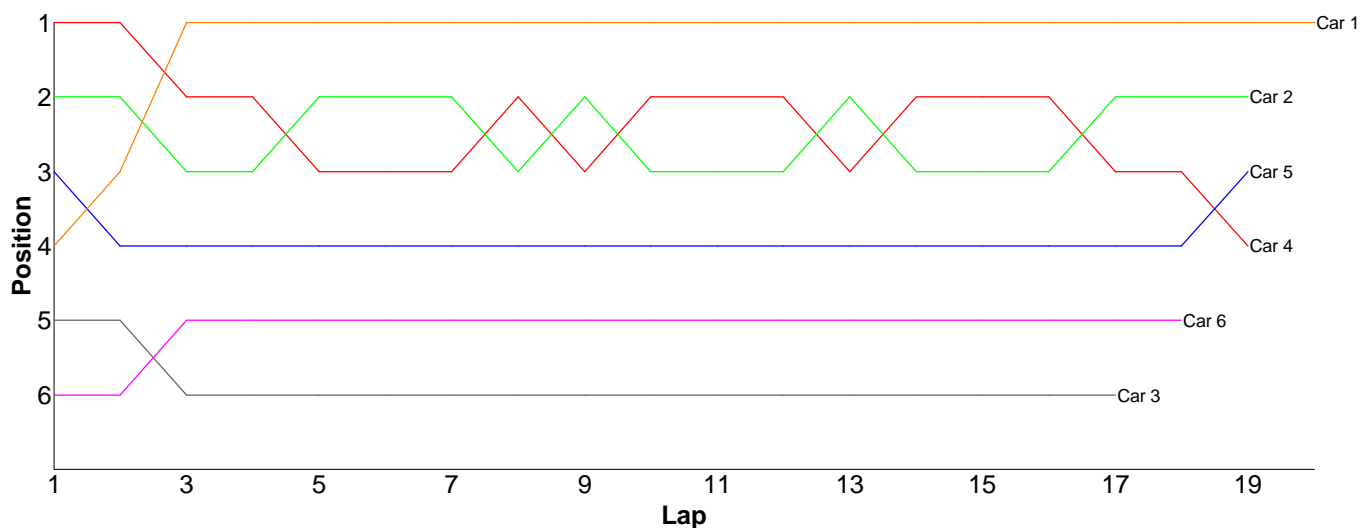
Lap	Car 1	Car 2	Car 3	Car 4	Car 5	Car 6	Car 7
1	18.06	18.67	17.58	18.18	19.78	18.22	17.24
2	17.56	22.70	17.30	21.79	16.97	23.03	18.18
3	17.38	20.69	17.37	23.88	20.86	17.74	16.86
4	17.48	18.70	17.72	18.01	19.13	18.54	18.13
5	18.04	18.17	17.94	23.08	17.34	23.13	16.75
6	24.57	18.88	17.58	17.20	18.93	23.64	17.24
7	17.75	17.19	17.22	16.91	16.72		17.54
8	17.35	17.19	17.40	16.32	36.83		17.01
9	17.79	16.73	17.26	16.61	16.50		17.19
10	17.33	17.35	17.24	16.79	22.21		16.81
11	17.58	24.81	17.13	17.09	17.25		18.46
12	17.90	21.59	17.57	17.53	16.97		17.25
13	17.54	17.50	17.25	17.01	16.97		17.19
14	17.92	21.50	17.35	18.29	23.24		17.02
15	18.05	18.80	17.54	17.03	17.50		18.48
16	19.32	17.14	17.96	16.59	16.92		17.63
17	17.83		17.23	16.90			17.12
18			17.32				17.97
19							



Heat 4 - Round 5 (13.5 Stock)

Pos	Car	Form	Name	Car Make	Result	Ave	Best
1	1	F1	Nick Adams	Xray	20 / 313.61	15.68	15.12
2	2	F1	Brian Killick	Xray	19 / 306.90	16.15	15.59
3	5	F2	Kevin Bissell	Xray	19 / 312.21	16.43	16.00
4	4	F2	Jon Wilkins	Schumacher	19 / 314.15	16.53	15.75
5	6	F2	Neil Talbot	Xray	18 / 304.46	16.91	15.63
6	3	F1	James Davis	Tamiya	17 / 304.60	17.91	15.94
7	7	F2	Kieran Stokes (J)	Xray	0 / 0.00	0.00	0.00

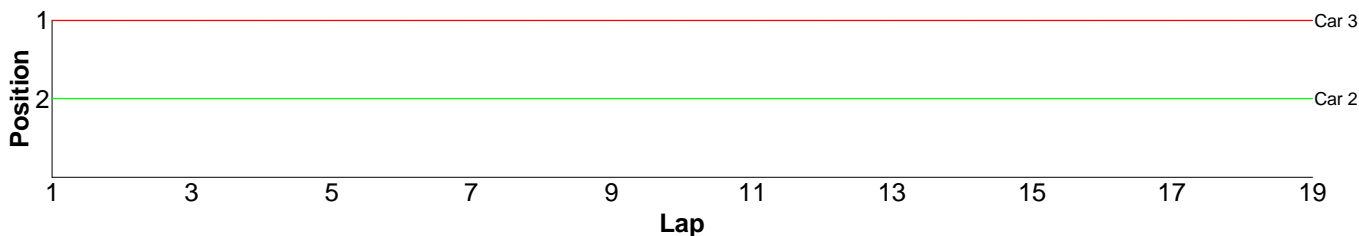
Lap	Car 1	Car 2	Car 3	Car 4	Car 5	Car 6	Car 7
1	17.24	16.06	18.42	15.75	16.25	18.47	
2	15.15	15.76	16.20	16.03	16.32	16.62	
3	15.12	16.29	18.72	15.84	16.10	16.57	
4	15.48	16.04	18.34	16.48	16.39	16.56	
5	15.59	16.08	18.59	16.43	16.00	16.28	
6	16.41	15.90	16.05	15.81	16.45	15.63	
7	15.44	15.59	16.24	15.76	16.02	16.23	
8	15.46	16.80	16.39	16.27	16.36	15.70	
9	15.84	16.23	16.09	16.39	16.47	16.25	
10	15.60	16.47	15.94	16.03	16.45	16.33	
11	15.56	16.86	16.54	16.66	16.75	18.47	
12	15.69	15.92	17.32	16.41	16.31	19.56	
13	15.47	15.97	20.35	16.15	16.45	16.19	
14	15.37	17.05	24.36	16.28	16.34	16.74	
15	15.52	15.86	17.14	16.00	16.75	15.72	
16	15.53	15.90	19.02	16.19	16.29	15.83	
17	15.93	15.71	18.89	16.25	17.15	17.45	
18	15.56	15.96		16.25	16.56	19.86	
19	15.69	16.45		23.17	16.80		
20	15.96						
21							



Heat 5 - Round 5 (<10.5 / Mod>)

Pos	Car	Form	Name	Class	Car Make	Result	Ave	Best
1	3		Chris House	Modified	Photon	19 / 302.10	15.90	15.44
2	2		Dain Gayler	10.5 ProStk	Photon	19 / 311.60	16.40	15.39
=3	1		Alex Gardiner	10.5 ProStk	Schumacher	0 / 0.00	0.00	0.00
=3	4		Ian Austen	10.5 ProStk	Tamiya	0 / 0.00	0.00	0.00

Lap	Car 1	Car 2	Car 3	Car 4
1		21.82	16.91	
2		16.29	15.92	
3		17.71	15.90	
4		15.96	16.08	
5		15.82	15.58	
6		15.60	15.48	
7		15.39	16.07	
8		15.86	16.17	
9		15.45	15.83	
10		16.09	15.61	
11		15.92	15.44	
12		15.50	15.46	
13		16.31	16.86	
14		16.26	15.79	
15		15.95	15.50	
16		15.89	15.54	
17		17.25	16.51	
18		16.77	15.88	
19		15.76	15.57	
20				

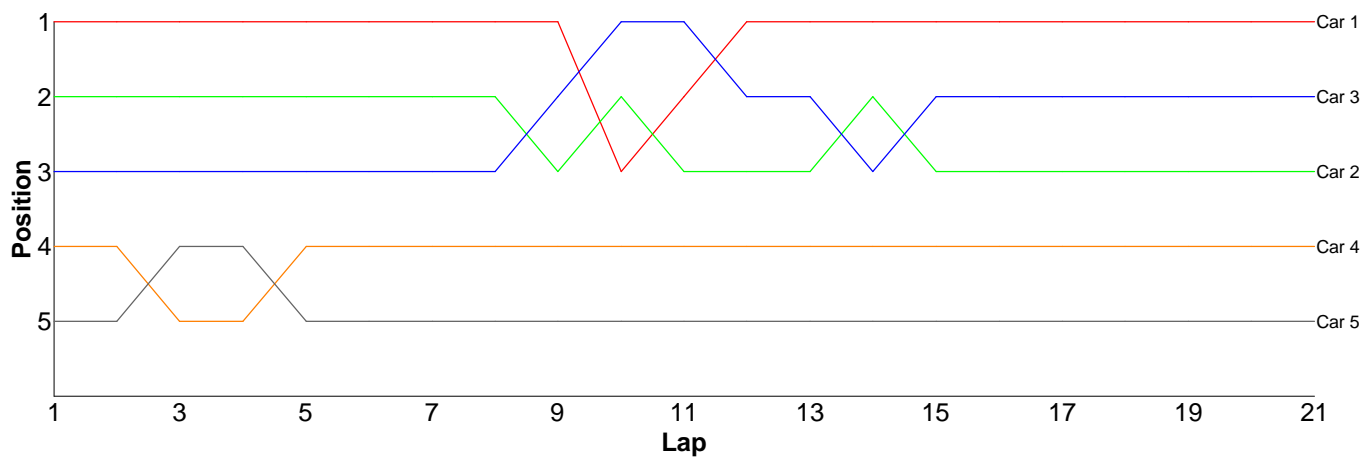


Heat 6 - Round 5 (<10.5 / Mod>)

Pos	Car	Form	Name	Class	Car Make	Result	Ave	Best
1	1	F1	Ben Cane	10.5 ProStk	Schumacher	21 / 302.65	14.41	14.05
2	3	F1	Matthew Quinlisk	10.5 ProStk	Schumacher	21 / 304.70	14.50	14.24
3	2	F1	John Zottl	10.5 ProStk	Xray	21 / 305.16	14.53	14.29
4	4	F1	Ori Sohachevsky	10.5 ProStk	Schumacher	21 / 311.58	14.83	14.08
5	5		Jason Moggridge	Modified	Corally	21 / 314.53	14.97	14.16

Lap Car 1 Car 2 Car 3 Car 4 Car 5

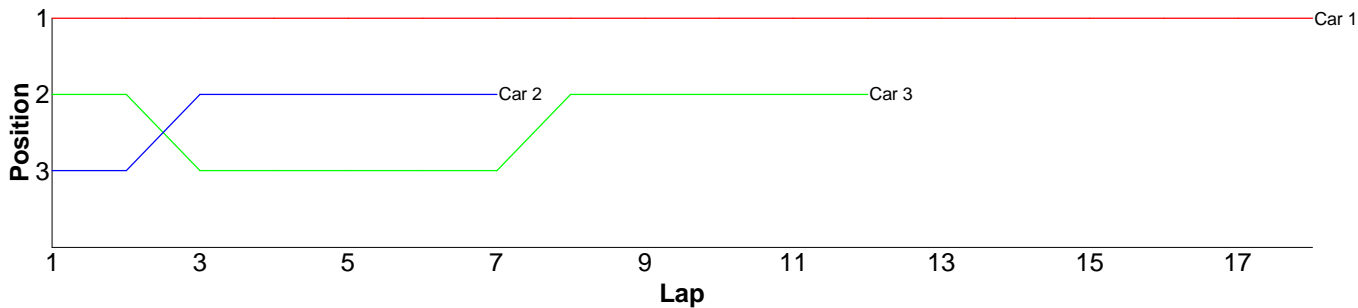
1	14.53	14.59	14.97	15.47	15.58
2	14.58	14.69	14.35	14.82	14.80
3	14.28	14.39	14.88	15.31	14.37
4	14.33	14.47	14.44	14.95	14.81
5	14.14	14.54	14.30	14.49	15.82
6	14.05	14.48	14.54	14.50	15.14
7	14.18	14.29	14.24	14.47	16.26
8	14.23	14.76	14.57	14.17	15.36
9	14.13	14.57	14.29	14.57	15.36
10	16.88	14.53	14.29	14.54	15.06
11	14.31	14.52	14.59	14.36	15.20
12	14.20	14.30	14.38	14.42	14.44
13	14.29	14.43	14.66	14.38	14.93
14	14.42	14.50	14.57	17.93	14.16
15	14.25	14.38	14.29	15.10	14.79
16	14.39	14.54	14.34	14.90	14.66
17	14.27	14.51	14.40	14.72	14.66
18	14.17	14.70	14.71	14.86	14.63
19	14.36	14.72	14.84	14.46	15.24
20	14.37	14.59	14.42	14.08	14.53
21	14.29	14.66	14.63	15.08	14.73
22					



Heat 7 - Round 5 (<GT>)

Pos	Car	Form	Name	Class	Car Make	Result	Ave	Best
1	1		Nigel Moss	GT1	CRC	18 / 315.55	17.53	16.15
2	3		Keith Aldridge	GT2	Associated	12 / 268.44	22.37	19.78
3	2		Dave Skelton	GT1	Associated	7 / 143.78	20.54	17.53

Lap	Car 1	Car 2	Car 3
1	16.77	20.80	20.51
2	16.26	22.16	20.43
3	16.15	20.19	23.02
4	17.44	17.53	20.98
5	16.72	18.42	19.78
6	16.67	25.15	21.96
7	16.45	19.53	20.07
8	16.34		20.54
9	19.40		20.85
10	25.20		40.12
11	17.08		20.09
12	17.35		20.09
13	16.67		
14	19.21		
15	16.87		
16	16.17		
17	18.09		
18	16.71		
19			



Heat 8 - Round 5 (Bikes)

Pos	Car	Form	Name	Car Make	Result	Ave	Best
1	3	F1	Andy Carless		13 / 306.05	23.54	21.79
2	1	F1	Simon Lancaster		13 / 307.78	23.67	20.40
3	2	F1	Jevon Frost		13 / 323.41	24.87	20.22
4	4	F1	Graham Clarke		6 / 189.60	31.60	18.34

Lap	Car 1	Car 2	Car 3	Car 4
1	25.21	22.24	29.23	24.75
2	20.47	20.79	23.28	26.19
3	20.72	20.38	21.79	58.07
4	20.97	20.52	21.99	33.01
5	28.36	20.57	23.55	18.34
6	21.17	37.17	22.06	29.24
7	20.65	20.22	22.94	
8	20.99	23.03	24.96	
9	20.40	27.27	22.55	
10	27.12	23.53	22.39	
11	21.19	39.75	22.21	
12	32.81	21.99	26.49	
13	27.72	25.95	22.61	
14				

