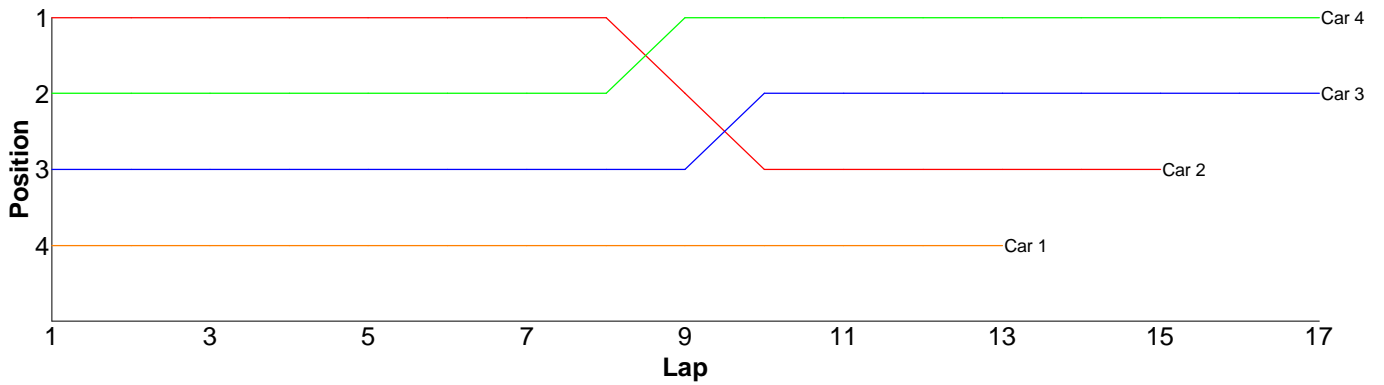


Race Results

13.5 Stock - B Final

Pos	Car	Form	Name	Car Make	Result	Ave	Best
1	4	F2	Stephen Mills	Schumacher	17 / 300.53	17.67	16.76
2	3	F2	Andrew Mills	Xray	17 / 304.37	17.90	15.88
3	2	F2	Scott Stokes	Xray	15 / 302.63	20.17	17.41
4	1	F2	Ian Cairns	Schumacher	13 / 315.60	24.27	17.44

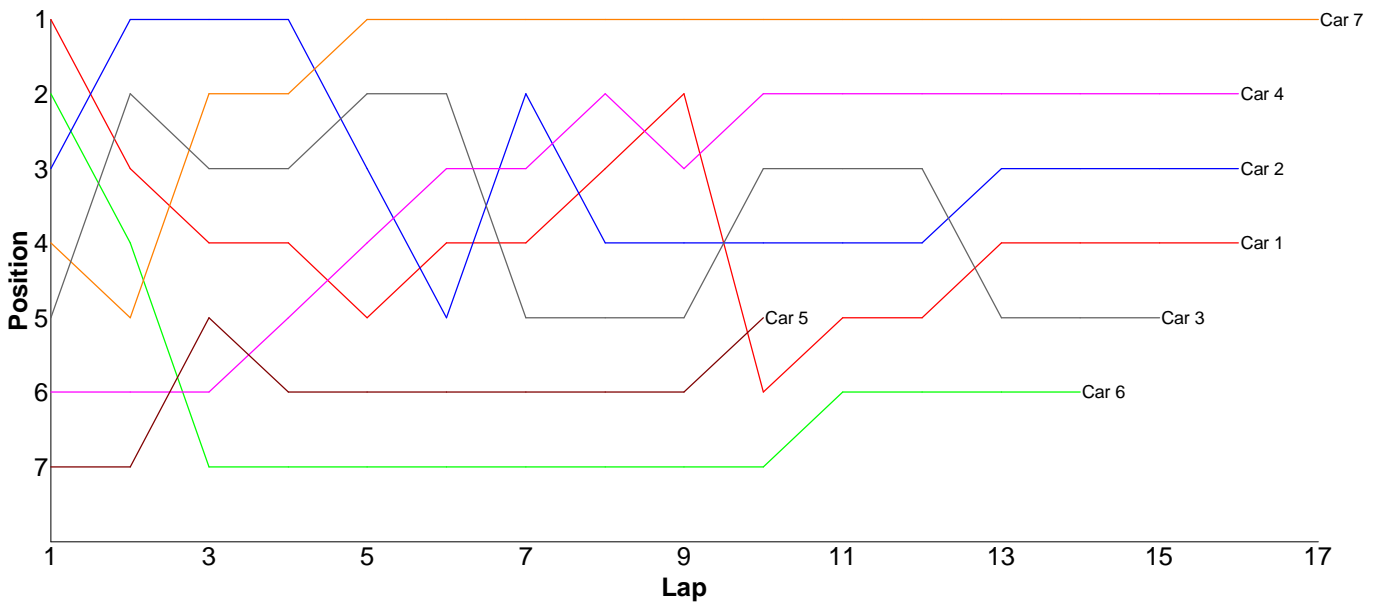
Lap	Car 1	Car 2	Car 3	Car 4
1	22.79	9.99	19.90	12.05
2	85.41	17.78	19.72	18.40
3	19.20	18.69	24.78	17.08
4	18.42	17.51	17.13	17.57
5	19.85	17.41	17.76	18.04
6	19.29	19.08	16.51	18.38
7	20.49	17.42	16.51	16.76
8	17.44	17.71	15.88	19.05
9	17.53	28.00	17.89	17.67
10	17.99	26.68	16.34	18.15
11	18.93	27.70	17.29	18.56
12	18.00	21.40	16.99	19.30
13	20.26	21.40	21.68	17.72
14		20.72	16.68	18.48
15		21.14	16.34	18.31
16			16.32	17.78
17			16.65	17.23
18				



17.5 Sport - A Final

Pos	Car	Form	Name	Car Make	Result	Ave	Best
1	7	F2	Mick Barnes	Xray	17 / 311.28	18.31	12.15
2	4	F3	Paul Taylor	Schumacher	16 / 305.70	19.10	18.51
3	2	F2	Matthew Mills (J)	Xray	16 / 310.06	19.37	18.34
4	1	F2	Chris Howard	Schumacher	16 / 316.28	19.76	17.53
5	3	F2	Bradley Killick (J)	Xray	15 / 303.54	20.23	18.66
6	6	F2	Ed Benn	Xray	14 / 301.63	21.54	19.53
7	5	F2	Gareth Harding	Hot Bodies	10 / 198.17	19.81	19.96
8	8	F2	Jason Elliot	Associated	0 / 0.00	0.00	0.00

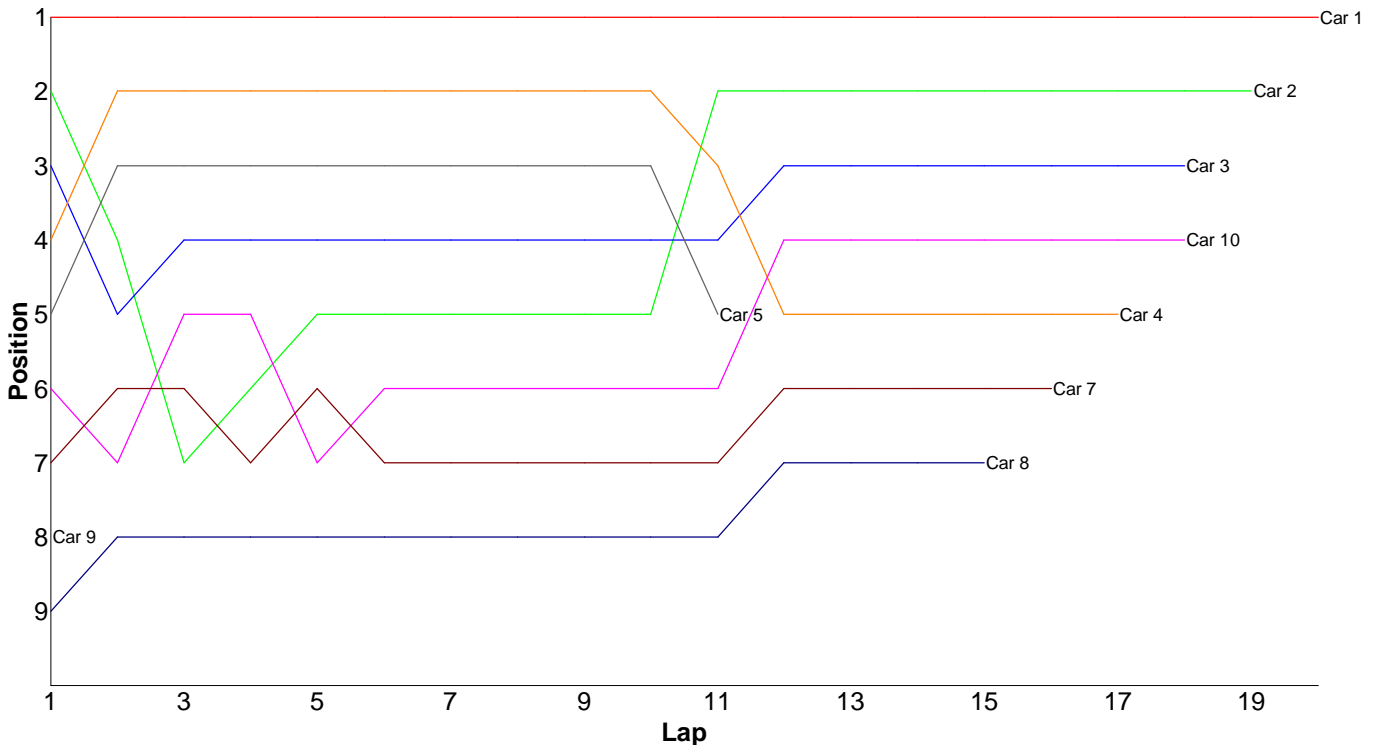
Lap	Car 1	Car 2	Car 3	Car 4	Car 5	Car 6	Car 7	Car 8
1	10.95	11.68	12.79	14.81	15.31	11.36	11.77	
2	21.74	18.81	18.75	19.32	20.24	21.36	21.77	
3	21.82	18.96	21.72	22.19	20.01	28.01	18.84	
4	19.40	18.34	20.08	19.00	20.70	19.97	18.53	
5	20.73	25.16	18.66	18.51	19.96	26.48	18.79	
6	18.90	21.54	20.44	18.68	20.00	21.36	18.47	
7	20.68	18.63	22.84	21.20	20.00	21.84	20.19	
8	18.72	20.25	19.79	18.94	20.30	19.58	12.15	
9	17.53	18.49	19.35	18.74	20.63	23.10	16.56	
10	27.87	23.31	20.00	19.02	21.02	19.53	19.46	
11	20.56	19.09	19.38	18.94		25.24	18.94	
12	18.36	19.76	20.05	18.86		20.49	19.15	
13	18.72	19.62	28.17	19.45		19.80	19.98	
14	18.37	19.25	21.39	18.54		23.51	19.27	
15	18.58	18.37	20.13	19.49			19.40	
16	23.35	18.80		20.01			19.18	
17							18.83	
18								



13.5 Stock - A Final

Pos	Car	Form	Name	Car Make	Result	Ave	Best
1	1	F1	Nick Adams	Xray	20 / 301.64	15.08	14.97
2	2	F1	Brian Killick	Xray	19 / 310.54	16.34	15.65
3	3	F2	Kevin Bissell	Xray	18 / 303.45	16.85	16.29
4	10	F1	James Davis	Tamiya	18 / 309.86	17.21	15.90
5	4	F2	Jon Wilkins	Schumacher	17 / 306.08	18.00	15.92
6	7	F2	Gerald Page	Tamiya	16 / 300.17	18.76	17.04
7	8		Keith Aldridge	Photon	15 / 314.50	20.96	16.61
8	5	F2	Neil Talbot	Xray	11 / 186.17	16.92	16.00
9	9	F2	Dave Skelton	Xray	1 / 19.54	19.54	0.00
10	6	F2	Kieran Stokes (J)	Xray	0 / 0.00	0.00	0.00

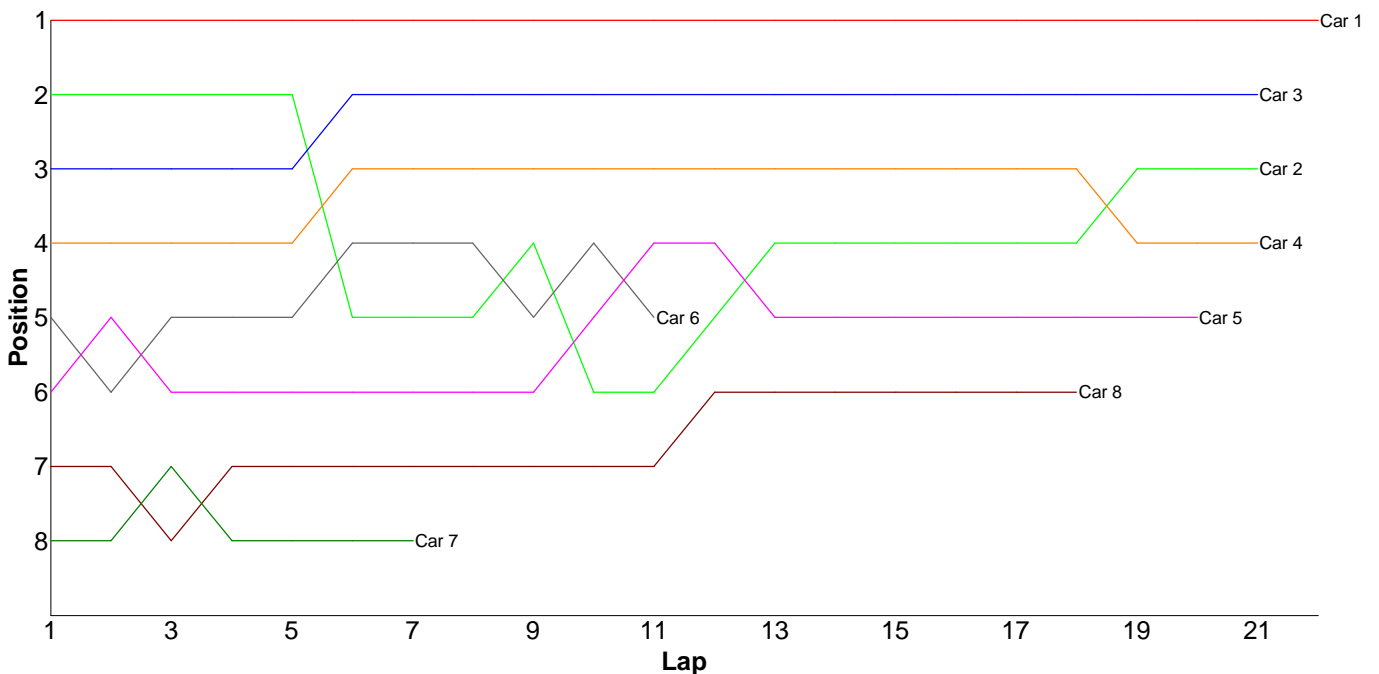
Lap	Car 1	Car 2	Car 3	Car 4	Car 5	Car 6	Car 7	Car 8	Car 9	Car 10
1	8.69	9.83	10.13	10.37	11.87		13.86	53.44	19.54	13.50
2	15.64	19.27	19.77	16.86	16.75		17.77	18.32		18.35
3	15.15	20.69	16.62	16.41	16.20		17.45	17.05		16.67
4	15.48	15.97	16.30	15.92	16.47		17.21	18.17		16.91
5	15.34	17.39	16.44	15.96	16.54		17.04	16.80		18.86
6	15.22	17.06	16.41	16.02	16.09		21.20	16.81		17.28
7	16.29	15.98	17.61	17.18	16.46		17.30	21.07		17.10
8	15.78	15.97	16.65	16.08	16.21		28.42	26.34		16.00
9	15.19	15.65	16.29	16.41	16.00		24.94	18.26		16.94
10	15.63	16.29	16.75	16.17	17.30		17.82	16.61		16.46
11	15.29	16.18	19.12	24.30	26.28		17.94	17.04		18.47
12	16.09	16.81	17.71	32.71			17.18	18.70		16.62
13	15.13	16.61	16.84	16.52			18.32	18.32		15.90
14	15.59	16.32	17.26	16.46			18.01	18.77		19.29
15	15.07	15.80	17.05	16.66			17.90	18.80		21.89
16	15.09	15.85	17.88	25.48			17.81			16.72
17	14.97	15.83	17.17	16.57						16.86
18	15.25	17.32	17.45							16.04
19	15.57	15.72								
20	15.18									
21										



<10.5 / Mod> - A Final

Pos	Car	Form	Name	Class	Car Make	Result	Ave	Best
1	1	F1	Ben Cane	10.5 ProStk	Schumacher	22 / 312.39	14.19	14.10
2	3	F1	John Zottl	10.5 ProStk	Xray	21 / 300.71	14.31	14.27
3	2	F1	Matthew Quinlisk	10.5 ProStk	Schumacher	21 / 312.99	14.90	14.20
4	4	F1	Ori Sohachevsky	10.5 ProStk	Schumacher	21 / 314.24	14.96	14.50
5	5		Jason Moggridge	Modified	Corally	20 / 302.73	15.13	14.39
6	8		Dain Gayler	10.5 ProStk	Photon	18 / 302.41	16.80	15.24
7	6		Alex Gardiner	10.5 ProStk	Schumacher	11 / 163.30	14.84	14.39
8	7		Chris House	Modified	Photon	7 / 123.45	17.63	16.18
9	9		Ian Austen	10.5 ProStk	Tamiya	0 / 0.00	0.00	0.00

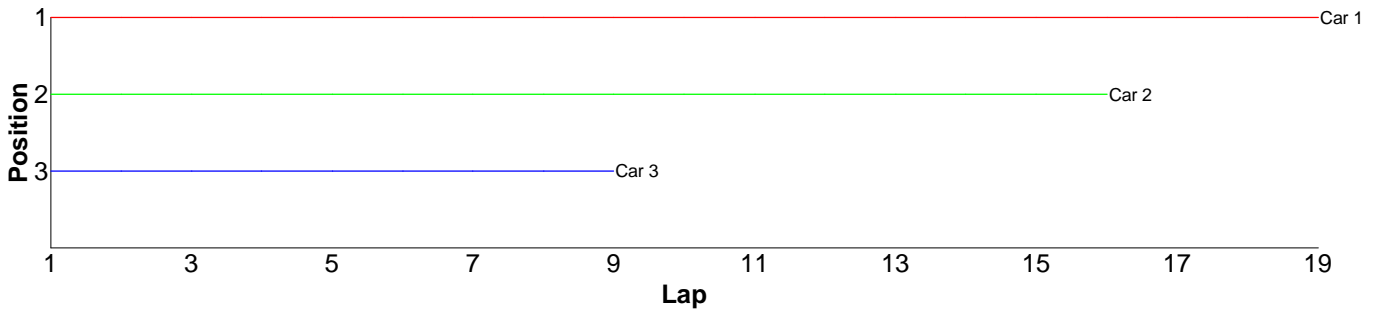
Lap	Car 1	Car 2	Car 3	Car 4	Car 5	Car 6	Car 7	Car 8	Car 9
1	8.63	8.74	9.17	9.64	9.96	9.68	11.37	11.04	
2	14.77	15.12	15.10	15.84	15.67	16.05	16.18	15.86	
3	14.31	14.20	14.52	15.60	17.13	15.58	16.36	18.10	
4	14.35	14.26	14.44	16.18	14.93	16.27	19.90	17.13	
5	14.50	14.51	14.32	14.56	15.14	14.95	26.31	15.75	
6	14.50	20.52	15.37	14.68	16.46	14.63	16.26	15.59	
7	14.66	15.16	14.63	14.50	14.39	14.70	17.07	15.33	
8	14.41	14.37	14.44	14.57	14.47	14.84		19.48	
9	14.93	14.70	14.47	14.53	15.01	15.06		28.30	
10	14.62	17.18	14.61	14.71	14.62	14.39		16.51	
11	14.44	14.63	14.64	14.79	14.84	17.15		15.32	
12	14.18	15.60	14.37	14.69	15.45			16.52	
13	14.39	14.37	14.47	14.66	16.35			15.24	
14	14.44	14.32	14.63	15.22	14.76			15.58	
15	14.17	15.15	14.27	14.89	14.73			15.76	
16	14.10	14.63	14.40	16.29	17.03			17.74	
17	14.30	17.72	14.39	14.75	16.40			17.54	
18	14.47	14.59	14.72	14.67	15.86			15.62	
19	14.44	14.40	14.48	20.04	14.90				
20	14.64	14.24	14.58	14.81	14.63				
21	14.49	14.58	14.69	14.62					
22	14.65								
23									



<GT> - A Final

Pos	Car	Form	Name	Class	Car Make	Result	Ave	Best
1	1		Nigel Moss	GT1	CRC	19 / 303.40	15.96	15.87
2	2		Dave Skelton	GT1	Associated	16 / 301.32	18.83	15.80
3	3		Keith Aldridge	GT2	Associated	9 / 273.64	30.40	19.10

Lap	Car 1	Car 2	Car 3
1	9.32	10.93	11.90
2	16.21	16.82	19.10
3	16.25	17.04	43.36
4	16.66	21.29	21.47
5	17.01	18.10	47.75
6	16.74	18.96	40.20
7	15.87	15.80	26.60
8	16.30	16.76	20.43
9	16.19	16.50	42.83
10	16.49	42.24	
11	16.01	21.30	
12	16.44	16.67	
13	16.05	17.07	
14	16.36	18.51	
15	16.10	16.80	
16	16.15	16.53	
17	16.38		
18	16.36		
19	16.51		
20			



Bikes - A Final

Pos	Car	Form	Name	Car Make	Result	Ave	Best
1	2	F1	Simon Lancaster		14 / 326.94	23.35	20.17
2	1	F1	Jevon Frost		13 / 320.83	24.67	19.97
3	4	F1	Graham Clarke		11 / 322.44	29.31	22.37
4	3	F1	Andy Carless		7 / 309.64	44.23	22.02

Lap	Car 1	Car 2	Car 3	Car 4
1	20.40	16.05	16.76	20.72
2	21.21	25.00	24.71	26.36
3	21.32	21.10	172.39	35.83
4	20.18	20.18	22.55	30.47
5	23.62	20.43	22.34	23.20
6	20.03	23.55	22.02	24.47
7	20.68	21.63	28.87	26.47
8	20.15	20.17		66.13
9	32.93	32.17		23.35
10	25.31	22.88		22.37
11	19.97	22.39		23.07
12	51.84	20.22		
13	23.19	31.18		
14		29.99		
15				

