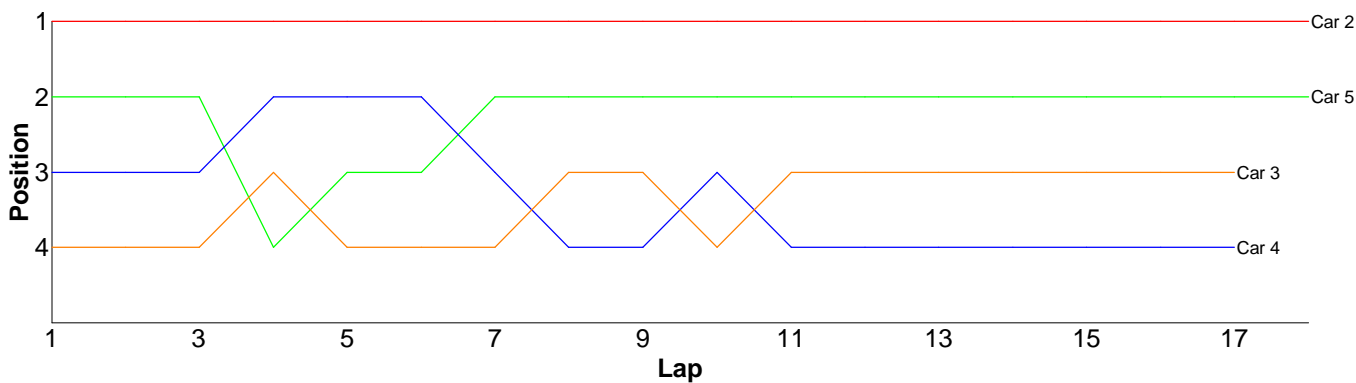


Race Results

Heat 1 - Round 1 (17.5 Sport)

Pos	Car	Form	Name	Car Make	Result	Ave	Best
1	2	F1	Ian Newton	Photon	18 / 311.43	17.30	16.95
2	5	F1	Michael Vale	Schumacher	18 / 315.66	17.53	16.76
3	3	F1	Terry Crew	Photon	17 / 307.75	18.10	17.40
4	4	F1	Martin Challis	Schumacher	17 / 317.28	18.66	17.21
5	1	F2	Ed Benn	Schumacher	0 / 0.00	0.00	0.00

Lap	Car 1	Car 2	Car 3	Car 4	Car 5
1		17.33	18.10	17.71	17.64
2		16.95	17.67	17.69	16.96
3		17.00	17.51	17.77	17.70
4		17.02	17.40	17.21	19.05
5		16.97	19.19	17.74	18.03
6		17.19	18.25	17.32	17.66
7		17.03	17.89	18.80	17.08
8		17.26	18.07	20.39	18.07
9		17.70	17.61	19.75	17.55
10		17.50	20.18	17.31	17.37
11		17.57	17.70	18.97	17.37
12		17.57	18.79	17.81	16.76
13		17.10	18.06	22.20	17.08
14		17.05	18.25	17.36	17.32
15		17.15	17.52	18.41	17.49
16		18.00	17.72	18.56	17.39
17		17.38	17.84	22.28	17.56
18		17.66			17.58
19					

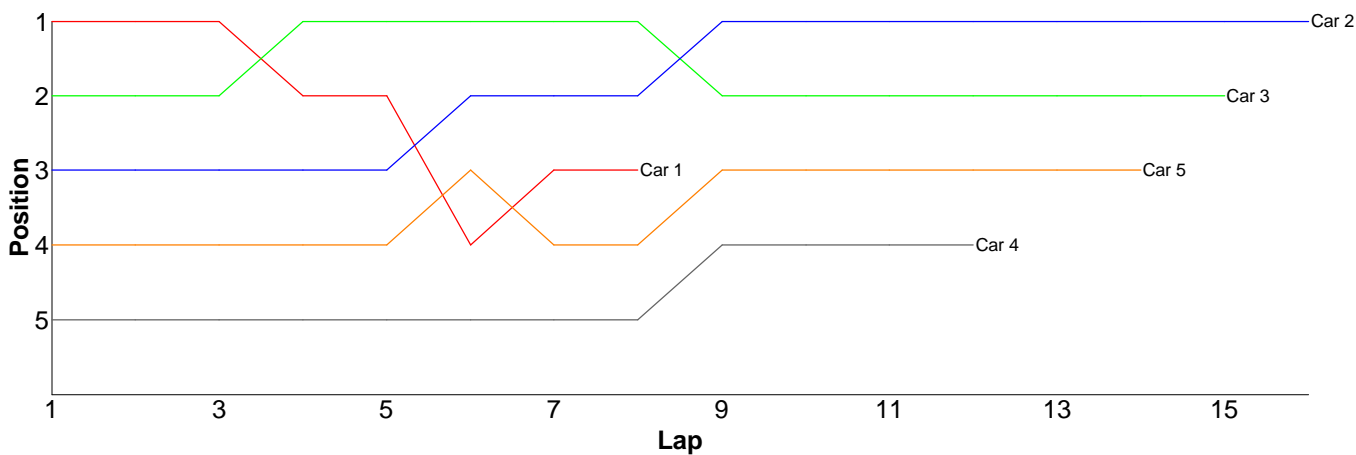


Heat 2 - Round 1 (17.5 Sport)

Pos	Car	Form	Name	Car Make	Result	Ave	Best
1	2	F2	Chris Howard	Schumacher	16 / 317.89	19.86	18.64
2	3	F2	Bradley Killick (J)	Xray	15 / 301.97	20.13	18.79
3	5	F3	Paul Taylor	Schumacher	14 / 309.32	22.09	19.72
4	4	F2	Gareth Harding	Hot Bodies	12 / 306.65	25.55	20.86
5	1	F2	Matthew Mills (J)	Xray	8 / 167.49	20.93	18.11
6	6	F2	Jack Warren (J)	Xray	0 / 0.00	0.00	0.00

Lap	Car 1	Car 2	Car 3	Car 4	Car 5	Car 6
-----	-------	-------	-------	-------	-------	-------

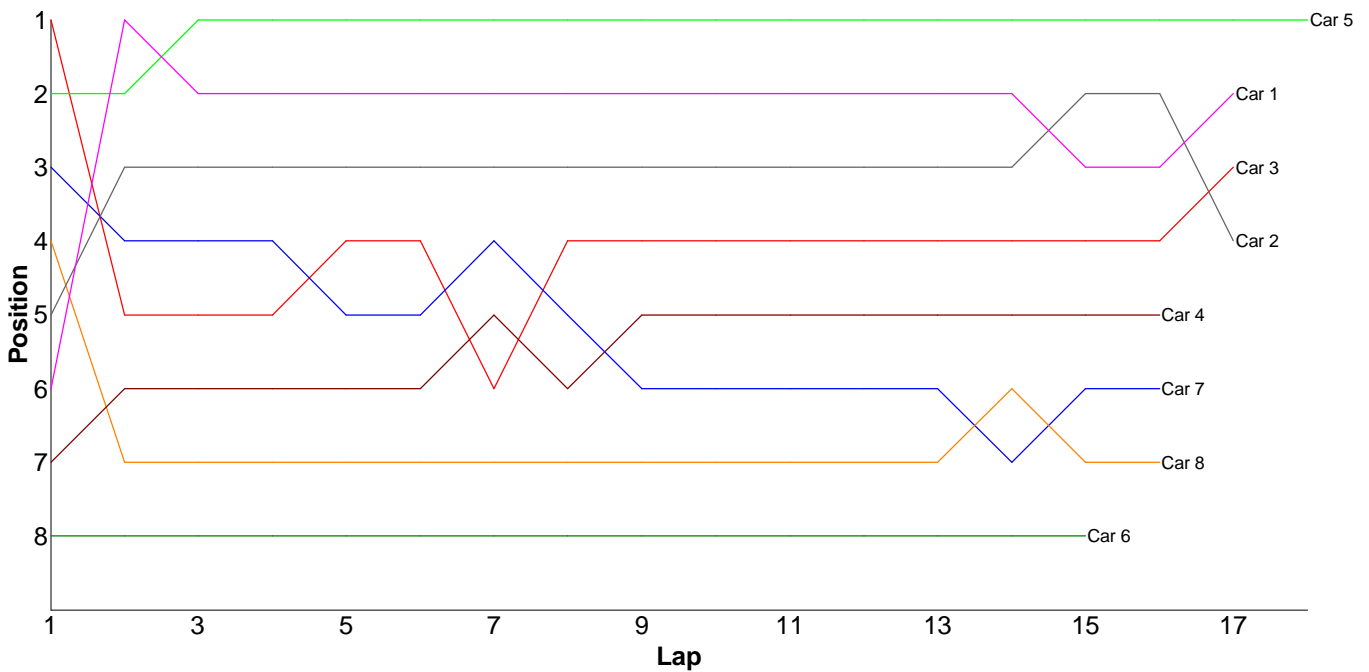
1	18.60	20.50	19.39	27.54	20.84	
2	18.71	19.67	19.02	24.60	20.72	
3	18.94	22.38	19.65	32.44	25.67	
4	24.35	19.45	19.10	21.61	20.49	
5	18.11	19.85	19.30	20.86	19.72	
6	30.23	19.35	19.86	31.66	20.29	
7	18.29	18.64	22.40	21.37	20.95	
8	20.26	19.19	19.04	28.40	19.96	
9		21.68	25.16	23.08	35.42	
10		19.43	18.79	26.30	24.93	
11		19.64	19.54	26.43	20.49	
12		18.81	19.14	22.36	19.95	
13		19.60	19.63		20.14	
14		19.46	19.84		19.75	
15		21.11	22.11			
16		19.13				
17						



Heat 3 - Round 1 (13.5 Stock)

Pos	Car	Form	Name	Car Make	Result	Ave	Best
1	5		Gary Kirkwood	Photon	18 / 305.01	16.94	16.23
2	1	F2	Neil Talbot	Xray	17 / 301.68	17.74	16.42
3	3	F2	Mike Vorley	Schumacher	17 / 303.34	17.84	16.41
4	2	F2	Scott Stokes	Xray	17 / 303.40	17.84	16.63
5	4	F2	Andy Lewis	Xray	16 / 304.83	19.05	17.57
6	7		Chris Betts	Schumacher	16 / 310.15	19.38	17.97
7	8		Paul Isaacs	Xray	16 / 314.05	19.62	17.71
8	6		Keith Aldridge	Photon	15 / 313.48	20.89	18.66

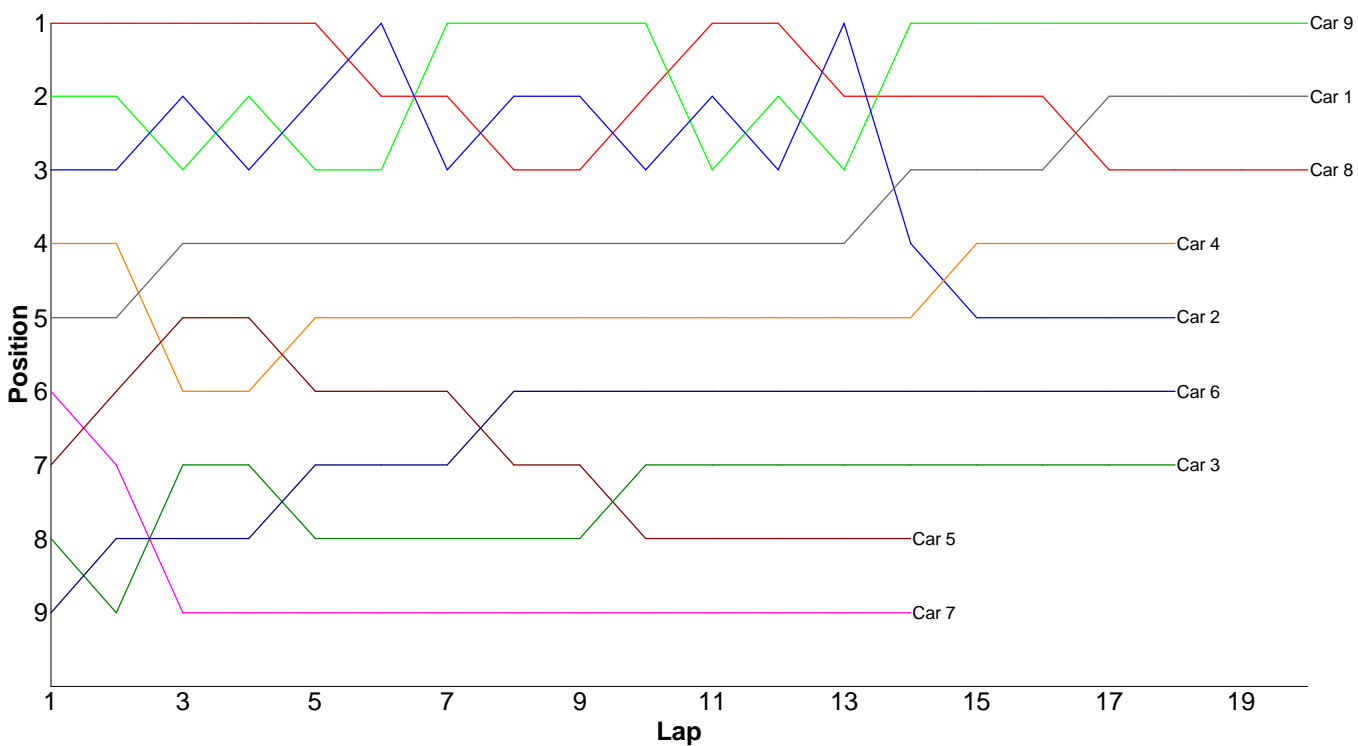
Lap	Car 1	Car 2	Car 3	Car 4	Car 5	Car 6	Car 7	Car 8
1	18.64	18.50	17.19	19.21	17.51	25.17	17.97	18.12
2	16.42	17.72	21.62	19.69	17.58	22.92	19.11	26.33
3	16.42	17.05	17.60	19.10	16.23	20.85	18.51	18.30
4	17.29	17.37	20.32	18.82	16.55	19.22	18.41	19.27
5	17.03	17.00	16.41	19.10	16.76	20.47	19.46	17.81
6	17.57	19.14	16.92	17.72	17.78	19.76	18.59	17.72
7	17.48	17.69	22.29	18.41	16.92	20.35	18.40	18.28
8	19.05	17.27	17.06	19.84	16.69	20.45	19.38	18.80
9	16.60	17.32	17.00	18.36	16.54	21.98	21.94	17.79
10	17.38	16.63	16.56	19.32	17.18	20.09	21.05	25.34
11	17.90	17.26	16.92	18.37	16.88	18.68	18.66	17.71
12	17.83	19.24	16.87	19.75	16.50	21.11	20.31	17.79
13	18.46	18.06	17.30	17.57	16.62	20.80	19.10	18.29
14	18.91	17.25	17.30	23.24	16.91	22.97	19.52	18.06
15	18.97	18.19	17.17	18.22	16.49	18.66	21.37	23.13
16	18.27	17.99	17.34	18.11	16.69		18.37	21.31
17	17.46	19.72	17.47		18.02			
18					17.16			
19								



Heat 5 - Round 1 (13.5 Stock)

Pos	Car	Form	Name	Car Make	Result	Ave	Best
1	9	F1	Nick Adams	Xray	20 / 309.66	15.48	14.93
2	1	F1	Phil Williams	Tamiya	20 / 310.38	15.51	15.04
3	8	F2	Matt Sedgley	Schumacher	20 / 312.33	15.61	15.15
4	4		Mason Sadler (J)	Xray	18 / 301.08	16.72	15.40
5	2	F1	Tim Webb	Hot Bodies	18 / 302.10	16.78	14.92
6	6	F1	James Davis	Tamiya	18 / 307.44	17.08	15.27
7	3	F1	Brian Killick	Xray	18 / 314.29	17.46	15.27
8	5		Matt Butcher	Schumacher	14 / 271.89	19.42	15.54
9	7	F2	Kevin Bissell	Xray	14 / 304.06	21.71	16.41

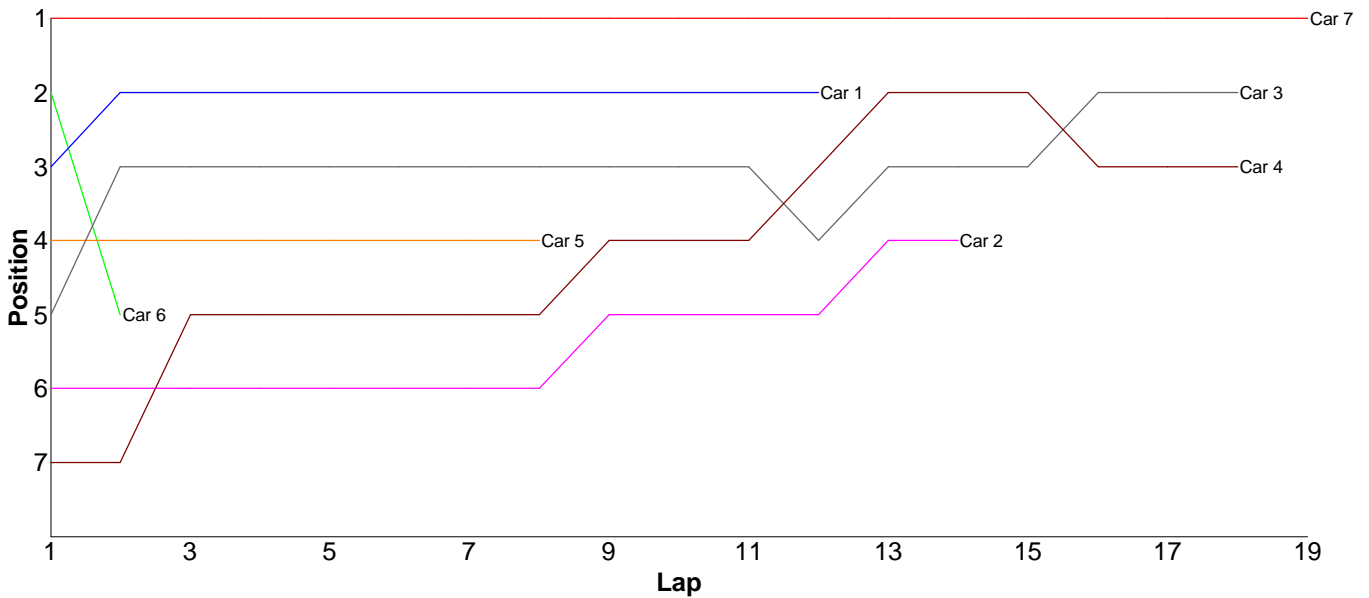
Lap	Car 1	Car 2	Car 3	Car 4	Car 5	Car 6	Car 7	Car 8	Car 9
1	17.20	16.50	20.98	16.71	19.42	22.70	17.69	15.50	15.78
2	15.40	15.31	22.48	15.52	16.36	17.15	19.77	15.21	15.23
3	15.49	15.28	16.49	22.15	16.53	23.33	33.01	15.41	16.09
4	15.25	15.49	15.61	16.06	15.69	18.35	32.36	15.93	15.11
5	15.66	14.92	25.37	15.71	24.12	16.99	39.77	15.15	15.51
6	16.94	15.11	21.91	15.80	18.32	15.90	18.80	15.50	15.22
7	15.64	15.80	16.94	15.81	19.00	15.51	18.43	15.46	14.93
8	15.19	15.35	16.65	15.65	17.62	15.27	16.99	15.70	15.00
9	15.04	15.62	16.88	15.72	16.11	16.21	18.46	16.08	15.38
10	15.38	15.94	15.64	15.60	42.16	15.95	18.72	15.37	15.50
11	15.19	15.53	16.09	15.41	16.40	15.84	19.88	15.42	17.42
12	15.04	15.50	15.47	15.40	15.54	15.32	16.41	15.42	15.13
13	15.39	15.30	15.80	15.47	15.73	20.40	17.11	15.78	15.65
14	15.33	35.49	15.40	26.70	18.89	15.84	16.66	15.75	15.07
15	15.40	18.21	15.46	16.11		16.05		15.61	15.32
16	15.75	15.69	15.27	16.17		15.40		15.58	15.80
17	15.20	15.43	16.26	15.55		15.62		16.01	15.25
18	15.17	15.63	15.59	15.54		15.61		15.75	15.23
19	15.53							15.93	15.67
20	15.19							15.77	15.37
21									



Heat 6 - Round 1 (10.5 ProStk)

Pos	Car	Form	Name	Car Make	Result	Ave	Best
1	7	F2	Craig Campbell	Xray	19 / 304.94	16.04	15.22
2	3		Rob Howett	Tamiya	18 / 307.93	17.10	15.40
3	4		Stuart Barber	Tamiya	18 / 312.43	17.35	16.00
4	2	F2	Tony Foster	Xray	14 / 307.05	21.93	16.62
5	1		Dain Gayler	Photon	12 / 200.94	16.74	15.13
6	5		John Fisher	Xray	8 / 140.23	17.52	15.25
7	6		Alex Gardiner	Schumacher	2 / 39.54	19.77	16.65

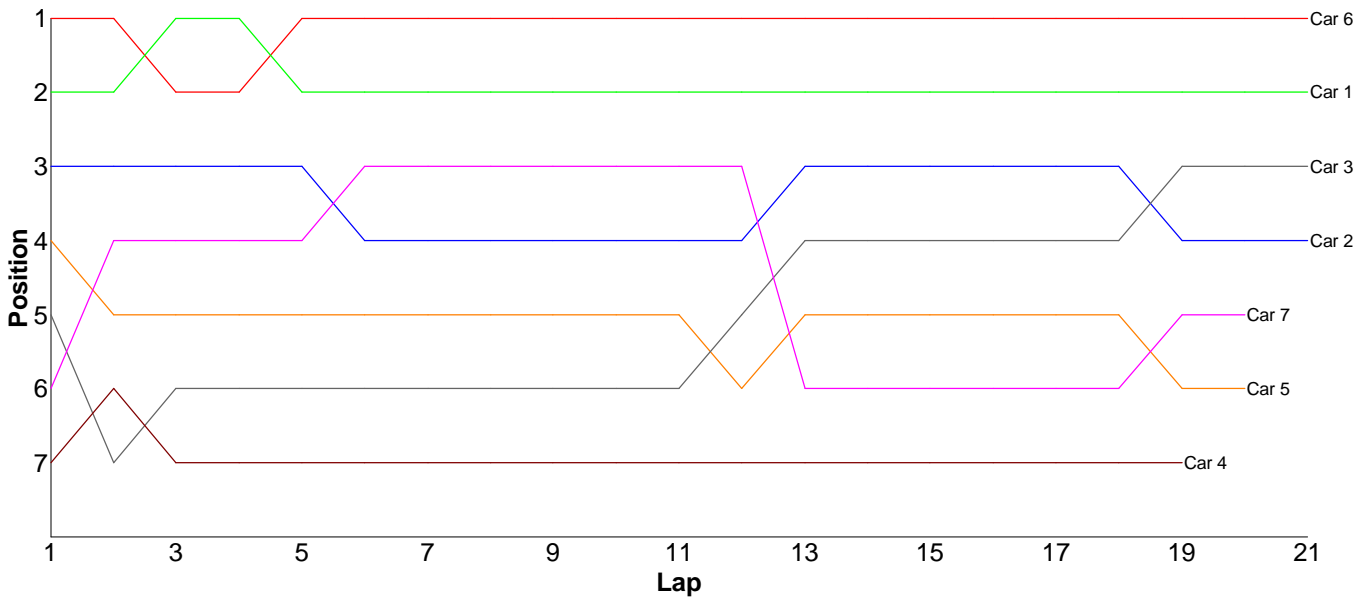
Lap	Car 1	Car 2	Car 3	Car 4	Car 5	Car 6	Car 7
1	17.60	23.64	19.42	26.68	19.08	16.65	16.28
2	16.03	18.60	17.66	16.89	18.76	22.89	16.62
3	15.70	28.13	17.23	17.19	18.42		15.23
4	15.85	21.53	16.27	16.42	16.74		16.10
5	15.13	18.44	16.35	16.15	15.25		15.22
6	15.40	21.77	15.82	16.42	15.38		15.53
7	15.99	21.03	15.40	16.57	15.28		15.62
8	16.10	18.40	15.86	16.00	21.32		15.98
9	15.70	20.66	15.51	16.20			15.66
10	20.20	25.44	16.35	16.13			16.07
11	17.06	16.81	24.22	16.61			15.38
12	20.18	16.62	19.89	16.83			16.02
13		34.99	17.52	17.38			17.07
14		20.99	16.28	17.31			15.86
15			16.48	16.47			18.78
16			16.22	17.57			16.59
17			16.01	17.86			16.11
18			15.44	17.75			15.52
19							15.30
20							



Heat 7 - Round 1 (10.5 ProStk)

Pos	Car	Form	Name	Car Make	Result	Ave	Best
1	6	F1	Ben Cane	Schumacher	21 / 303.27	14.44	14.14
2	1	F1	John Zottl	Xray	21 / 305.00	14.52	14.20
3	3	F1	Ori Sohachevsky	Schumacher	21 / 312.41	14.87	14.31
4	2	F1	Dominic Skinner	Tamiya	21 / 314.93	14.99	14.40
5	7		Steve Lissamore	Tamiya	20 / 306.20	15.31	14.46
6	5	F1	Jamie Vassallo	Schumacher	20 / 312.62	15.63	14.71
7	4	F1	Aaron Wearn	Schumacher	19 / 301.27	15.85	14.33

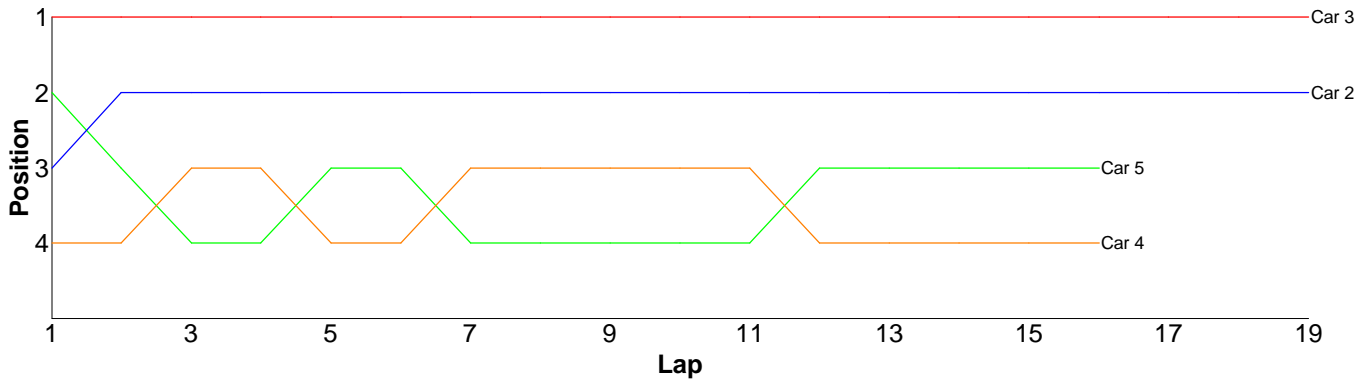
Lap	Car 1	Car 2	Car 3	Car 4	Car 5	Car 6	Car 7
1	14.60	14.62	15.35	17.24	15.08	14.40	15.39
2	14.40	14.40	18.28	15.48	15.80	14.59	14.81
3	14.20	15.05	15.25	17.50	14.72	14.30	15.39
4	14.28	14.92	15.35	17.59	15.70	14.24	14.73
5	15.23	14.74	15.75	15.02	15.22	14.17	14.68
6	14.69	16.77	14.84	18.67	14.81	14.46	14.88
7	14.52	14.99	14.81	16.01	14.71	14.36	14.52
8	14.33	14.70	14.38	16.02	15.24	14.33	14.89
9	14.41	14.68	15.04	15.31	16.13	14.37	14.82
10	14.50	15.19	14.47	14.82	15.39	14.46	15.65
11	14.57	14.72	14.49	14.58	15.09	14.14	14.46
12	14.49	14.51	14.32	14.64	15.14	15.37	14.84
13	14.46	14.88	14.49	14.45	15.22	14.40	22.71
14	14.55	14.78	14.32	14.64	14.94	14.40	15.05
15	14.43	15.43	14.43	17.85	15.18	14.31	15.10
16	14.51	14.97	14.57	15.21	15.89	14.91	14.61
17	14.89	14.77	14.47	14.33	14.74	14.53	15.20
18	14.32	14.82	14.57	17.07	14.89	14.32	14.91
19	14.45	15.54	14.31	14.84	23.36	14.26	14.64
20	14.61	14.82	14.50		15.37	14.43	14.92
21	14.56	15.63	14.42			14.52	
22							



Heat 8 - Round 1 (<GT>)

Pos	Car	Form	Name	Class	Car Make	Result	Ave	Best
1	3		Nigel Moss	GT1	CRC	19 / 308.56	16.24	14.98
2	2		Dave Skelton	GT1	Associated	19 / 309.14	16.27	15.00
3	5		Keith Aldridge	GT2	Associated	16 / 306.42	19.15	17.10
4	4		Mike Vorley	GT1	Xray	16 / 317.15	19.82	17.04
5	1		Rob Warren	GT2	Associated	0 / 0.00	0.00	0.00

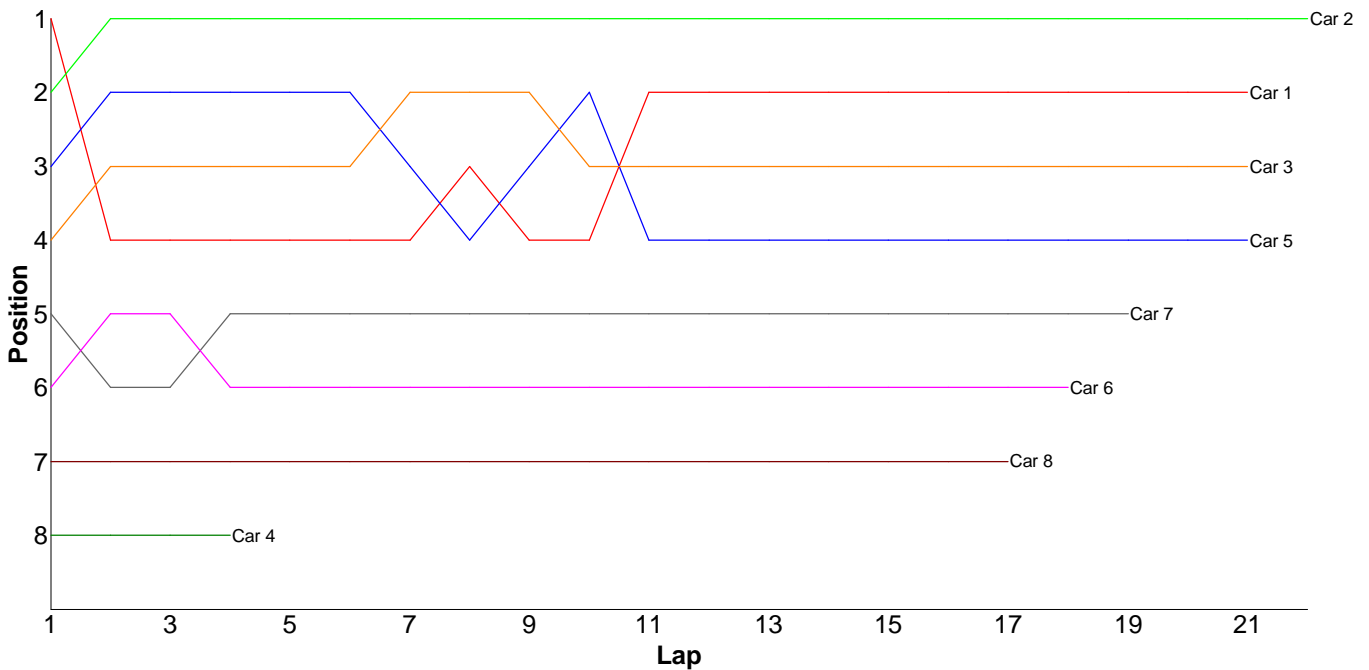
Lap	Car 1	Car 2	Car 3	Car 4	Car 5
1		18.66	15.90	21.39	17.62
2		15.51	15.86	17.49	17.73
3		15.50	15.18	18.11	25.88
4		19.40	15.30	19.75	18.81
5		15.37	14.98	22.11	17.77
6		16.30	15.86	18.23	18.91
7		15.22	15.35	17.94	19.25
8		16.65	15.35	17.04	18.67
9		15.12	15.13	21.36	25.08
10		15.51	16.83	17.30	18.42
11		15.22	17.99	19.33	17.10
12		15.00	15.30	25.72	18.01
13		15.65	15.11	26.63	17.53
14		15.58	16.28	17.21	17.66
15		15.97	18.44	17.49	17.75
16		20.24	20.49	20.05	20.23
17		15.48	15.41		
18		15.62	15.96		
19		17.14	17.84		
20					



Heat 9 - Round 1 (Modified)

Pos	Car	Form	Name	Car Make	Result	Ave	Best
1	2		Chris Kerswell	Schumacher	22 / 308.13	14.00	13.63
2	1		Mark Sadler	Xray	21 / 304.52	14.50	13.87
3	3		Mark Wallace	Schumacher	21 / 306.69	14.60	14.15
4	5		Jordan Mckulsky (J)	Photon	21 / 310.43	14.78	13.96
5	7		Marlon Mckulsky	Associated	19 / 310.99	16.36	14.79
6	6		Chris House	Photon	18 / 305.35	16.96	15.64
7	8		John Hyde	Schumacher	17 / 313.44	18.43	16.79
8	4		Tim Langdell	Schumacher	4 / 90.76	22.69	18.82

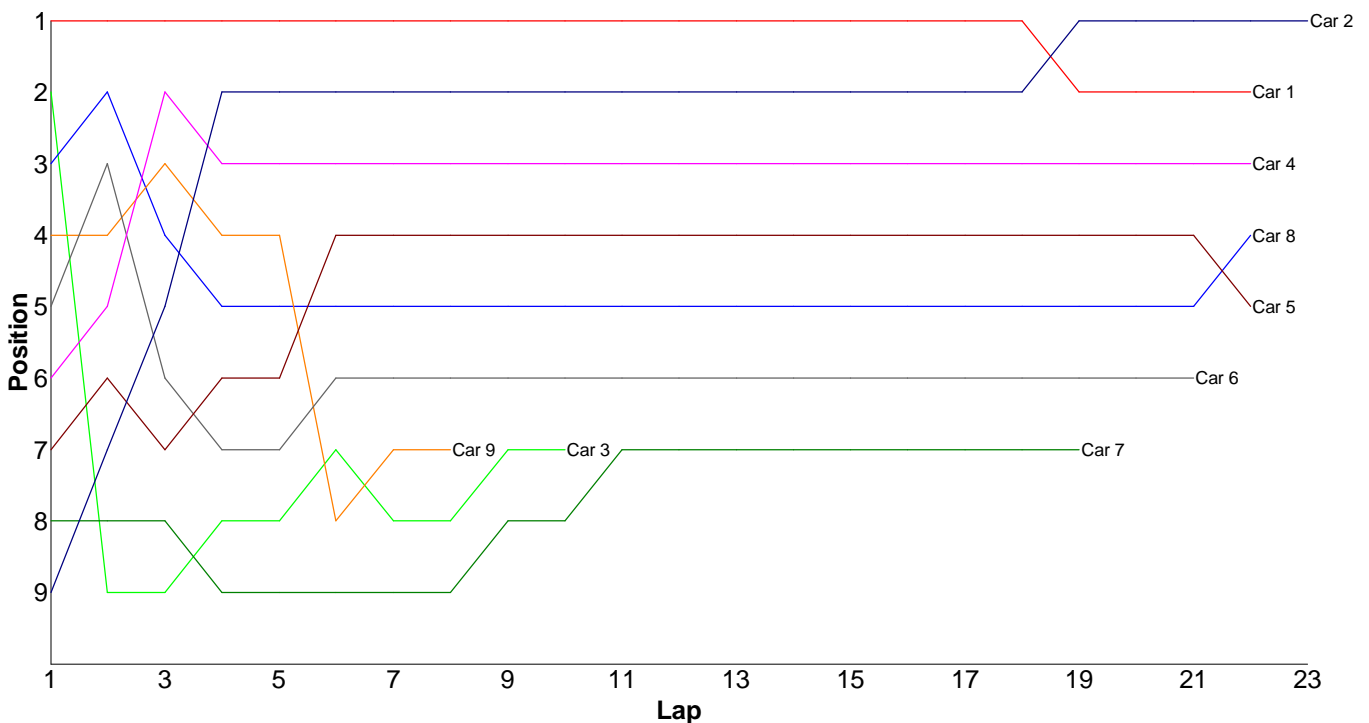
Lap	Car 1	Car 2	Car 3	Car 4	Car 5	Car 6	Car 7	Car 8
1	14.54	14.76	15.04	20.51	14.88	16.90	16.76	18.49
2	16.94	14.19	14.81	18.82	14.43	17.12	18.10	17.68
3	14.49	13.80	14.67	19.59	15.13	15.93	15.27	17.67
4	14.23	13.98	14.77	31.84	14.50	16.87	16.27	30.42
5	14.38	14.01	14.46		14.44	16.47	15.34	18.87
6	14.33	13.72	14.89		14.56	17.13	15.63	17.70
7	14.61	13.81	14.47		15.31	16.86	15.16	17.62
8	14.40	15.17	14.46		14.89	15.87	15.28	17.65
9	14.66	13.98	14.71		14.41	16.45	15.29	16.95
10	14.96	13.76	14.90		14.31	18.11	23.68	17.31
11	14.90	13.76	15.63		16.42	16.78	15.85	17.70
12	14.17	13.90	14.85		14.38	16.35	15.10	17.46
13	14.38	13.94	14.52		15.09	16.96	14.91	18.06
14	13.94	13.74	14.35		15.93	15.68	15.45	17.85
15	14.82	13.81	14.39		15.68	16.03	15.21	16.79
16	13.95	14.11	14.16		14.52	15.64	14.79	17.66
17	14.45	14.21	14.31		13.96	21.00	15.63	17.56
18	14.16	14.23	14.53		14.52	19.20	21.93	
19	13.87	13.91	14.26		14.43		15.34	
20	14.08	13.89	14.36		14.34			
21	14.26	13.63	14.15		14.30			
22		13.82						
23								



Heat 10 - Round 1 (Modified)

Pos	Car	Form	Name	Car Make	Result	Ave	Best
1	2		Elliott Harper	Tamiya	23 / 312.37	13.58	13.26
2	1		Chris Grainger	Schumacher	22 / 300.17	13.64	13.39
3	4		Russell Williams	Tamiya	22 / 307.41	13.97	13.57
4	8		John Pape	Schumacher	22 / 311.61	14.16	13.71
5	5		Chris Delves	Tamiya	22 / 321.47	14.61	13.69
6	6		Brian Eldridge	Photon	21 / 303.36	14.44	13.90
7	7		Ben Ingram	Photon	19 / 277.76	14.61	14.08
8	3		Glen Westwood	Xray	10 / 147.43	14.74	13.55
9	9		Chris Ashton	Schumacher	8 / 119.34	14.91	13.60

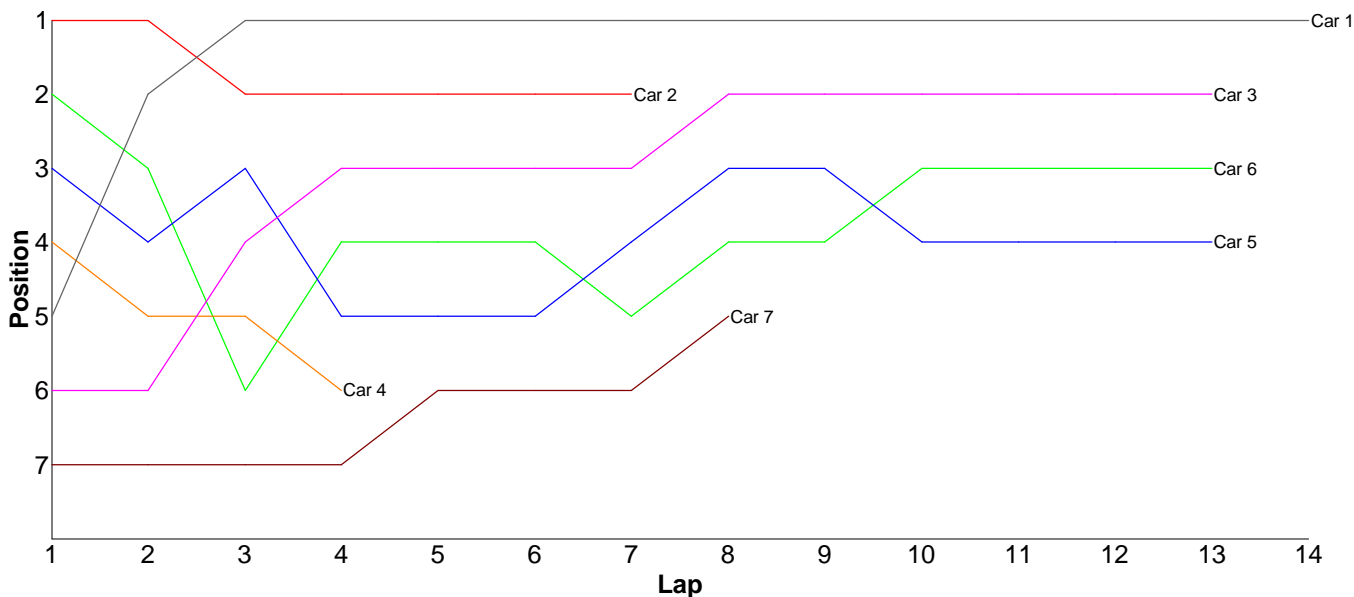
Lap	Car 1	Car 2	Car 3	Car 4	Car 5	Car 6	Car 7	Car 8	Car 9
1	13.40	15.34	13.59	14.67	14.77	14.53	15.07	14.26	14.52
2	13.44	13.73	17.51	14.03	14.11	13.91	14.90	14.04	14.07
3	13.52	13.58	13.95	13.57	14.69	14.62	14.56	14.28	13.87
4	13.66	13.44	13.55	13.89	13.80	14.31	14.30	14.35	14.39
5	13.96	13.49	13.70	14.08	13.83	14.26	14.58	14.18	14.03
6	13.72	13.81	19.05	14.11	13.98	15.70	18.61	14.09	20.73
7	13.89	13.67	14.33	13.69	13.95	14.45	14.48	13.93	13.60
8	13.61	13.56	14.00	13.97	13.75	14.18	14.33	13.99	14.13
9	13.55	13.30	14.09	13.70	14.09	14.93	14.13	15.15	
10	13.61	13.46	13.66	14.27	14.10	14.44	14.13	14.11	
11	13.61	13.61		13.88	13.77	14.34	14.11	14.34	
12	13.70	13.42		14.45	13.69	14.17	14.10	14.37	
13	13.55	13.62		13.96	14.04	14.49	14.23	14.27	
14	13.52	13.60		13.73	13.78	13.94	14.38	13.98	
15	13.39	13.44		13.93	14.21	13.90	14.36	13.79	
16	13.80	13.26		13.67	14.10	14.03	14.08	13.76	
17	13.59	13.43		14.01	14.00	14.31	14.74	13.71	
18	13.59	13.42		13.94	14.12	13.96	14.31	14.04	
19	13.98	13.41		13.86	13.83	14.01	14.36	14.07	
20	13.53	13.56		14.00	13.99	16.60		14.95	
21	13.98	13.36		13.89	13.89	14.28		13.88	
22	13.57	13.40		14.11	26.98			14.07	
23		13.46							
24									



Heat 11 - Round 1 (Bikes)

Pos	Car	Form	Name	Car Make	Result	Ave	Best
1	1	F1	Simon Lancaster		14 / 302.61	21.61	19.76
2	3	F1	Chris Groom		13 / 307.08	23.62	22.10
3	6	F1	Graham Clarke		13 / 310.81	23.90	22.29
4	5	F1	Andy Carless		13 / 313.89	24.14	22.27
5	7	F1	Mark Plested		8 / 321.77	40.22	24.34
6	2	F1	Jevon Frost		7 / 160.67	22.95	20.56
7	4	F1	Steve Leake		4 / 105.95	26.48	23.30

Lap	Car 1	Car 2	Car 3	Car 4	Car 5	Car 6	Car 7
1	24.57	21.25	28.17	23.93	23.54	22.94	56.13
2	20.10	20.89	23.31	26.90	27.04	24.89	41.25
3	19.84	26.82	22.25	23.30	22.47	27.02	47.13
4	24.62	21.23	22.31	31.82	30.45	24.82	56.36
5	19.76	20.56	23.65		22.94	22.83	32.40
6	22.77	28.41	22.39		24.21	22.98	24.34
7	19.97	21.51	22.10		23.75	29.06	38.62
8	23.82		24.05		22.90	22.82	25.54
9	20.39		23.04		22.27	22.29	
10	20.05		25.71		26.38	22.57	
11	19.95		23.02		22.93	23.17	
12	22.36		22.53		22.28	22.52	
13	23.83		24.55		22.73	22.90	
14	20.58						
15							

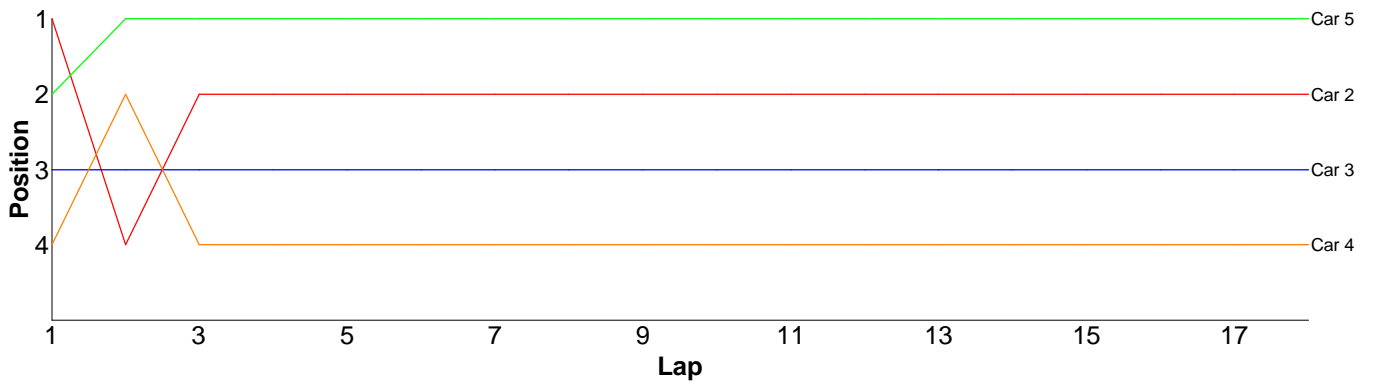


Heat 1 - Round 2 (17.5 Sport)

Pos	Car	Form	Name	Car Make	Result	Ave	Best
1	5	F1	Michael Vale	Schumacher	18 / 304.34	16.90	16.45
2	2	F1	Ian Newton	Photon	18 / 305.07	16.94	16.42
3	3	F1	Terry Crew	Photon	18 / 311.87	17.32	16.89
4	4	F1	Martin Challis	Schumacher	18 / 320.52	17.80	16.89
5	1	F2	Ed Benn	Schumacher	0 / 0.00	0.00	0.00

Lap	Car 1	Car 2	Car 3	Car 4	Car 5
1		16.42	17.37	17.67	17.13

2	18.40	17.40	16.89	16.91
3	16.92	17.19	17.70	17.17
4	16.58	16.89	17.90	16.83
5	17.11	18.26	17.60	17.00
6	16.59	17.07	17.48	16.45
7	16.72	17.46	17.18	16.75
8	16.76	16.97	17.30	16.71
9	16.76	17.07	17.46	16.98
10	16.85	17.17	17.55	17.06
11	16.63	17.60	16.96	16.73
12	16.88	17.21	17.61	16.53
13	16.98	17.54	17.08	17.16
14	16.82	17.44	17.91	16.70
15	16.88	17.09	17.67	16.75
16	17.08	17.07	17.77	16.66
17	17.31	17.48	17.99	17.30
18	17.38	17.59	22.80	17.52
19				

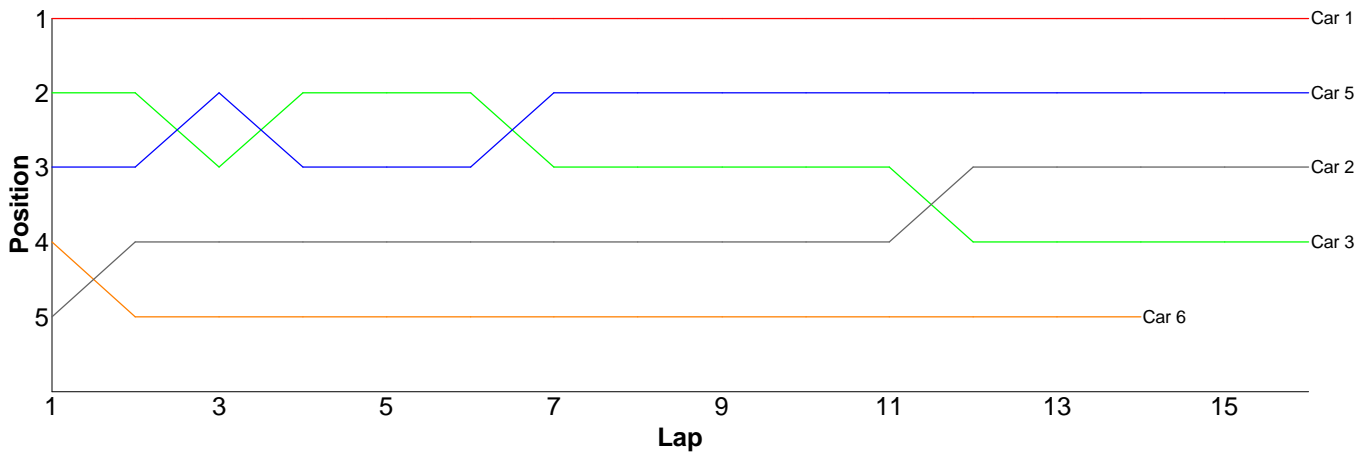


Heat 2 - Round 2 (17.5 Sport)

Pos	Car	Form	Name	Car Make	Result	Ave	Best
1	1	F2	Matthew Mills (J)	Xray	16 / 302.56	18.91	17.52
2	5	F3	Paul Taylor	Schumacher	16 / 310.24	19.39	18.19
3	2	F2	Chris Howard	Schumacher	16 / 312.87	19.55	18.23
4	3	F2	Bradley Killick (J)	Xray	16 / 313.62	19.60	18.28
5	6	F2	Jack Warren (J)	Xray	14 / 306.52	21.89	19.51
6	4	F2	Gareth Harding	Hot Bodies	0 / 0.00	0.00	0.00

Lap	Car 1	Car 2	Car 3	Car 4	Car 5	Car 6
-----	-------	-------	-------	-------	-------	-------

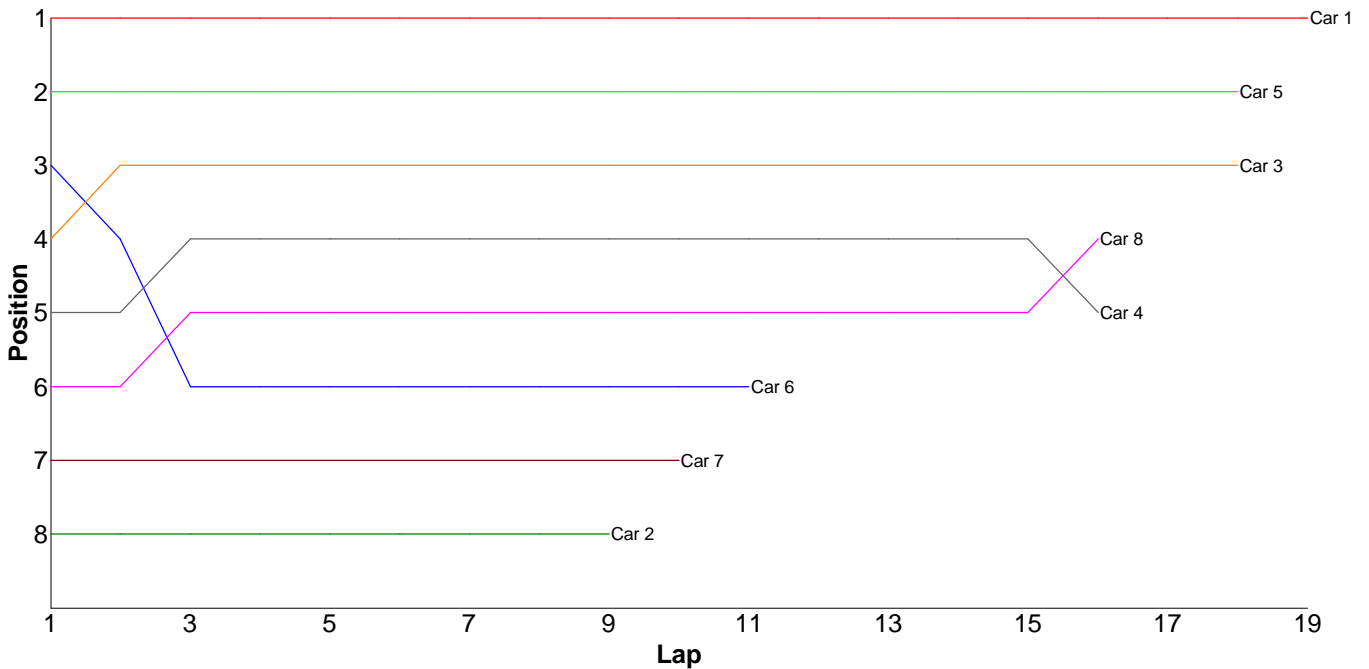
1	19.26	26.96	19.50		20.10	20.87
2	18.42	19.33	19.58		19.03	25.67
3	17.52	18.89	18.49		18.19	31.59
4	18.74	19.16	18.28		21.01	20.28
5	17.99	20.12	18.83		19.11	21.62
6	18.38	20.38	20.77		18.85	20.74
7	18.91	18.52	22.35		18.47	21.10
8	22.06	18.56	21.36		20.04	19.51
9	19.27	18.85	18.81		19.23	20.80
10	18.73	18.74	18.63		19.15	22.39
11	18.58	18.23	18.47		19.04	20.52
12	18.94	18.46	23.29		18.69	21.86
13	18.53	19.19	18.86		18.80	19.79
14	18.84	18.76	18.43		20.90	19.78
15	18.41	19.75	18.71		20.67	
16	19.98	18.97	19.26		18.96	
17						



Heat 3 - Round 2 (13.5 Stock)

Pos	Car	Form	Name	Car Make	Result	Ave	Best
1	1	F2	Neil Talbot	Xray	19 / 307.90	16.20	15.70
2	5		Gary Kirkwood	Photon	18 / 301.94	16.77	16.08
3	3	F2	Mike Vorley	Schumacher	18 / 309.04	17.16	16.25
4	8		Paul Isaacs	Xray	16 / 300.99	18.81	16.85
5	4	F2	Andy Lewis	Xray	16 / 301.70	18.85	17.40
6	6		Keith Aldridge	Photon	11 / 308.42	28.03	16.70
7	7		Chris Betts	Schumacher	10 / 302.91	30.29	17.68
8	2	F2	Scott Stokes	Xray	9 / 306.64	34.07	16.00

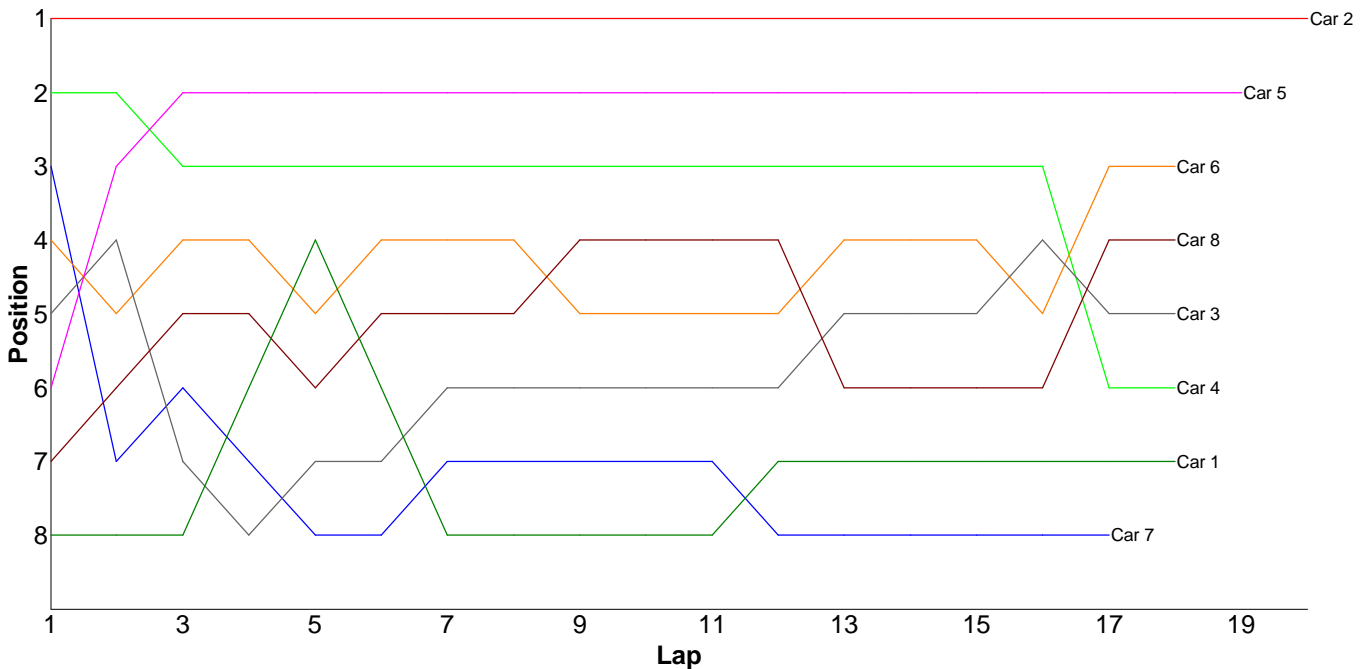
Lap	Car 1	Car 2	Car 3	Car 4	Car 5	Car 6	Car 7	Car 8
1	16.71	160.59	17.46	18.53	16.92	16.96	119.62	21.32
2	16.39	17.34	16.59	18.27	16.18	18.18	17.97	27.22
3	15.83	17.96	17.47	17.96	16.08	51.64	21.25	20.10
4	16.22	21.37	16.69	18.87	16.12	17.20	18.33	18.89
5	15.88	16.70	16.25	20.75	17.60	43.74	17.68	18.02
6	15.80	17.86	16.32	18.14	16.76	18.14	18.35	18.44
7	16.17	18.94	17.16	18.47	16.48	51.15	29.70	17.98
8	16.02	16.00	17.20	17.93	16.83	16.70	21.62	16.85
9	15.87	19.88	17.28	22.29	17.23	22.05	18.71	17.75
10	16.31		16.87	20.14	16.46	34.55	19.68	17.90
11	15.97		16.82	18.48	18.68	18.11		18.21
12	16.36		17.49	17.40	16.65			17.11
13	16.10		16.91	17.92	16.44			18.00
14	15.70		16.84	19.93	16.43			17.51
15	17.62		17.41	17.83	16.61			17.62
16	16.49		17.48	18.79	16.66			18.07
17	16.22		19.02		16.21			
18	16.26		17.78		17.60			
19	15.98							
20								



Heat 4 - Round 2 (13.5 Stock)

Pos	Car	Form	Name	Car Make	Result	Ave	Best
1	2		Les Baldry	Photon	20 / 307.47	15.37	15.04
2	5	F2	Chris Graco	Xray	19 / 302.34	15.91	15.50
3	6	F2	Gerald Page	Tamiya	18 / 302.07	16.78	16.20
4	8	F2	Stephen Mills	Schumacher	18 / 306.23	17.01	16.08
5	3	F2	Kieran Stokes (J)	Xray	18 / 306.33	17.01	15.90
6	4	F2	Ian Cairns	Schumacher	18 / 307.91	17.10	16.04
7	1	F2	Jon Wilkins	Schumacher	18 / 311.33	17.29	15.35
8	7	F2	Andrew Mills	Xray	17 / 315.62	18.56	15.97

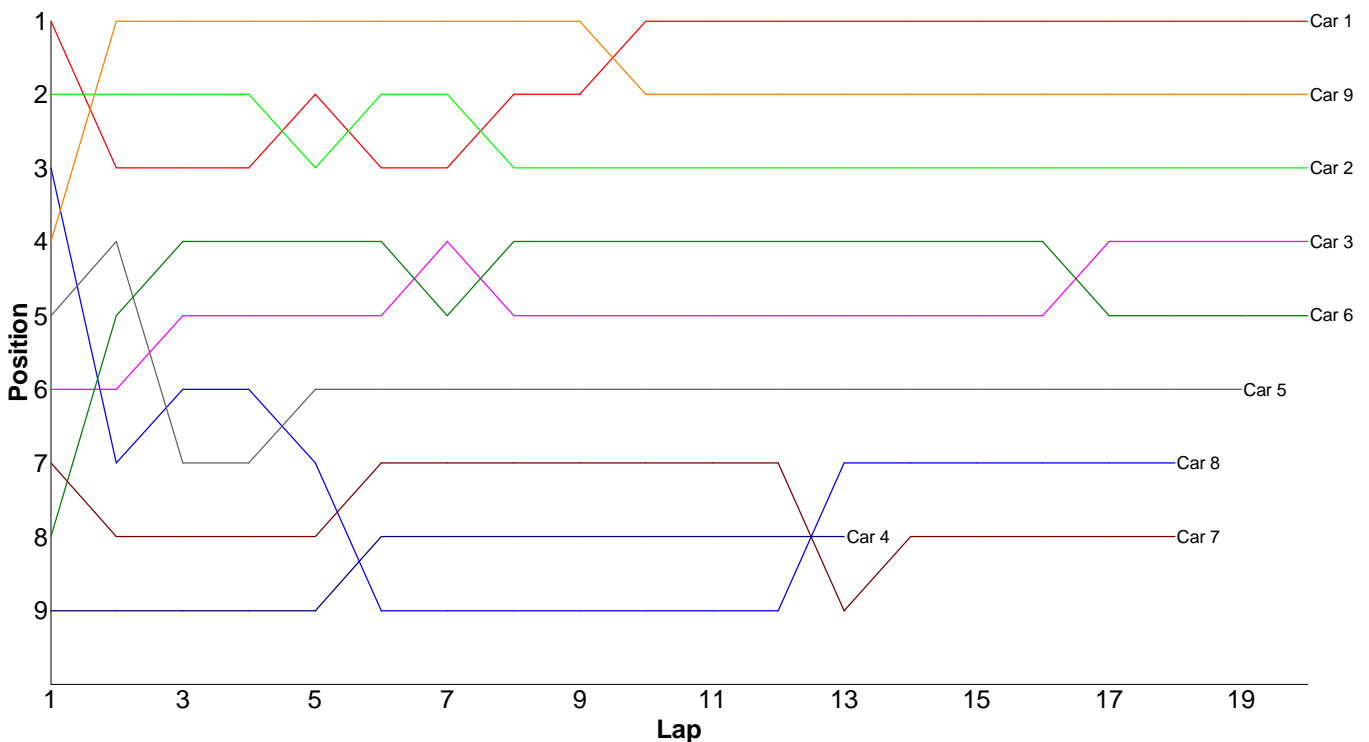
Lap	Car 1	Car 2	Car 3	Car 4	Car 5	Car 6	Car 7	Car 8
1	19.88	16.03	16.88	16.31	17.02	16.81	16.60	17.45
2	16.50	15.74	16.61	16.52	15.91	17.02	18.16	16.86
3	15.45	15.22	17.84	16.64	15.57	16.41	16.53	16.24
4	15.35	15.04	16.18	16.75	15.50	16.65	15.97	16.51
5	15.35	15.09	16.57	16.12	15.80	16.64	23.03	16.74
6	17.60	15.38	16.10	16.04	15.83	16.31	16.64	16.28
7	32.65	15.10	18.65	16.15	15.61	16.43	16.80	16.89
8	19.75	15.16	15.90	16.87	16.73	16.86	16.87	16.16
9	16.22	15.19	15.95	16.29	15.65	16.55	16.95	16.08
10	16.01	15.37	18.22	16.60	15.71	16.64	22.03	16.38
11	16.01	15.36	16.59	16.70	15.67	18.27	18.33	16.73
12	15.73	15.04	16.53	16.74	15.67	16.50	18.94	16.46
13	15.63	15.59	16.77	17.19	15.88	16.53	22.58	21.75
14	15.65	15.37	16.53	17.61	16.41	16.59	17.64	18.10
15	15.49	15.78	16.48	17.02	16.05	16.20	18.56	17.07
16	15.91	15.37	16.17	17.04	16.12	18.32	19.68	16.81
17	16.13	15.22	21.95	24.49	15.71	16.75	20.31	16.94
18	16.02	15.44	16.41	16.83	15.90	16.59		16.78
19		15.45			15.60			
20		15.53						
21								



Heat 5 - Round 2 (13.5 Stock)

Pos	Car	Form	Name	Car Make	Result	Ave	Best
1	1	F1	Phil Williams	Tamiya	20 / 302.14	15.10	14.69
2	9	F1	Nick Adams	Xray	20 / 302.90	15.14	14.79
3	2	F1	Tim Webb	Hot Bodies	20 / 304.59	15.22	14.91
4	3	F1	Brian Killick	Xray	20 / 307.89	15.39	14.76
5	6	F1	James Davis	Tamiya	20 / 308.54	15.42	14.99
6	5		Matt Butcher	Schumacher	19 / 301.98	15.89	14.80
7	8	F2	Matt Sedgley	Schumacher	18 / 304.78	16.93	15.00
8	7	F2	Kevin Bissell	Xray	18 / 311.30	17.29	16.27
9	4		Mason Sadler (J)	Xray	13 / 225.14	17.31	15.73

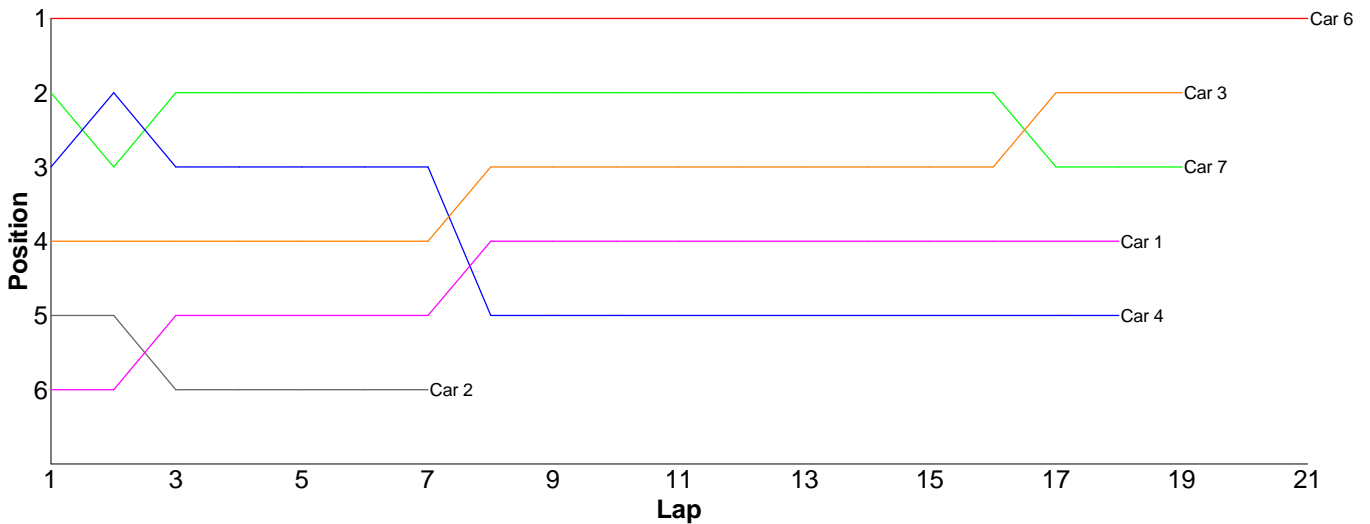
Lap	Car 1	Car 2	Car 3	Car 4	Car 5	Car 6	Car 7	Car 8	Car 9
1	15.10	15.18	16.36	19.45	16.00	16.80	16.52	15.38	15.95
2	16.22	15.79	15.93	22.27	15.41	15.42	17.22	16.91	14.98
3	15.21	15.44	15.85	16.14	17.45	15.19	16.28	16.17	15.16
4	15.08	15.06	15.00	16.39	15.53	14.99	19.05	15.21	14.98
5	15.15	15.39	15.00	15.73	15.04	15.17	16.60	16.68	15.04
6	15.52	15.16	15.22	15.92	19.56	15.30	17.33	34.37	15.19
7	15.12	15.28	15.12	16.01	14.89	15.80	16.73	16.19	14.79
8	14.69	15.03	15.48	19.64	14.90	15.03	16.38	15.67	15.01
9	14.96	15.25	15.05	17.33	15.11	15.29	20.69	15.95	14.84
10	14.80	15.04	16.35	16.28	15.20	15.37	17.70	15.61	16.00
11	14.85	15.06	15.47	15.79	14.80	15.23	16.27	15.00	15.13
12	15.03	14.91	14.76	17.19	14.91	15.19	16.86	15.31	14.92
13	14.88	15.20	15.09	17.00	15.06	15.29	19.23	15.56	15.13
14	14.78	15.12	15.24		15.33	15.21	17.69	15.95	14.90
15	14.94	15.44	15.15		15.98	15.53	16.44	15.71	15.18
16	14.94	15.06	15.68		15.50	15.33	16.55	15.62	15.20
17	15.63	15.32	15.02		15.29	15.72	17.06	17.28	15.25
18	15.15	15.01	15.45		15.12	15.39	16.70	16.21	15.09
19	15.12	15.48	15.43		20.90	15.59			15.03
20	14.97	15.37	15.24			15.70			15.13
21									



Heat 6 - Round 2 (10.5 ProStk)

Pos	Car	Form	Name	Car Make	Result	Ave	Best
1	6		Alex Gardiner	Schumacher	21 / 314.15	14.95	14.67
2	3		Rob Howett	Tamiya	19 / 303.49	15.97	15.15
3	7	F2	Craig Campbell	Xray	19 / 305.43	16.07	15.04
4	1		Dain Gayler	Photon	18 / 303.50	16.86	14.96
5	4		Stuart Barber	Tamiya	18 / 306.53	17.02	15.26
6	2	F2	Tony Foster	Xray	7 / 152.35	21.76	16.41
7	5		John Fisher	Xray	0 / 0.00	0.00	0.00

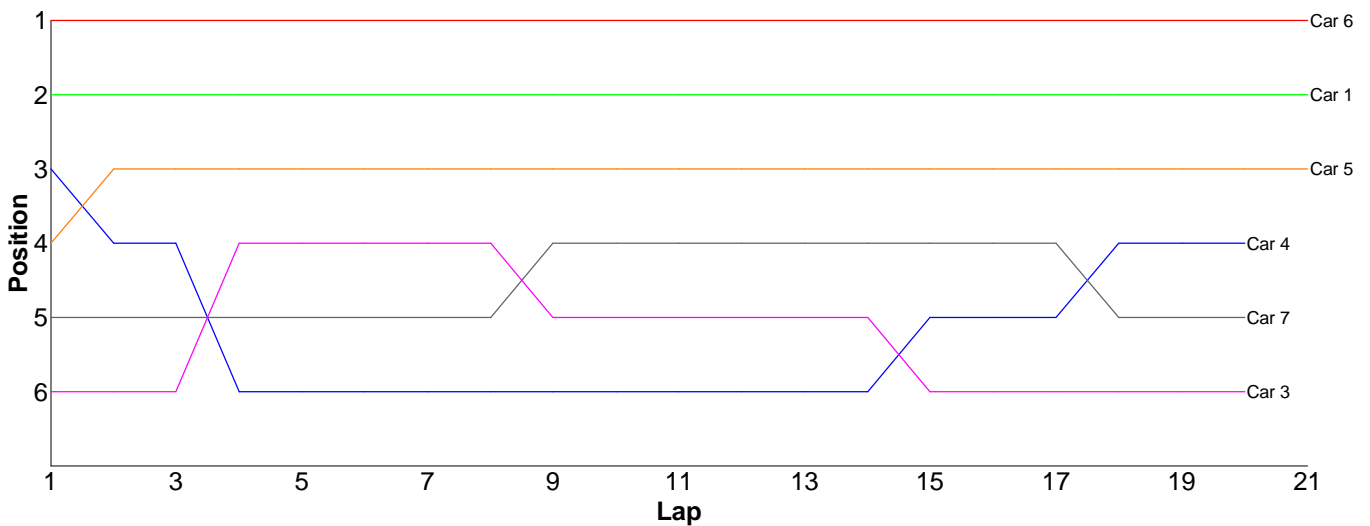
Lap	Car 1	Car 2	Car 3	Car 4	Car 5	Car 6	Car 7
1	23.24	17.37	16.93	15.54		14.91	15.32
2	17.33	19.50	15.57	15.26		15.08	15.96
3	15.62	32.96	16.47	16.13		14.93	15.27
4	15.99	17.39	15.15	15.67		14.77	15.55
5	15.38	20.72	16.41	15.48		14.99	15.28
6	16.19	16.41	15.77	16.77		14.67	15.42
7	14.96	28.00	15.60	15.76		14.76	15.10
8	15.38		15.53	39.28		14.89	15.04
9	15.22		15.40	15.68		14.69	15.20
10	15.04		16.40	15.31		14.78	15.46
11	15.59		15.59	15.49		14.75	15.90
12	18.75		15.60	15.83		15.06	16.13
13	18.64		17.87	16.35		15.19	19.19
14	15.35		16.85	15.85		15.14	16.07
15	15.03		16.20	15.48		14.97	15.46
16	24.00		15.66	15.60		14.99	15.60
17	16.04		15.62	15.29		14.88	22.91
18	15.75		15.61	15.76		15.20	15.35
19			15.26			15.21	15.22
20						15.18	
21						15.11	
22							



Heat 7 - Round 2 (10.5 ProStk)

Pos	Car	Form	Name	Car Make	Result	Ave	Best
1	6	F1	Ben Cane	Schumacher	21 / 301.56	14.36	14.11
2	1	F1	John Zottl	Xray	21 / 309.53	14.73	14.28
3	5	F1	Jamie Vassallo	Schumacher	21 / 314.67	14.98	14.33
4	4	F1	Aaron Wearn	Schumacher	20 / 304.35	15.21	14.35
5	7		Steve Lissamore	Tamiya	20 / 307.65	15.38	14.45
6	3	F1	Ori Sohachevsky	Schumacher	20 / 310.63	15.53	14.11
7	2	F1	Dominic Skinner	Tamiya	0 / 0.00	0.00	0.00

Lap	Car 1	Car 2	Car 3	Car 4	Car 5	Car 6	Car 7
1	14.53		20.88	15.24	15.39	14.37	18.45
2	14.90		15.51	15.90	15.69	14.11	17.13
3	14.29		15.19	16.44	15.04	14.24	14.89
4	14.53		14.37	19.37	15.00	14.16	15.48
5	14.47		14.24	15.86	14.80	14.31	14.45
6	14.81		14.56	14.67	15.02	14.28	15.92
7	14.52		14.67	14.66	15.64	14.66	15.08
8	14.76		14.11	14.95	14.54	14.56	15.07
9	18.36		18.48	16.72	14.68	14.27	15.02
10	14.81		14.84	14.56	14.56	14.47	14.58
11	14.41		14.24	14.38	14.52	14.46	14.63
12	14.28		14.78	14.35	15.54	14.31	14.64
13	14.52		14.84	14.62	15.29	14.31	14.84
14	14.34		14.88	14.64	14.93	14.35	14.93
15	14.53		17.88	15.28	14.68	14.34	14.79
16	14.49		18.35	14.57	14.64	14.22	14.72
17	14.71		14.68	14.45	14.96	14.22	15.85
18	14.52		14.77	14.45	14.33	14.31	15.59
19	14.43		14.55	14.67	14.75	14.20	16.80
20	14.62		14.81	14.57	15.21	14.39	14.79
21	14.70				15.46	15.02	
22							

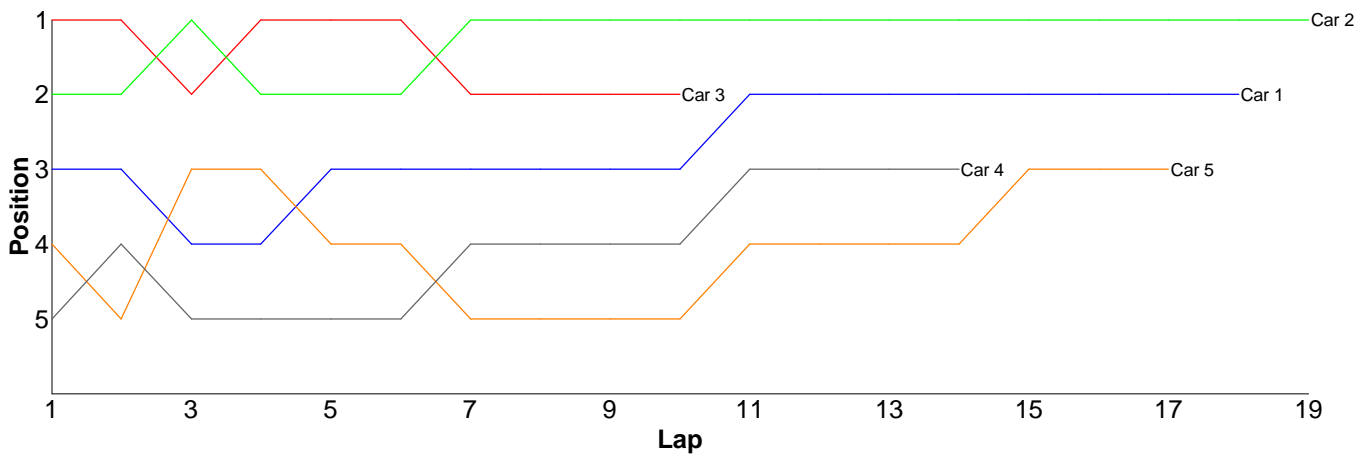


Heat 8 - Round 2 (<GT>)

Pos	Car	Form	Name	Class	Car Make	Result	Ave	Best
1	2		Dave Skelton	GT1	Associated	19 / 304.12	16.00	14.61
2	1		Rob Warren	GT2	Associated	18 / 315.43	17.52	16.74
3	5		Keith Aldridge	GT2	Associated	17 / 310.35	18.25	16.78
4	4		Mike Vorley	GT1	Xray	14 / 256.35	18.31	16.35
5	3		Nigel Moss	GT1	CRC	10 / 167.81	16.78	14.95

Lap Car 1 Car 2 Car 3 Car 4 Car 5

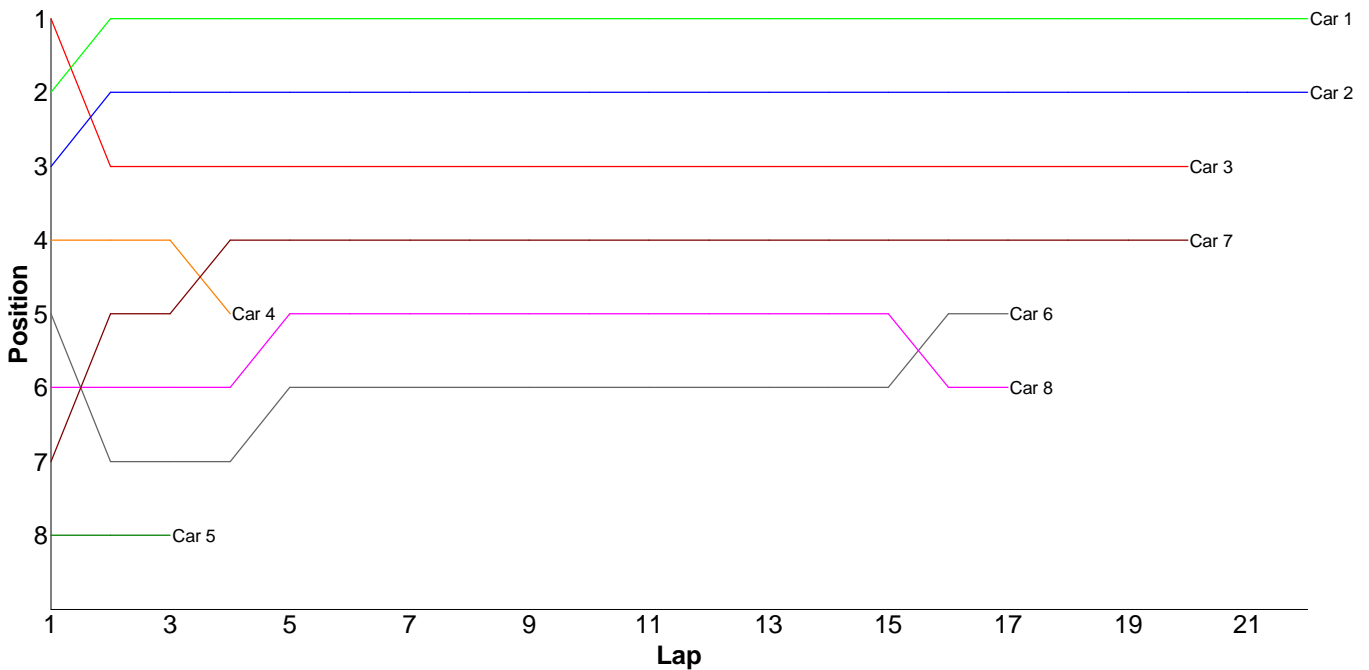
1	19.21	15.53	15.37	21.77	21.38
2	19.43	15.95	16.06	17.71	18.24
3	19.29	14.61	15.06	24.58	17.87
4	16.97	15.39	14.95	17.33	17.20
5	16.85	18.67	16.88	17.59	17.51
6	16.91	15.25	15.55	16.71	17.79
7	17.73	15.25	22.59	17.53	25.89
8	18.87	17.80	16.10	18.96	17.57
9	16.74	15.18	15.82	16.40	17.10
10	16.95	15.49	19.43	17.80	19.57
11	16.77	14.88		18.32	18.04
12	17.13	15.27		17.14	17.37
13	16.95	15.50		18.16	17.05
14	17.28	14.94		16.35	17.04
15	16.91	15.13			16.89
16	17.37	22.78			17.06
17	17.22	15.62			16.78
18	16.85	16.08			
19		14.80			
20					



Heat 9 - Round 2 (Modified)

Pos	Car	Form	Name	Car Make	Result	Ave	Best
1	1		Mark Sadler	Xray	22 / 309.77	14.08	13.72
2	2		Chris Kerswell	Schumacher	22 / 315.66	14.34	13.79
3	3		Mark Wallace	Schumacher	20 / 301.33	15.06	14.50
4	7		Marlon Mckulsky	Associated	20 / 312.75	15.63	14.83
5	6		Chris House	Photon	17 / 302.55	17.79	15.01
6	8		John Hyde	Schumacher	17 / 306.89	18.05	16.38
7	4		Tim Langdell	Schumacher	4 / 66.75	16.68	14.98
8	5		Jordan Mckulsky (J)	Photon	3 / 150.79	50.26	14.40

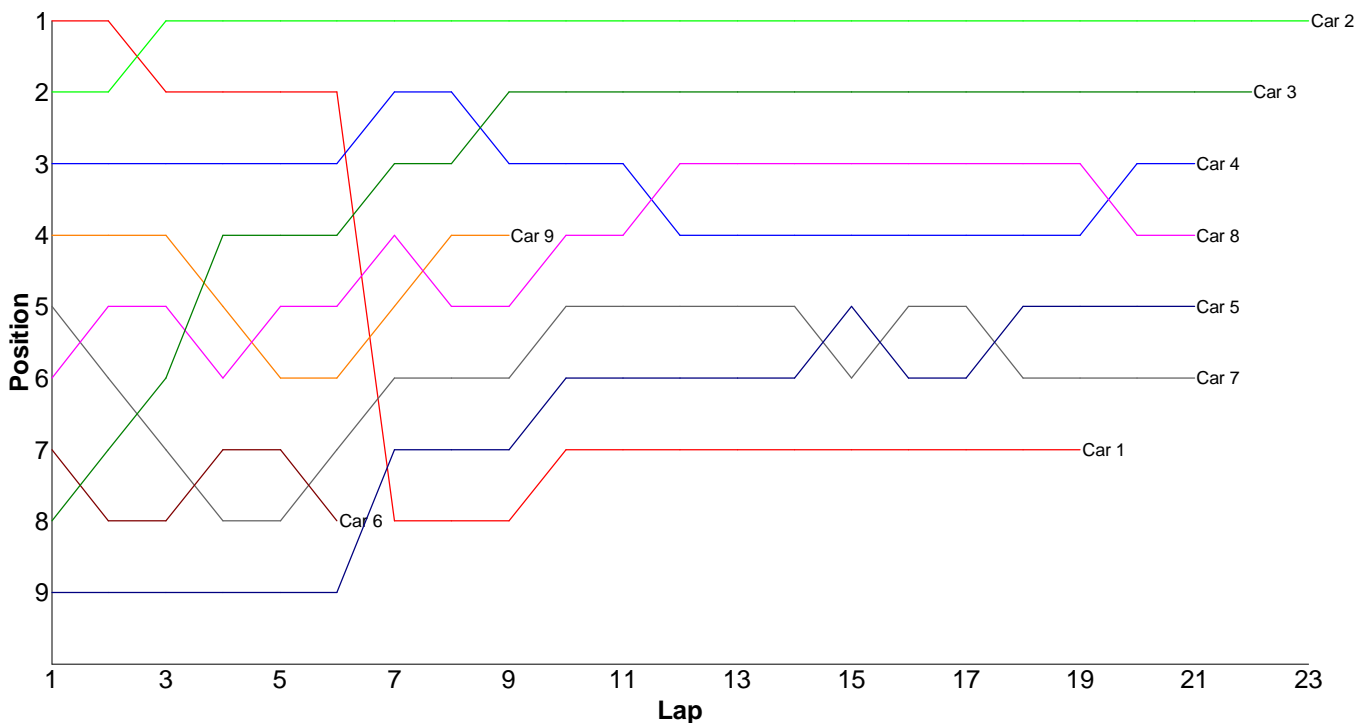
Lap	Car 1	Car 2	Car 3	Car 4	Car 5	Car 6	Car 7	Car 8
1	14.65	14.68	14.50	14.98	121.86	15.81	17.59	16.63
2	13.74	13.85	16.03	15.79	14.40	28.12	15.41	21.66
3	14.03	14.10	14.71	15.22	14.53	17.00	14.99	17.07
4	13.92	13.79	15.69	20.76		16.14	15.20	16.43
5	13.73	14.51	14.86			16.80	15.26	16.87
6	14.14	14.55	15.04			16.31	14.95	16.71
7	13.90	14.02	15.18			15.21	16.59	16.58
8	14.33	14.17	14.95			15.34	15.29	16.45
9	14.48	13.98	14.63			26.23	19.09	16.71
10	14.14	13.92	14.54			24.82	15.17	16.38
11	13.84	17.16	15.28			17.47	15.45	16.59
12	14.41	14.58	14.70			15.89	15.20	21.61
13	13.99	13.90	14.75			15.65	14.83	17.68
14	14.21	14.27	16.89			15.95	15.68	24.41
15	14.27	14.31	14.57			15.34	15.42	17.73
16	14.13	13.93	14.61			15.46	15.56	18.47
17	13.91	14.13	15.93			15.01	15.88	18.91
18	14.11	13.82	15.20				15.09	
19	13.81	13.94	14.69				14.98	
20	14.39	14.01	14.58				15.12	
21	13.92	13.89						
22	13.72	16.15						
23								



Heat 10 - Round 2 (Modified)

Pos	Car	Form	Name	Car Make	Result	Ave	Best
1	2		Elliott Harper	Tamiya	23 / 308.81	13.42	13.14
2	3		Glen Westwood	Xray	22 / 305.53	13.88	13.42
3	4		Russell Williams	Tamiya	21 / 301.18	14.34	13.74
4	8		John Pape	Schumacher	21 / 302.76	14.41	13.68
5	5		Chris Delves	Tamiya	21 / 305.56	14.55	13.74
6	7		Ben Ingram	Photon	21 / 305.95	14.56	14.04
7	1		Chris Grainger	Schumacher	19 / 284.08	14.95	13.49
8	9		Chris Ashton	Schumacher	9 / 128.43	14.27	13.92
9	6		Brian Eldridge	Photon	6 / 92.16	15.36	14.26

Lap	Car 1	Car 2	Car 3	Car 4	Car 5	Car 6	Car 7	Car 8	Car 9
1	13.49	13.97	16.62	14.27	22.39	16.04	15.20	15.90	14.51
2	13.65	13.44	13.76	13.91	14.79	14.41	14.94	14.12	14.09
3	13.67	13.39	13.49	13.86	14.14	14.49	14.39	13.83	14.57
4	14.40	13.34	13.62	13.81	14.18	14.49	15.31	13.83	14.32
5	13.98	13.25	13.66	13.77	13.88	14.26	15.48	13.84	14.36
6	14.28	13.32	13.56	14.19	14.31	18.47	14.67	13.75	14.13
7	28.51	13.27	13.63	14.17	14.19		14.41	13.71	13.92
8	15.05	13.14	13.42	13.77	13.97		14.34	16.06	14.33
9	15.58	13.17	13.57	13.90	13.98		14.28	13.91	14.20
10	13.95	13.27	14.06	14.13	13.95		14.87	13.87	
11	13.92	14.47	13.80	14.34	13.98		14.25	13.68	
12	13.65	13.52	13.75	20.58	13.99		14.24	13.82	
13	13.77	13.46	13.97	14.22	13.90		14.36	13.99	
14	13.75	13.36	13.64	14.31	13.74		14.24	13.83	
15	13.62	13.42	13.73	13.96	13.86		14.28	14.29	
16	13.82	13.35	13.68	14.18	15.00		14.55	14.76	
17	14.34	13.57	13.66	14.18	14.08		14.41	13.71	
18	14.84	13.39	13.80	14.08	13.89		14.68	14.94	
19	15.81	13.57	13.70	13.80	13.93		14.60	13.85	
20		13.38	14.80	14.01	13.90		14.41	17.96	
21		13.16	13.98	13.74	15.51		14.04	15.11	
22		13.36	13.63						
23		13.24							
24									

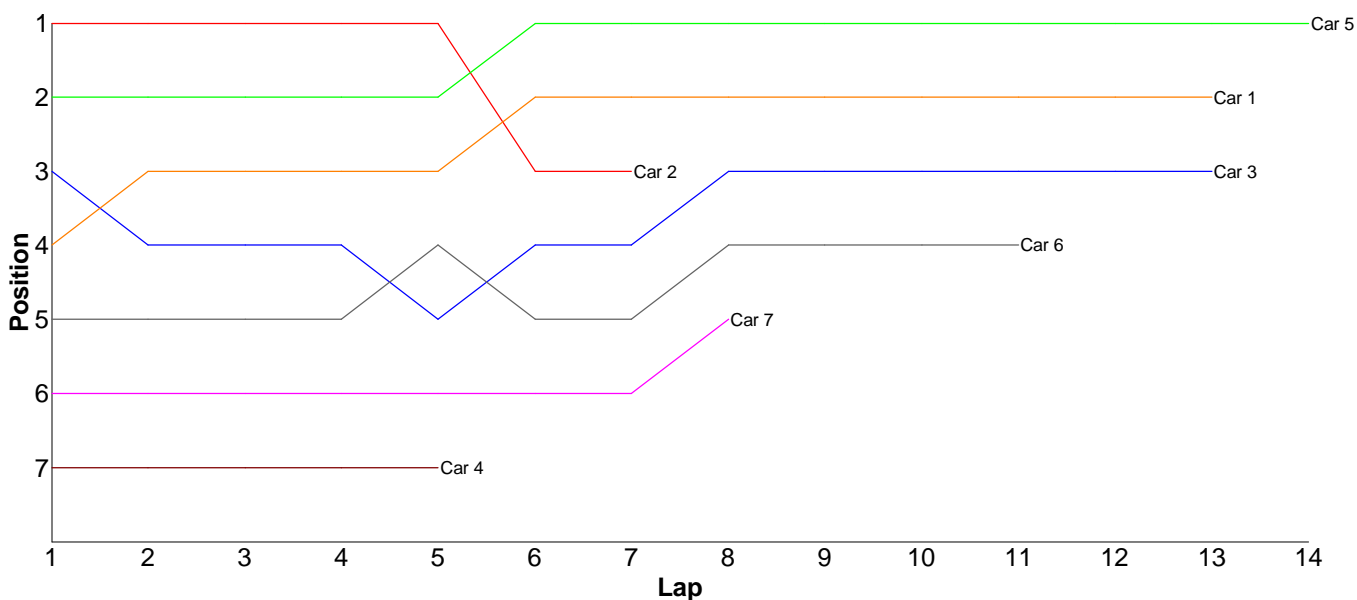


Heat 11 - Round 2 (Bikes)

Pos	Car	Form	Name	Car Make	Result	Ave	Best
1	5	F1	Andy Carless		14 / 316.54	22.61	21.73
2	1	F1	Simon Lancaster		13 / 307.28	23.63	20.18
3	3	F1	Chris Groom		13 / 330.43	25.41	22.27
4	6	F1	Graham Clarke		11 / 309.41	28.12	21.34
5	7	F1	Mark Plested		8 / 306.45	38.30	27.15
6	2	F1	Jevon Frost		7 / 181.42	25.91	20.62
7	4	F1	Steve Leake		5 / 313.58	62.71	21.73

Lap	Car 1	Car 2	Car 3	Car 4	Car 5	Car 6	Car 7
-----	-------	-------	-------	-------	-------	-------	-------

1	26.54	22.29	26.40	224.51	22.34	30.57	60.52
2	20.68	21.36	30.52	22.38	21.85	32.37	39.38
3	20.18	20.97	22.52	22.98	22.24	27.60	30.22
4	27.00	20.62	23.07	21.98	22.76	21.98	33.77
5	27.59	25.55	32.83	21.73	21.73	21.34	51.03
6	20.72	45.69	25.04		23.75	33.77	35.95
7	22.16	24.94	22.27		23.24	34.01	28.43
8	24.06		22.72		22.09	23.46	27.15
9	20.45		23.07		22.14	21.79	
10	23.92		22.91		22.39	30.35	
11	25.77		23.95		23.34	32.17	
12	26.99		23.09		23.76		
13	21.22		32.04		22.39		
14					22.52		
15							



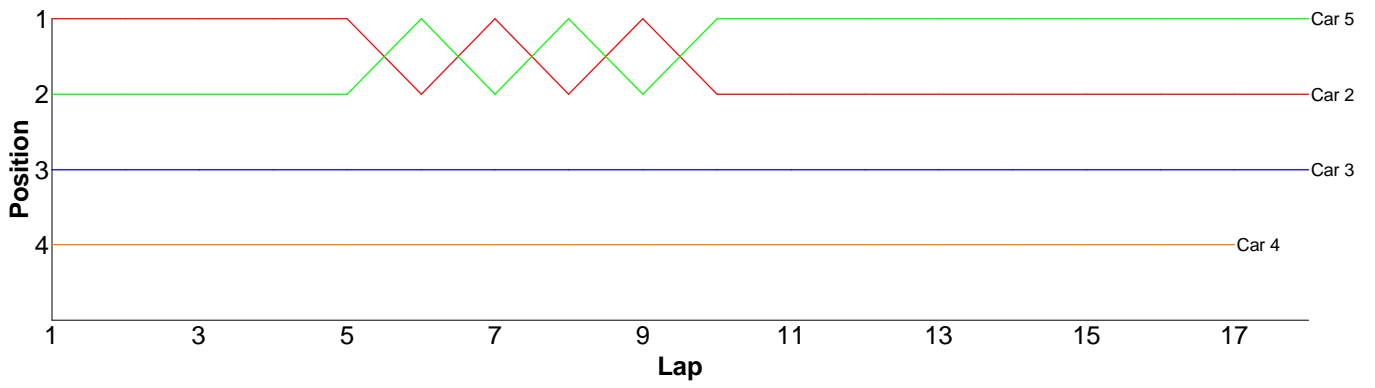
Heat 1 - Round 3 (17.5 Sport)

Pos	Car	Form	Name	Car Make	Result	Ave	Best
1	5	F1	Michael Vale	Schumacher	18 / 303.83	16.87	16.46
2	2	F1	Ian Newton	Photon	18 / 307.77	17.09	16.59
3	3	F1	Terry Crew	Photon	18 / 317.15	17.61	16.99
4	4	F1	Martin Challis	Schumacher	17 / 315.90	18.58	17.22
5	1	F2	Ed Benn	Schumacher	0 / 0.00	0.00	0.00

Lap	Car 1	Car 2	Car 3	Car 4	Car 5
-----	-------	-------	-------	-------	-------

1	16.65	16.99	17.22	16.76	
---	-------	-------	-------	-------	--

2	16.76	18.43	18.78	17.43
3	16.59	17.12	18.14	17.40
4	18.48	17.90	19.74	16.89
5	17.01	17.74	17.44	17.04
6	16.80	17.58	17.99	16.46
7	16.91	17.67	17.48	17.27
8	16.91	17.13	18.13	16.53
9	16.88	17.15	24.02	17.37
10	17.03	17.50	18.54	16.68
11	17.23	17.11	17.53	16.82
12	16.95	17.71	17.41	16.49
13	17.20	17.55	17.72	16.53
14	17.18	17.27	18.13	16.85
15	17.38	17.56	22.05	16.91
16	16.91	18.09	17.80	16.80
17	17.01	17.79	17.78	16.95
18	17.89	18.86		16.65
19				

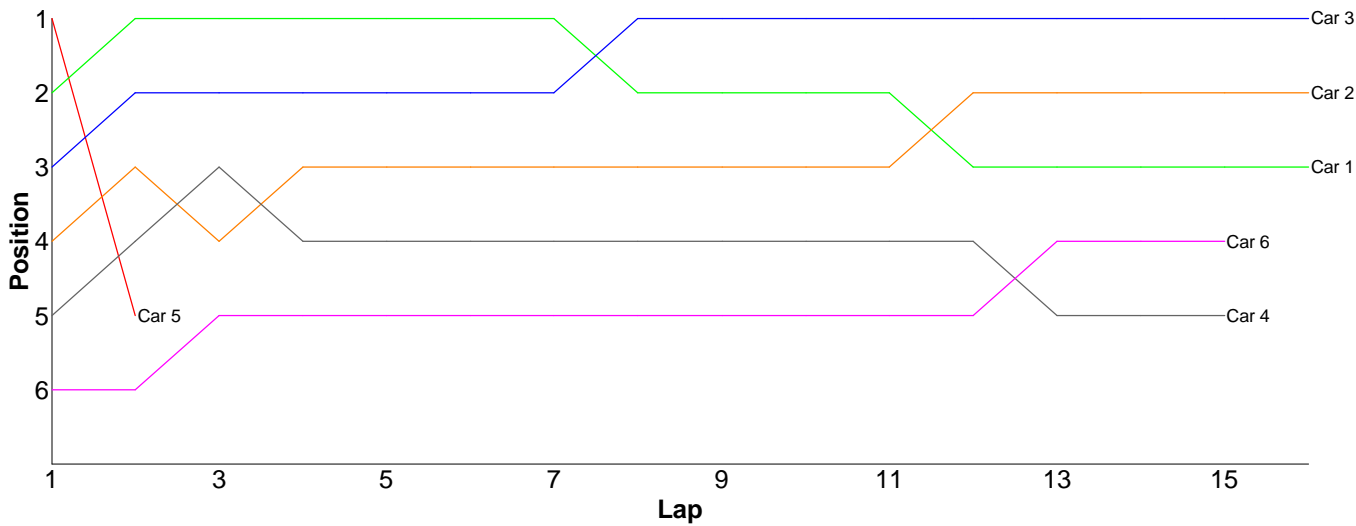


Heat 2 - Round 3 (17.5 Sport)

Pos	Car	Form	Name	Car Make	Result	Ave	Best
1	3	F2	Bradley Killick (J)	Xray	16 / 301.18	18.82	18.15
2	2	F2	Chris Howard	Schumacher	16 / 307.27	19.20	18.16
3	1	F2	Matthew Mills (J)	Xray	16 / 318.30	19.89	18.15
4	6	F2	Jack Warren (J)	Xray	15 / 302.78	20.18	18.58
5	4	F2	Gareth Harding	Hot Bodies	15 / 306.58	20.43	19.64
6	5	F3	Paul Taylor	Schumacher	2 / 42.33	21.16	18.20

Lap	Car 1	Car 2	Car 3	Car 4	Car 5	Car 6
-----	-------	-------	-------	-------	-------	-------

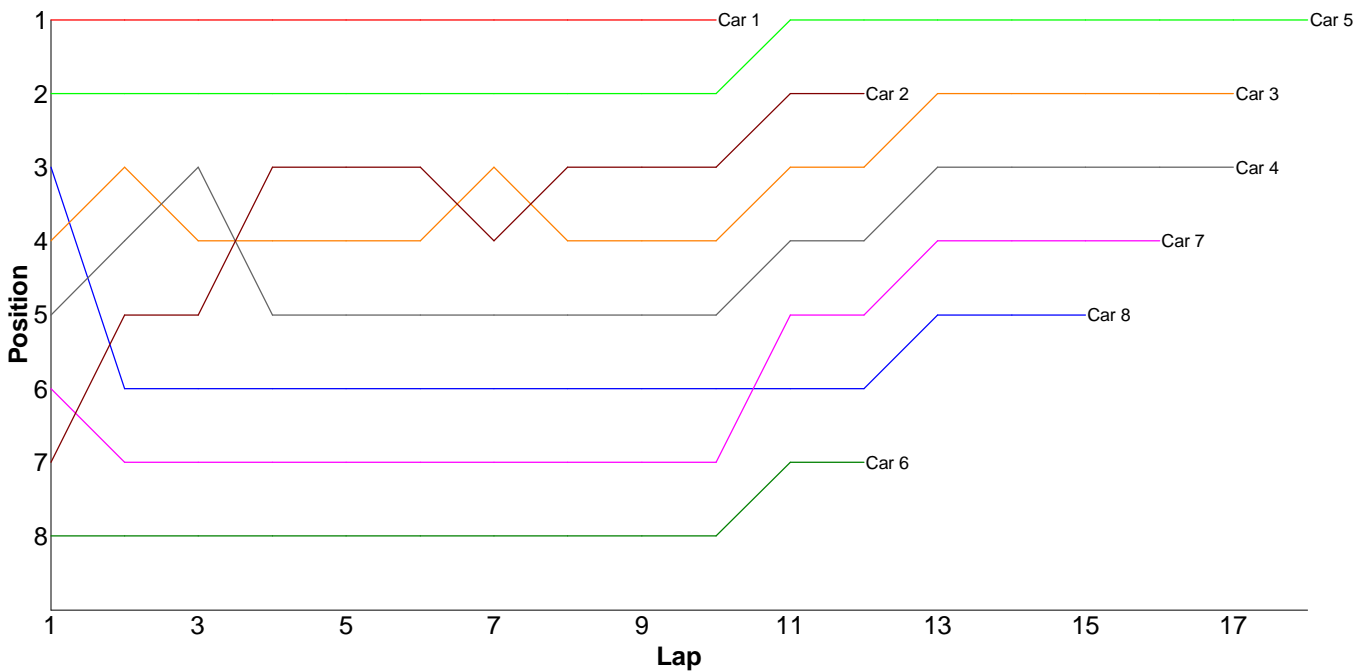
1	18.25	20.49	18.64	21.32	18.20	25.79
2	18.21	19.42	18.64	20.30	24.13	20.65
3	19.00	22.86	18.20	20.54		20.53
4	18.15	18.97	18.15	20.22		20.21
5	18.26	18.54	18.30	20.32		22.84
6	18.89	18.31	19.30	19.64		19.14
7	18.48	18.40	18.61	21.78		19.09
8	21.91	18.44	18.70	20.99		20.22
9	19.47	18.93	19.01	20.41		19.87
10	18.88	18.16	18.44	20.08		19.56
11	18.31	18.67	18.79	20.28		18.96
12	30.89	18.80	21.05	19.94		19.23
13	19.96	19.93	19.60	19.69		18.58
14	20.17	18.84	18.72	21.23		19.51
15	19.74	18.38	18.49	19.84		18.60
16	19.73	20.13	18.54			
17						



Heat 3 - Round 3 (13.5 Stock)

Pos	Car	Form	Name	Car Make	Result	Ave	Best
1	5		Gary Kirkwood	Photon	18 / 301.64	16.75	16.17
2	3	F2	Mike Vorley	Schumacher	17 / 311.91	18.34	16.49
3	4	F2	Andy Lewis	Xray	17 / 317.94	18.70	17.03
4	7		Chris Betts	Schumacher	16 / 314.33	19.64	17.14
5	8		Paul Isaacs	Xray	15 / 307.00	20.46	17.15
6	2	F2	Scott Stokes	Xray	12 / 204.96	17.08	15.93
7	6		Keith Aldridge	Photon	12 / 309.11	25.75	17.16
8	1	F2	Neil Talbot	Xray	10 / 157.26	15.72	15.49

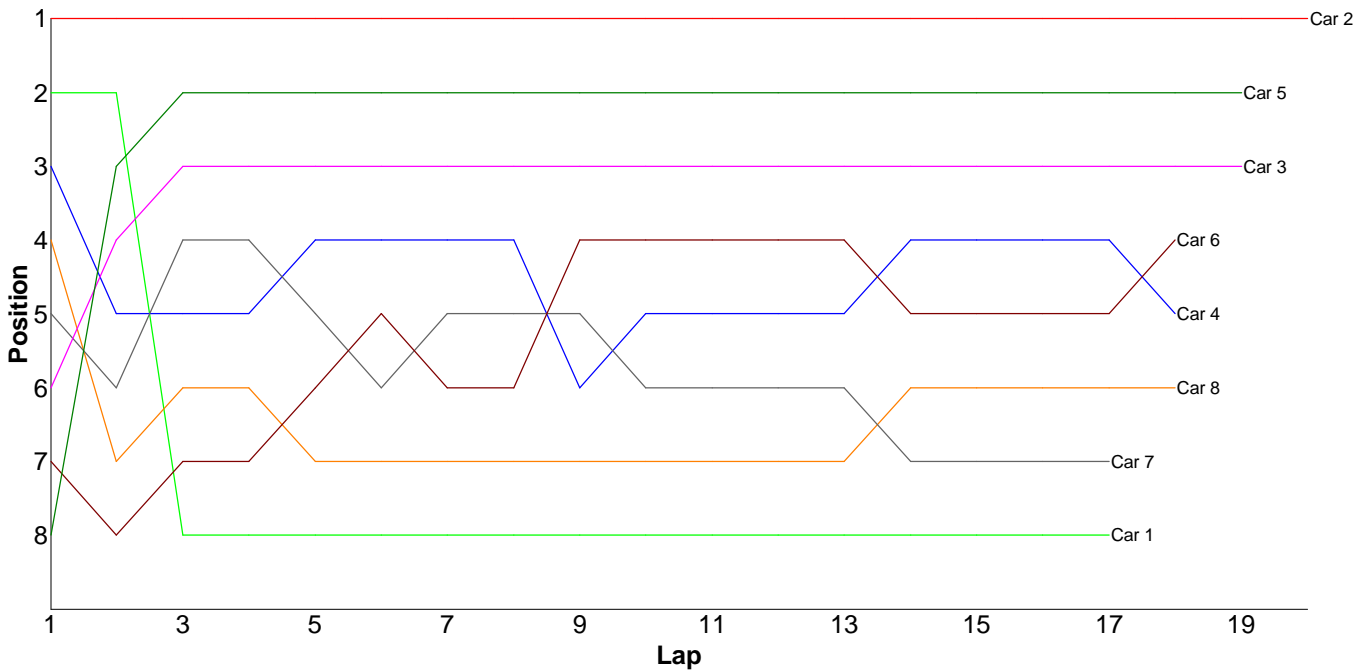
Lap	Car 1	Car 2	Car 3	Car 4	Car 5	Car 6	Car 7	Car 8
1	15.91	19.71	17.64	18.39	16.57	61.59	18.78	17.46
2	15.66	17.22	16.54	17.03	16.24	17.16	37.52	21.68
3	15.85	16.40	18.82	17.38	16.17	17.61	18.90	18.60
4	15.90	15.93	16.49	17.84	16.58	20.50	18.18	19.22
5	15.52	16.36	16.54	17.05	16.45	18.38	17.27	27.03
6	15.65	16.62	16.74	17.58	19.90	18.83	17.38	17.15
7	15.64	17.57	16.71	20.09	16.66	17.51	22.31	18.22
8	15.49	16.40	27.68	24.34	16.47	17.40	19.77	18.55
9	15.63	16.46	20.73	23.26	16.29	57.52	17.67	19.04
10	16.01	18.62	17.89	18.06	16.67	24.85	17.69	18.38
11		16.73	17.59	18.03	16.46	19.42	18.00	28.36
12		16.94	19.65	17.53	16.62	18.34	17.40	28.14
13			17.48	17.59	16.36		17.74	18.13
14			17.38	17.57	16.95		17.14	18.72
15			17.80	18.07	16.53		20.77	18.32
16			17.80	18.50	16.67		17.81	
17			18.43	19.63	17.17			
18					16.88			
19								



Heat 4 - Round 3 (13.5 Stock)

Pos	Car	Form	Name	Car Make	Result	Ave	Best
1	2		Les Baldry	Photon	20 / 310.72	15.53	15.19
2	5	F2	Chris Graco	Xray	19 / 304.78	16.04	15.41
3	3	F2	Kieran Stokes (J)	Xray	19 / 311.87	16.41	15.79
4	6	F2	Gerald Page	Tamiya	18 / 304.78	16.93	16.34
5	4	F2	Ian Cairns	Schumacher	18 / 305.91	16.99	16.15
6	8	F2	Stephen Mills	Schumacher	18 / 315.07	17.50	16.03
7	7	F2	Andrew Mills	Xray	17 / 307.22	18.07	16.21
8	1	F2	Jon Wilkins	Schumacher	17 / 314.45	18.49	15.65

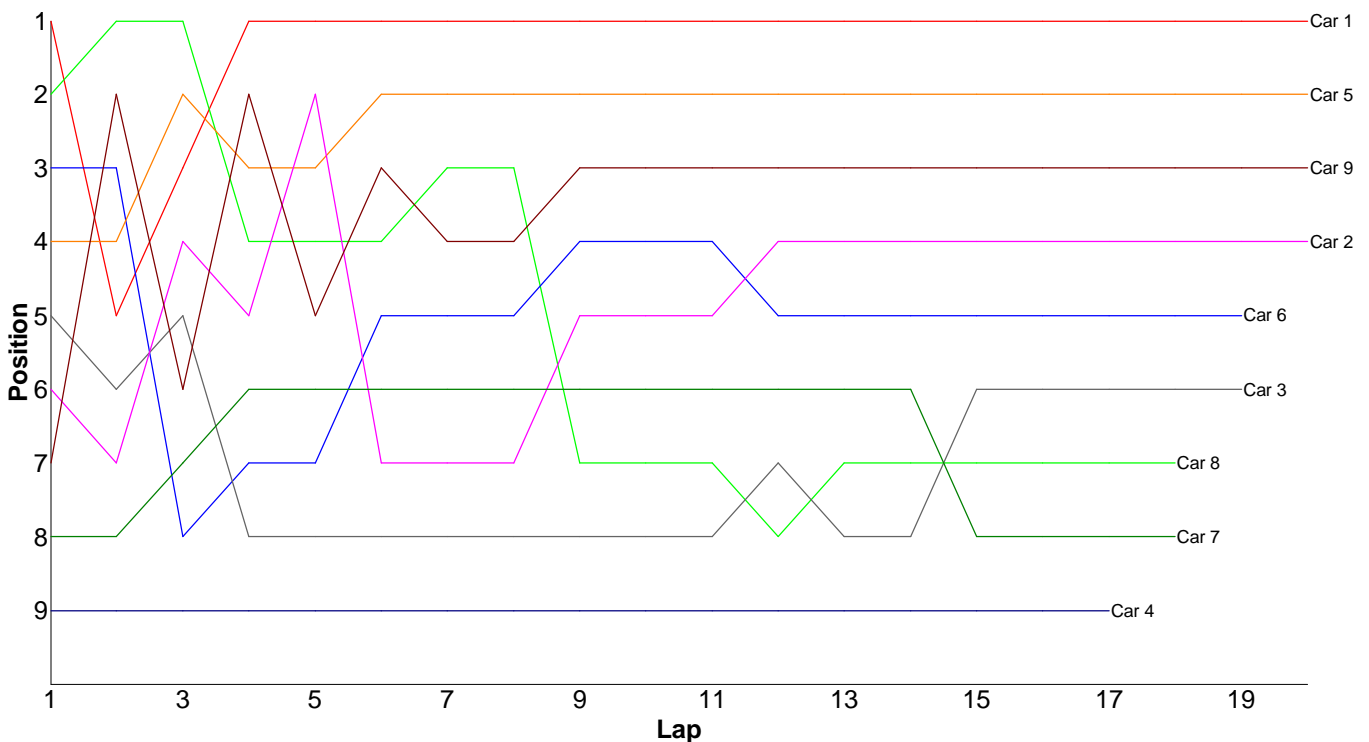
Lap	Car 1	Car 2	Car 3	Car 4	Car 5	Car 6	Car 7	Car 8
1	15.83	15.70	16.75	16.15	16.94	16.79	16.50	16.45
2	16.42	15.31	15.79	16.42	15.57	17.31	16.21	16.69
3	29.32	15.19	15.84	16.74	15.50	16.64	16.41	17.20
4	17.33	15.68	16.01	16.36	15.57	16.77	16.24	16.39
5	15.86	15.84	16.12	16.57	16.54	17.58	19.51	21.61
6	15.91	15.90	16.31	16.38	16.37	16.62	17.03	16.90
7	16.38	15.20	16.04	16.22	15.63	17.83	16.59	17.97
8	15.65	15.89	16.31	19.53	15.96	16.34	17.10	18.05
9	23.19	15.69	15.95	20.63	15.81	16.78	19.39	17.89
10	16.09	15.48	16.37	16.34	15.91	16.51	17.78	16.03
11	16.10	15.29	16.40	16.52	15.55	16.42	18.04	18.43
12	16.11	15.57	15.89	16.70	15.62	16.52	17.77	17.89
13	26.10	15.48	16.46	16.43	15.41	17.22	18.86	17.64
14	16.70	15.32	16.53	16.42	15.98	18.15	19.84	16.55
15	16.19	15.51	16.63	16.37	17.46	17.14	19.04	16.41
16	16.37	15.98	16.85	16.36	17.14	16.88	21.48	18.57
17	24.90	15.41	16.46	17.10	16.28	16.74	19.43	17.61
18		15.26	16.69	18.67	15.76	16.54		16.79
19		15.35	18.47		15.78			
20		15.67						
21								



Heat 5 - Round 3 (13.5 Stock)

Pos	Car	Form	Name	Car Make	Result	Ave	Best
1	1	F1	Phil Williams	Tamiya	20 / 302.10	15.10	14.77
2	5		Matt Butcher	Schumacher	20 / 302.68	15.13	14.70
3	9	F1	Nick Adams	Xray	20 / 306.09	15.30	14.62
4	2	F1	Tim Webb	Hot Bodies	20 / 313.10	15.65	15.01
5	6	F1	James Davis	Tamiya	19 / 302.70	15.93	15.10
6	3	F1	Brian Killick	Xray	19 / 312.68	16.45	15.01
7	8	F2	Matt Sedgley	Schumacher	18 / 300.94	16.71	15.00
8	7	F2	Kevin Bissell	Xray	18 / 310.62	17.25	15.77
9	4		Mason Sadler (J)	Xray	17 / 305.23	17.95	14.97

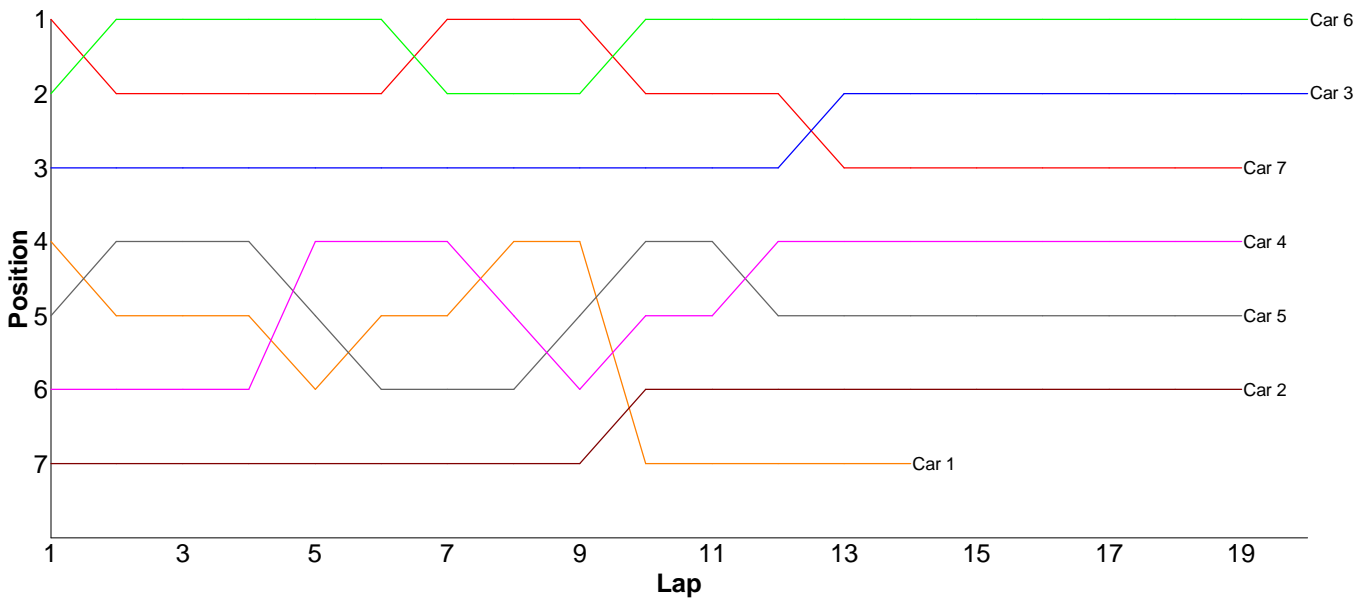
Lap	Car 1	Car 2	Car 3	Car 4	Car 5	Car 6	Car 7	Car 8	Car 9
1	14.87	15.87	15.69	42.94	15.62	15.53	16.30	15.10	15.90
2	16.03	15.37	15.45	15.51	15.27	15.19	16.52	15.00	14.75
3	14.89	15.04	15.14	15.98	14.86	19.75	15.95	15.61	15.65
4	14.77	15.01	24.45	15.76	15.37	16.06	16.21	15.49	14.77
5	14.79	15.34	23.53	15.95	15.53	15.62	16.11	15.45	15.58
6	14.85	22.13	16.42	14.97	14.83	15.10	16.35	15.57	15.02
7	14.81	15.48	15.39	15.26	15.16	15.73	16.06	16.98	17.75
8	15.06	15.53	15.09	15.39	15.12	15.57	15.77	15.99	16.08
9	14.98	15.19	15.01	20.62	15.15	15.50	16.13	25.11	14.95
10	14.90	15.17	15.15	20.56	14.94	15.37	16.44	16.26	14.81
11	15.08	15.11	15.17	17.12	15.22	15.54	18.79	19.46	14.71
12	15.03	15.28	15.25	16.08	15.11	16.59	17.18	17.15	15.13
13	15.07	15.28	17.87	16.21	14.70	16.07	16.24	15.98	15.09
14	14.78	15.43	16.37	15.93	14.77	15.91	16.97	16.62	14.62
15	14.88	15.20	15.31	15.29	15.24	15.72	25.08	17.77	14.93
16	15.17	15.24	15.56	16.09	15.02	15.65	17.04	15.81	14.76
17	16.55	15.34	15.19	15.57	15.48	16.06	16.68	15.64	15.97
18	15.29	15.35	15.39		15.29	15.71	20.80	15.95	15.10
19	15.12	15.27	15.25		15.09	16.03			15.19
20	15.18	15.47			14.91				15.33
21									



Heat 6 - Round 3 (10.5 ProStk)

Pos	Car	Form	Name	Car Make	Result	Ave	Best
1	6		Alex Gardiner	Schumacher	20 / 303.70	15.18	14.69
2	3		Rob Howett	Tamiya	20 / 311.89	15.59	15.06
3	7	F2	Craig Campbell	Xray	19 / 301.19	15.85	14.89
4	4		Stuart Barber	Tamiya	19 / 306.52	16.13	14.82
5	5		John Fisher	Xray	19 / 312.73	16.45	15.23
6	2	F2	Tony Foster	Xray	19 / 321.39	16.91	14.91
7	1		Dain Gayler	Photon	14 / 307.23	21.94	15.10

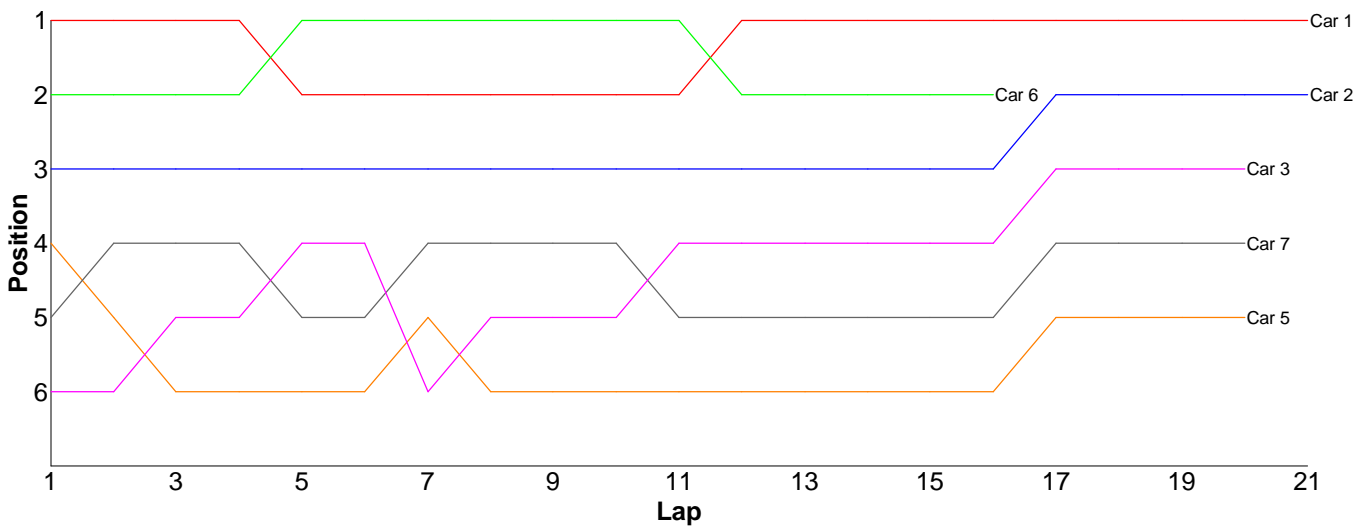
Lap	Car 1	Car 2	Car 3	Car 4	Car 5	Car 6	Car 7
1	15.98	28.27	15.67	20.63	16.32	14.93	14.89
2	19.37	17.41	16.18	17.21	17.68	15.04	15.42
3	15.69	16.20	15.28	15.77	16.02	15.06	15.09
4	17.55	16.11	15.18	15.18	17.96	14.82	15.05
5	15.67	14.91	15.38	14.90	16.10	15.05	15.75
6	15.57	15.45	15.19	14.86	16.94	15.02	15.01
7	15.26	19.61	18.91	15.41	16.78	17.91	16.23
8	15.10	15.87	15.39	19.06	15.23	16.15	15.46
9	16.16	15.20	15.65	18.72	16.69	15.00	15.39
10	96.13	15.28	15.15	17.06	15.63	15.00	16.23
11	16.88	15.86	16.30	15.62	18.31	15.84	16.13
12	16.79	15.10	15.66	15.38	16.67	14.99	15.39
13	15.17	15.35	15.51	15.59	15.92	15.37	21.07
14	15.91	15.87	15.31	14.82	16.16	15.10	15.68
15		15.26	15.24	15.22	16.02	14.71	15.51
16		15.27	15.33	15.10	15.73	14.75	15.63
17		14.98	15.19	14.92	15.24	14.70	15.39
18		15.36	15.20	15.40	15.58	14.74	15.52
19		24.03	15.11	15.67	17.75	14.83	16.35
20			15.06			14.69	
21							



Heat 7 - Round 3 (10.5 ProStk)

Pos	Car	Form	Name	Car Make	Result	Ave	Best
1	1	F1	John Zottl	Xray	21 / 303.58	14.45	14.20
2	2	F1	Dominic Skinner	Tamiya	21 / 313.05	14.90	14.51
3	3	F1	Ori Sohachevsky	Schumacher	20 / 300.80	15.04	14.25
4	7		Steve Lissamore	Tamiya	20 / 303.88	15.19	14.58
5	5	F1	Jamie Vassallo	Schumacher	20 / 312.39	15.61	14.94
6	6	F1	Ben Cane	Schumacher	16 / 232.02	14.50	14.07
7	4	F1	Aaron Wearn	Schumacher	0 / 0.00	0.00	0.00

Lap	Car 1	Car 2	Car 3	Car 4	Car 5	Car 6	Car 7
1	14.41	15.18	17.85		15.94	14.58	16.33
2	14.82	14.80	14.67		15.91	14.87	15.33
3	14.45	15.70	14.64		15.33	14.30	14.68
4	14.39	14.82	14.53		15.07	14.34	15.25
5	14.70	14.69	14.63		15.05	14.18	14.96
6	14.20	14.66	14.37		14.95	14.31	14.96
7	14.31	15.10	16.89		14.94	14.32	14.67
8	14.34	14.51	14.38		15.32	14.26	14.82
9	14.26	15.34	14.61		15.49	14.20	14.70
10	14.30	14.78	14.30		15.23	14.24	14.94
11	14.24	14.73	14.25		14.96	14.22	16.37
12	14.52	14.72	14.40		15.18	17.39	15.85
13	14.41	14.87	14.51		15.07	14.21	15.01
14	14.55	14.52	14.88		14.94	14.18	14.58
15	14.31	14.77	14.34		14.98	14.07	15.86
16	14.41	14.75	14.75		21.64	14.35	15.41
17	14.71	15.01	15.33		16.39		15.32
18	14.54	15.05	17.90		15.26		15.31
19	14.36	14.96	14.65		15.31		14.92
20	14.78	14.84	14.92		15.43		14.61
21	14.57	15.25					
22							

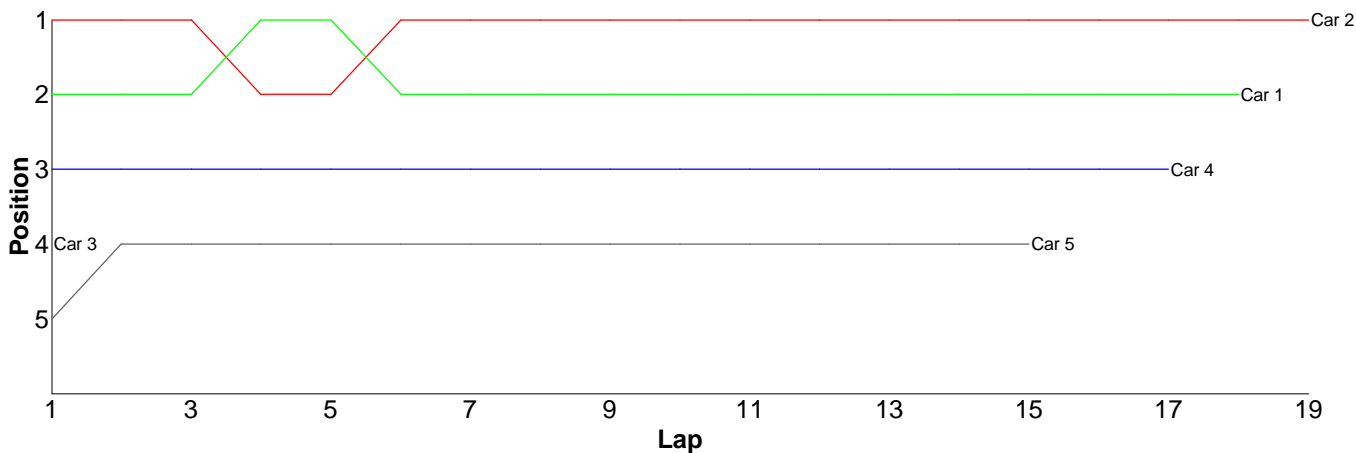


Heat 8 - Round 3 (<GT>)

Pos	Car	Form	Name	Class	Car Make	Result	Ave	Best
1	2		Dave Skelton	GT1	Associated	19 / 305.84	16.09	15.04
2	1		Rob Warren	GT2	Associated	18 / 300.18	16.67	16.04
3	4		Mike Vorley	GT1	Xray	17 / 300.20	17.65	16.59
4	5		Keith Aldridge	GT2	Associated	15 / 302.79	20.18	16.74
5	3		Nigel Moss	GT1	CRC	1 / 20.42	20.42	20.42

Lap Car 1 Car 2 Car 3 Car 4 Car 5

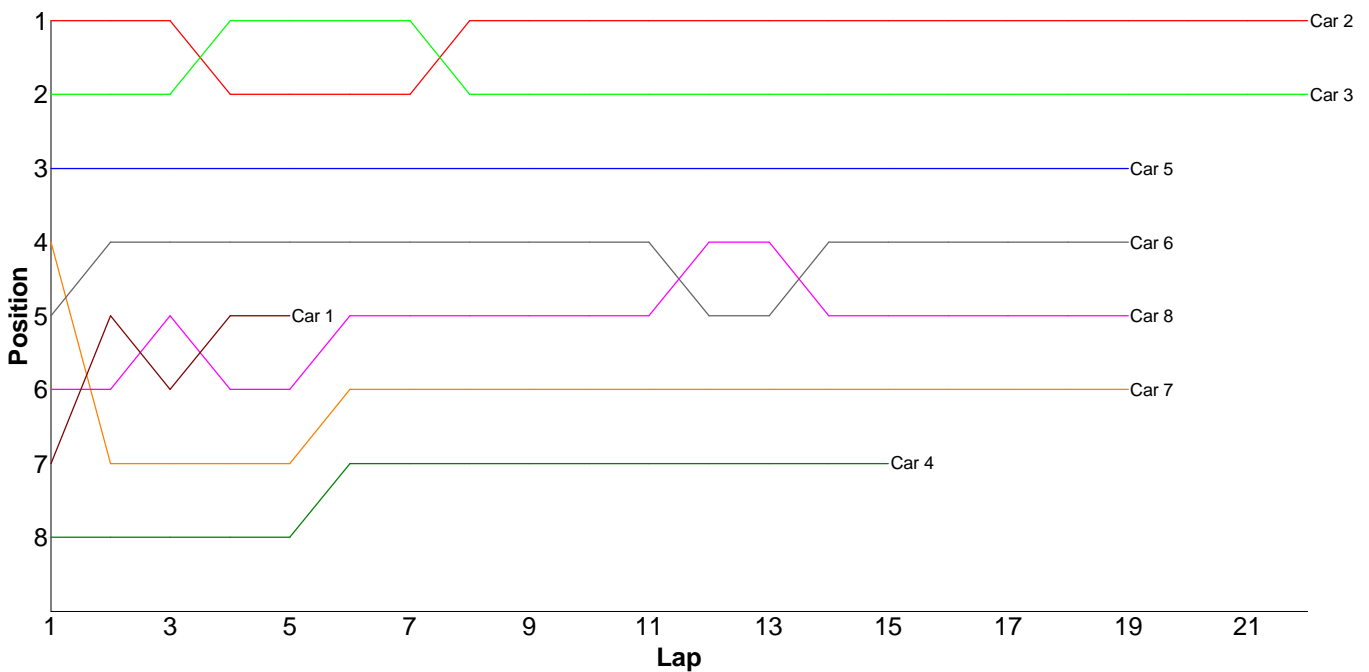
Lap	Car 1	Car 2	Car 3	Car 4	Car 5
1	16.72	15.72	20.42	17.62	47.97
2	16.29	15.76		17.54	17.71
3	17.05	15.49		16.59	17.42
4	16.45	21.00		16.80	17.96
5	16.27	15.46		17.42	16.74
6	16.06	15.13		17.30	17.34
7	16.34	16.51		18.37	16.81
8	16.41	15.51		17.24	16.86
9	16.36	15.12		16.66	21.99
10	16.95	19.00		17.71	17.25
11	16.35	15.22		19.34	17.03
12	21.00	15.43		18.59	17.17
13	16.40	15.46		17.32	18.11
14	16.29	15.24		16.67	22.23
15	16.04	15.90		16.75	20.20
16	16.13	18.37		16.87	
17	16.61	15.36		21.41	
18	16.46	15.12			
19		15.04			
20					



Heat 9 - Round 3 (Modified)

Pos	Car	Form	Name	Car Make	Result	Ave	Best
1	2		Chris Kerswell	Schumacher	22 / 304.44	13.83	13.45
2	3		Mark Wallace	Schumacher	22 / 315.23	14.32	13.74
3	5		Jordan Mckulsky (J)	Photon	19 / 300.60	15.82	14.23
4	6		Chris House	Photon	19 / 305.53	16.08	15.04
5	8		John Hyde	Schumacher	19 / 308.06	16.21	15.41
6	7		Marlon Mckulsky	Associated	19 / 313.72	16.51	14.61
7	4		Tim Langdell	Schumacher	15 / 264.32	17.62	14.27
8	1		Mark Sadler	Xray	5 / 83.28	16.65	14.69

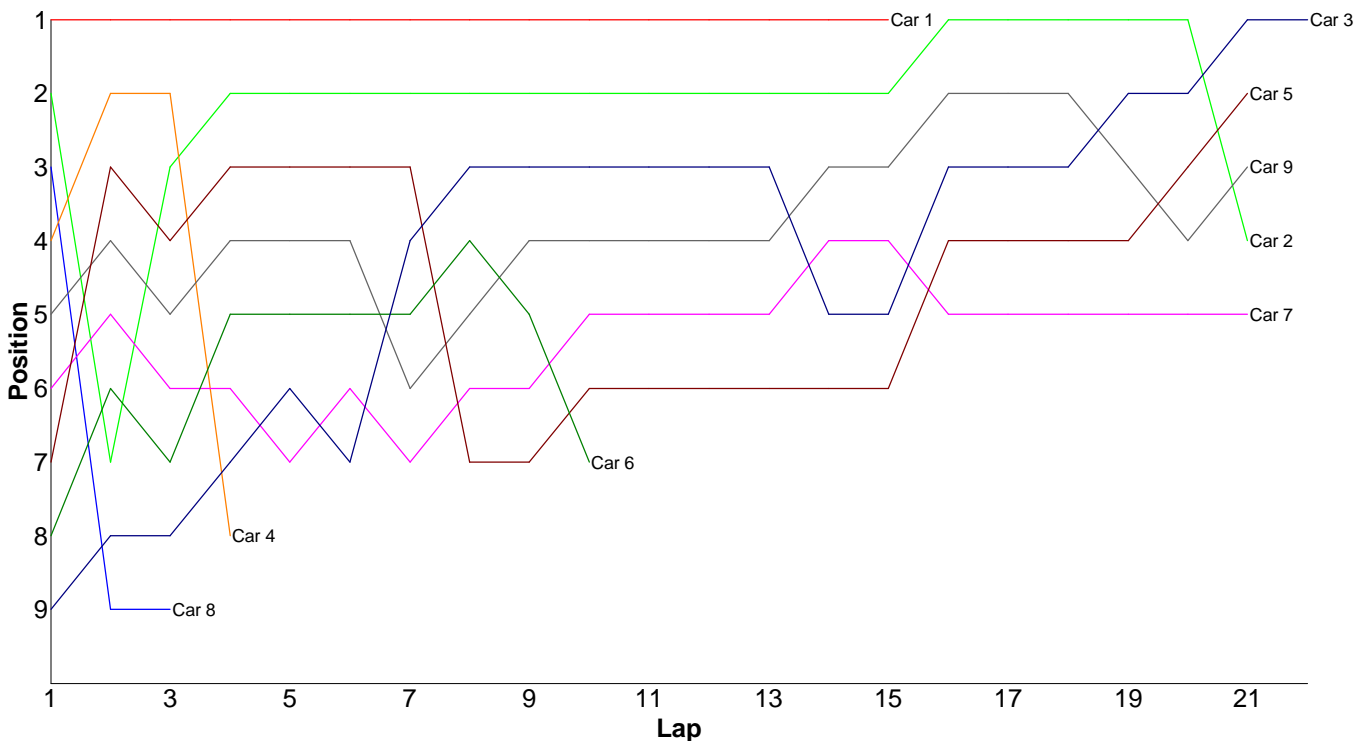
Lap	Car 1	Car 2	Car 3	Car 4	Car 5	Car 6	Car 7	Car 8
1	17.28	14.09	14.34	45.57	15.15	16.04	15.16	16.60
2	14.69	13.67	14.39	15.90	14.64	15.73	30.72	16.78
3	19.06	13.60	13.74	15.33	16.50	16.21	15.61	16.79
4	14.98	16.87	14.15	15.10	15.95	16.46	15.31	16.69
5	17.27	13.86	14.02	14.27	14.49	16.06	14.82	17.22
6		13.54	14.03	21.50	14.37	16.30	14.99	16.94
7		13.45	13.97	16.87	22.33	18.70	15.92	16.25
8		13.51	14.00	15.34	16.02	16.06	14.61	16.59
9		13.55	14.38	14.71	14.60	16.00	16.77	15.45
10		13.67	14.06	15.14	14.23	16.01	15.70	15.98
11		13.48	14.27	14.63	15.20	17.50	20.34	16.23
12		14.08	14.00	14.57	14.65	16.49	16.21	15.74
13		13.56	14.05	14.68	14.61	15.66	15.51	15.84
14		13.92	14.21	15.20	14.74	15.46	15.53	16.73
15		13.51	14.82	15.51	14.37	15.95	15.39	15.73
16		13.78	14.55		22.58	15.04	14.97	15.47
17		13.87	14.52		15.50	15.23	15.14	16.12
18		13.57	14.65		16.03	15.35	16.20	15.41
19		13.73	14.51		14.64	15.28	14.82	15.50
20		13.75	14.61					
21		13.78	14.69					
22		13.60	15.27					
23								



Heat 10 - Round 3 (Modified)

Pos	Car	Form	Name	Car Make	Result	Ave	Best
1	3		Glen Westwood	Xray	22 / 312.86	14.22	13.54
2	5		Chris Delves	Tamiya	21 / 300.67	14.31	13.72
3	9		Chris Ashton	Schumacher	21 / 301.34	14.34	14.07
4	2		Elliott Harper	Tamiya	21 / 302.14	14.38	13.17
5	7		Ben Ingram	Photon	21 / 303.10	14.43	14.10
6	1		Chris Grainger	Schumacher	15 / 202.09	13.47	13.06
7	6		Brian Eldridge	Photon	10 / 148.31	14.83	14.09
8	4		Russell Williams	Tamiya	4 / 67.16	16.79	13.64
9	8		John Pape	Schumacher	3 / 48.70	16.23	13.74

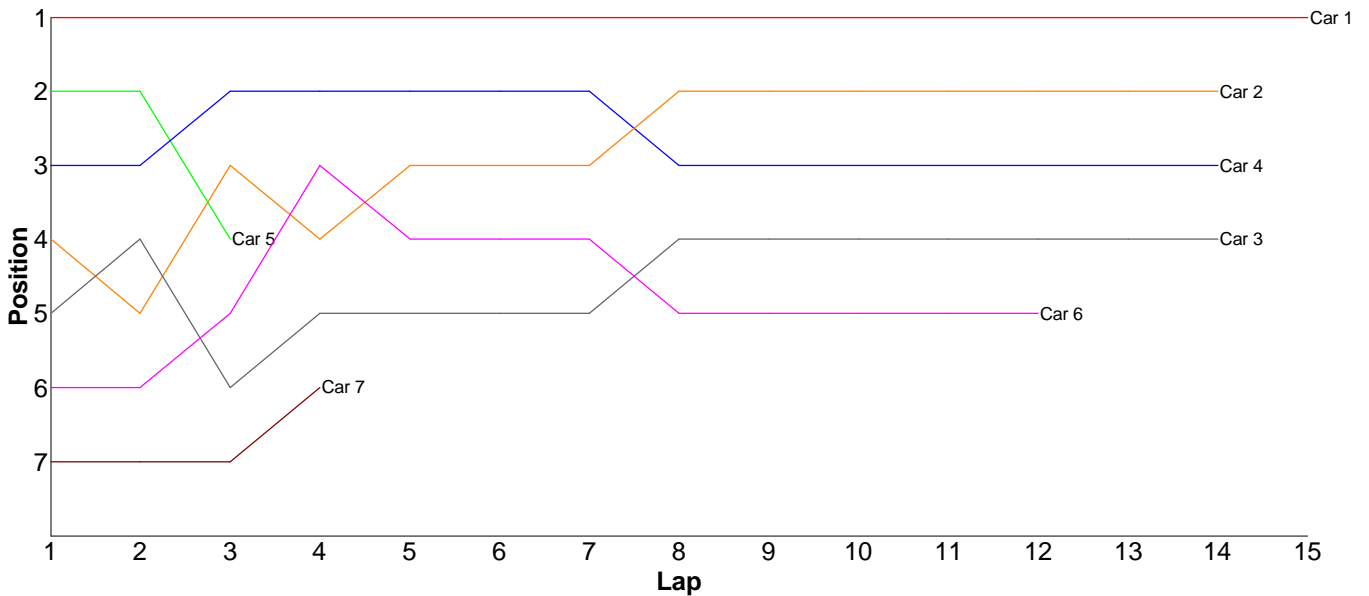
Lap	Car 1	Car 2	Car 3	Car 4	Car 5	Car 6	Car 7	Car 8	Car 9
1	13.13	13.43	15.83	13.84	14.72	14.76	14.70	13.74	14.39
2	13.06	16.26	14.81	13.64	14.20	14.80	14.49	20.63	14.56
3	13.34	13.29	13.76	13.74	14.12	14.11	14.30	14.33	14.41
4	13.41	13.44	13.87	25.94	14.21	14.09	14.32		14.38
5	13.43	13.29	13.96		14.05	14.14	14.42		14.12
6	13.48	13.17	14.33		13.92	14.46	14.26		14.47
7	13.39	13.42	13.96		13.84	14.27	14.57		14.68
8	13.36	13.27	14.05		16.85	14.41	14.70		14.13
9	13.36	13.44	14.42		16.88	14.40	14.75		14.19
10	13.38	14.23	13.89		14.23	18.87	15.03		14.11
11	13.38	13.67	13.68		14.10		14.47		14.32
12	13.47	13.45	14.95		14.07		14.20		14.65
13	13.57	13.56	15.00		14.22		14.28		14.50
14	13.38	13.38	16.81		14.10		14.30		14.33
15	14.95	13.34	13.77		13.83		14.26		14.07
16		22.45	13.72		13.82		14.35		14.22
17		13.62	13.63		13.92		14.33		14.31
18		14.32	13.68		13.72		14.21		14.08
19		13.45	13.83		14.16		14.10		14.22
20		13.73	13.80		13.72		14.35		14.86
21		19.93	13.54		13.99		14.71		14.34
22			13.57						
23									



Heat 11 - Round 3 (Bikes)

Pos	Car	Form	Name	Car Make	Result	Ave	Best
1	1	F1	Simon Lancaster		15 / 306.48	20.43	19.70
2	2	F1	Jevon Frost		14 / 303.34	21.66	20.45
3	4	F1	Steve Leake		14 / 310.79	22.19	21.44
4	3	F1	Chris Groom		14 / 316.94	22.63	21.36
5	6	F1	Graham Clarke		12 / 300.11	25.00	21.72
6	7	F1	Mark Plested		4 / 267.70	66.92	41.57
7	5	F1	Andy Carless		3 / 64.96	21.65	21.37

Lap	Car 1	Car 2	Car 3	Car 4	Car 5	Car 6	Car 7
1	20.47	21.59	22.11	21.44	21.37	22.55	54.46
2	20.17	22.91	21.96	21.52	21.57	22.98	119.83
3	19.70	20.45	25.33	21.59	22.02	21.91	51.84
4	19.91	27.04	26.74	21.84		21.72	41.57
5	19.94	22.21	22.04	21.96		26.79	
6	21.61	20.72	22.23	21.90		21.85	
7	20.97	20.77	22.10	22.03		24.12	
8	20.39	21.22	21.96	25.29		29.35	
9	20.66	20.73	21.36	22.58		22.55	
10	20.11	20.63	22.25	22.15		26.80	
11	20.48	21.33	21.39	21.74		36.49	
12	20.68	20.73	22.72	22.06		23.00	
13	20.26	21.86	21.92	22.52			
14	20.37	21.15	22.83	22.17			
15	20.76						
16							

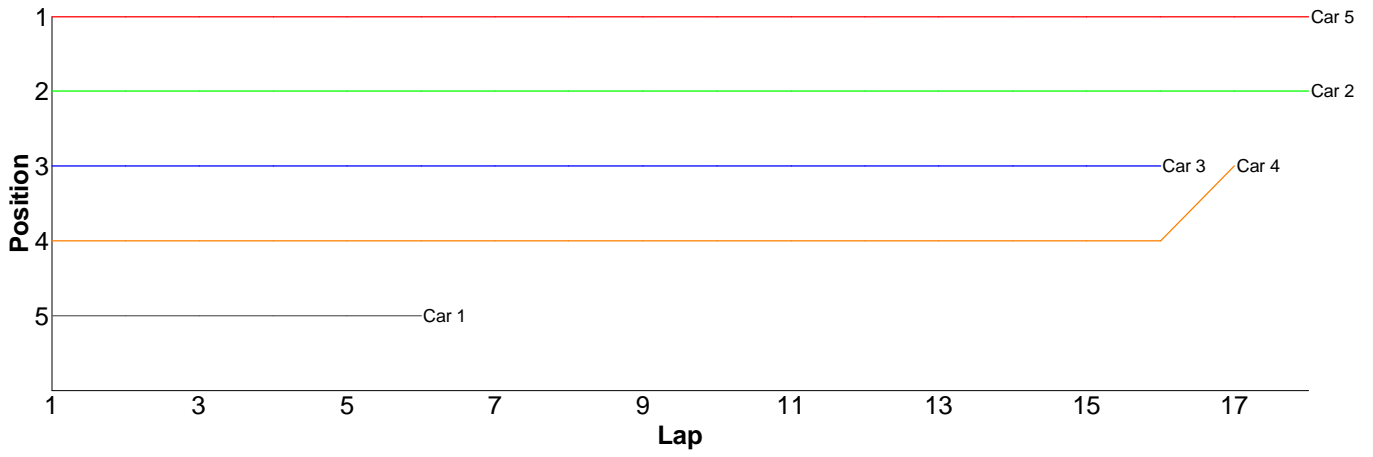


Heat 1 - Round 4 (17.5 Sport)

Pos	Car	Form	Name	Car Make	Result	Ave	Best
1	5	F1	Michael Vale	Schumacher	18 / 310.10	17.22	16.36
2	2	F1	Ian Newton	Photon	18 / 312.62	17.36	16.59
3	4	F1	Martin Challis	Schumacher	17 / 312.38	18.37	17.42
4	3	F1	Terry Crew	Photon	16 / 290.70	18.16	17.08
5	1	F2	Ed Benn	Schumacher	6 / 144.59	24.09	19.81

Lap	Car 1	Car 2	Car 3	Car 4	Car 5
-----	-------	-------	-------	-------	-------

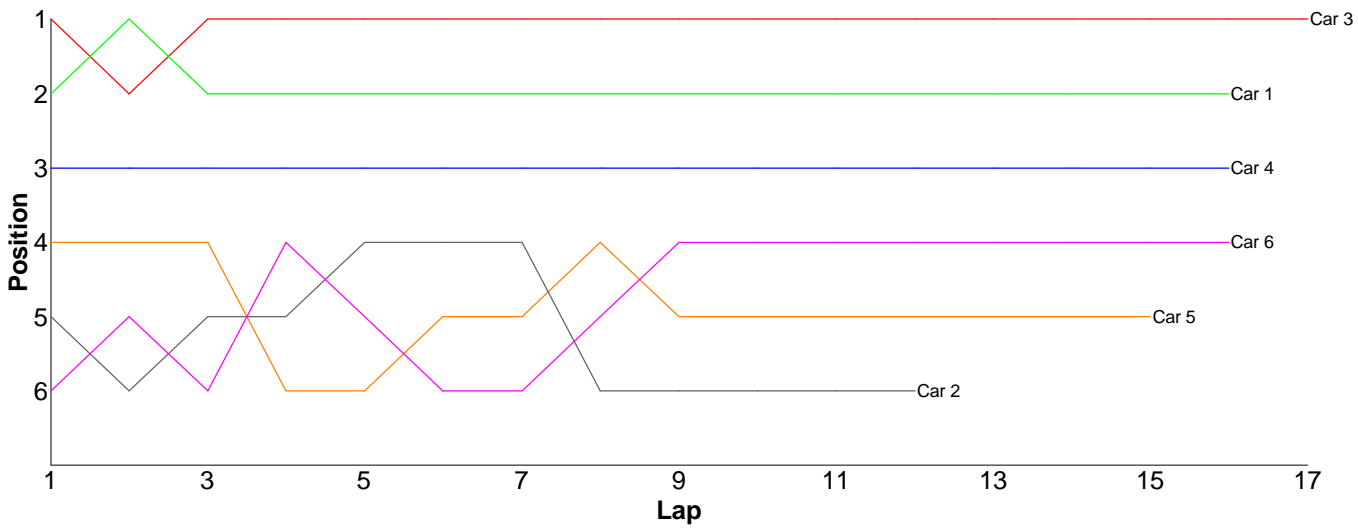
1	23.91	16.59	17.92	18.30	16.36
2	26.23	16.95	17.26	18.16	16.67
3	28.55	17.04	17.49	17.78	16.76
4	26.25	16.85	17.50	18.01	16.71
5	19.81	17.01	17.29	17.42	16.88
6	19.84	17.20	17.08	18.15	16.75
7		17.00	17.50	23.77	16.79
8		17.25	17.57	18.10	16.67
9		17.24	23.66	18.16	16.71
10		19.82	19.57	19.19	17.26
11		17.68	17.76	17.73	16.97
12		17.99	17.47	17.70	22.96
13		17.20	17.39	17.84	16.41
14		17.27	17.59	18.44	16.42
15		17.46	17.50	17.86	16.86
16		17.39	20.15	17.93	16.70
17		17.24		17.84	17.45
18		17.44			18.77
19					



Heat 2 - Round 4 (17.5 Sport)

Pos	Car	Form	Name	Car Make	Result	Ave	Best
1	3	F2	Bradley Killick (J)	Xray	17 / 321.00	18.88	17.57
2	1	F2	Matthew Mills (J)	Xray	16 / 306.09	19.13	18.08
3	4	F2	Gareth Harding	Hot Bodies	16 / 307.67	19.22	18.61
4	6	F2	Jack Warren (J)	Xray	16 / 313.42	19.58	17.78
5	5	F3	Paul Taylor	Schumacher	15 / 298.85	19.92	19.01
6	2	F2	Chris Howard	Schumacher	12 / 312.57	26.04	18.45

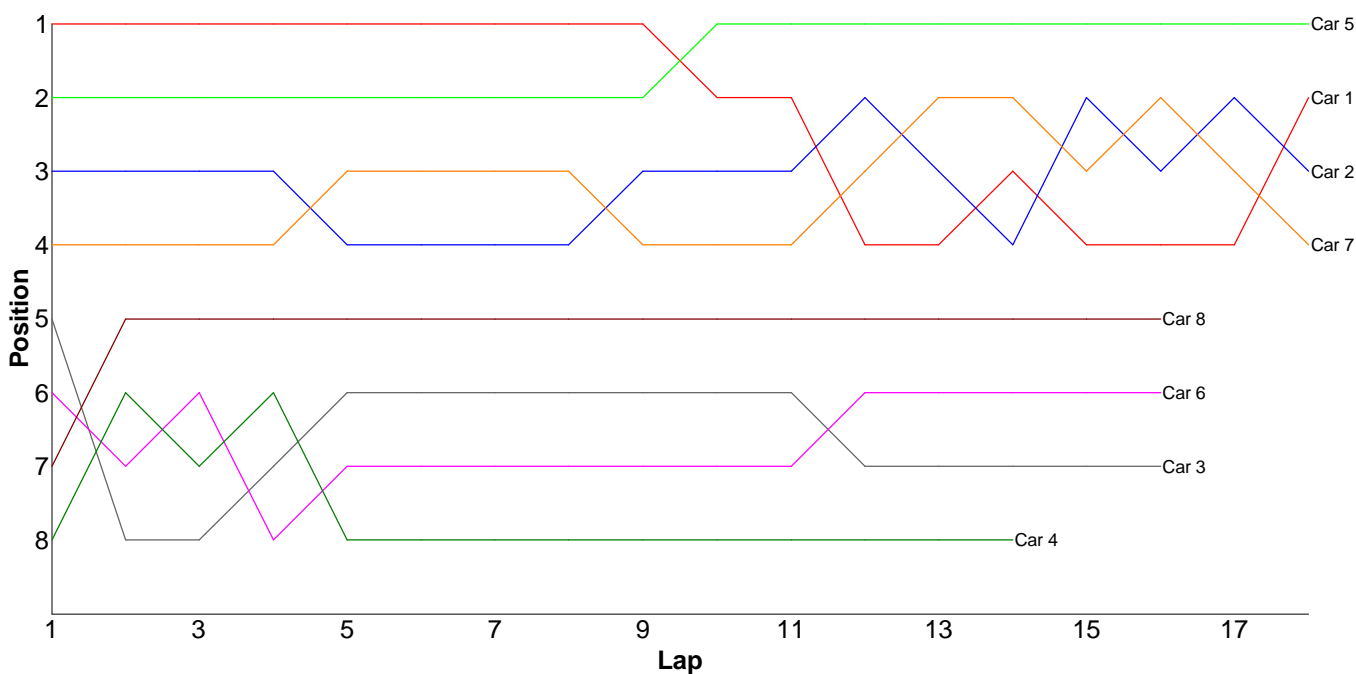
Lap	Car 1	Car 2	Car 3	Car 4	Car 5	Car 6
1	18.68	23.11	18.49	19.03	20.71	24.61
2	18.21	19.81	18.53	19.08	20.72	17.78
3	18.88	18.68	18.71	18.87	20.06	19.59
4	18.08	18.78	17.57	19.20	19.24	18.15
5	18.23	18.77	17.92	19.92	19.63	20.19
6	18.19	18.48	18.79	19.90	19.01	19.31
7	18.44	18.45	18.39	19.30	19.53	20.29
8	19.92	90.68	18.39	19.61	19.19	18.59
9	18.41	19.29	18.72	18.78	19.53	18.13
10	18.35	19.37	18.26	18.71	19.31	18.23
11	18.54	27.53	18.16	19.53	20.90	20.31
12	22.16	19.62	18.49	19.38	21.51	19.71
13	20.23		18.34	19.01	19.65	18.02
14	19.21		18.39	18.61	20.13	22.82
15	20.83		23.40	19.91	19.73	18.61
16	19.73		18.93	18.83		19.08
17			21.52			
18						



Heat 3 - Round 4 (13.5 Stock)

Pos	Car	Form	Name	Car Make	Result	Ave	Best
1	5		Gary Kirkwood	Photon	18 / 303.99	16.88	16.02
2	1	F2	Neil Talbot	Xray	18 / 315.54	17.53	15.19
3	2	F2	Scott Stokes	Xray	18 / 315.81	17.54	16.48
4	7		Chris Betts	Schumacher	18 / 322.41	17.91	16.21
5	8		Paul Isaacs	Xray	16 / 292.80	18.30	16.57
6	6		Keith Aldridge	Photon	16 / 296.89	18.55	16.70
7	3	F2	Mike Vorley	Schumacher	16 / 300.84	18.80	16.73
8	4	F2	Andy Lewis	Xray	14 / 310.28	22.16	17.64

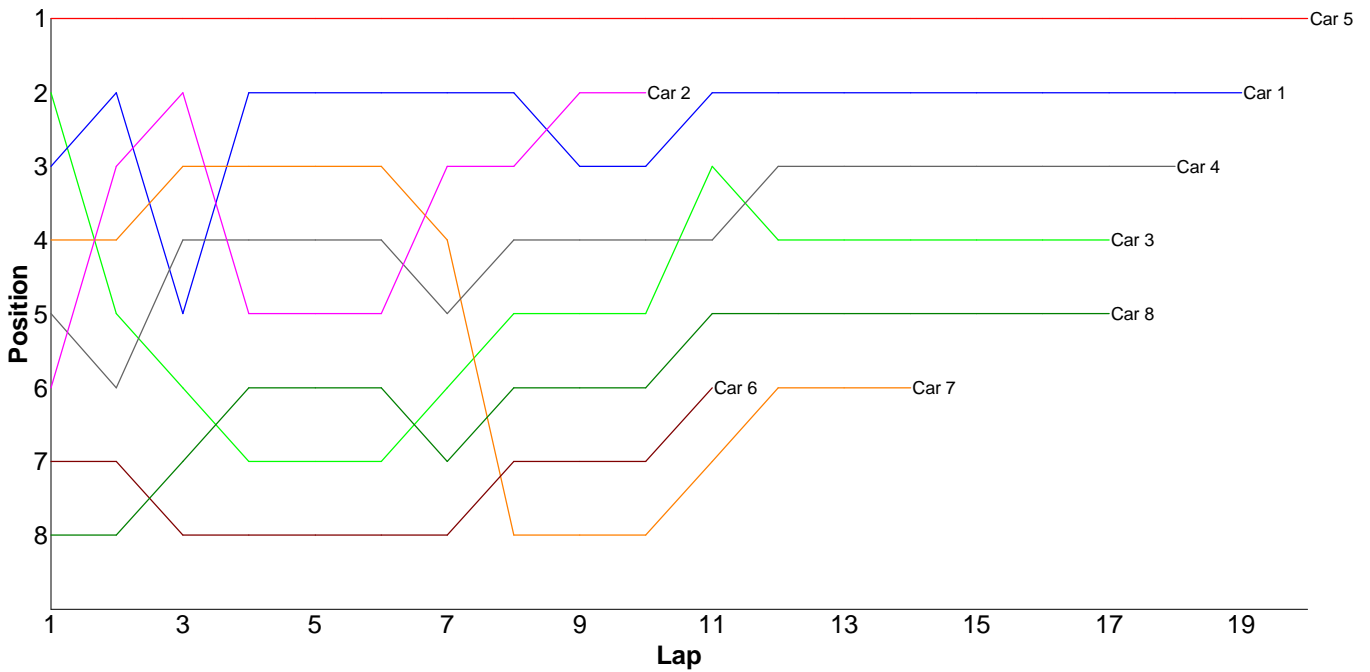
Lap	Car 1	Car 2	Car 3	Car 4	Car 5	Car 6	Car 7	Car 8
1	15.79	17.05	17.90	20.85	16.11	17.94	17.14	17.94
2	15.19	16.99	27.07	20.93	16.13	26.28	16.99	17.05
3	15.52	16.61	18.56	19.91	16.02	17.32	16.88	16.76
4	17.35	16.48	19.77	19.72	16.82	22.51	16.21	18.62
5	16.15	17.55	17.70	26.76	16.48	18.23	16.59	21.32
6	15.70	18.31	17.37	17.64	16.38	18.09	17.29	20.61
7	16.03	17.02	16.73	20.75	16.39	17.26	17.20	17.63
8	15.76	16.51	18.52	28.52	16.88	18.14	18.06	16.91
9	16.26	16.58	17.27	29.88	16.59	16.70	18.47	16.57
10	23.42	16.93	19.21	22.25	17.35	18.06	17.27	17.39
11	16.92	18.51	17.94	25.19	16.47	18.77	16.55	18.00
12	29.41	17.73	19.76	22.23	16.87	17.77	17.69	16.73
13	18.00	23.09	17.57	17.74	16.70	17.84	17.45	17.51
14	16.63	18.91	19.46	17.91	18.12	17.22	20.78	17.99
15	18.39	16.69	18.10		19.78	17.68	20.44	23.13
16	17.00	17.31	17.91		16.94	17.08	17.10	18.64
17	16.31	16.86			16.77		17.16	
18	15.71	16.68			17.19		23.14	
19								



Heat 4 - Round 4 (13.5 Stock)

Pos	Car	Form	Name	Car Make	Result	Ave	Best
1	5	F2	Chris Graco	Xray	20 / 314.53	15.72	15.28
2	1	F2	Jon Wilkins	Schumacher	19 / 308.81	16.25	15.58
3	4	F2	Ian Cairns	Schumacher	18 / 300.21	16.67	16.14
4	3	F2	Kieran Stokes (J)	Xray	17 / 296.59	17.44	15.77
5	8	F2	Stephen Mills	Schumacher	17 / 314.43	18.49	15.86
6	7	F2	Andrew Mills	Xray	14 / 312.26	22.30	15.82
7	6	F2	Gerald Page	Tamiya	11 / 207.67	18.87	16.14
8	2		Les Baldry	Photon	10 / 162.11	16.21	14.94

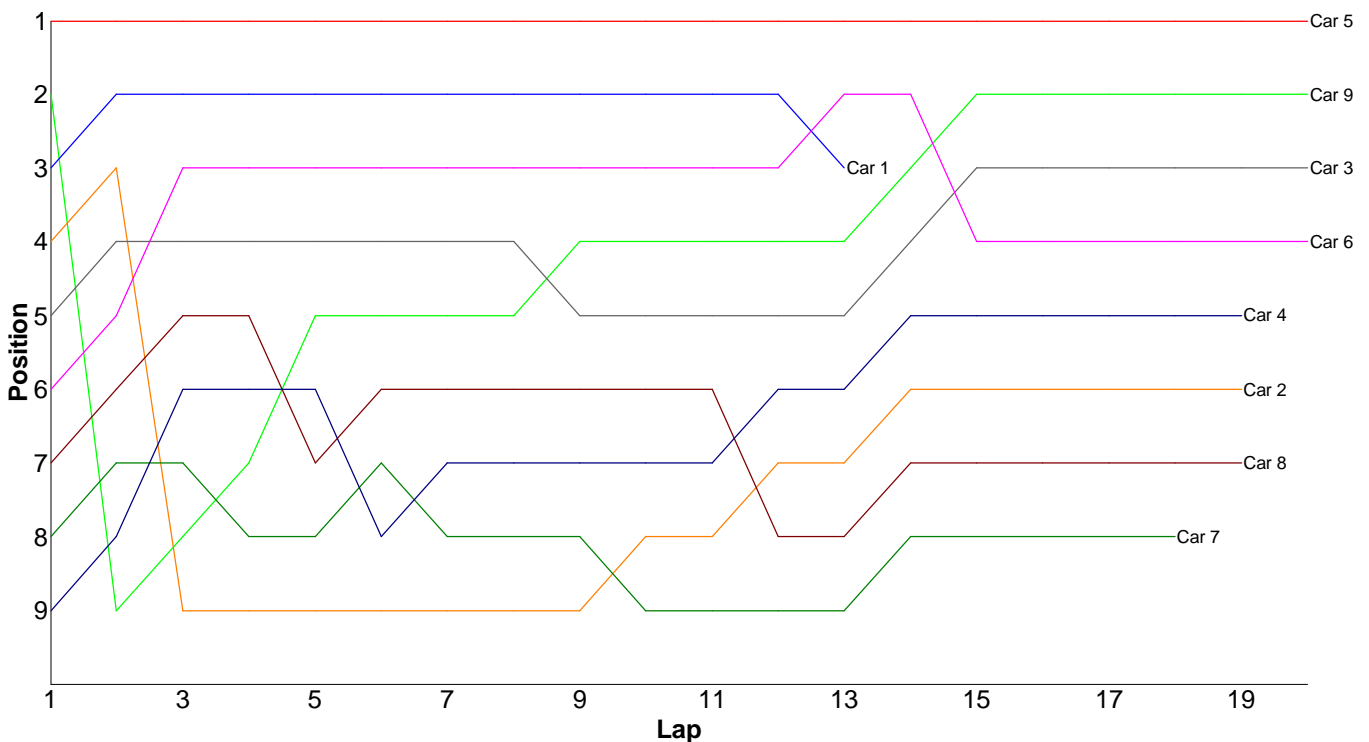
Lap	Car 1	Car 2	Car 3	Car 4	Car 5	Car 6	Car 7	Car 8
1	16.29	17.49	15.77	17.19	15.39	18.74	17.10	19.90
2	15.71	15.85	17.66	16.70	15.30	17.81	16.24	17.08
3	18.76	15.01	19.44	16.66	15.47	23.31	16.89	16.37
4	15.69	21.04	17.81	16.47	15.28	16.60	16.43	16.35
5	16.01	15.60	16.14	16.54	15.31	16.68	16.52	15.86
6	15.58	15.09	16.60	16.44	15.49	18.71	16.47	16.22
7	15.85	14.94	16.22	16.14	15.56	18.66	16.42	22.09
8	16.11	15.75	16.46	18.75	16.01	16.83	92.99	20.34
9	16.47	15.31	15.93	16.83	15.90	16.77	21.19	16.65
10	16.41	16.03	16.34	16.56	15.53	16.14	16.80	16.83
11	16.29		16.09	16.45	15.59	27.42	15.82	26.41
12	16.24		18.21	16.29	15.64		15.99	25.81
13	16.14		17.12	16.30	15.64		16.29	17.48
14	16.46		18.22	16.57	15.83		17.11	16.09
15	16.19		19.69	16.94	16.92			16.20
16	16.15		22.30	16.54	15.96			16.55
17	15.95		16.59	16.40	15.71			18.20
18	16.42			16.44	15.69			
19	16.09				16.03			
20					16.28			
21								



Heat 5 - Round 4 (13.5 Stock)

Pos	Car	Form	Name	Car Make	Result	Ave	Best
1	5		Matt Butcher	Schumacher	20 / 304.38	15.21	14.66
2	9	F1	Nick Adams	Xray	20 / 307.94	15.39	14.76
3	3	F1	Brian Killick	Xray	20 / 308.87	15.44	15.11
4	6	F1	James Davis	Tamiya	20 / 314.85	15.74	14.82
5	4		Mason Sadler (J)	Xray	19 / 302.69	15.93	15.26
6	2	F1	Tim Webb	Hot Bodies	19 / 306.25	16.11	15.07
7	8	F2	Matt Sedgley	Schumacher	19 / 312.39	16.44	15.59
8	7	F2	Kevin Bissell	Xray	18 / 304.95	16.94	15.85
9	1	F1	Phil Williams	Tamiya	13 / 198.99	15.30	14.84

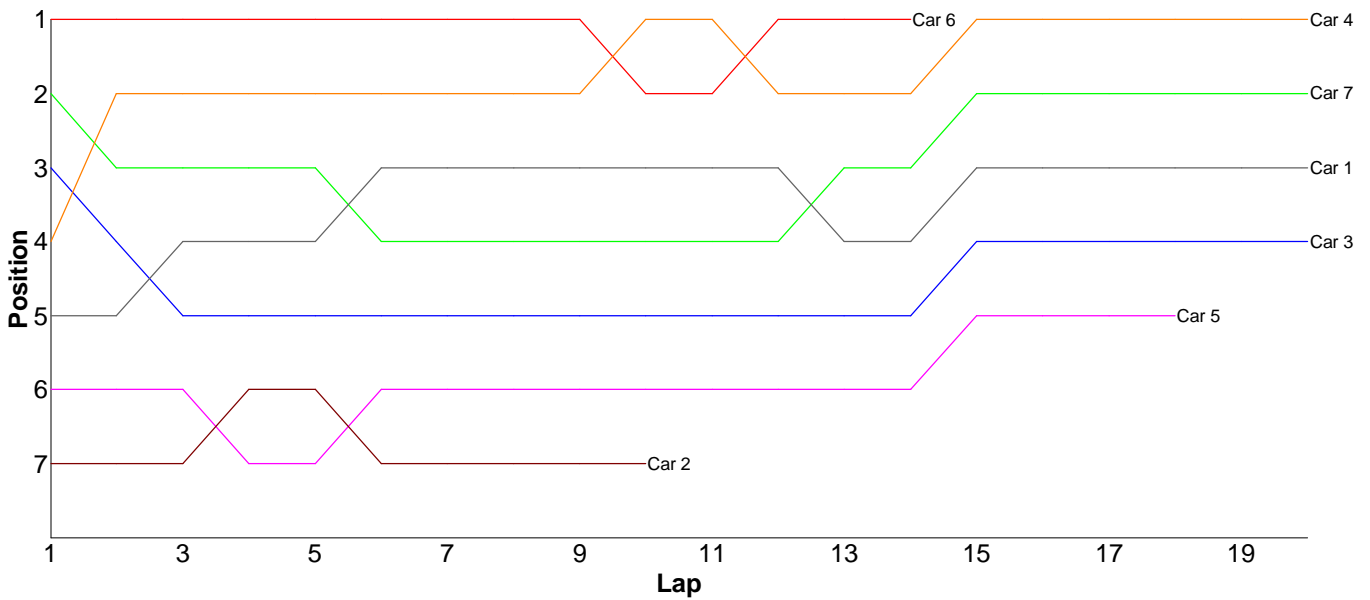
Lap	Car 1	Car 2	Car 3	Car 4	Car 5	Car 6	Car 7	Car 8	Car 9
1	15.39	15.45	15.73	16.90	14.96	15.86	16.85	16.47	15.24
2	14.97	15.15	15.27	16.49	15.15	15.33	16.37	15.67	18.75
3	14.84	21.80	15.39	15.65	15.02	15.06	16.04	16.09	15.78
4	15.04	15.49	15.11	15.39	14.76	14.82	15.85	15.77	14.80
5	14.90	21.34	15.84	15.34	14.77	15.51	16.18	15.94	15.01
6	15.03	15.37	15.16	18.70	14.90	15.83	17.14	15.77	15.19
7	14.87	15.31	15.22	15.80	14.96	15.06	16.92	15.95	15.05
8	15.21	15.29	15.17	15.45	14.68	14.94	16.29	16.07	14.80
9	15.15	15.32	17.34	15.95	14.66	15.22	18.74	15.59	15.50
10	15.22	15.12	15.63	15.28	15.04	14.89	21.60	16.01	14.93
11	15.73	15.62	15.19	15.57	14.98	15.26	17.34	15.99	15.14
12	15.64	15.07	15.30	15.26	15.25	14.94	16.20	23.05	15.16
13	17.00	15.38	15.20	15.38	14.90	15.70	16.83	16.71	14.76
14		16.07	15.37	15.41	14.80	15.41	17.10	16.31	15.20
15		15.44	15.15	15.33	14.73	19.25	16.54	16.12	14.78
16		16.27	15.29	15.84	14.93	17.27	16.20	16.42	15.13
17		15.61	15.23	16.07	14.99	16.54	16.25	15.99	15.24
18		15.47	15.24	17.19	14.99	16.23	16.51	16.29	15.08
19		15.68	15.32	15.69	16.10	16.03		16.18	15.91
20			15.72		19.81	15.70			16.49
21									



Heat 6 - Round 4 (10.5 ProStk)

Pos	Car	Form	Name	Car Make	Result	Ave	Best
1	4		Stuart Barber	Tamiya	20 / 304.45	15.22	14.64
2	7	F2	Craig Campbell	Xray	20 / 307.88	15.39	14.85
3	1		Dain Gayler	Photon	20 / 311.94	15.59	14.74
4	3		Rob Howett	Tamiya	20 / 314.96	15.74	15.13
5	5		John Fisher	Xray	18 / 309.35	17.18	15.39
6	6		Alex Gardiner	Schumacher	14 / 211.83	15.13	14.52
7	2	F2	Tony Foster	Xray	10 / 215.96	21.59	14.96

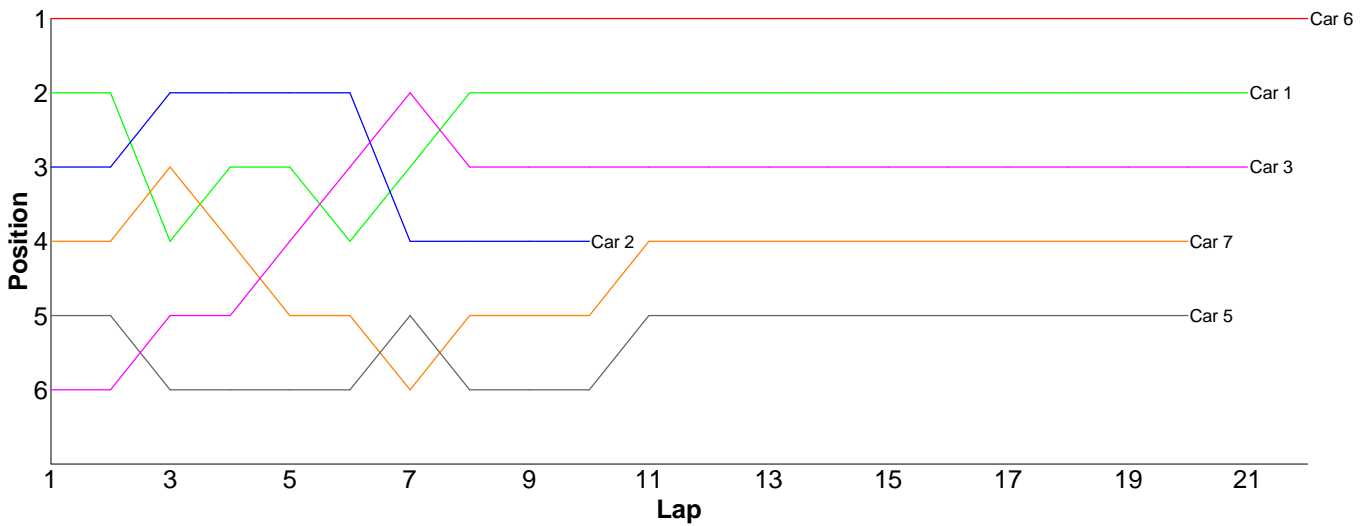
Lap	Car 1	Car 2	Car 3	Car 4	Car 5	Car 6	Car 7
1	16.25	19.22	15.73	15.98	16.27	14.56	14.85
2	16.02	15.06	15.78	15.06	16.00	14.75	16.27
3	14.95	16.63	15.75	14.78	15.70	14.52	15.41
4	15.07	15.77	15.63	15.02	20.18	14.97	15.54
5	15.06	15.19	15.28	15.23	17.66	14.59	15.18
6	14.74	44.58	16.75	15.64	16.35	15.07	15.46
7	15.66	17.47	15.69	15.06	15.76	14.52	15.20
8	15.35	16.33	15.47	15.20	15.76	15.04	15.96
9	15.63	14.96	18.78	14.79	15.94	14.80	15.12
10	15.11	40.75	15.46	15.04	15.39	19.45	15.73
11	15.03		15.26	14.95	19.68	14.61	15.05
12	15.44		15.35	16.03	19.30	14.82	15.58
13	16.43		15.66	15.14	17.02	14.67	15.16
14	15.17		15.50	14.64	21.40	15.46	14.86
15	15.19		15.37	15.15	18.08		15.33
16	15.32		15.24	15.27	16.44		15.22
17	16.84		15.13	15.59	16.12		15.94
18	16.60		15.44	15.03	16.30		15.26
19	16.07		15.92	15.24			15.43
20	16.01		15.77	15.61			15.33
21							



Heat 7 - Round 4 (10.5 ProStk)

Pos	Car	Form	Name	Car Make	Result	Ave	Best
1	6	F1	Ben Cane	Schumacher	22 / 313.81	14.26	13.99
2	1	F1	John Zottl	Xray	21 / 306.74	14.60	14.23
3	3	F1	Ori Sohachevsky	Schumacher	21 / 307.71	14.65	14.08
4	7		Steve Lissamore	Tamiya	20 / 300.01	15.00	14.54
5	5	F1	Jamie Vassallo	Schumacher	20 / 304.96	15.24	14.79
6	2	F1	Dominic Skinner	Tamiya	10 / 147.35	14.73	14.25
7	4	F1	Aaron Wearn	Schumacher	0 / 0.00	0.00	0.00

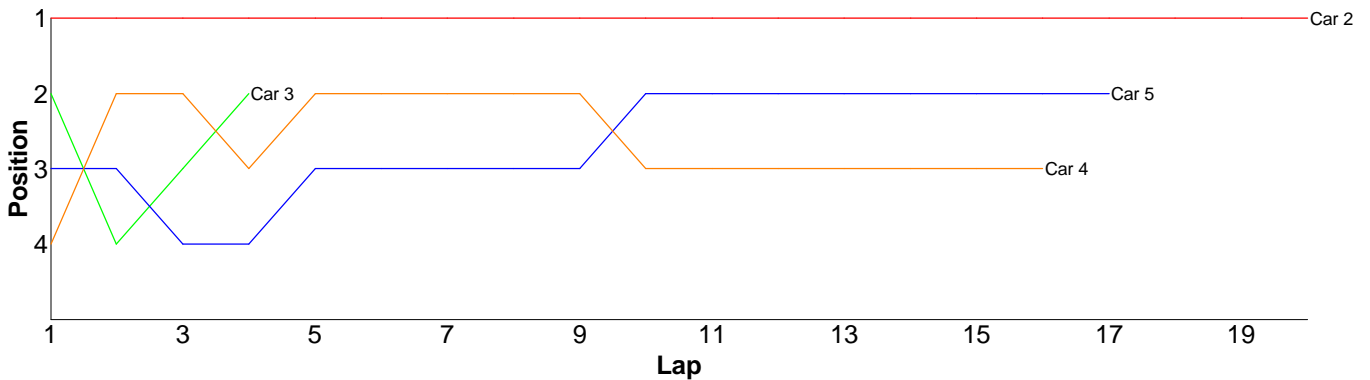
Lap	Car 1	Car 2	Car 3	Car 4	Car 5	Car 6	Car 7
1	14.40	14.96	16.29		15.32	14.19	14.99
2	14.39	14.33	14.58		15.16	14.02	14.96
3	16.03	14.41	14.27		14.99	14.10	14.66
4	14.23	14.25	14.22		14.91	14.25	14.72
5	14.35	14.77	14.15		15.05	14.38	15.80
6	14.75	14.47	14.08		14.93	13.99	15.08
7	14.26	16.51	14.59		14.79	14.17	14.95
8	14.37	14.59	15.28		15.02	14.22	14.66
9	14.64	14.46	14.35		14.89	14.20	14.54
10	14.59	14.60	14.61		15.05	14.26	15.30
11	14.57		14.98		14.94	14.48	14.93
12	14.71		14.43		14.91	14.43	15.01
13	14.53		14.51		15.57	14.26	14.70
14	14.70		14.44		15.07	14.22	15.01
15	14.36		14.44		19.14	14.33	14.94
16	14.58		14.31		14.98	14.26	14.55
17	14.63		15.31		15.32	14.17	16.85
18	14.62		14.98		14.98	14.42	14.61
19	14.54		14.61		14.84	14.13	14.86
20	14.78		14.62		15.10	14.22	14.89
21	14.71		14.66			14.49	
22						14.62	
23							



Heat 8 - Round 4 (<GT>)

Pos	Car	Form	Name	Class	Car Make	Result	Ave	Best
1	2		Dave Skelton	GT1	Associated	20 / 315.29	15.76	14.80
2	5		Keith Aldridge	GT2	Associated	17 / 306.89	18.05	17.07
3	4		Mike Vorley	GT1	Xray	16 / 302.71	18.91	17.10
4	3		Nigel Moss	GT1	CRC	4 / 71.82	17.95	15.87
5	1		Rob Warren	GT2	Associated	0 / 0.00	0.00	0.00

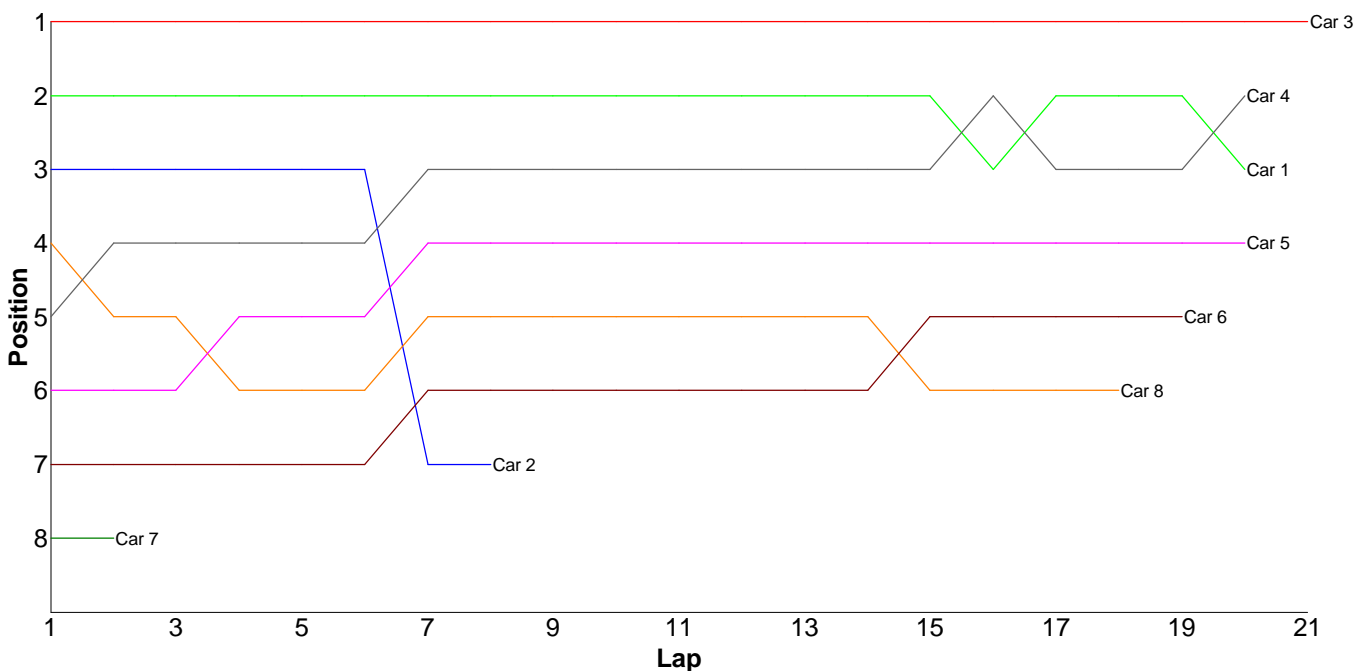
Lap	Car 1	Car 2	Car 3	Car 4	Car 5
1		15.40	16.24	17.95	17.71
2		15.17	22.22	18.12	18.47
3		15.25	15.87	18.20	18.54
4		15.46	17.49	17.94	18.87
5		16.09		17.31	18.04
6		15.20		17.36	17.99
7		14.80		20.43	17.94
8		14.81		17.10	17.76
9		15.42		18.78	18.17
10		14.84		19.02	17.82
11		18.49		24.97	18.65
12		15.45		19.39	18.66
13		16.68		18.20	17.97
14		15.00		17.21	17.49
15		17.53		17.54	17.76
16		15.80		23.19	17.07
17		17.35			17.98
18		15.24			
19		15.50			
20		15.81			
21					



Heat 9 - Round 4 (Modified)

Pos	Car	Form	Name	Car Make	Result	Ave	Best
1	3		Mark Wallace	Schumacher	21 / 302.69	14.41	13.92
2	4		Tim Langdell	Schumacher	20 / 300.35	15.01	14.24
3	1		Mark Sadler	Xray	20 / 301.54	15.07	14.13
4	5		Jordan Mckulsky (J)	Photon	20 / 307.82	15.39	14.20
5	6		Chris House	Photon	19 / 327.80	17.25	15.49
6	8		John Hyde	Schumacher	18 / 302.21	16.78	15.14
7	2		Chris Kerswell	Schumacher	8 / 145.70	18.21	14.51
8	7		Marlon Mckulsky	Associated	2 / 91.33	45.66	30.82

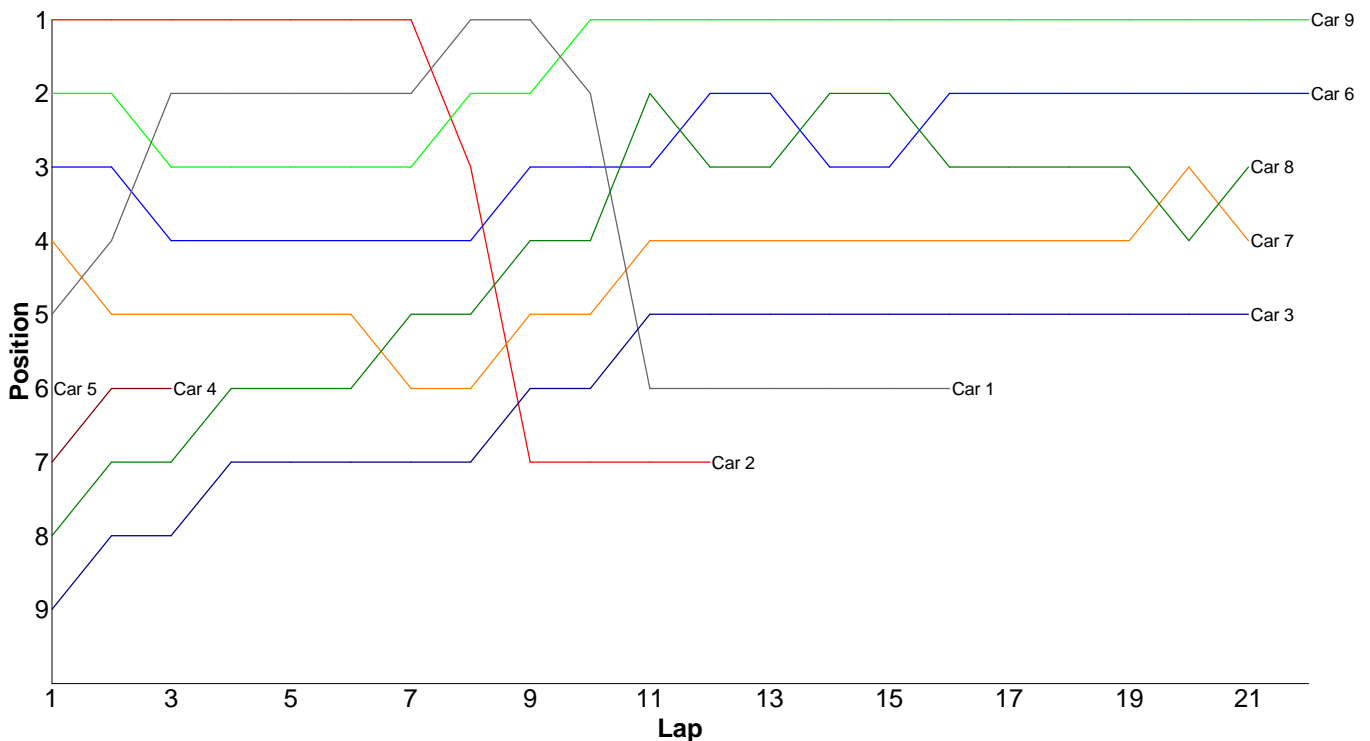
Lap	Car 1	Car 2	Car 3	Car 4	Car 5	Car 6	Car 7	Car 8
1	15.45	15.60	14.67	17.59	17.71	19.97	60.51	17.08
2	14.16	15.70	14.51	15.25	16.42	18.44	30.82	16.11
3	16.15	14.79	14.42	15.04	15.93	15.92		16.43
4	15.47	15.38	15.73	15.41	14.75	16.23		16.13
5	14.45	15.90	14.44	14.77	15.62	17.66		15.84
6	14.61	14.51	14.31	14.48	14.91	15.83		15.75
7	14.13	30.52	14.58	14.97	14.77	15.97		16.40
8	14.54	23.30	14.39	14.69	14.68	15.80		15.77
9	14.38		14.47	14.66	14.40	16.54		15.80
10	14.25		14.12	14.78	14.69	16.51		15.49
11	14.46		13.92	14.48	14.86	15.50		15.35
12	14.51		14.62	14.24	14.41	17.83		16.20
13	15.53		14.11	14.30	14.46	17.02		15.26
14	15.76		14.19	14.31	19.42	16.06		15.34
15	15.14		14.82	14.48	14.35	15.81		31.78
16	15.10		14.39	14.51	14.40	15.49		16.27
17	15.85		14.32	18.30	19.08	16.03		16.07
18	14.36		14.14	14.81	14.24	15.68		15.14
19	16.21		14.00	14.73	14.20	29.51		
20	17.03		14.41	14.55	14.52			
21			14.13					
22								



Heat 10 - Round 4 (Modified)

Pos	Car	Form	Name	Car Make	Result	Ave	Best
1	9		Chris Ashton	Schumacher	22 / 305.79	13.89	13.65
2	6		Brian Eldridge	Photon	22 / 311.39	14.15	13.91
3	8		John Pape	Schumacher	21 / 305.73	14.55	13.53
4	7		Ben Ingram	Photon	21 / 305.89	14.56	14.17
5	3		Glen Westwood	Xray	21 / 312.93	14.90	13.81
6	1		Chris Grainger	Schumacher	16 / 300.38	18.77	13.13
7	2		Elliott Harper	Tamiya	12 / 301.72	25.14	13.38
8	4		Russell Williams	Tamiya	3 / 45.30	15.10	14.16
9	5		Chris Delves	Tamiya	1 / 15.62	15.62	15.62

Lap	Car 1	Car 2	Car 3	Car 4	Car 5	Car 6	Car 7	Car 8	Car 9
1	15.53	13.66	18.44	16.88	15.62	14.54	14.84	17.47	14.38
2	13.35	13.54	14.56	14.26		14.30	14.23	15.27	14.36
3	13.25	13.44	15.02	14.16		14.22	14.63	14.13	13.79
4	13.13	13.48	14.39			14.16	14.38	13.87	13.65
5	13.39	13.46	14.12			14.32	14.17	13.92	13.90
6	13.22	13.43	14.60			14.04	14.20	13.53	13.65
7	13.34	13.38	14.15			14.60	15.91	13.66	13.77
8	13.77	17.18	14.13			14.29	14.82	13.67	13.69
9	13.42	148.44	17.65			13.91	14.99	13.66	13.71
10	16.44	13.80	14.97			14.11	14.98	13.79	13.89
11	93.25	13.93	14.00			14.23	14.65	13.56	13.93
12	13.84	13.98	14.08			14.01	14.42	14.48	13.76
13	13.46		20.02			14.02	14.32	13.98	14.05
14	13.85		14.37			14.18	14.17	13.88	13.94
15	13.60		14.07			14.09	14.65	14.07	13.84
16	13.54		14.44			13.96	14.40	19.83	13.95
17			13.81			13.95	14.41	14.04	13.99
18			13.95			13.91	14.39	13.92	13.96
19			13.98			14.21	14.25	13.64	13.95
20			14.25			14.07	14.81	17.70	13.80
21			13.93			14.12	14.27	13.66	13.83
22						14.15			14.00
23									

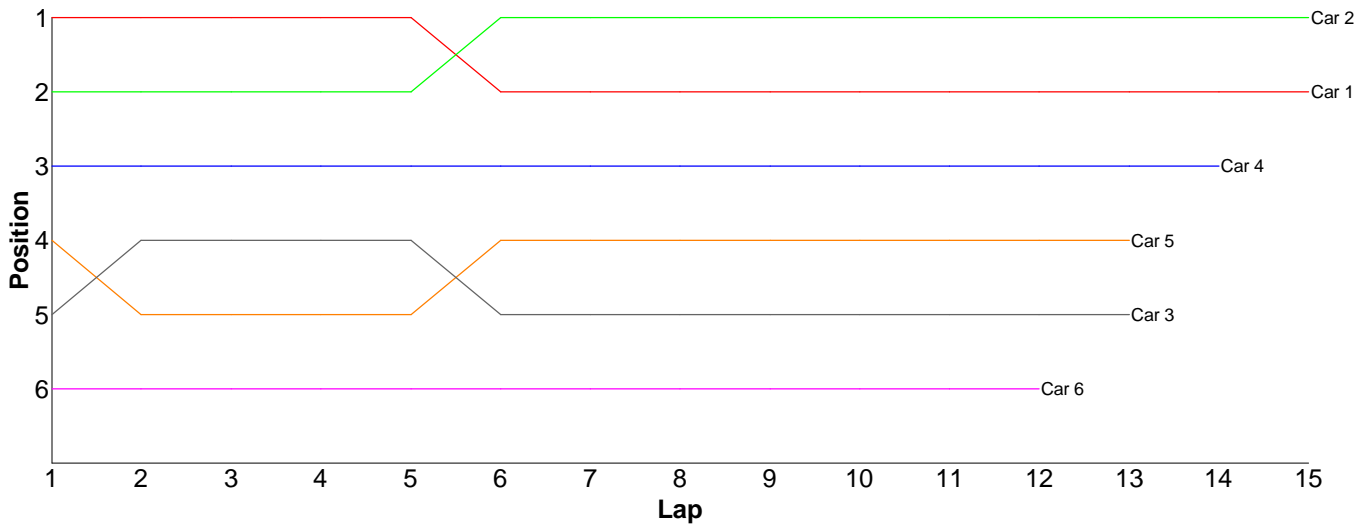


Heat 11 - Round 4 (Bikes)

Pos	Car	Form	Name	Car Make	Result	Ave	Best
1	2	F1	Jevon Frost		15 / 315.19	21.01	20.14
2	1	F1	Simon Lancaster		15 / 318.14	21.20	19.99
3	4	F1	Steve Leake		14 / 311.22	22.23	21.47
4	5	F1	Andy Carless		13 / 300.55	23.11	22.16
5	3	F1	Chris Groom		13 / 304.58	23.42	21.21
6	6	F1	Graham Clarke		12 / 324.55	27.04	21.88
7	7	F1	Mark Plested		0 / 0.00	0.00	0.00

Lap	Car 1	Car 2	Car 3	Car 4	Car 5	Car 6	Car 7
-----	-------	-------	-------	-------	-------	-------	-------

1	20.49	20.97	24.41	21.76	23.48	24.66	
2	20.72	20.76	21.82	22.56	23.35	27.64	
3	20.23	20.21	21.21	21.54	22.67	21.88	
4	19.99	20.94	21.50	22.13	22.18	28.37	
5	20.43	20.49	21.95	22.69	23.37	23.11	
6	26.95	20.30	35.63	22.06	22.32	23.49	
7	20.57	21.21	24.82	21.93	22.66	24.20	
8	20.76	20.69	22.46	22.05	22.83	22.99	
9	20.66	20.35	21.98	21.50	22.47	50.15	
10	20.52	20.17	21.76	22.24	27.98	23.41	
11	20.34	20.52	22.10	25.15	22.64	24.80	
12	20.14	20.17	22.50	21.95	22.44	29.85	
13	25.25	20.14	22.44	21.47	22.16		
14	20.36	20.95		22.19			
15	20.73	27.32					
16							



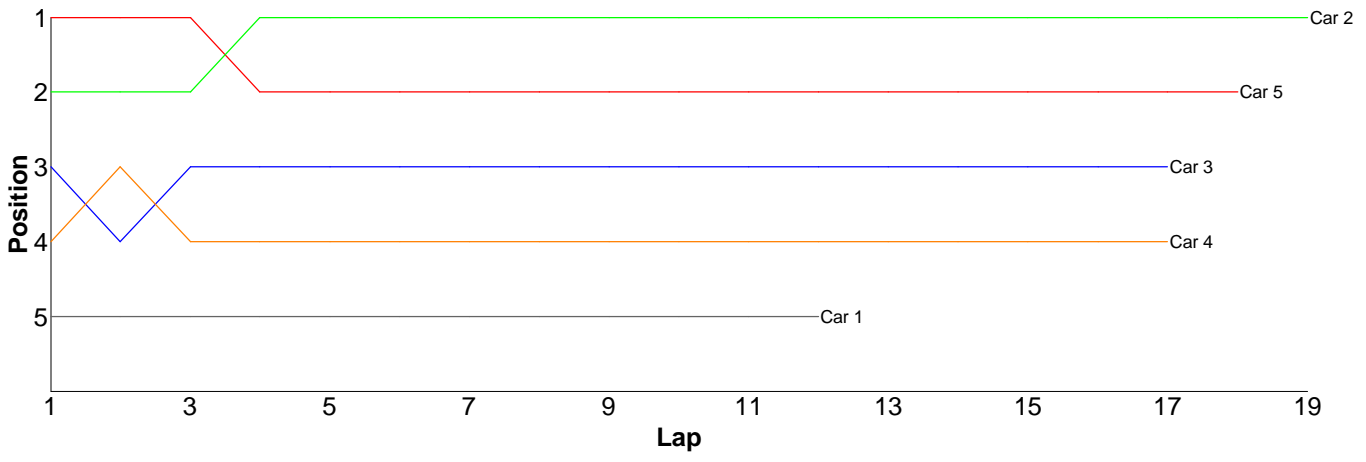
Heat 1 - Round 5 (17.5 Sport)

Pos	Car	Form	Name	Car Make	Result	Ave	Best
1	2	F1	Ian Newton	Photon	19 / 315.99	16.63	16.10
2	5	F1	Michael Vale	Schumacher	18 / 303.53	16.86	16.38
3	3	F1	Terry Crew	Photon	17 / 303.31	17.84	16.96
4	4	F1	Martin Challis	Schumacher	17 / 311.78	18.34	17.35
5	1	F2	Ed Benn	Schumacher	12 / 281.70	23.47	19.07

Lap	Car 1	Car 2	Car 3	Car 4	Car 5
-----	-------	-------	-------	-------	-------

1	20.00	16.44	17.41	17.84	16.38
2	26.65	17.70	18.30	17.51	16.48
3	19.52	16.14	20.53	23.94	17.04

4	27.08	16.31	17.98	18.31	16.74
5	23.53	16.10	17.37	18.01	16.54
6	22.94	16.81	17.63	17.93	16.87
7	19.07	16.50	17.37	18.55	17.38
8	22.65	16.28	17.07	17.86	16.57
9	23.39	17.02	17.83	17.52	16.72
10	29.14	16.83	17.81	17.35	17.24
11	20.84	18.12	18.21	18.63	16.69
12	26.89	16.76	17.52	17.91	16.56
13		16.65	19.50	17.65	16.60
14		16.45	17.04	17.67	17.11
15		16.19	16.96	18.38	17.07
16		16.64	17.15	17.90	16.88
17		16.45	17.63	18.82	17.28
18		16.11			17.38
19		16.49			
20					

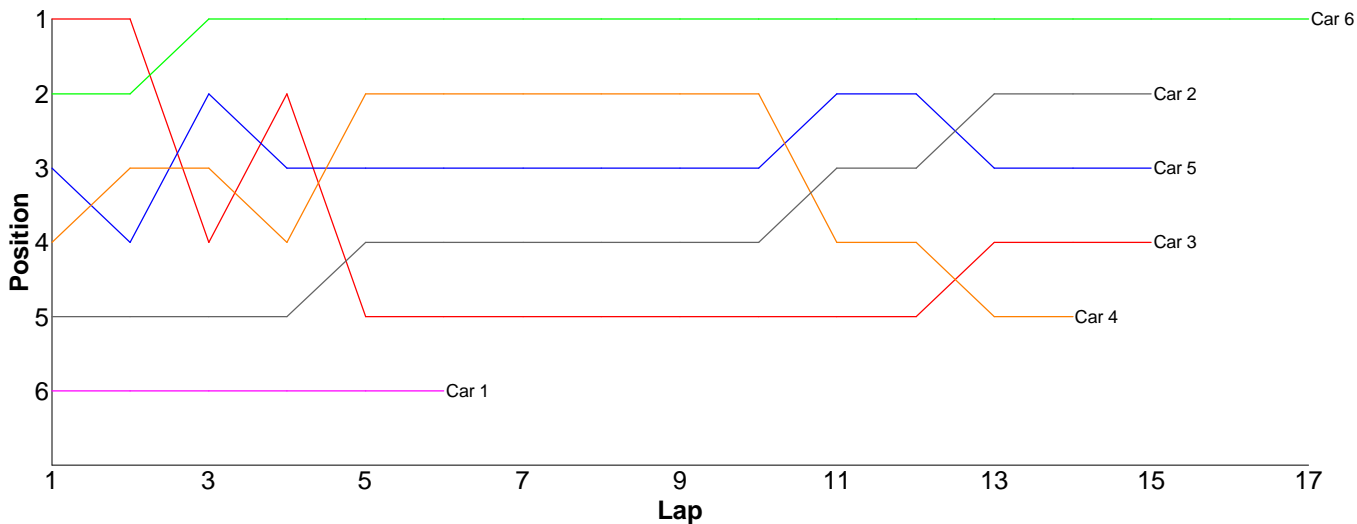


Heat 2 - Round 5 (17.5 Sport)

Pos	Car	Form	Name	Car Make	Result	Ave	Best
1	6	F2	Jack Warren (J)	Xray	17 / 313.76	18.45	17.69
2	2	F2	Chris Howard	Schumacher	15 / 301.81	20.12	18.07
3	5	F3	Paul Taylor	Schumacher	15 / 309.15	20.61	18.52
4	3	F2	Bradley Killick (J)	Xray	15 / 318.71	21.24	18.13
5	4	F2	Gareth Harding	Hot Bodies	14 / 312.85	22.34	18.85
6	1	F2	Matthew Mills (J)	Xray	6 / 155.99	25.99	22.16

Lap	Car 1	Car 2	Car 3	Car 4	Car 5	Car 6
-----	-------	-------	-------	-------	-------	-------

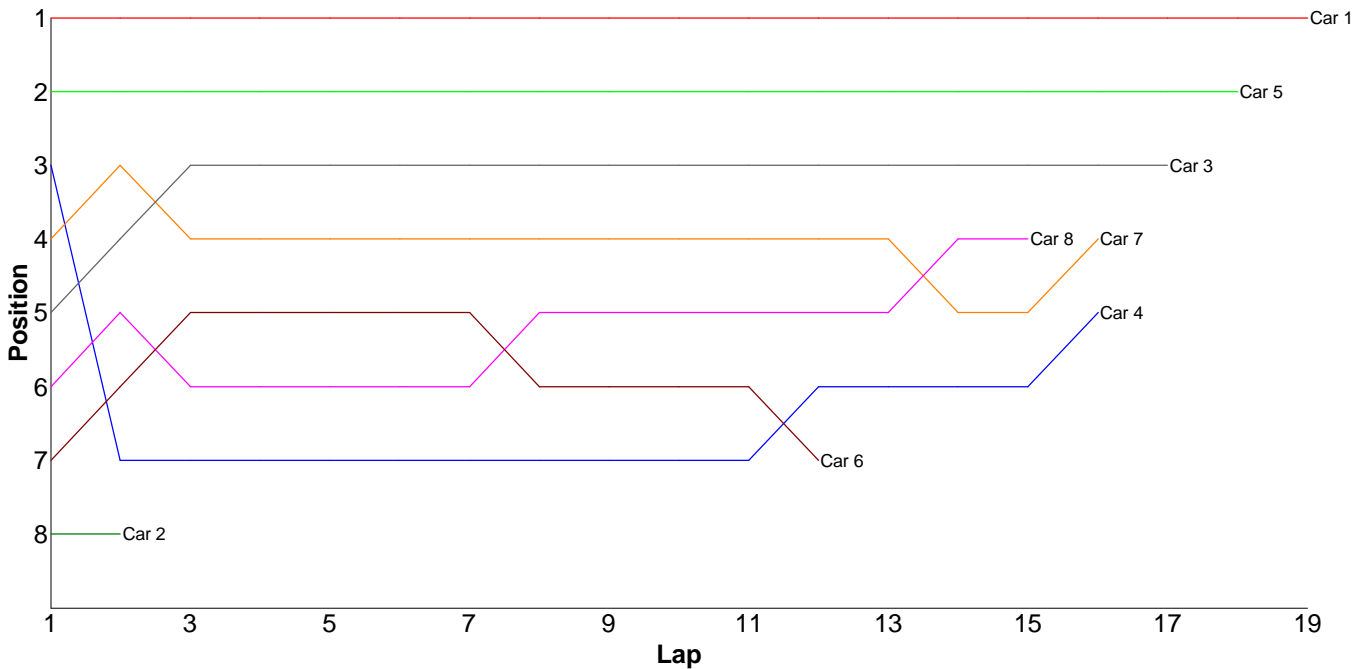
1	31.39	29.10	18.13	18.91	18.87	18.63
2	28.27	18.94	18.66	19.23	20.41	18.52
3	23.11	19.26	24.30	22.17	20.61	18.80
4	22.16	19.01	18.83	20.50	20.86	18.12
5	26.92	19.24	28.05	19.24	20.98	20.66
6	24.14	18.68	27.28	19.48	19.42	19.28
7		18.29	20.36	18.85	18.52	18.23
8		21.08	23.66	21.07	21.52	18.27
9		25.43	21.10	21.15	21.01	18.31
10		18.76	20.11	19.89	19.82	17.69
11		18.95	20.69	33.25	20.51	18.56
12		18.60	19.81	21.85	20.49	18.40
13		19.60	20.04	32.11	25.72	18.12
14		18.07	18.79	25.15	20.72	18.74
15		18.80	18.90		19.69	17.90
16						17.72
17						17.81
18						



Heat 3 - Round 5 (13.5 Stock)

Pos	Car	Form	Name	Car Make	Result	Ave	Best
1	1	F2	Neil Talbot	Xray	19 / 308.86	16.25	15.58
2	5		Gary Kirkwood	Photon	18 / 300.98	16.72	16.43
3	3	F2	Mike Vorley	Schumacher	17 / 301.70	17.74	16.63
4	7		Chris Betts	Schumacher	16 / 290.89	18.18	16.86
5	4	F2	Andy Lewis	Xray	16 / 315.61	19.72	17.36
6	8		Paul Isaacs	Xray	15 / 272.58	18.17	16.73
7	6		Keith Aldridge	Photon	12 / 248.63	20.71	17.57
8	2	F2	Scott Stokes	Xray	2 / 49.28	24.64	23.37

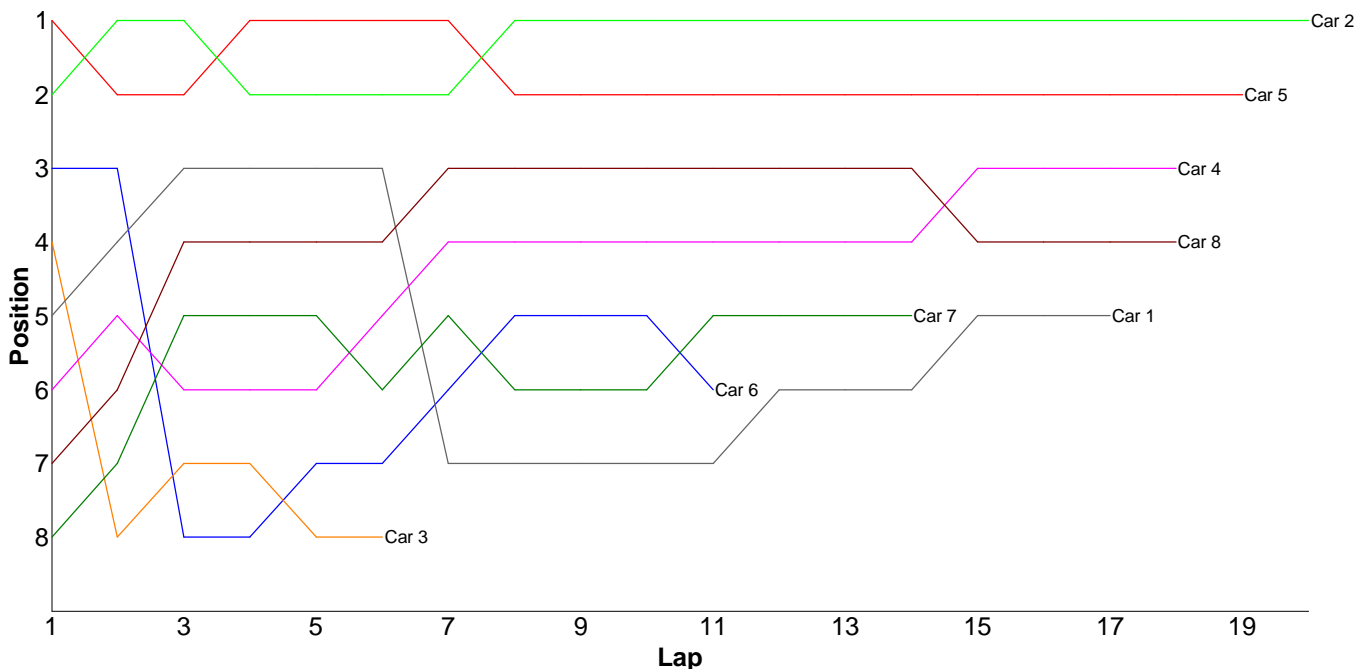
Lap	Car 1	Car 2	Car 3	Car 4	Car 5	Car 6	Car 7	Car 8
1	15.61	25.91	18.58	17.84	16.62	21.43	18.18	18.66
2	15.73	23.37	18.08	25.25	17.42	17.61	16.86	20.09
3	16.31		16.63	18.93	16.43	17.57	19.25	18.98
4	18.74		17.20	18.18	16.59	19.06	17.21	21.49
5	16.29		16.71	18.20	17.23	18.33	17.73	17.20
6	16.58		16.95	17.66	16.99	19.15	18.96	17.46
7	16.84		16.92	17.53	16.76	17.63	17.72	17.25
8	16.07		16.91	17.94	16.46	19.08	18.51	17.02
9	16.58		17.97	20.22	16.62	19.06	18.23	17.56
10	15.58		18.23	20.87	16.50	17.78	17.34	17.49
11	15.87		17.35	18.74	16.49	20.37	17.28	17.10
12	15.64		17.44	21.63	16.50	41.56	17.31	16.73
13	16.25		19.29	19.06	16.61		19.66	17.72
14	16.92		18.39	22.19	16.91		19.31	16.97
15	15.72		18.28	17.36	16.64		19.44	20.86
16	16.13		17.32	24.01	16.72		17.90	
17	15.98		19.45		16.64			
18	16.19				16.85			
19	15.83							
20								



Heat 4 - Round 5 (13.5 Stock)

Pos	Car	Form	Name	Car Make	Result	Ave	Best
1	2		Les Baldry	Photon	20 / 310.83	15.54	15.15
2	5	F2	Chris Graco	Xray	19 / 303.69	15.98	15.36
3	4	F2	Ian Cairns	Schumacher	18 / 304.88	16.93	16.17
4	8	F2	Stephen Mills	Schumacher	18 / 307.09	17.06	16.07
5	1	F2	Jon Wilkins	Schumacher	17 / 305.01	17.94	15.24
6	7	F2	Andrew Mills	Xray	14 / 253.62	18.11	16.53
7	6	F2	Gerald Page	Tamiya	11 / 197.44	17.94	15.85
8	3	F2	Kieran Stokes (J)	Xray	6 / 104.71	17.45	16.31

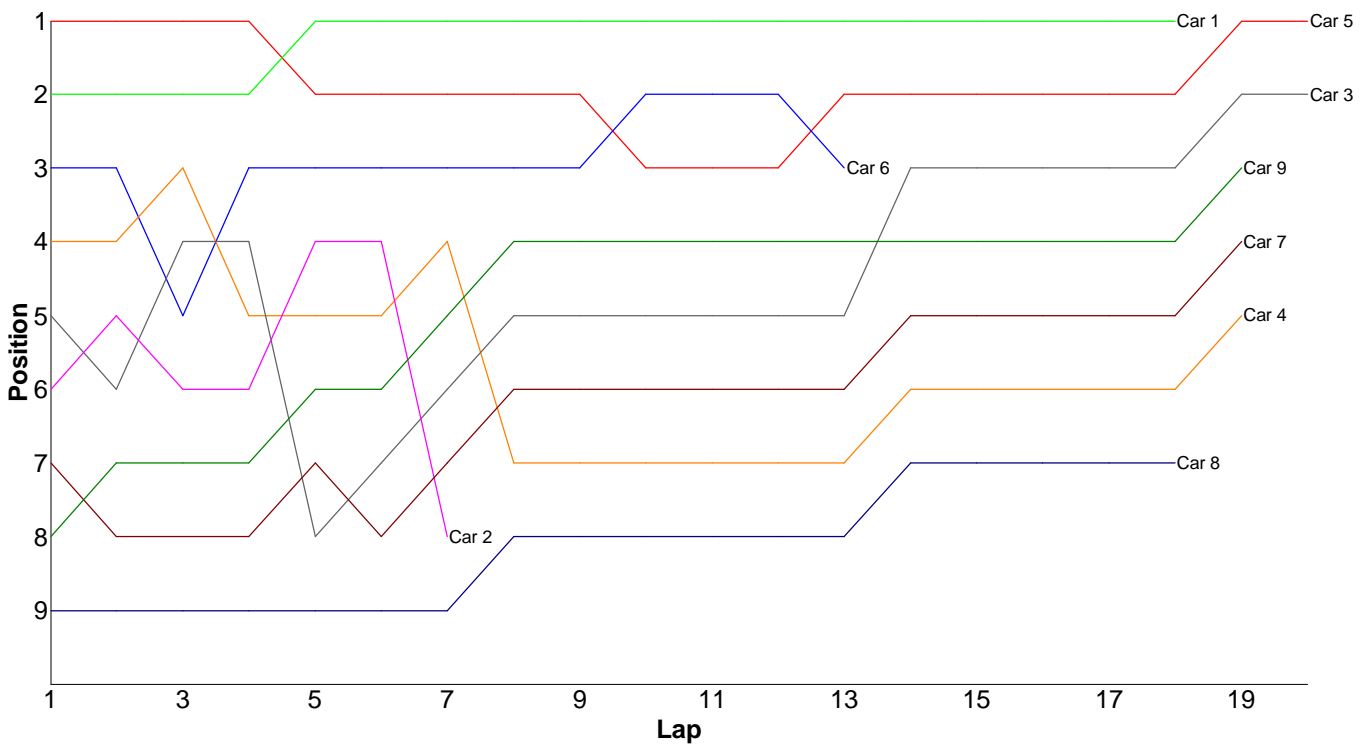
Lap	Car 1	Car 2	Car 3	Car 4	Car 5	Car 6	Car 7	Car 8
1	16.43	15.80	16.31	16.70	15.56	16.05	17.53	16.92
2	16.11	15.15	20.63	17.33	15.44	16.35	17.01	17.27
3	15.24	15.31	16.35	17.89	15.49	22.25	16.79	16.60
4	16.31	16.03	16.96	17.20	15.43	16.74	16.53	16.55
5	16.45	15.58	17.21	16.31	15.53	16.04	16.76	16.88
6	15.45	15.59	17.25	16.17	15.64	16.75	18.24	16.91
7	47.69	15.48		16.38	15.55	16.51	17.44	16.07
8	16.05	15.40		16.65	15.78	15.85	17.58	16.76
9	15.66	15.18		17.71	15.48	16.32	20.67	16.71
10	15.63	16.02		17.01	15.76	21.88	17.62	16.91
11	15.74	15.21		17.01	15.61	22.70	18.43	16.84
12	15.98	15.59		16.47	15.62		19.05	16.19
13	17.91	15.35		16.93	15.36		18.72	17.22
14	16.33	15.17		16.64	15.64		21.25	16.40
15	16.02	15.74		18.04	15.47			21.10
16	15.74	15.66		17.13	15.51			18.23
17	16.27	16.36		16.97	16.12			16.76
18		15.68		16.34	16.35			16.77
19		15.19			22.35			
20		15.34						
21								



Heat 5 - Round 5 (13.5 Stock)

Pos	Car	Form	Name	Car Make	Result	Ave	Best
1	5		Matt Butcher	Schumacher	20 / 307.12	15.35	14.65
2	3	F1	Brian Killick	Xray	20 / 312.42	15.62	14.93
3	9	F1	Nick Adams	Xray	19 / 301.87	15.88	14.89
4	7	F2	Kevin Bissell	Xray	19 / 304.88	16.04	15.71
5	4		Mason Sadler (J)	Xray	19 / 306.59	16.13	15.24
6	1	F1	Phil Williams	Tamiya	18 / 272.65	15.14	14.72
7	8	F2	Matt Sedgley	Schumacher	18 / 304.73	16.92	15.91
8	6	F1	James Davis	Tamiya	13 / 199.69	15.36	14.97
9	2	F1	Tim Webb	Hot Bodies	7 / 116.78	16.68	15.15

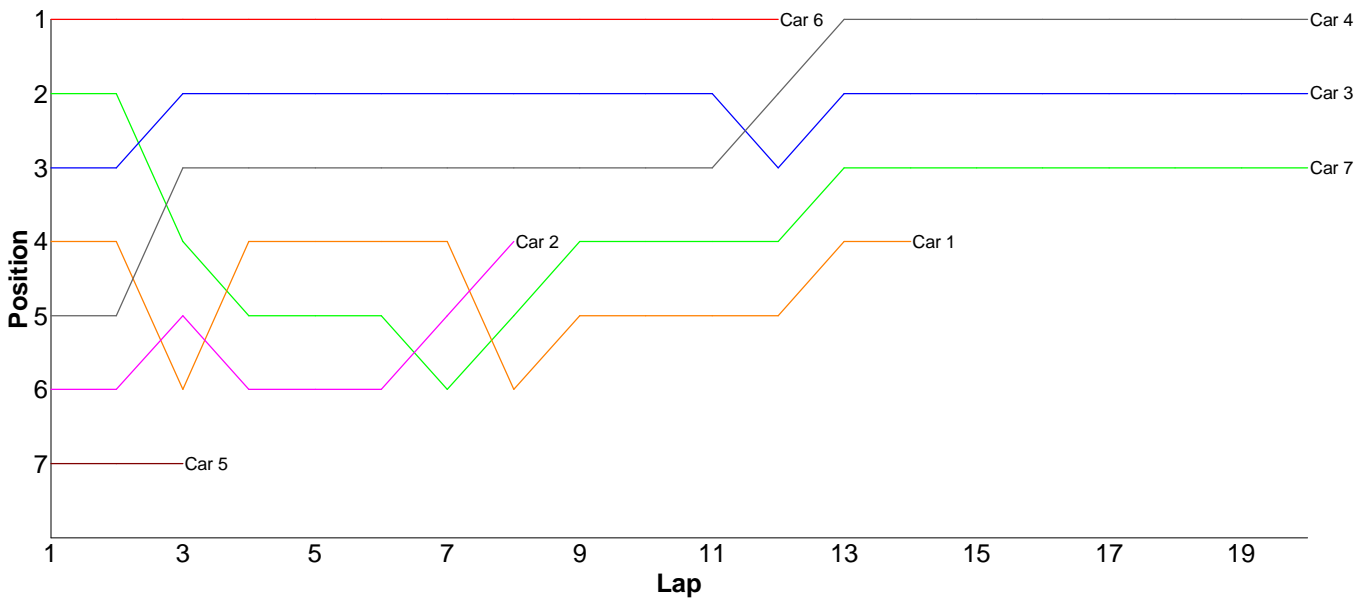
Lap	Car 1	Car 2	Car 3	Car 4	Car 5	Car 6	Car 7	Car 8	Car 9
1	15.05	16.10	15.97	15.84	14.76	15.38	16.34	19.11	16.46
2	15.21	15.37	15.84	15.30	14.65	15.38	16.05	18.31	15.65
3	14.83	15.37	14.93	15.44	15.17	16.00	15.96	17.77	15.67
4	14.97	15.20	15.24	15.41	15.31	15.01	15.82	16.45	14.92
5	15.09	15.15	19.33	15.24	15.87	15.13	15.79	15.98	14.89
6	14.72	15.25	15.74	15.32	15.22	14.97	17.37	20.92	15.07
7	15.44	24.34	15.81	15.86	15.20	15.12	16.15	16.24	18.77
8	14.96		15.35	21.61	15.94	15.43	15.87	16.32	15.57
9	15.13		15.07	16.42	15.37	15.19	16.54	15.91	15.33
10	14.98		15.29	18.53	15.59	15.18	16.10	16.09	15.04
11	15.11		15.48	15.66	15.68	15.30	15.89	16.67	15.05
12	15.11		15.09	15.75	15.37	15.18	15.71	16.56	14.94
13	15.21		15.46	15.80	15.26	16.42	15.75	16.25	15.45
14	15.29		15.41	15.95	16.06		15.86	16.62	21.52
15	15.39		15.41	15.56	15.40		16.00	16.18	16.16
16	15.23		15.50	15.74	15.10		15.84	16.44	15.41
17	15.11		15.39	15.88	15.59		15.96	16.41	15.40
18	15.82		15.20	15.90	15.01		15.97	16.50	15.12
19			15.45	15.38	15.31		15.91		15.45
20			15.46		15.26				
21									



Heat 6 - Round 5 (10.5 ProStk)

Pos	Car	Form	Name	Car Make	Result	Ave	Best
1	4		Stuart Barber	Tamiya	20 / 306.38	15.31	14.75
2	3		Rob Howett	Tamiya	20 / 308.65	15.43	15.14
3	7	F2	Craig Campbell	Xray	20 / 313.67	15.68	14.97
4	1		Dain Gayler	Photon	14 / 223.30	15.95	15.31
5	6		Alex Gardiner	Schumacher	12 / 183.34	15.27	14.49
6	2	F2	Tony Foster	Xray	8 / 126.65	15.83	14.74
7	5		John Fisher	Xray	3 / 52.76	17.58	16.02

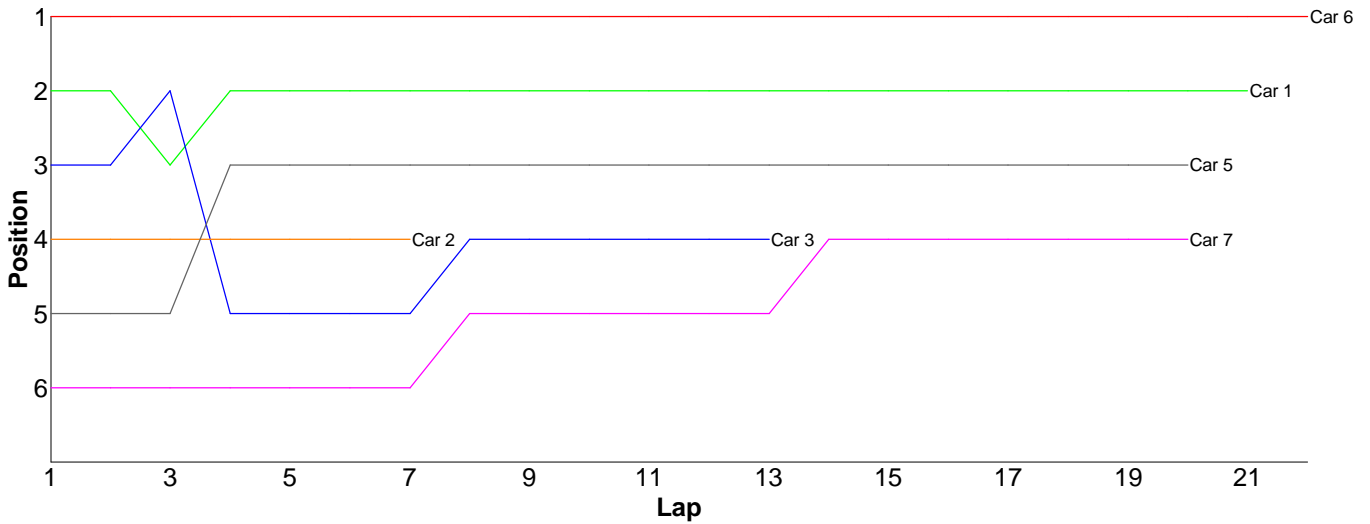
Lap	Car 1	Car 2	Car 3	Car 4	Car 5	Car 6	Car 7
1	16.12	16.52	15.87	16.45	20.71	14.79	15.43
2	15.53	15.64	15.48	15.23	16.02	14.78	15.18
3	17.00	15.36	15.17	15.44	16.03	15.15	16.87
4	15.56	18.87	15.44	15.22		14.67	16.74
5	15.71	15.12	15.43	15.45		14.81	16.57
6	15.66	15.44	15.26	16.12		14.49	15.68
7	15.54	14.96	15.33	15.34		15.06	15.83
8	16.63	14.74	15.27	15.06		14.86	15.44
9	17.99		15.39	14.99		14.91	15.15
10	15.59		15.25	15.78		20.13	15.16
11	15.31		15.22	14.78		14.83	15.33
12	15.45		17.06	15.06		14.86	15.32
13	15.76		15.56	15.10			15.98
14	15.45		15.57	15.92			15.68
15			15.36	14.75			15.07
16			15.14	15.07			15.70
17			15.33	15.00			14.97
18			15.21	15.25			16.01
19			15.14	15.15			15.57
20			15.17	15.22			15.99
21							



Heat 7 - Round 5 (10.5 ProStk)

Pos	Car	Form	Name	Car Make	Result	Ave	Best
1	6	F1	Ben Cane	Schumacher	22 / 313.50	14.25	14.03
2	1	F1	John Zottl	Xray	21 / 306.66	14.60	14.21
3	5	F1	Jamie Vassallo	Schumacher	20 / 301.28	15.06	14.73
4	7		Steve Lissamore	Tamiya	20 / 313.27	15.66	14.73
5	3	F1	Ori Sohachevsky	Schumacher	13 / 196.52	15.11	14.26
6	2	F1	Dominic Skinner	Tamiya	7 / 106.96	15.28	14.33
7	4	F1	Aaron Wearn	Schumacher	0 / 0.00	0.00	0.00

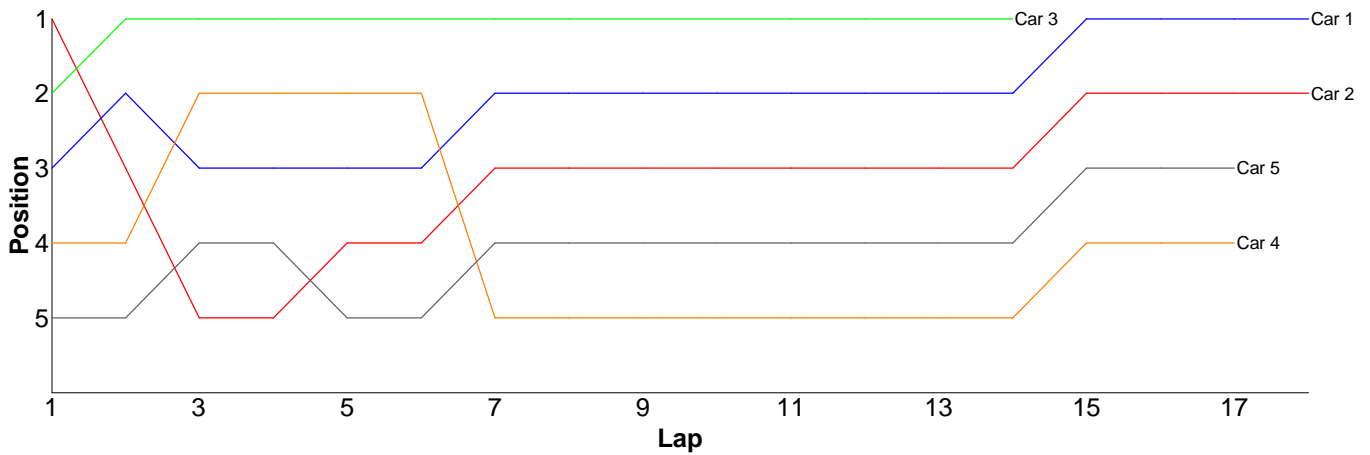
Lap	Car 1	Car 2	Car 3	Car 4	Car 5	Car 6	Car 7
1	14.74	15.18	14.78		15.35	14.26	20.11
2	14.21	14.40	14.26		14.81	14.13	15.21
3	14.53	14.33	14.38		14.73	14.03	15.50
4	14.51	17.73	19.41		15.23	14.14	15.19
5	14.64	15.28	16.09		14.90	14.45	14.82
6	14.98	14.72	14.53		15.14	14.15	17.57
7	14.93	15.32	14.58		15.01	14.22	14.86
8	14.65		14.77		15.15	14.20	15.40
9	14.70		15.25		15.79	14.35	14.96
10	14.35		14.35		15.06	14.16	16.21
11	15.51		14.39		15.32	14.12	16.36
12	14.63		14.62		14.74	14.08	15.10
13	14.58		15.11		15.26	14.28	15.00
14	14.47				14.92	14.28	14.95
15	14.45				15.30	14.29	15.42
16	14.22				14.78	14.20	14.73
17	14.84				15.02	14.67	15.32
18	14.64				14.91	14.48	15.29
19	14.24				14.83	14.27	16.05
20	14.49				15.03	14.19	15.22
21	14.35					14.20	
22						14.35	
23							



Heat 8 - Round 5 (<GT>)

Pos	Car	Form	Name	Class	Car Make	Result	Ave	Best
1	1		Rob Warren	GT2	Associated	18 / 306.49	17.02	16.12
2	2		Dave Skelton	GT1	Associated	18 / 314.51	17.47	14.97
3	5		Keith Aldridge	GT2	Associated	17 / 303.65	17.86	16.98
4	4		Mike Vorley	GT1	Xray	17 / 310.04	18.23	16.58
5	3		Nigel Moss	GT1	CRC	14 / 235.48	16.82	15.53

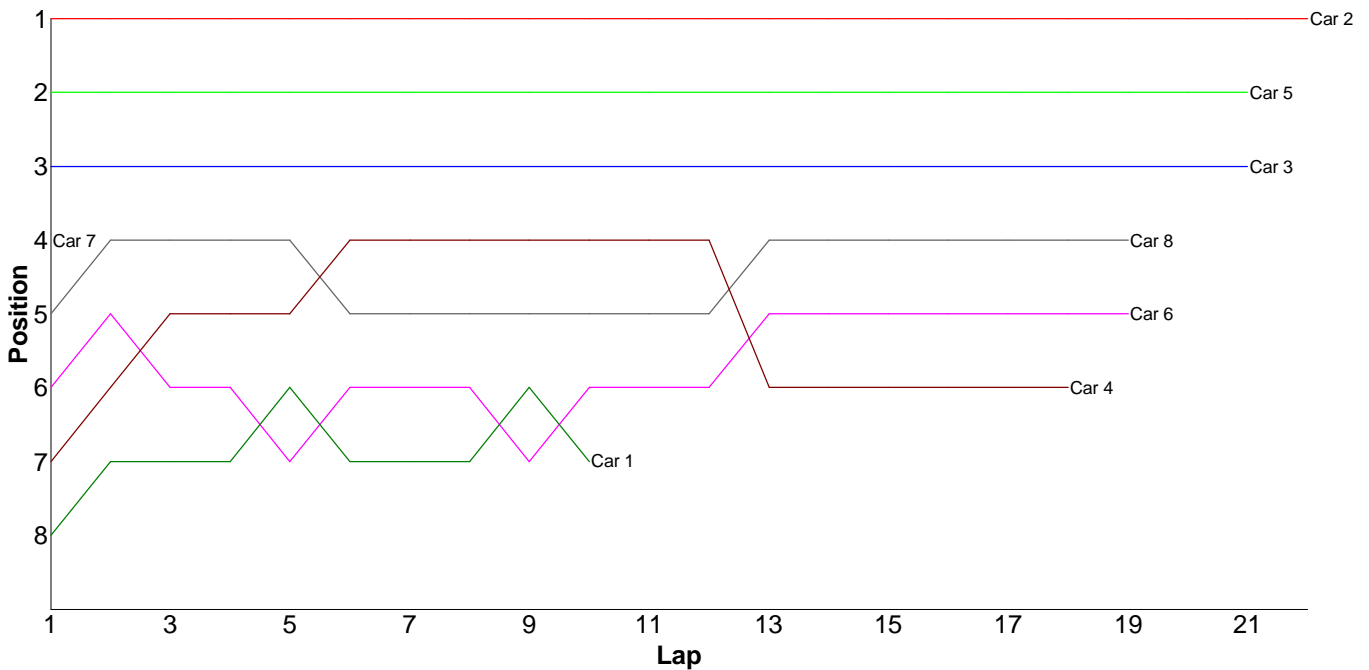
Lap	Car 1	Car 2	Car 3	Car 4	Car 5
1	16.61	15.05	16.43	17.60	18.07
2	17.08	19.03	16.71	16.67	19.72
3	18.89	22.55	17.01	16.87	17.46
4	17.16	16.65	16.83	17.32	17.64
5	16.85	16.02	16.60	16.58	16.98
6	18.36	16.43	16.06	17.62	17.54
7	16.20	15.98	17.23	22.70	17.62
8	16.35	19.62	15.53	17.43	17.40
9	16.59	15.39	15.70	20.90	17.62
10	16.12	16.20	16.85	19.03	17.70
11	16.90	16.59	17.13	18.64	19.89
12	17.25	20.74	18.05	16.75	17.64
13	17.05	17.59	16.88	17.11	17.85
14	16.64	15.44	18.47	18.01	17.74
15	16.66	14.97		18.98	17.07
16	17.28	16.20		17.56	17.64
17	17.18	17.97		20.27	18.07
18	17.32	22.09			
19					



Heat 9 - Round 5 (Modified)

Pos	Car	Form	Name	Car Make	Result	Ave	Best
1	2		Chris Kerswell	Schumacher	22 / 308.97	14.04	13.80
2	5		Jordan Mckulsky (J)	Photon	21 / 307.36	14.63	14.07
3	3		Mark Wallace	Schumacher	21 / 311.79	14.84	14.14
4	8		John Hyde	Schumacher	19 / 309.16	16.27	15.54
5	6		Chris House	Photon	19 / 312.71	16.45	15.05
6	4		Tim Langdell	Schumacher	18 / 300.22	16.67	14.44
7	1		Mark Sadler	Xray	10 / 169.93	16.99	14.77
8	7		Marlon Mckulsky	Associated	1 / 16.11	16.11	16.11

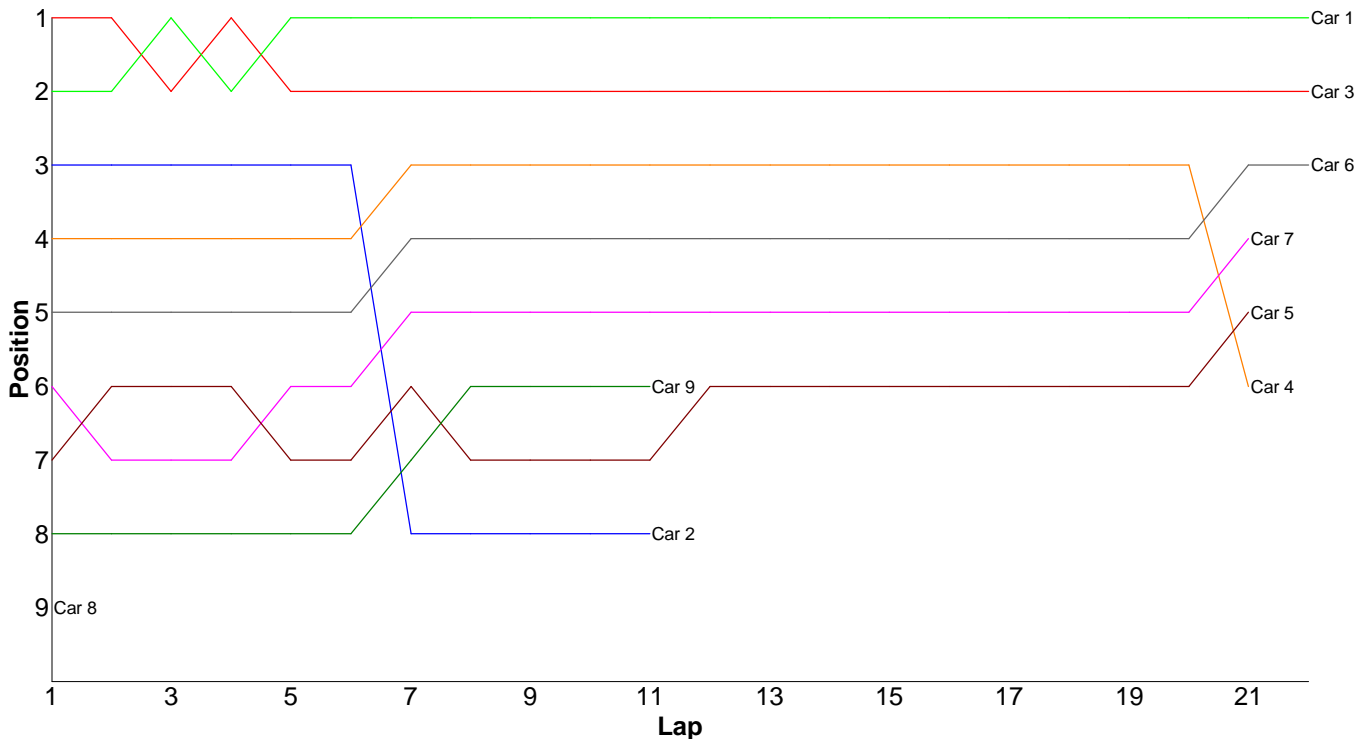
Lap	Car 1	Car 2	Car 3	Car 4	Car 5	Car 6	Car 7	Car 8
1	24.18	14.12	15.14	22.50	14.52	22.17	16.11	16.34
2	15.48	13.86	16.84	16.41	14.87	16.65		17.07
3	18.49	14.09	14.54	15.20	14.63	17.06		16.96
4	14.84	14.28	14.89	14.74	14.67	16.65		16.79
5	15.15	13.84	14.68	15.26	14.42	16.25		16.09
6	19.51	13.93	14.47	15.04	15.18	15.57		16.74
7	15.28	13.92	14.51	14.79	14.35	16.71		15.92
8	15.12	14.37	15.87	14.89	14.73	15.64		16.18
9	14.77	13.80	14.47	18.20	14.44	16.40		16.72
10	17.11	14.20	14.46	15.04	15.37	15.82		16.14
11		14.67	14.14	15.30	14.77	16.58		16.21
12		14.07	14.18	14.76	14.16	15.73		15.88
13		14.07	15.62	30.85	14.69	17.74		15.75
14		13.84	14.16	18.55	15.17	15.55		15.93
15		13.92	14.32	15.06	14.35	15.99		16.83
16		14.03	14.63	14.60	14.39	15.61		16.32
17		13.82	15.03	14.59	14.66	15.72		15.54
18		14.11	15.07	14.44	14.99	15.05		15.64
19		14.28	14.82		14.56	15.82		16.11
20		13.97	14.99		14.07			
21		13.98	14.96		14.37			
22		13.80						
23								



Heat 10 - Round 5 (Modified)

Pos	Car	Form	Name	Car Make	Result	Ave	Best
1	1		Chris Grainger	Schumacher	22 / 303.40	13.79	13.26
2	3		Glen Westwood	Xray	22 / 306.52	13.93	13.29
3	6		Brian Eldridge	Photon	22 / 313.40	14.24	13.88
4	7		Ben Ingram	Photon	21 / 304.02	14.47	14.05
5	5		Chris Delves	Tamiya	21 / 305.73	14.55	13.94
6	4		Russell Williams	Tamiya	21 / 312.53	14.88	13.90
7	9		Chris Ashton	Schumacher	11 / 161.01	14.63	13.57
8	2		Elliott Harper	Tamiya	11 / 300.52	27.32	13.39
9	8		John Pape	Schumacher	1 / 18.37	18.37	18.37

Lap	Car 1	Car 2	Car 3	Car 4	Car 5	Car 6	Car 7	Car 8	Car 9
1	13.73	13.85	13.60	13.90	15.29	14.65	14.79	18.37	17.77
2	13.37	13.64	13.34	14.38	14.22	14.22	14.92		13.88
3	13.48	13.60	13.67	14.33	14.29	14.16	14.54		18.55
4	13.43	13.39	13.29	14.09	14.10	14.26	14.23		13.68
5	13.40	14.47	13.59	14.31	19.39	14.20	15.29		14.02
6	13.48	15.35	13.40	13.95	14.15	15.33	14.74		14.05
7	13.50	101.38	14.16	14.25	14.01	14.88	14.48		13.65
8	13.41	16.01	13.89	13.95	13.94	14.18	14.40		13.57
9	13.50	13.58	13.41	14.36	14.50	13.93	14.33		13.99
10	13.42	71.43	13.54	14.06	14.15	14.27	14.38		13.76
11	13.60	13.82	13.58	14.14	14.01	14.12	14.05		14.09
12	13.45		13.45	14.14	14.62	14.64	14.54		
13	13.36		20.24	14.49	14.11	14.00	14.31		
14	13.32		13.77	14.26	14.78	14.12	14.37		
15	19.80		13.79	14.00	14.62	14.04	14.35		
16	13.84		14.02	14.15	14.15	13.94	14.61		
17	13.52		13.55	14.14	14.30	13.95	14.18		
18	13.73		13.84	14.11	14.59	13.96	14.29		
19	13.70		13.59	14.15	14.01	13.98	14.33		
20	13.37		13.52	14.10	14.27	13.88	14.57		
21	13.26		13.68	29.27	14.23	14.53	14.32		
22	13.73		13.60			14.16			
23									



Heat 11 - Round 5 (Bikes)

Pos	Car	Form	Name	Car Make	Result	Ave	Best
1	1	F1	Simon Lancaster		14 / 300.22	21.44	19.96
2	2	F1	Jevon Frost		14 / 306.65	21.90	20.22
3	4	F1	Steve Leake		14 / 308.21	22.01	21.46
4	3	F1	Chris Groom		14 / 313.20	22.37	21.60
5	5	F1	Andy Carless		13 / 306.97	23.61	21.70
6	6	F1	Graham Clarke		11 / 317.13	28.83	22.27
7	7	F1	Mark Plested		9 / 315.73	35.08	30.67

Lap	Car 1	Car 2	Car 3	Car 4	Car 5	Car 6	Car 7
1	20.98	21.53	21.60	22.41	23.63	37.20	38.13
2	20.42	20.60	22.11	21.75	21.85	29.03	30.67
3	20.11	20.56	21.63	21.88	21.89	34.35	33.52
4	20.50	23.45	22.06	22.78	28.76	33.33	31.95
5	26.54	20.66	22.53	22.23	21.70	30.99	31.94
6	20.18	20.22	21.90	22.44	22.20	23.89	40.62
7	20.25	25.64	21.77	22.52	27.82	25.37	35.25
8	24.96	23.48	22.22	21.69	22.41	31.41	33.99
9	20.29	26.36	22.43	21.47	22.99	22.27	39.66
10	22.98	21.68	22.68	21.92	22.90	22.69	
11	22.38	20.28	22.20	21.67	22.37	26.60	
12	20.39	20.55	25.26	21.68	21.93		
13	20.28	20.33	22.06	21.46	26.52		
14	19.96	21.31	22.75	22.31			
15							

