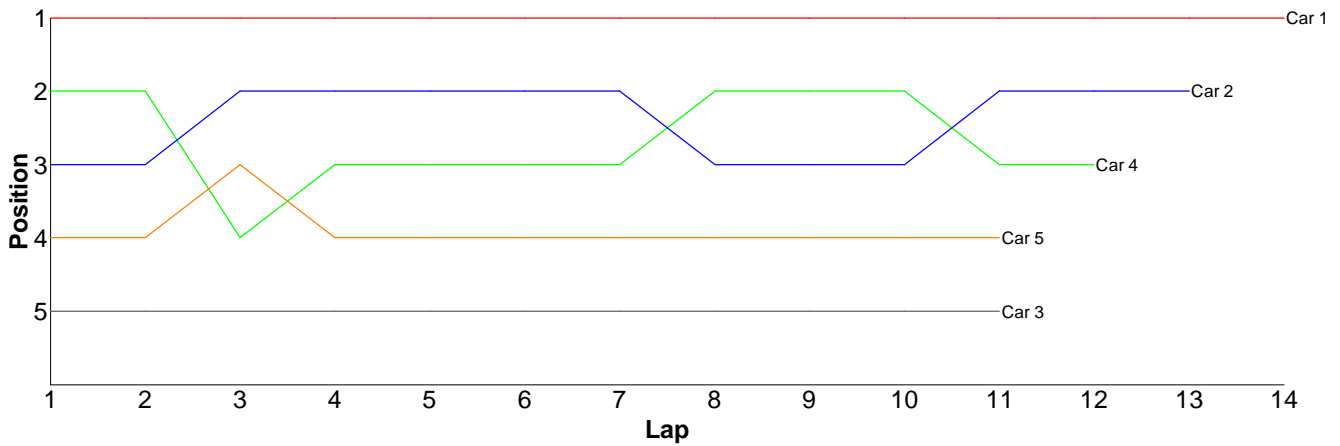


# Race Results

## Heat 1 - Round 1 (Bikes)

Pos	Car	Form	Name	Member Type	Car Make	Result	Ave	Best
1	1	F1	Simon Lancaster	V10		14 / 314.25	22.44	13.39
2	2	F1	Steve Leake	2010		13 / 318.74	24.51	22.88
3	4	F1	Matt Tims	2010		12 / 300.18	25.01	22.13
4	5	F1	Scott Adderson	2010		11 / 307.48	27.95	23.73
5	3	F1	Andy Carless	2010		11 / 309.34	28.12	23.62

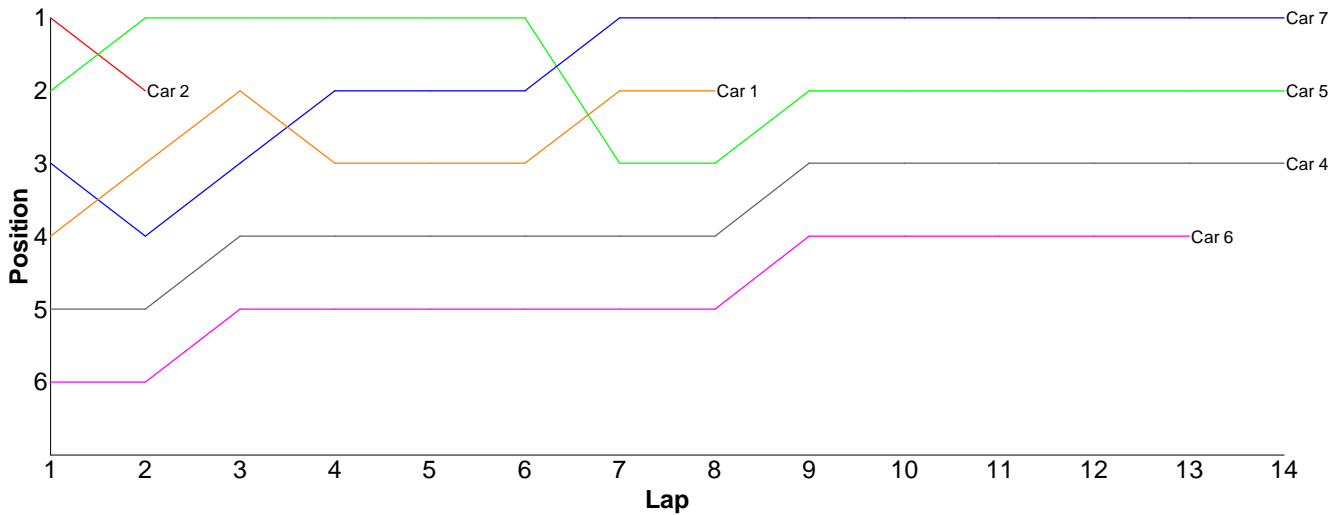
Lap	Car 1	Car 2	Car 3	Car 4	Car 5
1	23.01	23.70	32.81	23.61	25.54
2	22.61	23.64	23.84	22.30	23.73
3	14.00	24.31	43.72	31.17	24.56
4	13.39	25.33	35.38	23.06	40.24
5	32.74	23.59	23.62	31.67	24.23
6	22.98	23.61	23.87	24.74	32.01
7	22.63	23.07	24.50	22.13	25.78
8	22.30	34.73	30.06	22.62	24.51
9	24.79	23.85	23.89	22.68	23.85
10	22.96	23.12	24.01	23.10	33.21
11	22.84	22.88	23.64	26.06	29.82
12	22.54	23.64		27.04	
13	22.60	23.27			
14	24.86				
15					



## Heat 2 - Round 1 (17.5 Sport)

Pos	Car	Form	Name	Member Type	Car Make	Result	Ave	Best
1	7		Chris Howard	2010	Schumacher	14 / 307.61	21.97	20.20
2	5	F2	David Chieng	2010	Tamiya	14 / 314.06	22.43	20.67
3	4	F2	Bradley Killick (J)	2010	Xray	14 / 319.47	22.81	21.15
4	6		Gareth Harding	2010	Hot Bodies	13 / 311.57	23.96	22.16
5	1	F2	Mick Barnes	2010	Xray	8 / 176.23	22.02	20.22
6	2	F2	Matthew Mills (J)	2010	Xray	2 / 44.32	22.16	20.15
7	3	F2	Jason Elliot	V10	Associated	0 / 0.00	0.00	0.00

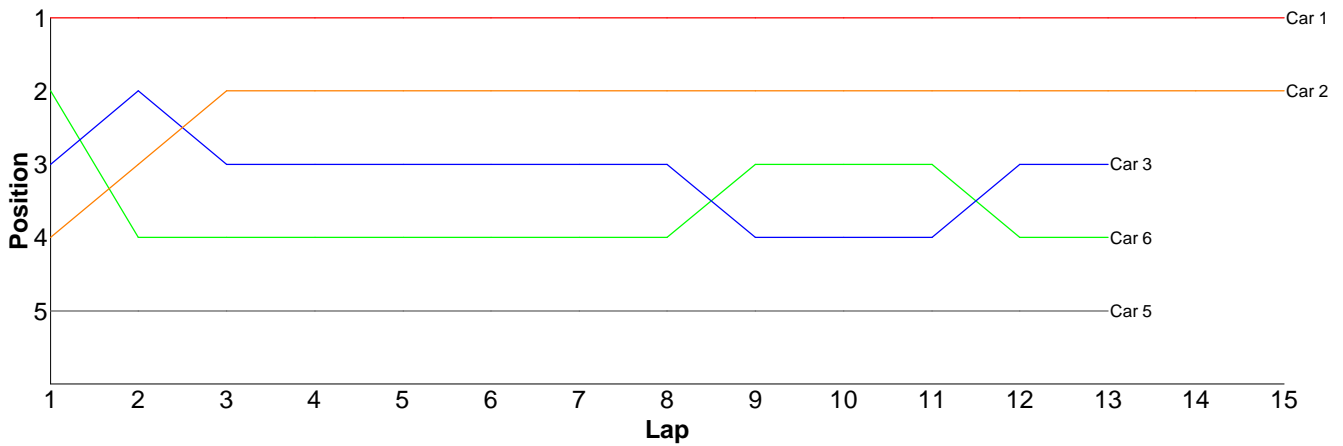
Lap	Car 1	Car 2	Car 3	Car 4	Car 5	Car 6	Car 7
1	26.48	20.15		28.53	21.94	29.40	22.96
2	21.10	24.17		22.34	22.36	24.06	25.05
3	20.98			21.74	23.07	25.29	22.14
4	24.62			21.35	21.34	23.16	22.15
5	20.22			21.79	21.95	24.25	20.98
6	20.58			27.58	20.67	23.80	20.50
7	20.83			23.06	25.30	23.38	20.28
8	21.42			21.28	21.42	23.41	20.20
9				21.15	24.88	24.93	21.45
10				21.75	21.35	22.77	22.05
11				21.80	21.12	22.51	20.31
12				21.82	22.79	22.45	26.42
13				23.25	21.56	22.16	20.90
14				22.03	24.31		22.22
15							



### Heat 3 - Round 1 (13.5 Stock)

Pos	Car	Form	Name	Member Type	Car Make	Result	Ave	Best
1	1	F2	Stephen Mills	2010	Schumacher	15 / 303.26	20.21	19.04
2	2	F2	Terry Dickinson	2010	Xray	15 / 319.22	21.28	19.84
3	3		Tony Colby	V10	Schumacher	13 / 305.78	23.52	21.01
4	6		Chris Betts	V10	Schumacher	13 / 308.36	23.72	20.73
5	5		Daniel Downing	V10	Xray	13 / 317.24	24.40	19.95
6	4		Paul Dickinson	V10	Yokomo	0 / 0.00	0.00	0.00

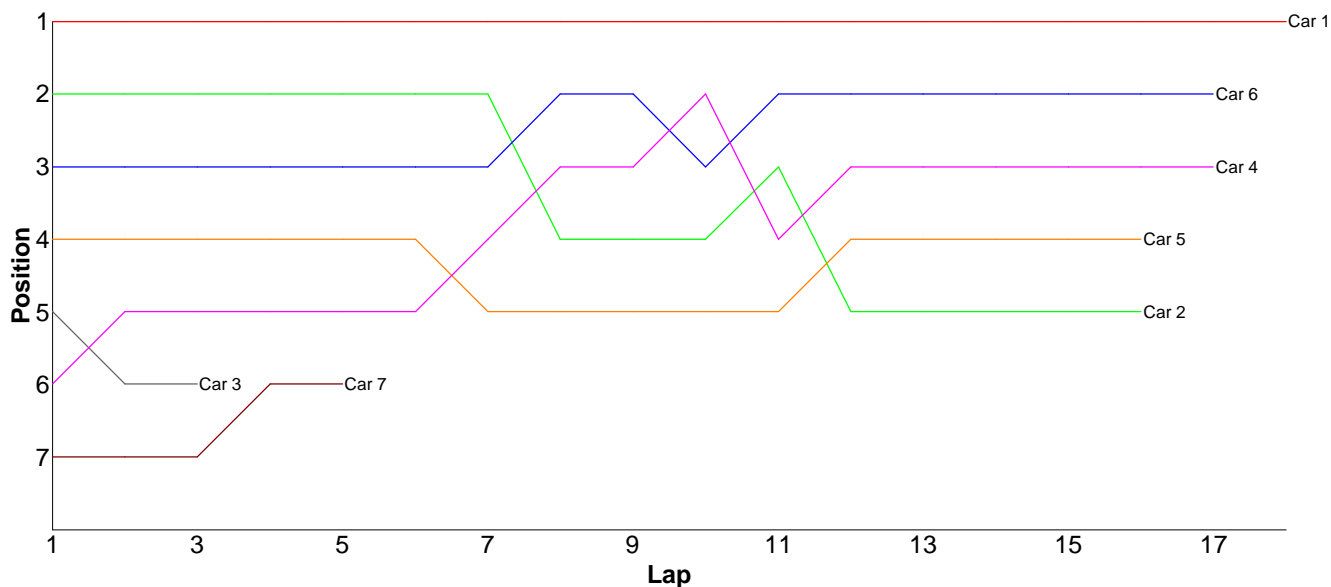
Lap	Car 1	Car 2	Car 3	Car 4	Car 5	Car 6
1	19.36	29.29	25.64		56.40	24.24
2	19.35	21.22	23.17		22.64	33.84
3	19.32	20.69	24.09		20.99	21.11
4	19.43	20.34	23.31		20.44	22.10
5	27.67	20.57	22.02		21.23	21.64
6	19.72	20.49	22.90		22.01	22.04
7	19.08	21.54	23.03		21.43	21.65
8	22.10	19.84	21.92		19.95	22.79
9	19.06	20.43	29.10		20.61	24.09
10	19.04	20.47	24.71		21.49	22.82
11	19.65	20.54	22.87		20.71	20.73
12	20.23	20.89	22.01		25.93	29.68
13	19.50	21.01	21.01		23.41	21.63
14	19.62	20.84				
15	20.13	21.06				
16						



# Heat 4 - Round 1 (13.5 Stock)

Pos	Car	Form	Name	Member Type	Car Make	Result	Ave	Best
1	1	F2	Brian Killick	2010	Xray	18 / 305.49	16.97	16.55
2	6		Gerald Page	2010	Tamiya	17 / 310.93	18.29	17.68
3	4	F2	Neil Talbot	2010	Xray	17 / 312.13	18.36	16.78
4	5	F2	Scott Stokes	2010	Xray	16 / 302.11	18.88	17.74
5	2	F2	Robin Francis	2010	Xray	16 / 308.96	19.31	17.45
6	7		Jose Jimenez	2009xx	Hot Bodies	5 / 311.45	62.29	17.89
7	3	F2	Andrew Mills	2010	Xray	3 / 81.90	27.30	24.33

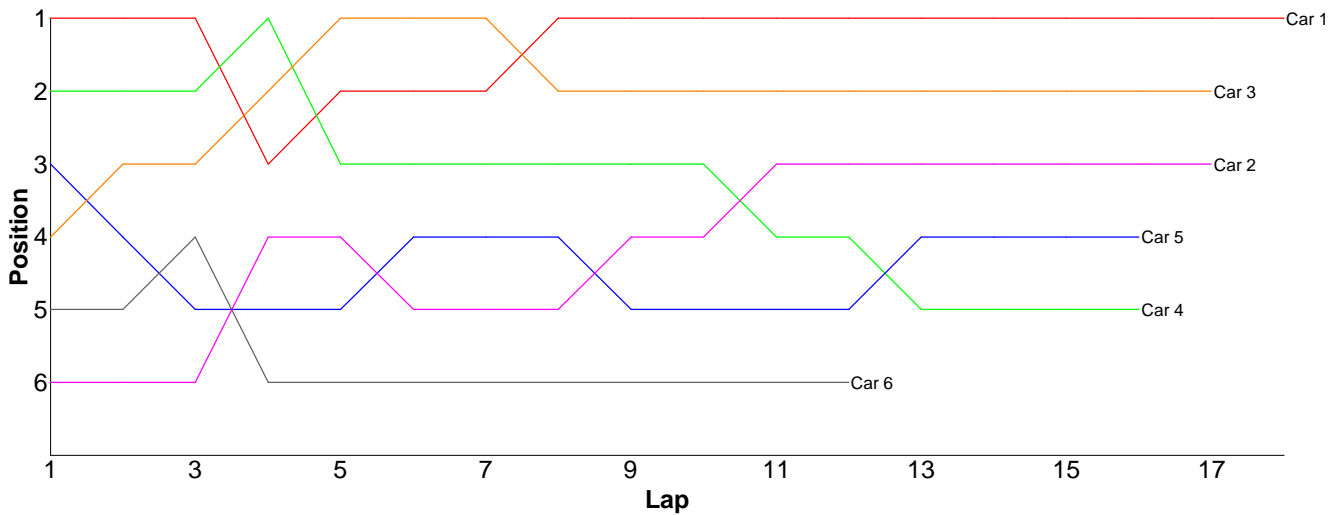
Lap	Car 1	Car 2	Car 3	Car 4	Car 5	Car 6	Car 7
1	16.98	18.97	25.25	27.51	19.65	19.08	231.32
2	16.84	17.69	24.33	17.08	17.74	18.25	19.56
3	17.11	18.42	32.32	17.09	19.36	18.05	18.68
4	16.60	18.77		17.60	18.99	18.66	17.89
5	17.29	17.45		17.37	18.72	18.45	24.00
6	16.96	18.21		17.89	19.80	18.13	
7	17.06	18.76		17.17	19.59	19.30	
8	16.86	20.68		16.78	18.32	17.89	
9	17.13	18.30		17.83	18.48	17.93	
10	17.17	17.59		17.09	18.26	18.23	
11	16.77	20.96		24.86	19.79	18.61	
12	17.76	28.27		16.79	18.68	18.50	
13	16.65	17.79		17.01	18.83	18.37	
14	17.07	18.63		17.20	18.99	17.97	
15	16.55	19.01		17.30	18.13	17.97	
16	16.69	19.46		17.51	18.78	17.68	
17	17.11			18.05		17.86	
18	16.89						
19							



## Heat 5 - Round 1 (13.5 Stock)

Pos	Car	Form	Name	Member Type	Car Make	Result	Ave	Best
1	1	F2	Kevin Bissell	2010	Xray	18 / 312.54	17.36	16.76
2	3	F2	Neil Pilkington	2010	Hot Bodies	17 / 302.80	17.81	17.21
3	2	F2	Jon Wilkins	2010	Schumacher	17 / 304.20	17.89	16.61
4	5	F2	Kieran Stokes (J)	2010	Xray	16 / 300.49	18.78	17.45
5	4	F2	Ian Cairns	2010	Schumacher	16 / 301.74	18.85	17.22
6	6	F2	Chris Graco	2010	Xray	12 / 313.00	26.08	16.99

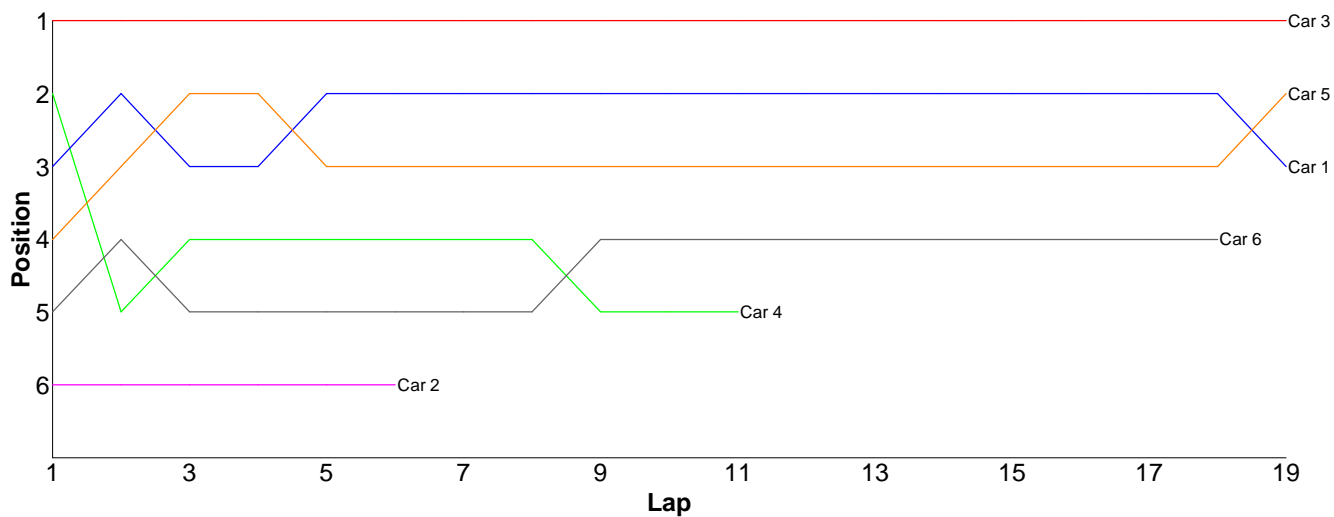
Lap	Car 1	Car 2	Car 3	Car 4	Car 5	Car 6
1	17.16	25.84	18.20	17.81	18.16	19.92
2	17.14	17.10	17.26	17.22	17.45	17.88
3	17.67	17.11	18.03	17.48	24.05	18.23
4	20.08	17.58	17.56	17.48	18.18	115.97
5	17.03	18.12	17.21	19.37	19.35	18.45
6	17.38	20.84	17.56	17.60	17.78	17.70
7	17.22	17.20	17.47	17.42	17.53	17.49
8	16.76	16.61	17.61	17.80	17.72	17.80
9	17.11	16.97	18.11	17.81	18.96	18.18
10	17.42	16.83	17.50	17.94	17.79	17.28
11	16.82	17.63	18.02	26.19	18.24	17.11
12	17.39	16.79	17.46	19.12	19.47	16.99
13	17.15	17.45	19.81	22.73	17.64	
14	17.95	17.32	18.51	18.08	17.58	
15	17.07	16.79	17.84	18.52	21.76	
16	17.08	16.76	17.27	19.17	18.83	
17	16.99	17.26	17.38			
18	17.12					
19						



# Heat 6 - Round 1 (13.5 Stock)

Pos	Car	Form	Name	Member Type	Car Make	Result	Ave	Best
1	3	F1	Dominic Skinner	2010	Tamiya	19 / 306.86	16.15	15.61
2	5	F2	Nick Adams	2010	Xray	19 / 314.20	16.53	16.01
3	1	F1	Ben Cane	2010	Schumacher	19 / 315.15	16.58	16.27
4	6	F1	James Davis	2010	Tamiya	18 / 311.08	17.28	16.79
5	4	F1	David Clift	2010	Schumacher	11 / 215.61	19.60	15.88
6	2	F1	Remo Casadei	2010	Schumacher	6 / 116.56	19.42	17.10

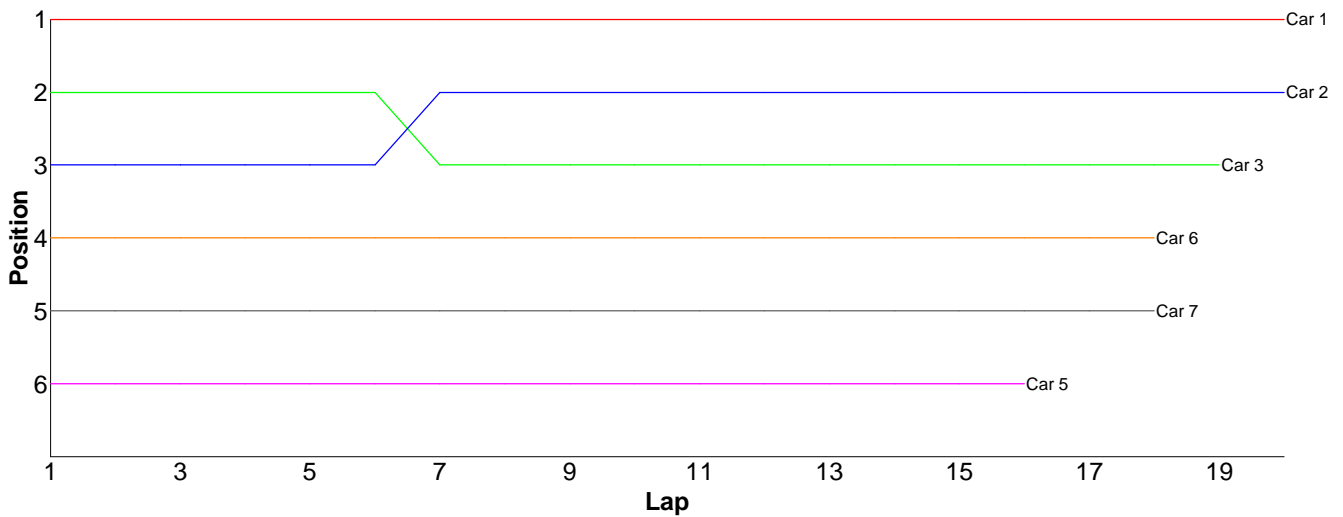
Lap	Car 1	Car 2	Car 3	Car 4	Car 5	Car 6
1	16.37	22.03	16.00	16.36	16.62	17.86
2	16.49	17.32	15.61	19.64	16.32	17.63
3	16.74	17.37	15.75	16.57	16.52	17.22
4	16.67	17.10	15.85	15.88	16.37	17.24
5	16.41	25.28	15.77	18.42	17.74	17.24
6	16.40	17.46	17.50	16.37	16.47	17.00
7	16.39		15.96	16.49	18.60	17.80
8	16.37		16.18	17.89	16.69	17.21
9	16.45		16.74	39.22	16.34	16.98
10	17.12		15.96	16.61	16.63	16.79
11	16.47		16.25	22.16	16.03	16.83
12	16.90		16.18		16.39	17.46
13	16.27		16.13		16.36	17.13
14	16.37		16.05		16.08	17.07
15	16.63		16.71		16.33	17.12
16	16.50		16.08		16.33	18.26
17	16.74		15.96		16.01	17.07
18	16.63		16.07		16.21	17.17
19	17.23		16.11		16.16	
20						



# Heat 7 - Round 1 (10.5 ProStk)

Pos	Car	Form	Name	Member Type	Car Make	Result	Ave	Best
1	1	F1	Glen Westwood	2010	Xray	20 / 301.86	15.09	14.12
2	2	F1	Mark Sadler	V10	Xray	20 / 303.25	15.16	14.70
3	3	F1	Jamie Vassallo	2010	Schumacher	19 / 306.26	16.11	15.28
4	6		Phil Williams	2010	Schumacher	18 / 303.36	16.85	16.02
5	7	F2	Daniel Horton	2010	Schumacher	18 / 310.27	17.23	16.13
6	5		Tim Langdell	V10	Schumacher	16 / 310.46	19.40	15.10
7	4	F2	Kieran Clift (J)	2010	Xray	0 / 0.00	0.00	0.00

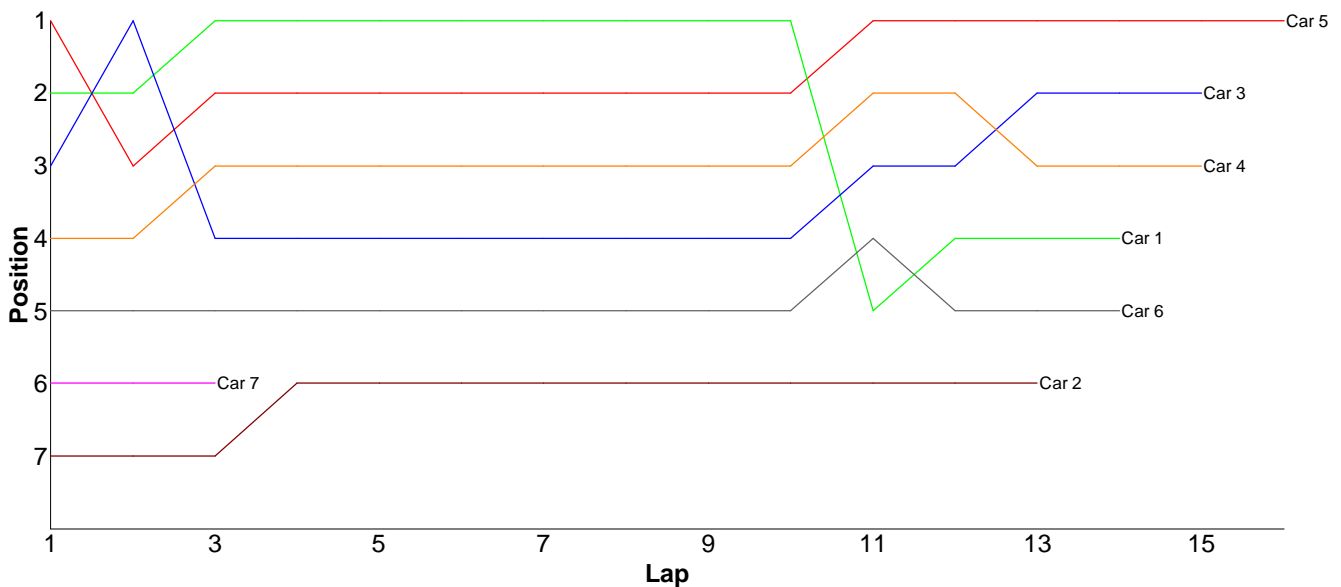
Lap	Car 1	Car 2	Car 3	Car 4	Car 5	Car 6	Car 7
1	14.12	15.96	15.35		69.57	19.49	22.91
2	14.67	16.91	15.84		16.46	16.51	16.99
3	14.62	15.21	15.31		20.98	17.39	16.67
4	14.82	15.12	15.33		16.30	16.43	18.29
5	14.49	15.10	15.57		15.28	16.55	16.50
6	14.50	14.89	15.57		15.10	17.88	17.77
7	14.60	14.79	15.56		15.73	16.82	17.82
8	15.26	15.04	15.49		15.30	16.08	16.63
9	14.80	14.70	15.82		15.50	16.56	16.84
10	14.94	15.06	16.25		15.79	17.26	16.26
11	15.65	14.84	17.04		16.02	16.37	17.82
12	14.71	15.11	16.01		15.27	17.38	16.35
13	14.94	14.96	15.60		16.10	17.44	16.46
14	14.78	15.05	18.43		15.56	16.65	16.56
15	19.90	14.96	15.28		15.56	16.14	16.23
16	15.01	15.12	15.67		15.94	16.07	16.13
17	15.37	15.04	15.54			16.02	17.27
18	14.84	14.97	18.64			16.32	16.77
19	14.99	15.24	17.96				
20	14.85	15.18					
21							



## Heat 8 - Round 1 (<GT>)

Pos	Car	Form	Name	Class	Member Type	Car Make	Result	Ave	Best
1	5		Dave Skelton	GT1	2010	Associated	16 / 307.75	19.23	17.90
2	3		Dave Tims	GT2	2010	Associated	15 / 302.37	20.15	17.49
3	4		Scott Adderson	GT3	2010	HPI	15 / 304.22	20.28	18.34
4	1		Nigel Moss	GT1	2010	CRC	14 / 308.18	22.01	17.94
5	6		David Chieng	GT3	2010	Tamiya	14 / 319.72	22.83	21.01
6	2		Jon Wilkins	GT3	2010	Associated	13 / 309.18	23.78	18.59
7	7		Daniel Dowling	GTP / F1	V10	Tamiya	3 / 80.11	26.70	23.70

Lap	Car 1	Car 2	Car 3	Car 4	Car 5	Car 6	Car 7
1	18.40	48.91	18.73	20.42	18.17	22.55	29.00
2	18.31	34.41	17.49	19.73	19.22	22.31	27.41
3	18.63	29.41	25.87	21.21	19.33	24.40	23.70
4	17.94	19.65	26.61	19.82	19.00	21.24	
5	18.29	18.92	22.35	20.41	17.90	22.50	
6	19.14	18.65	18.40	19.13	18.68	21.01	
7	18.29	22.21	18.73	24.71	18.19	25.69	
8	18.05	19.22	21.95	20.20	20.33	22.20	
9	18.38	18.83	18.87	18.78	18.48	22.12	
10	18.35	18.69	18.38	18.43	18.40	21.80	
11	69.52	18.59	18.98	18.70	18.35	27.18	
12	18.41	21.93	18.40	18.34	18.54	21.68	
13	18.30	19.76	18.29	26.55	22.04	23.09	
14	18.17		18.03	18.67	18.76	21.95	
15			21.29	19.12	24.13		
16				18.23			
17							

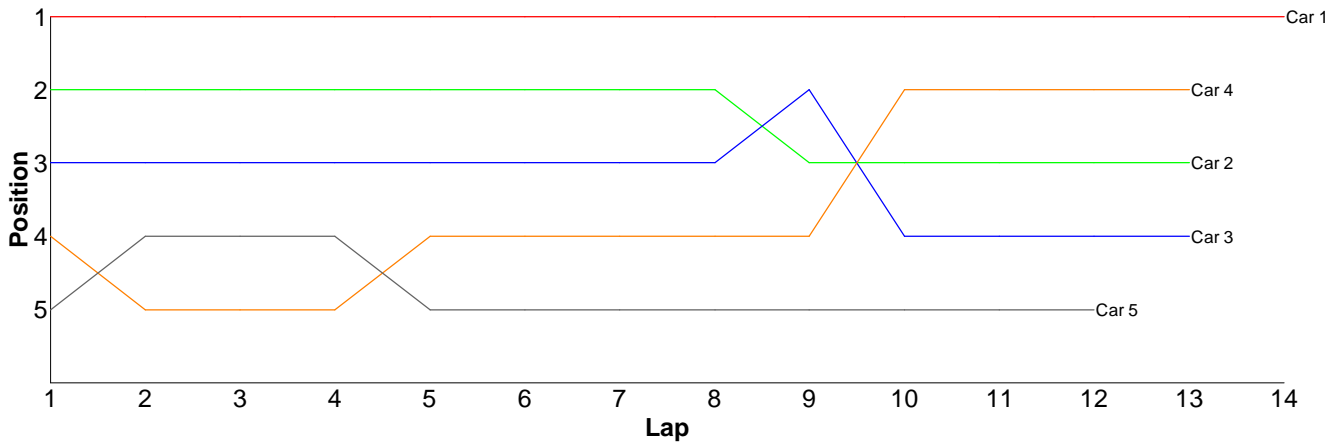


## Heat 1 - Round 2 (Bikes)

Pos	Car	Form	Name	Member Type	Car Make	Result	Ave	Best
1	1	F1	Simon Lancaster	V10		14 / 320.60	22.90	21.74
2	4	F1	Matt Tims	2010		13 / 305.31	23.48	21.91
3	2	F1	Steve Leake	2010		13 / 308.77	23.75	22.39
4	3	F1	Andy Carless	2010		13 / 310.73	23.90	23.30
5	5	F1	Scott Adderson	2010		12 / 302.66	25.22	23.74

Lap	Car 1	Car 2	Car 3	Car 4	Car 5
-----	-------	-------	-------	-------	-------

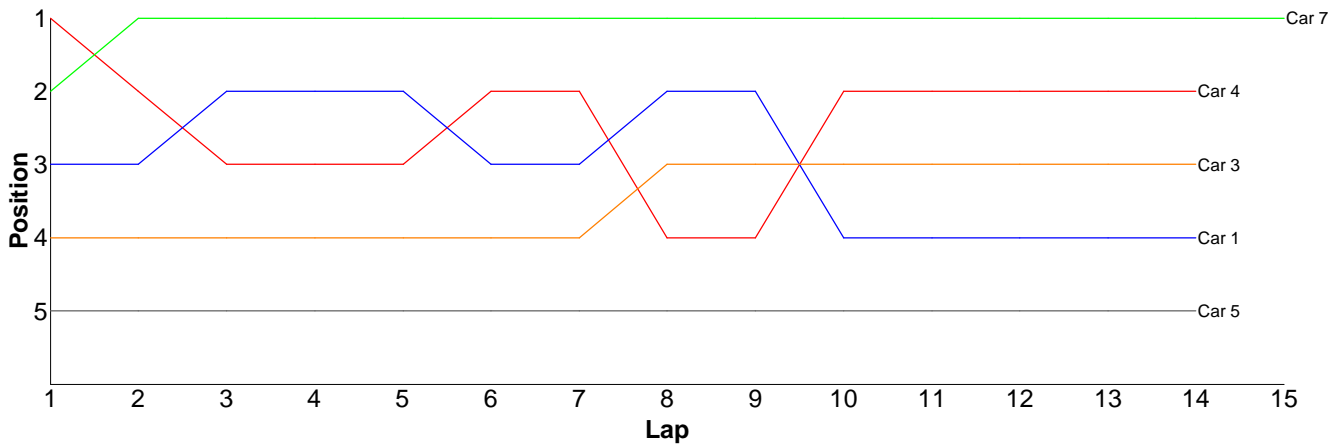
1	22.06	23.02	23.72	23.98	24.77
2	23.10	23.00	23.66	29.56	24.38
3	22.69	22.87	23.67	21.91	23.74
4	22.61	22.39	23.51	23.34	23.85
5	21.87	22.71	23.45	21.94	24.82
6	21.74	22.91	23.46	22.93	25.00
7	22.12	22.84	23.55	23.02	23.81
8	22.99	23.03	23.60	22.63	24.41
9	24.47	29.26	23.40	26.10	23.82
10	25.35	26.47	28.02	22.76	35.85
11	22.78	24.91	23.76	22.42	24.18
12	22.88	22.72	23.30	22.18	24.03
13	22.38	22.64	23.63	22.54	
14	23.56				
15					



## Heat 2 - Round 2 (17.5 Sport)

Pos	Car	Form	Name	Member Type	Car Make	Result	Ave	Best
1	7		Chris Howard	2010	Schumacher	15 / 305.68	20.37	19.17
2	4	F2	Bradley Killick (J)	2010	Xray	14 / 307.55	21.96	20.42
3	3	F2	Jason Elliot	V10	Associated	14 / 311.62	22.25	20.71
4	1	F2	Mick Barnes	2010	Xray	14 / 312.06	22.29	19.23
5	5	F2	David Chieng	2010	Tamiya	14 / 316.53	22.60	20.31
=6	2	F2	Matthew Mills (J)	2010	Xray	0 / 0.00	0.00	0.00
=6	6		Gareth Harding	2010	Hot Bodies	0 / 0.00	0.00	0.00

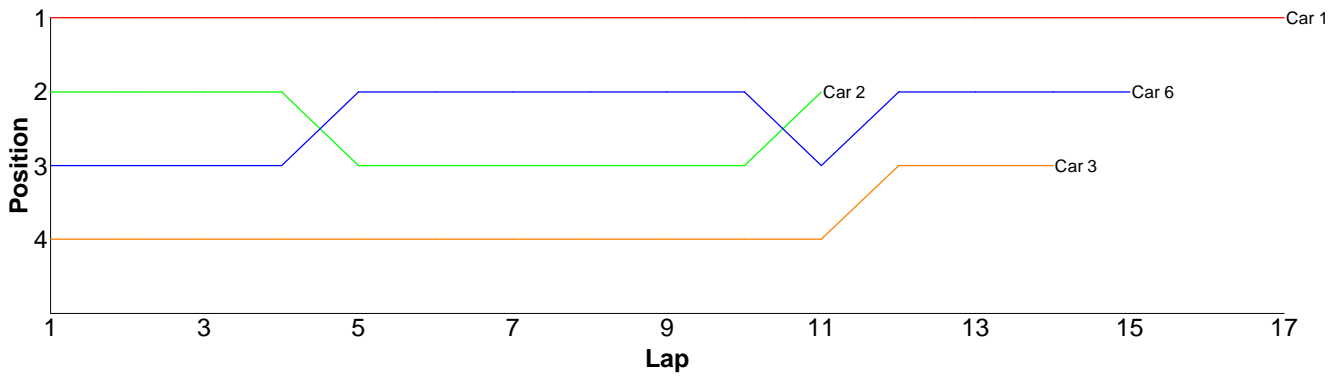
Lap	Car 1	Car 2	Car 3	Car 4	Car 5	Car 6	Car 7
1	25.13		29.01	20.84	37.10		21.45
2	20.73		23.23	24.69	23.18		21.38
3	19.23		22.15	20.98	25.03		20.35
4	19.95		21.34	22.59	21.12		19.93
5	24.52		20.71	22.73	21.20		20.18
6	24.99		22.43	20.92	21.03		19.99
7	20.59		21.42	21.80	21.42		20.24
8	19.86		21.23	27.20	20.51		20.39
9	26.65		21.25	21.08	20.61		20.26
10	29.99		21.73	20.44	22.46		21.05
11	20.52		21.49	20.99	20.46		20.81
12	19.72		21.96	21.61	20.31		20.89
13	19.41		20.98	20.42	21.70		19.17
14	20.77		22.69	21.26	20.40		19.43
15							20.16
16							



### Heat 3 - Round 2 (13.5 Stock)

Pos	Car	Form	Name	Member Type	Car Make	Result	Ave	Best
1	1	F2	Stephen Mills	2010	Schumacher	17 / 317.27	18.66	17.85
2	6		Chris Betts	V10	Schumacher	15 / 313.67	20.91	19.47
3	3		Tony Colby	V10	Schumacher	14 / 309.32	22.09	20.11
4	2	F2	Terry Dickinson	2010	Xray	11 / 225.82	20.52	19.72
=5	4		Paul Dickinson	V10	Yokomo	0 / 0.00	0.00	0.00
=5	5		Daniel Downing	V10	Xray	0 / 0.00	0.00	0.00

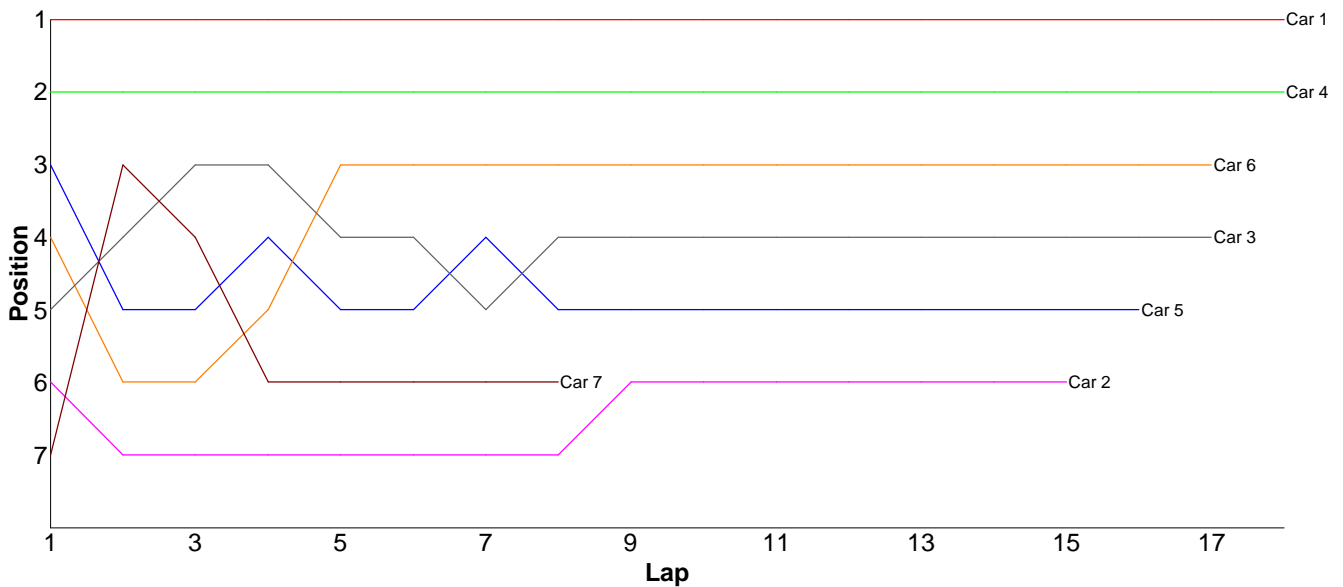
Lap	Car 1	Car 2	Car 3	Car 4	Car 5	Car 6
1	19.79	20.26	22.66			22.50
2	18.30	21.22	21.52			21.25
3	18.42	22.08	21.93			20.20
4	17.85	20.59	23.23			20.24
5	18.50	20.46	20.11			20.05
6	19.80	20.39	25.64			19.97
7	18.87	19.72	20.73			19.47
8	18.41	19.97	23.41			19.90
9	18.15	19.80	20.63			20.75
10	18.76	20.77	25.52			20.12
11	18.93	20.56	20.80			24.41
12	19.18		21.12			22.08
13	18.11		20.87			21.41
14	18.52		21.15			19.61
15	18.21					21.71
16	19.16					
17	18.31					
18						



# Heat 4 - Round 2 (13.5 Stock)

Pos	Car	Form	Name	Member Type	Car Make	Result	Ave	Best
1	1	F2	Brian Killick	2010	Xray	18 / 300.29	16.68	16.24
2	4	F2	Neil Talbot	2010	Xray	18 / 314.69	17.48	16.56
3	6		Gerald Page	2010	Tamiya	17 / 305.47	17.96	17.54
4	3	F2	Andrew Mills	2010	Xray	17 / 313.39	18.43	17.53
5	5	F2	Scott Stokes	2010	Xray	16 / 302.14	18.88	17.50
6	2	F2	Robin Francis	2010	Xray	15 / 303.75	20.25	17.36
7	7		Jose Jimemez	2009xx	Hot Bodies	8 / 156.99	19.62	17.56

Lap	Car 1	Car 2	Car 3	Car 4	Car 5	Car 6	Car 7
1	16.29	18.76	18.64	17.41	18.42	18.63	19.09
2	16.94	19.18	18.12	18.41	18.90	18.79	17.56
3	16.48	18.36	18.29	17.00	17.99	18.19	18.64
4	18.26	35.11	18.20	17.08	17.97	17.77	21.45
5	16.54	18.03	18.02	16.98	18.12	17.60	18.41
6	16.61	17.36	17.53	17.01	17.86	17.65	23.54
7	16.64	18.14	19.42	16.71	18.64	17.61	19.63
8	16.62	19.88	17.93	20.54	20.49	17.54	18.67
9	16.50	21.06	18.23	17.51	18.26	18.03	
10	17.91	17.64	18.12	16.87	18.65	19.11	
11	16.64	26.53	18.24	16.56	17.77	17.78	
12	16.29	19.68	18.70	17.24	17.50	17.62	
13	16.24	18.39	18.28	17.55	17.67	18.29	
14	16.65	17.58	18.42	16.95	26.61	17.61	
15	16.49	18.05	19.88	18.92	19.17	17.78	
16	16.31		18.54	17.43	18.12	17.82	
17	16.51		18.83	17.25		17.65	
18	16.37			17.27			
19							

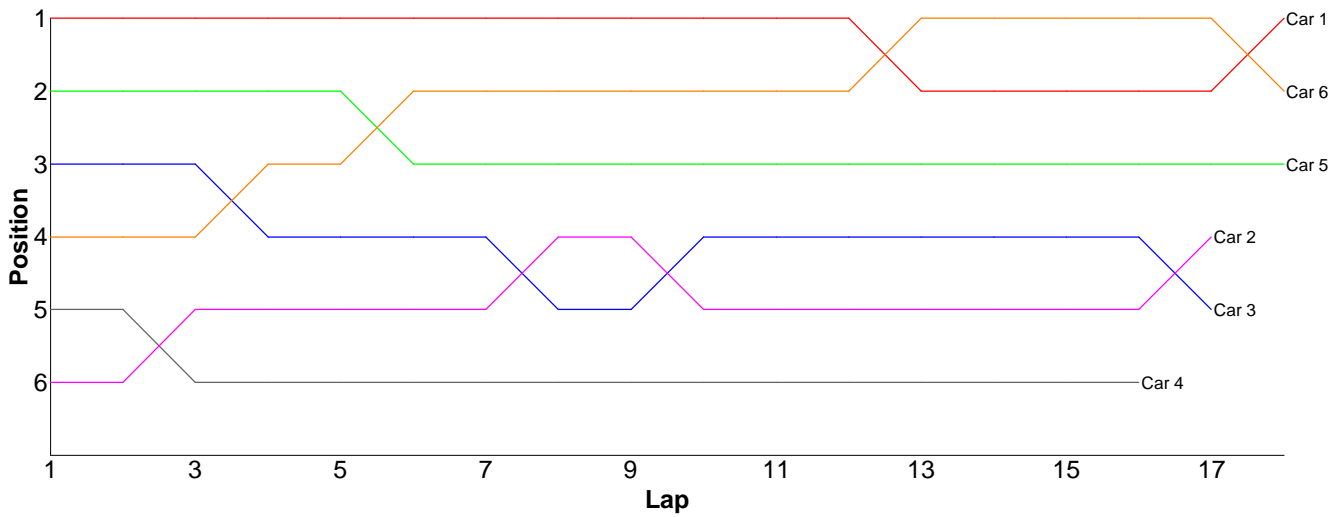


## Heat 5 - Round 2 (13.5 Stock)

Pos	Car	Form	Name	Member Type	Car Make	Result	Ave	Best
1	1	F2	Kevin Bissell	2010	Xray	18 / 302.50	16.80	16.22
2	6	F2	Chris Graco	2010	Xray	18 / 305.63	16.97	16.18
3	5	F2	Kieran Stokes (J)	2010	Xray	18 / 315.75	17.54	16.51
4	2	F2	Jon Wilkins	2010	Schumacher	17 / 305.60	17.97	16.08
5	3	F2	Neil Pilkington	2010	Hot Bodies	17 / 305.99	17.99	16.81
6	4	F2	Ian Cairns	2010	Schumacher	16 / 309.05	19.31	17.47

Lap	Car 1	Car 2	Car 3	Car 4	Car 5	Car 6
-----	-------	-------	-------	-------	-------	-------

1	16.22	19.78	17.59	18.44	17.53	18.06
2	16.48	21.10	17.61	18.78	16.69	17.25
3	16.84	17.08	16.81	21.03	16.72	16.78
4	16.22	16.78	17.23	19.15	16.51	16.44
5	16.58	16.71	17.73	19.81	16.75	16.45
6	16.92	16.95	17.62	18.23	18.80	16.35
7	17.07	16.10	17.19	18.09	16.97	16.62
8	16.71	16.08	21.33	17.47	17.11	17.54
9	16.42	16.44	19.92	18.25	17.73	16.32
10	16.53	25.45	18.05	20.55	17.39	16.18
11	17.26	23.67	17.86	18.89	23.44	16.24
12	17.42	16.72	18.62	25.45	17.14	16.46
13	17.12	16.09	17.10	19.02	16.59	16.56
14	16.53	17.38	17.28	18.02	16.71	16.37
15	17.30	16.36	17.45	18.05	16.81	16.30
16	17.14	16.51	17.83	19.82	17.22	16.26
17	16.98	16.40	18.77		17.66	17.17
18	16.76				17.98	22.28
19						

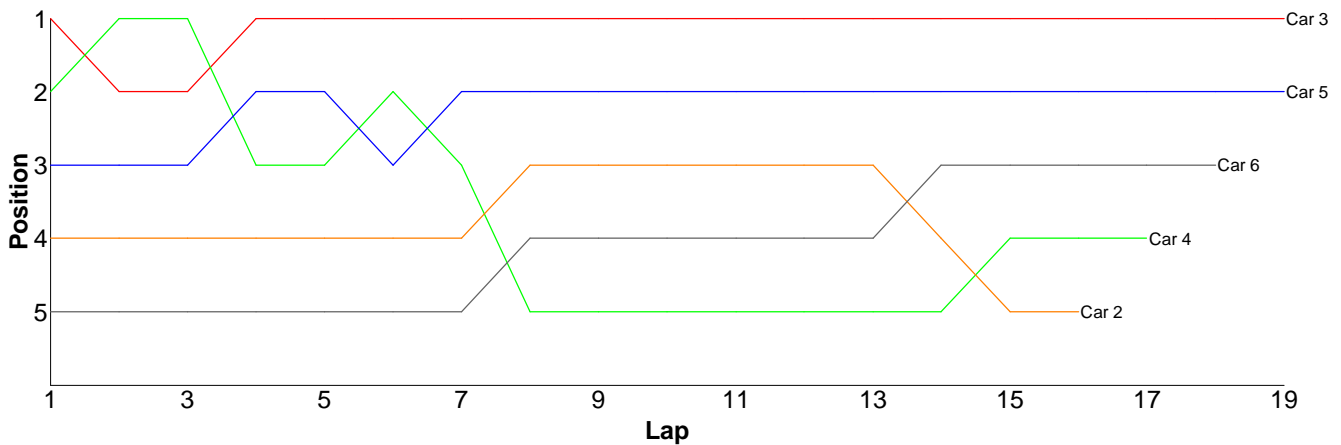


## Heat 6 - Round 2 (13.5 Stock)

Pos	Car	Form	Name	Member Type	Car Make	Result	Ave	Best
1	3	F1	Dominic Skinner	2010	Tamiya	19 / 300.48	15.81	15.38
2	5	F2	Nick Adams	2010	Xray	19 / 309.32	16.28	15.63
3	6	F1	James Davis	2010	Tamiya	18 / 309.26	17.18	16.16
4	4	F1	David Clift	2010	Schumacher	17 / 303.85	17.87	15.77
5	2	F1	Remo Casadei	2010	Schumacher	16 / 301.89	18.86	15.96
6	1	F1	Ben Cane	2010	Schumacher	0 / 0.00	0.00	0.00

Lap	Car 1	Car 2	Car 3	Car 4	Car 5	Car 6
-----	-------	-------	-------	-------	-------	-------

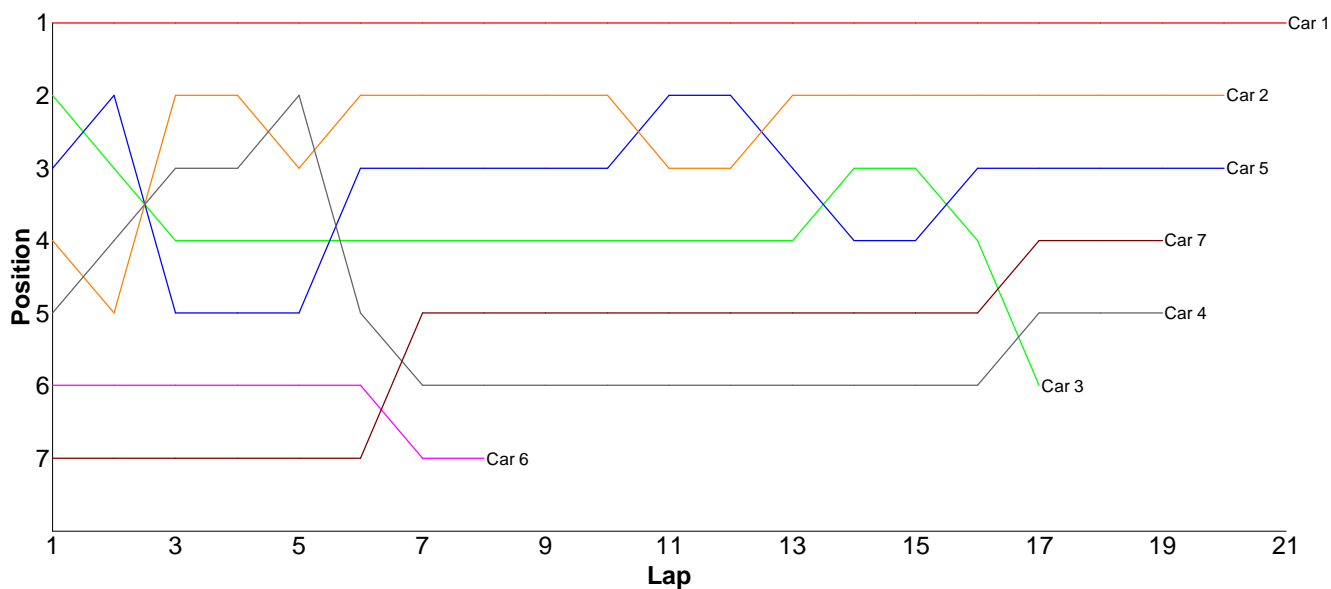
1		20.92	15.64	16.37	20.62	23.84
2		16.27	17.52	15.78	15.66	16.82
3		16.48	15.65	16.11	16.01	16.44
4		15.96	15.50	20.91	16.02	16.84
5		16.18	15.55	15.77	16.12	16.70
6		17.75	15.59	16.33	16.89	18.83
7		16.96	15.86	17.03	16.06	16.36
8		16.99	15.38	30.25	15.87	16.62
9		16.18	15.68	23.72	15.96	16.73
10		16.09	15.61	16.93	16.94	16.37
11		16.61	15.56	15.86	16.32	16.51
12		16.56	15.82	16.01	15.89	16.16
13		21.14	15.52	16.75	16.04	16.21
14		19.72	15.97	17.63	15.63	17.82
15		27.82	15.96	16.03	15.67	17.62
16		30.26	15.50	16.01	15.95	16.52
17			15.92	16.36	15.84	16.33
18			16.16		16.05	16.54
19			16.09		15.78	
20						



# Heat 7 - Round 2 (10.5 ProStk)

Pos	Car	Form	Name	Member Type	Car Make	Result	Ave	Best
1	1	F1	Glen Westwood	2010	Xray	21 / 308.59	14.69	14.34
2	2	F1	Mark Sadler	V10	Xray	20 / 304.87	15.24	14.89
3	5		Tim Langdell	V10	Schumacher	20 / 314.70	15.73	14.67
4	7	F2	Daniel Horton	2010	Schumacher	19 / 308.83	16.25	15.58
5	4	F2	Kieran Clift (J)	2010	Xray	19 / 313.08	16.47	14.87
6	3	F1	Jamie Vassallo	2010	Schumacher	17 / 283.44	16.67	15.19
7	6		Phil Williams	2010	Schumacher	8 / 137.75	17.21	15.41

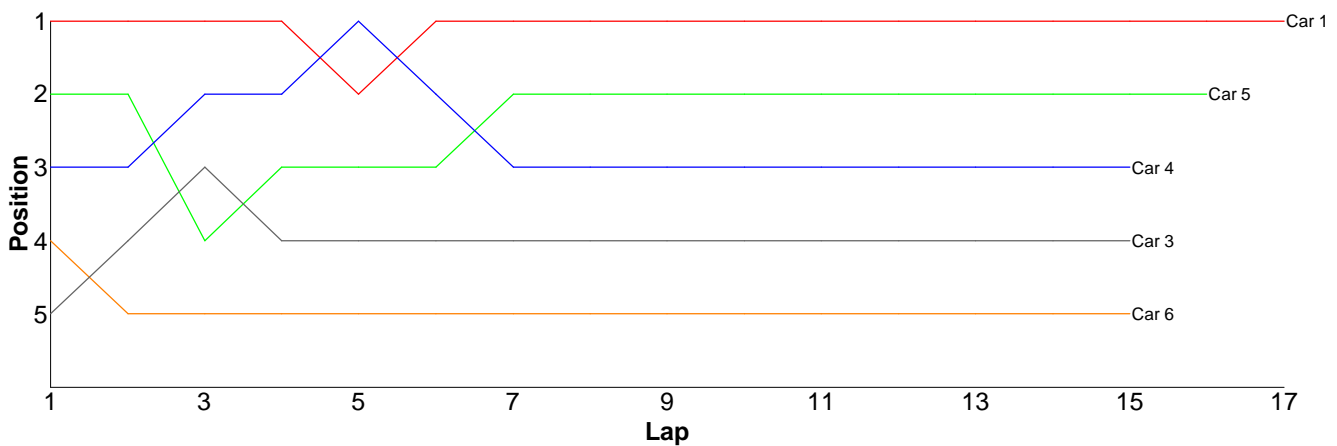
Lap	Car 1	Car 2	Car 3	Car 4	Car 5	Car 6	Car 7
1	14.45	15.79	15.38	16.08	15.41	16.24	17.57
2	14.63	15.45	15.82	15.15	15.38	16.02	16.53
3	14.56	15.29	15.82	15.46	16.42	15.66	15.63
4	14.54	15.01	15.75	14.92	16.15	15.78	15.90
5	14.44	15.12	15.67	14.94	15.28	15.41	15.58
6	14.34	15.27	15.50	19.64	15.05	17.93	16.78
7	15.46	15.44	15.38	18.56	14.67	22.76	16.11
8	14.73	15.15	15.19	15.68	15.17	17.95	15.59
9	14.64	15.50	15.21	17.06	15.05		15.65
10	14.50	15.43	15.20	16.70	15.03		15.71
11	14.79	15.31	15.36	17.28	15.01		17.77
12	14.64	15.20	15.42	15.41	14.96		16.01
13	14.57	15.25	15.41	15.27	15.75		15.97
14	14.73	15.22	15.43	20.23	20.03		16.45
15	14.84	15.23	16.44	14.87	15.15		15.73
16	14.73	14.89	19.84	17.03	15.00		16.46
17	14.60	14.91	30.62	16.06	15.12		17.29
18	14.61	15.12		17.17	17.13		16.02
19	14.79	15.23		15.57	17.17		16.08
20	14.88	15.06			15.77		
21	15.12						
22							



## Heat 8 - Round 2 (<GT>)

Pos	Car	Form	Name	Class	Member Type	Car Make	Result	Ave	Best
1	1		Nigel Moss	GT1	2010	CRC	17 / 316.66	18.62	17.49
2	5		Dave Skelton	GT1	2010	Associated	16 / 303.76	18.98	17.43
3	4		Scott Adderson	GT3	2010	HPI	15 / 303.93	20.26	18.11
4	3		Dave Tims	GT2	2010	Associated	15 / 304.40	20.29	17.72
5	6		David Chieng	GT3	2010	Tamiya	15 / 309.85	20.65	19.04
=6	2		Jon Wilkins	GT3	2010	Associated	0 / 0.00	0.00	0.00
=6	7		Daniel Dowling	GTP / F1	V10	Tamiya	0 / 0.00	0.00	0.00

Lap	Car 1	Car 2	Car 3	Car 4	Car 5	Car 6	Car 7
1	17.81		22.86	18.96	17.95	21.00	
2	17.64		18.03	19.24	17.51	23.43	
3	18.06		18.71	18.11	24.59	20.61	
4	17.93		24.51	18.76	18.05	20.65	
5	25.00		18.22	19.26	18.37	19.04	
6	17.74		20.25	20.35	18.86	20.67	
7	17.84		18.13	22.90	17.65	19.69	
8	17.63		18.20	19.13	18.32	21.89	
9	17.64		17.72	18.69	17.43	20.18	
10	17.49		19.06	19.30	17.47	20.20	
11	17.53		25.87	21.35	17.55	20.53	
12	17.92		18.25	18.63	23.40	21.41	
13	20.32		20.55	19.47	17.65	21.24	
14	20.50		22.47	28.43	17.72	19.90	
15	19.06		21.57	21.35	22.51	19.41	
16	18.35				18.73		
17	18.20						
18							

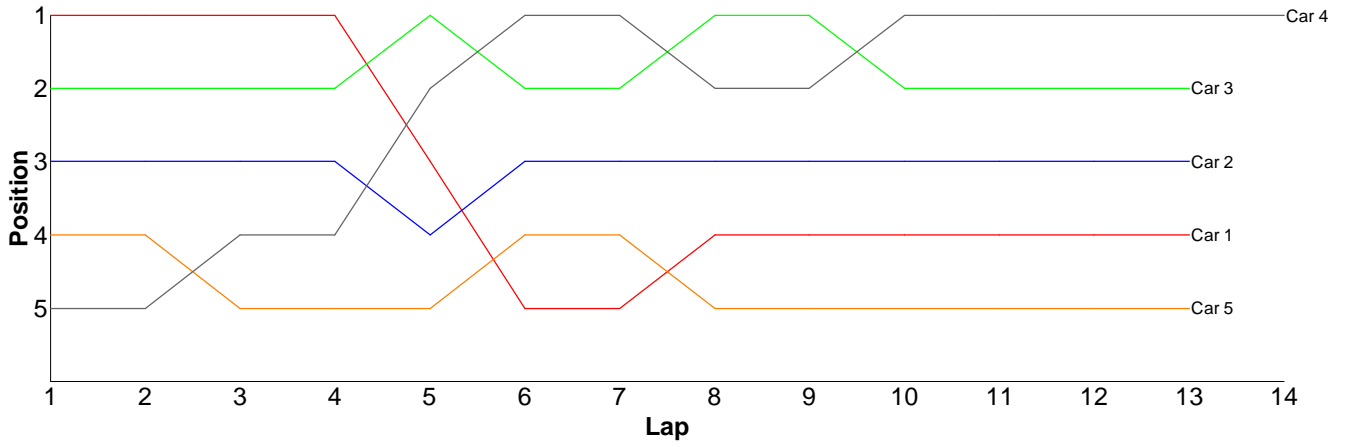


## Heat 1 - Round 3 (Bikes)

Pos	Car	Form	Name	Member Type	Car Make	Result	Ave	Best
1	4	F1	Matt Tims	2010		14 / 320.74	22.91	21.48
2	3	F1	Andy Carless	2010		13 / 301.92	23.22	22.86
3	2	F1	Steve Leake	2010		13 / 303.47	23.34	22.88
4	1	F1	Simon Lancaster	V10		13 / 304.14	23.39	21.44
5	5	F1	Scott Adderson	2010		13 / 319.26	24.55	23.17

Lap	Car 1	Car 2	Car 3	Car 4	Car 5
1	21.44	23.64	23.00	27.60	24.26
2	22.13	23.62	23.62	23.17	24.85
3	22.40	23.89	23.24	22.29	24.20

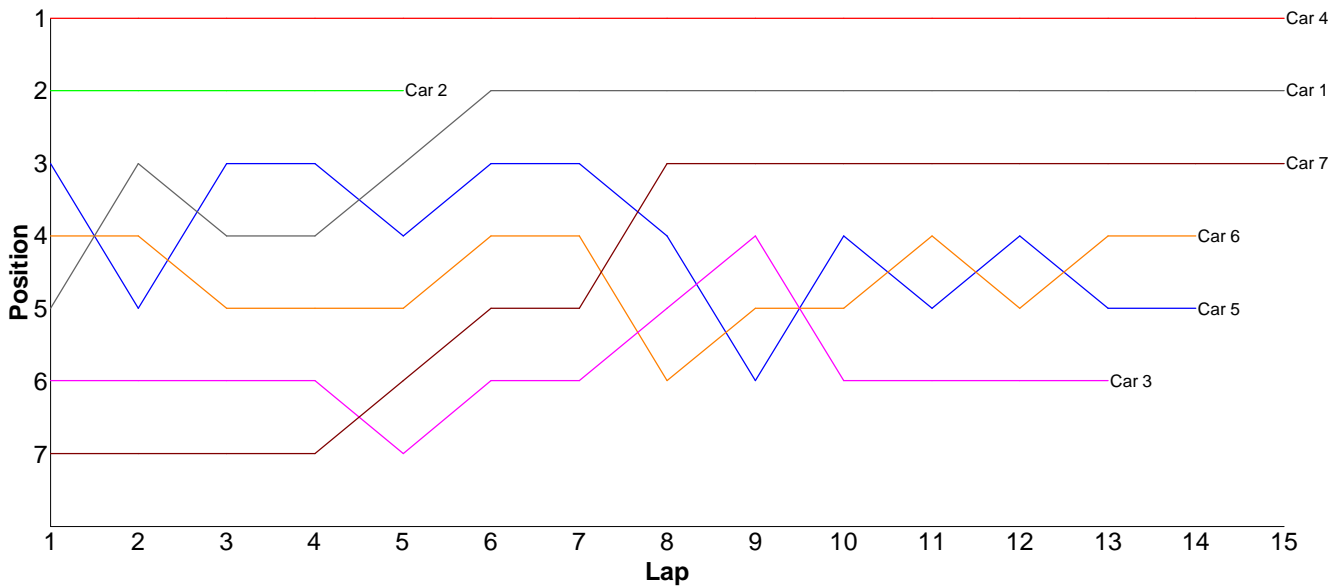
4	21.62	23.29	23.21	21.73	24.37
5	29.49	23.08	22.96	21.70	23.88
6	31.22	23.30	23.03	22.32	24.03
7	22.16	22.88	23.33	21.69	23.47
8	22.41	23.73	23.05	26.90	29.13
9	22.26	23.30	22.86	21.69	23.17
10	22.11	23.21	23.34	21.48	25.51
11	22.55	23.01	23.66	22.77	24.02
12	22.56	23.49	23.49	22.25	23.88
13	21.79	23.03	23.13	22.55	24.49
14				22.60	
15					



## Heat 2 - Round 3 (17.5 Sport)

Pos	Car	Form	Name	Member Type	Car Make	Result	Ave	Best
1	4	F2	Bradley Killick (J)	2010	Xray	15 / 306.94	20.46	19.55
2	1	F2	Mick Barnes	2010	Xray	15 / 313.30	20.88	18.71
3	7		Chris Howard	2010	Schumacher	15 / 318.01	21.20	19.60
4	6		Gareth Harding	2010	Hot Bodies	14 / 312.01	22.28	20.50
5	5	F2	David Chieng	2010	Tamiya	14 / 317.54	22.68	20.06
6	3	F2	Jason Elliot	V10	Associated	13 / 300.39	23.10	20.16
7	2	F2	Matthew Mills (J)	2010	Xray	5 / 109.92	21.98	19.91

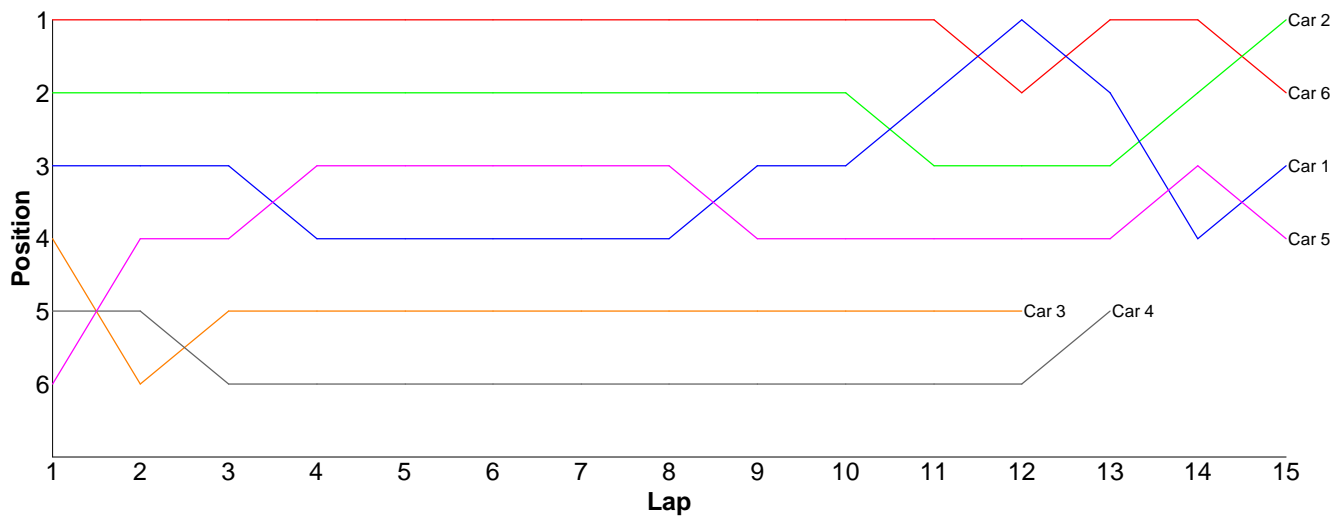
Lap	Car 1	Car 2	Car 3	Car 4	Car 5	Car 6	Car 7
1	25.94	22.18	28.35	19.93	23.41	24.75	31.47
2	21.90	22.76	24.44	20.67	25.32	23.28	22.77
3	21.90	20.32	23.27	19.74	20.43	21.89	22.04
4	21.74	19.91	20.16	20.09	22.20	23.85	20.56
5	18.95	24.75	20.80	19.55	20.22	22.12	19.84
6	18.71		20.75	19.82	22.47	20.50	20.98
7	19.34		20.38	19.97	22.78	21.10	20.36
8	19.48		20.61	20.41	21.45	22.84	19.60
9	21.00		22.51	20.30	25.00	22.00	20.18
10	19.77		31.08	20.69	20.06	21.52	20.41
11	19.61		21.28	19.79	23.10	21.75	20.19
12	20.39		20.61	23.09	21.50	23.24	20.58
13	20.76		26.15	20.23	22.73	20.64	19.66
14	22.11			21.28	26.87	22.53	19.70
15	21.70			21.38			19.67
16							



## Heat 3 - Round 3 (13.5 Stock)

Pos	Car	Form	Name	Member Type	Car Make	Result	Ave	Best
1	2	F2	Terry Dickinson	2010	Xray	15 / 305.56	20.37	19.09
2	6		Chris Betts	V10	Schumacher	15 / 306.04	20.40	18.84
3	1	F2	Stephen Mills	2010	Schumacher	15 / 308.24	20.54	17.56
4	5		Daniel Downing	V10	Xray	15 / 308.46	20.56	19.04
5	4		Paul Dickinson	V10	Yokomo	13 / 312.44	24.03	22.44
6	3		Tony Colby	V10	Schumacher	12 / 280.12	23.34	20.47

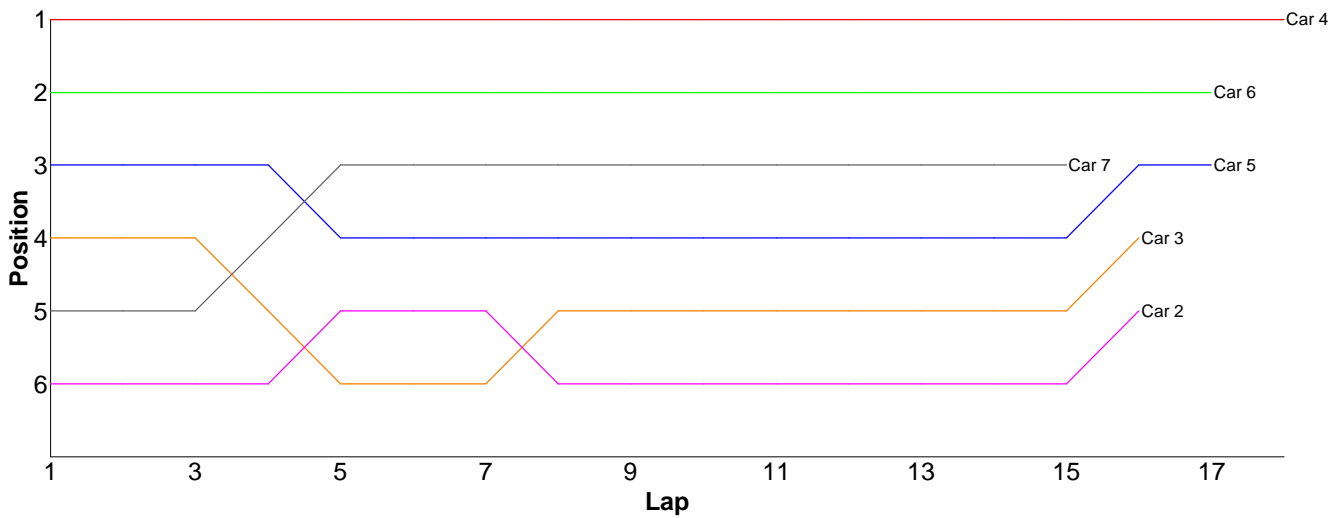
Lap	Car 1	Car 2	Car 3	Car 4	Car 5	Car 6
1	19.90	19.89	21.13	26.16	28.58	19.31
2	25.89	22.65	30.12	24.49	21.90	22.43
3	21.05	21.62	22.50	24.40	21.51	19.79
4	27.29	21.85	25.83	24.67	19.66	18.84
5	21.89	19.24	20.99	23.61	19.48	19.91
6	17.98	19.32	20.47	23.73	19.04	19.95
7	17.56	19.11	20.91	22.69	19.74	20.72
8	17.71	20.53	27.01	22.44	19.23	19.14
9	18.02	19.22	20.97	22.86	20.84	20.13
10	18.00	19.19	22.54	23.67	19.96	20.16
11	17.98	26.03	23.45	23.18	19.60	20.11
12	17.62	19.57	24.20	23.92	19.34	20.44
13	21.31	19.15		26.62	19.57	19.42
14	27.67	19.10			19.87	21.27
15	18.37	19.09			20.14	24.42
16						



# Heat 4 - Round 3 (13.5 Stock)

Pos	Car	Form	Name	Member Type	Car Make	Result	Ave	Best
1	4	F2	Neil Talbot	2010	Xray	18 / 310.12	17.22	16.42
2	6		Gerald Page	2010	Tamiya	17 / 300.73	17.69	17.15
3	5	F2	Scott Stokes	2010	Xray	17 / 315.22	18.54	17.34
4	3	F2	Andrew Mills	2010	Xray	16 / 315.27	19.70	17.88
5	2	F2	Robin Francis	2010	Xray	16 / 317.18	19.82	18.14
6	7		Jose Jimenez	2009xx	Hot Bodies	15 / 277.01	18.46	17.57
7	1	F2	Brian Killick	2010	Xray	0 / 0.00	0.00	0.00

Lap	Car 1	Car 2	Car 3	Car 4	Car 5	Car 6	Car 7
1		20.07	18.57	16.43	18.41	17.89	18.74
2		20.04	18.07	16.78	17.84	17.87	18.11
3		18.14	17.94	17.11	17.93	17.85	18.32
4		19.79	18.42	18.70	18.17	17.24	17.61
5		18.42	26.53	16.83	22.82	17.53	18.10
6		21.63	25.58	16.42	18.32	17.36	18.57
7		22.22	18.38	16.91	17.76	17.57	18.28
8		21.55	17.88	16.99	18.31	17.90	19.09
9		21.13	18.09	18.30	21.24	17.26	18.61
10		20.71	18.06	16.71	17.85	17.15	18.35
11		18.94	18.81	16.97	18.01	17.62	18.21
12		19.00	19.19	17.40	18.07	17.16	18.46
13		18.24	19.51	16.77	19.38	17.15	17.57
14		19.39	22.51	16.96	17.34	18.84	19.09
15		19.12	19.27	17.49	17.93	17.85	19.90
16		18.79	18.46	19.03	17.66	18.88	
17				17.11	18.18	17.61	
18				17.21			
19							

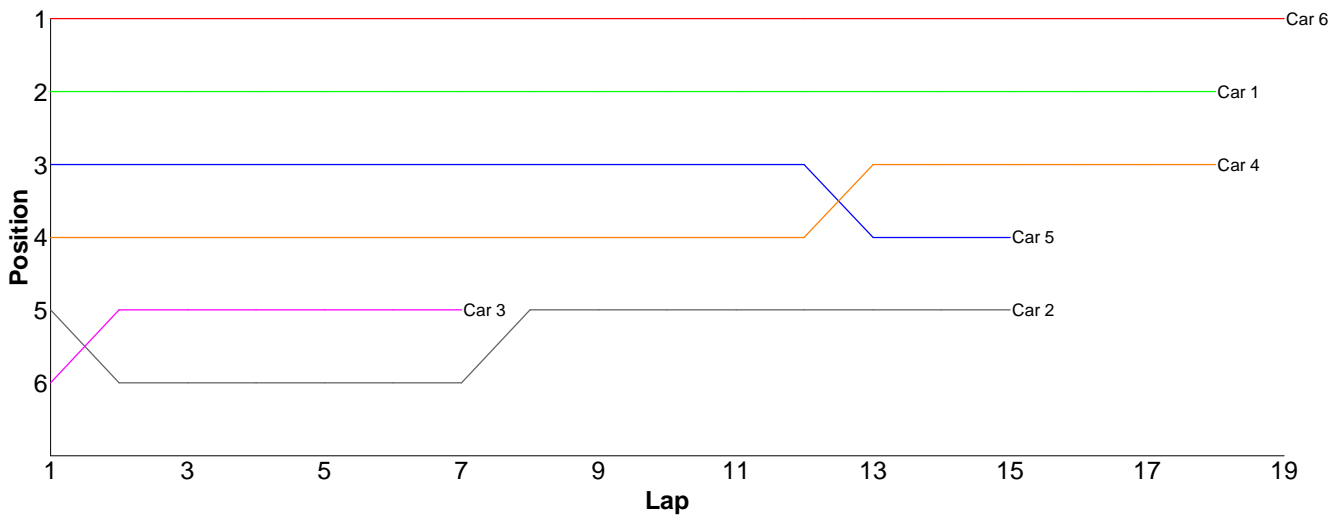


## Heat 5 - Round 3 (13.5 Stock)

Pos	Car	Form	Name	Member Type	Car Make	Result	Ave	Best
1	6	F2	Chris Graco	2010	Xray	19 / 310.96	16.36	15.87
2	1	F2	Kevin Bissell	2010	Xray	18 / 305.44	16.96	16.41
3	4	F2	Ian Cairns	2010	Schumacher	18 / 317.59	17.64	16.97
4	5	F2	Kieran Stokes (J)	2010	Xray	15 / 266.38	17.75	17.01
5	2	F2	Jon Wilkins	2010	Schumacher	15 / 307.31	20.48	16.32
6	3	F2	Neil Pilkington	2010	Hot Bodies	7 / 146.05	20.86	17.22

Lap	Car 1	Car 2	Car 3	Car 4	Car 5	Car 6
-----	-------	-------	-------	-------	-------	-------

1	17.43	18.81	20.27	18.28	17.59	17.16
2	16.84	65.20	17.53	17.63	17.69	16.58
3	17.09	17.17	20.90	18.39	17.16	16.46
4	17.25	17.17	20.16	19.53	17.53	16.31
5	18.20	17.26	17.22	17.82	17.38	15.97
6	17.16	16.32	24.76	17.49	20.95	15.87
7	16.58	16.46	25.21	17.35	17.44	16.31
8	16.58	17.10		17.97	17.17	15.97
9	17.10	17.28		16.97	17.29	16.37
10	16.84	17.29		16.99	17.23	16.11
11	16.41	16.69		17.16	17.01	16.38
12	16.88	16.54		17.64	18.22	16.18
13	16.84	17.18		17.19	17.98	16.32
14	16.59	18.12		17.02	18.12	15.91
15	17.23	18.72		17.53	17.62	16.05
16	16.69			17.46		16.38
17	16.81			17.39		17.14
18	16.92			17.78		16.75
19						16.74
20						

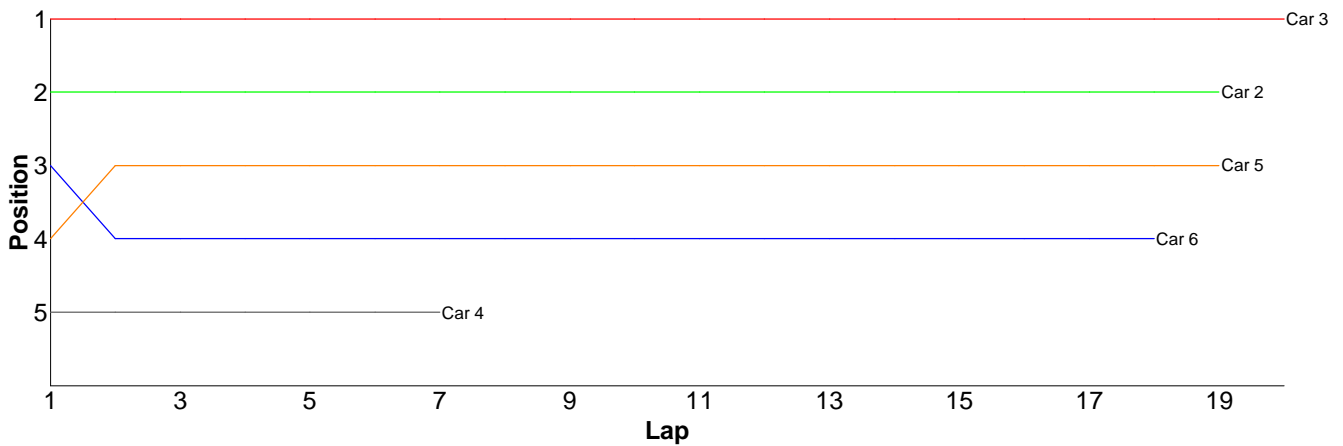


## Heat 6 - Round 3 (13.5 Stock)

Pos	Car	Form	Name	Member Type	Car Make	Result	Ave	Best
1	3	F1	Dominic Skinner	2010	Tamiya	20 / 314.27	15.71	15.25
2	2	F1	Remo Casadei	2010	Schumacher	19 / 304.48	16.02	15.61
3	5	F2	Nick Adams	2010	Xray	19 / 309.70	16.30	15.47
4	6	F1	James Davis	2010	Tamiya	18 / 304.14	16.89	16.37
5	4	F1	David Clift	2010	Schumacher	7 / 123.27	17.61	16.16
6	1	F1	Ben Cane	2010	Schumacher	0 / 0.00	0.00	0.00

Lap	Car 1	Car 2	Car 3	Car 4	Car 5	Car 6
-----	-------	-------	-------	-------	-------	-------

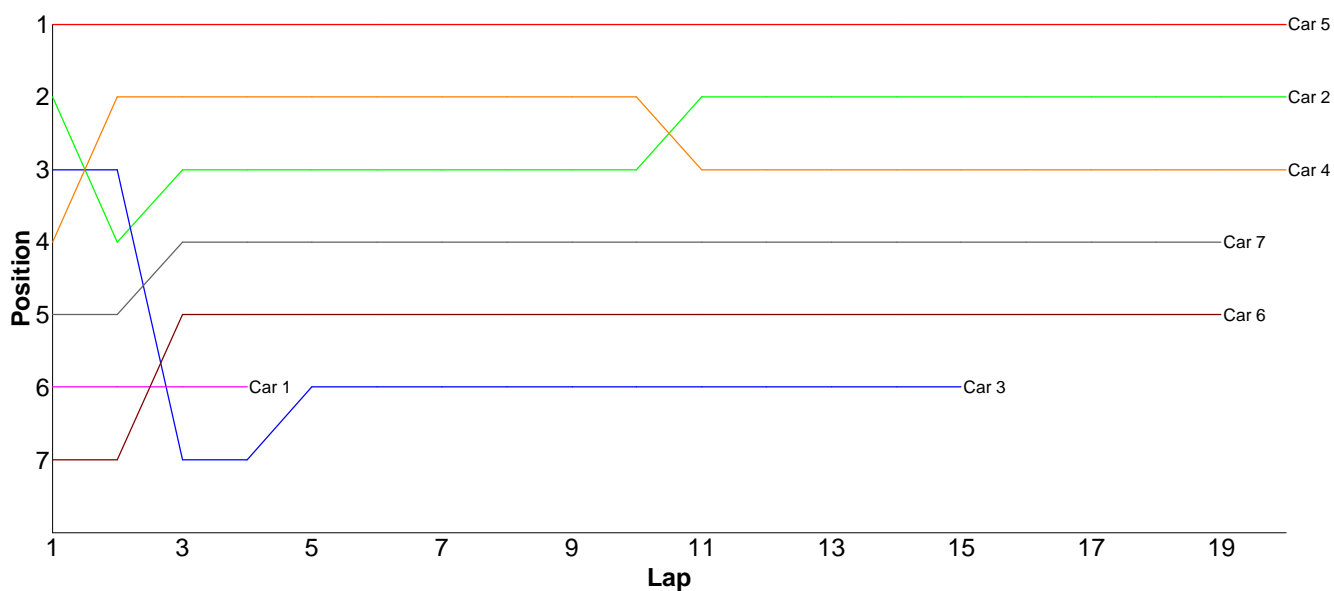
1		15.90	15.63	20.93	18.43	18.32
2		16.06	15.46	16.73	16.15	17.15
3		16.09	15.35	16.31	15.96	16.44
4		15.62	16.39	16.19	15.47	16.77
5		17.73	15.86	18.00	17.09	17.16
6		15.61	15.58	18.95	15.86	16.66
7		15.71	15.52	16.16	16.70	16.97
8		15.81	15.78		16.17	16.52
9		15.89	15.63		15.67	16.77
10		16.10	15.46		15.81	17.46
11		16.13	15.92		16.13	17.07
12		15.94	16.20		16.15	16.78
13		15.92	15.90		19.06	16.88
14		16.42	16.26		15.94	16.71
15		16.18	15.82		15.89	16.67
16		15.73	15.65		15.52	16.37
17		15.67	15.46		15.96	16.68
18		15.82	15.25		16.01	16.76
19		16.15	15.64		15.73	
20			15.51			
21						



# Heat 7 - Round 3 (10.5 ProStk)

Pos	Car	Form	Name	Member Type	Car Make	Result	Ave	Best
1	5		Tim Langdell	V10	Schumacher	20 / 309.19	15.45	15.04
2	2	F1	Mark Sadler	V10	Xray	20 / 310.59	15.52	14.98
3	4	F2	Kieran Clift (J)	2010	Xray	20 / 310.60	15.53	14.95
4	7	F2	Daniel Horton	2010	Schumacher	19 / 300.32	15.80	15.38
5	6		Phil Williams	2010	Schumacher	19 / 315.48	16.60	15.46
6	3	F1	Jamie Vassallo	2010	Schumacher	15 / 307.66	20.51	15.63
7	1	F1	Glen Westwood	2010	Xray	4 / 73.10	18.27	17.50

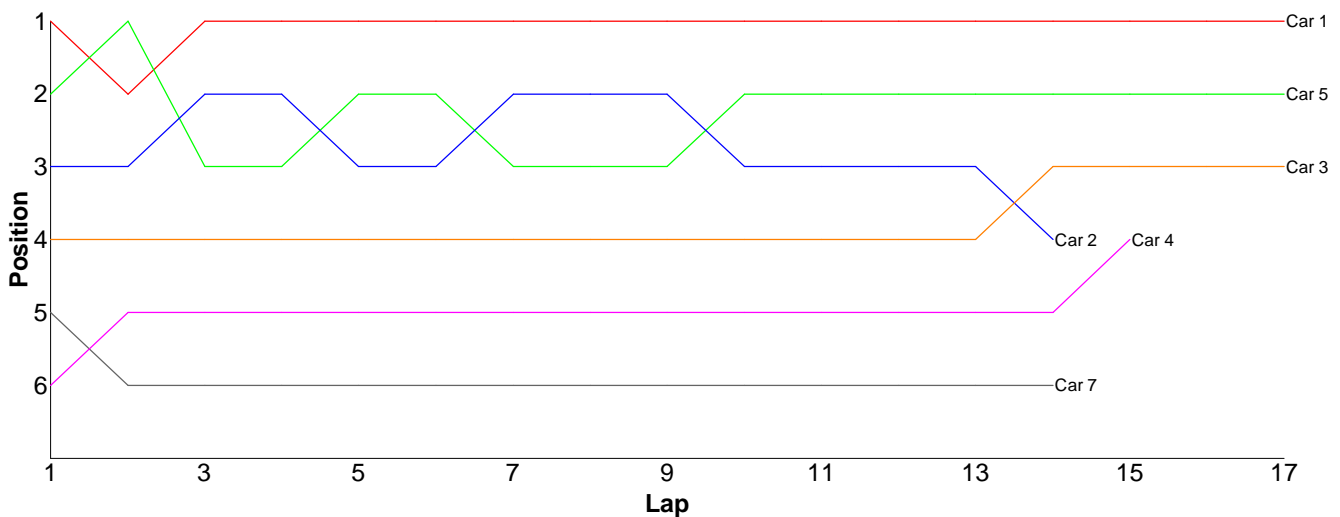
Lap	Car 1	Car 2	Car 3	Car 4	Car 5	Car 6	Car 7
1	18.45	15.91	15.93	15.98	15.04	21.14	16.65
2	18.70	15.92	15.74	15.42	15.16	17.27	17.14
3	18.45	15.90	63.39	15.24	15.16	16.05	16.09
4	17.50	15.29	17.74	15.21	15.36	16.23	15.80
5		15.39	21.19	15.75	15.37	16.54	15.56
6		15.17	19.31	15.53	15.51	17.16	15.76
7		15.40	18.13	15.31	15.34	16.39	15.82
8		15.01	17.47	15.15	15.58	19.27	15.80
9		18.19	15.63	15.39	15.14	15.88	15.83
10		15.52	15.86	15.12	15.24	15.52	15.85
11		15.20	15.89	19.59	15.08	15.68	15.45
12		15.40	15.95	15.62	15.39	15.46	15.71
13		15.02	16.88	15.12	15.41	16.20	15.50
14		14.98	16.16	15.10	17.95	15.64	15.40
15		15.30	22.39	15.34	15.55	15.62	15.43
16		15.40		15.14	15.34	15.96	15.67
17		15.22		15.06	15.28	15.83	15.38
18		15.69		15.17	15.31	17.16	15.74
19		15.45		15.41	15.57	16.48	15.74
20		15.23		14.95	15.41		
21							



## Heat 8 - Round 3 (<GT>)

Pos	Car	Form	Name	Class	Member Type	Car Make	Result	Ave	Best
1	1		Nigel Moss	GT1	2010	CRC	17 / 312.36	18.37	17.64
2	5		Dave Skelton	GT1	2010	Associated	17 / 313.05	18.41	17.39
3	3		Dave Tims	GT2	2010	Associated	17 / 321.01	18.88	17.74
4	4		Scott Adderson	GT3	2010	HPI	15 / 307.89	20.52	18.76
5	2		Jon Wilkins	GT3	2010	Associated	14 / 271.18	19.37	17.92
6	7		Daniel Dowling	GTP / F1	V10	Tamiya	14 / 315.77	22.55	21.06
7	6		David Chieng	GT3	2010	Tamiya	0 / 0.00	0.00	0.00

Lap	Car 1	Car 2	Car 3	Car 4	Car 5	Car 6	Car 7
1	18.06	19.37	22.82	26.12	18.16		22.84
2	18.37	18.61	17.86	19.96	18.13		23.81
3	18.31	18.25	18.30	18.76	20.53		22.55
4	18.52	18.14	22.51	19.34	18.04		21.41
5	17.64	20.73	19.51	18.96	17.81		21.28
6	18.21	19.04	18.11	19.27	17.83		24.63
7	17.68	18.02	17.89	19.86	21.99		21.06
8	18.61	17.92	17.74	20.05	18.27		21.33
9	19.44	18.06	17.81	24.13	17.39		21.64
10	18.95	18.19	17.89	19.59	17.91		22.31
11	18.44	21.19	17.98	19.82	18.20		23.47
12	18.53	18.74	18.87	23.84	17.70		23.81
13	17.87	18.86	18.54	19.90	17.55		22.61
14	18.34	26.06	17.85	19.25	17.77		23.02
15	18.52		18.08	19.04	18.44		
16	18.62		17.95		19.19		
17	18.25		21.30		18.14		
18							

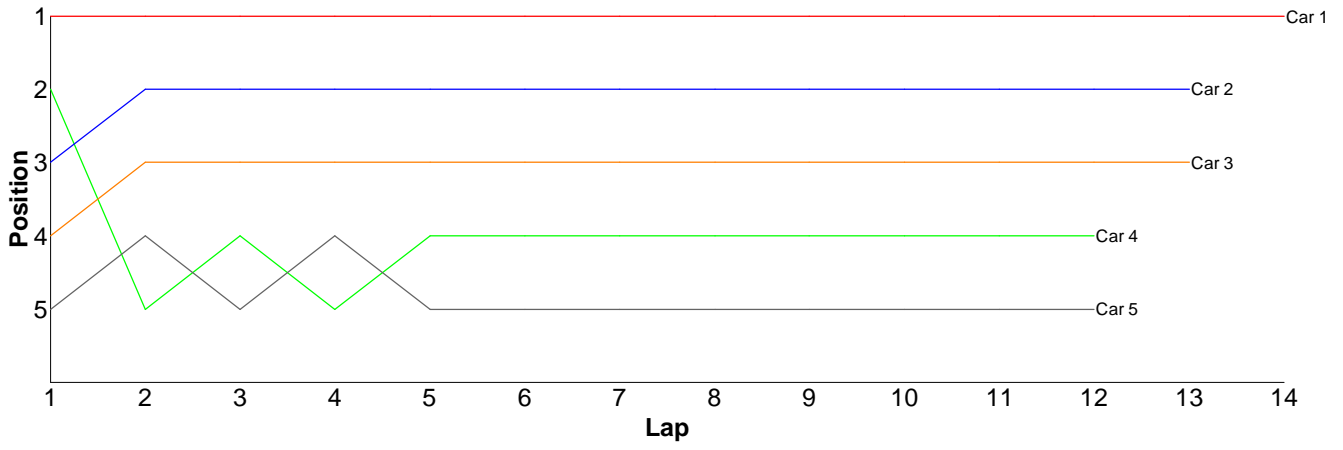


## Heat 1 - Round 4 (Bikes)

Pos	Car	Form	Name	Member Type	Car Make	Result	Ave	Best
1	1	F1	Simon Lancaster	V10		14 / 316.84	22.63	21.90
2	2	F1	Steve Leake	2010		13 / 301.69	23.20	22.68
3	3	F1	Andy Carless	2010		13 / 314.21	24.17	23.27
4	4	F1	Matt Tims	2010		12 / 300.83	25.06	20.88
5	5	F1	Scott Adderson	2010		12 / 314.02	26.16	23.93

Lap	Car 1	Car 2	Car 3	Car 4	Car 5
1	22.49	23.18	23.72	22.52	24.22

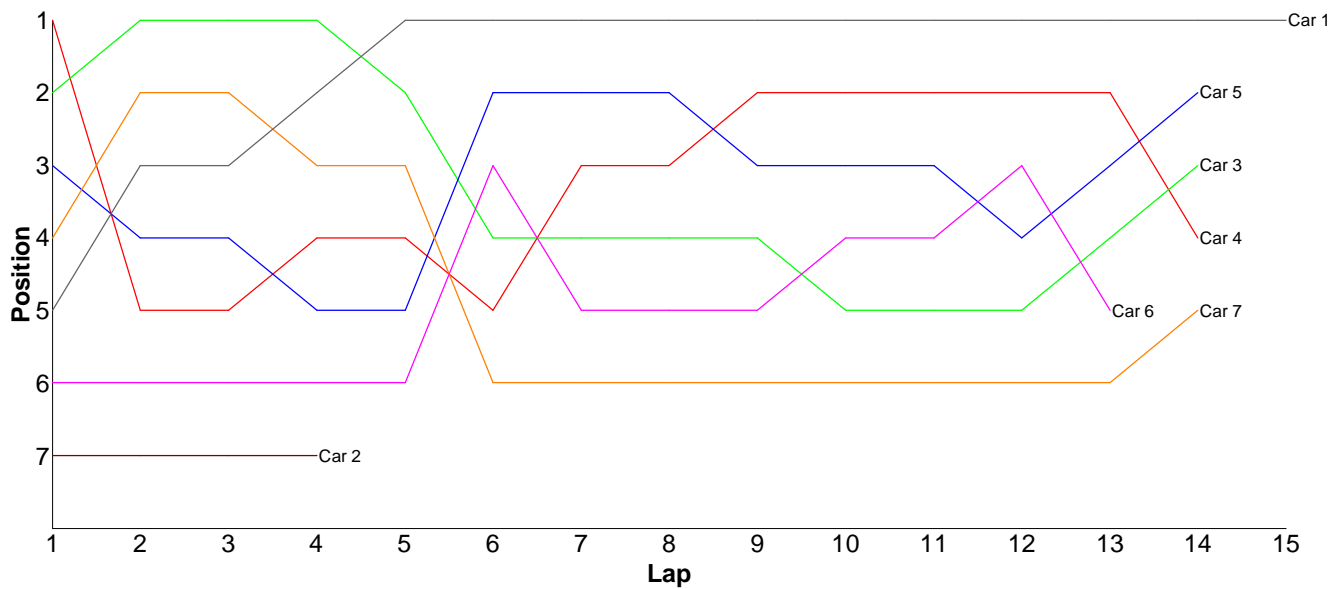
2	22.38	23.01	23.50	26.45	23.93
3	21.90	22.68	23.40	21.71	24.68
4	22.23	23.55	23.27	31.83	25.14
5	22.85	23.41	23.93	22.18	27.19
6	22.20	23.24	23.52	21.81	32.46
7	22.06	23.58	23.63	20.88	26.36
8	22.66	22.83	24.13	35.88	24.79
9	22.92	22.95	24.20	23.09	25.43
10	22.30	23.17	23.64	21.28	24.68
11	26.27	23.51	29.37	29.16	29.96
12	21.96	23.03	23.86	24.04	25.18
13	22.67	23.55	24.04		
14	21.95				
15					



## Heat 2 - Round 4 (17.5 Sport)

Pos	Car	Form	Name	Member Type	Car Make	Result	Ave	Best
1	1	F2	Mick Barnes	2010	Xray	15 / 306.45	20.43	19.23
2	5	F2	David Chieng	2010	Tamiya	14 / 305.54	21.82	19.75
3	3	F2	Jason Elliot	V10	Associated	14 / 306.16	21.86	19.98
4	4	F2	Bradley Killick (J)	2010	Xray	14 / 307.44	21.96	19.59
5	7		Chris Howard	2010	Schumacher	14 / 311.52	22.25	19.24
6	6		Gareth Harding	2010	Hot Bodies	13 / 289.57	22.27	20.15
7	2	F2	Matthew Mills (J)	2010	Xray	4 / 97.28	24.32	20.57

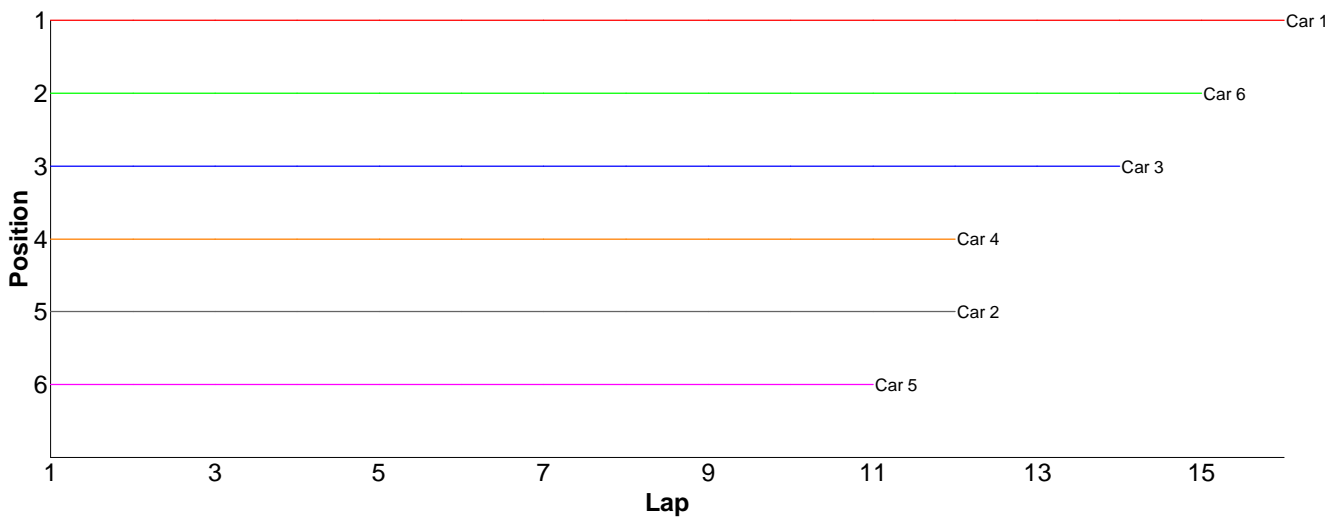
Lap	Car 1	Car 2	Car 3	Car 4	Car 5	Car 6	Car 7
1	24.86	32.07	22.39	20.54	22.70	27.02	22.78
2	19.73	20.57	20.62	27.73	22.76	21.44	20.62
3	19.51	22.63	20.51	19.88	20.40	20.21	20.48
4	19.91	22.01	20.31	19.67	24.72	22.97	20.31
5	19.51		19.98	19.59	20.30	21.15	20.13
6	19.68		31.85	28.94	21.03	21.16	47.90
7	20.40		21.34	19.76	21.09	26.07	20.05
8	19.31		20.24	19.97	21.46	22.17	19.63
9	20.42		23.73	20.11	24.03	21.46	19.24
10	20.45		23.80	19.73	20.17	20.63	20.11
11	19.23		20.62	20.14	20.09	20.32	20.02
12	19.83		20.44	20.15	26.65	20.15	20.28
13	20.03		20.03	24.69	20.39	24.82	19.97
14	19.56		20.30	26.54	19.75		20.00
15	24.02						
16							



## Heat 3 - Round 4 (13.5 Stock)

Pos	Car	Form	Name	Member Type	Car Make	Result	Ave	Best
1	1	F2	Stephen Mills	2010	Schumacher	16 / 300.75	18.79	17.69
2	6		Chris Betts	V10	Schumacher	15 / 314.11	20.94	17.87
3	3		Tony Colby	V10	Schumacher	14 / 317.50	22.67	20.67
4	4		Paul Dickinson	V10	Yokomo	12 / 313.40	26.11	22.96
5	2	F2	Terry Dickinson	2010	Xray	12 / 314.95	26.24	19.55
6	5		Daniel Downing	V10	Xray	11 / 312.57	28.41	19.13

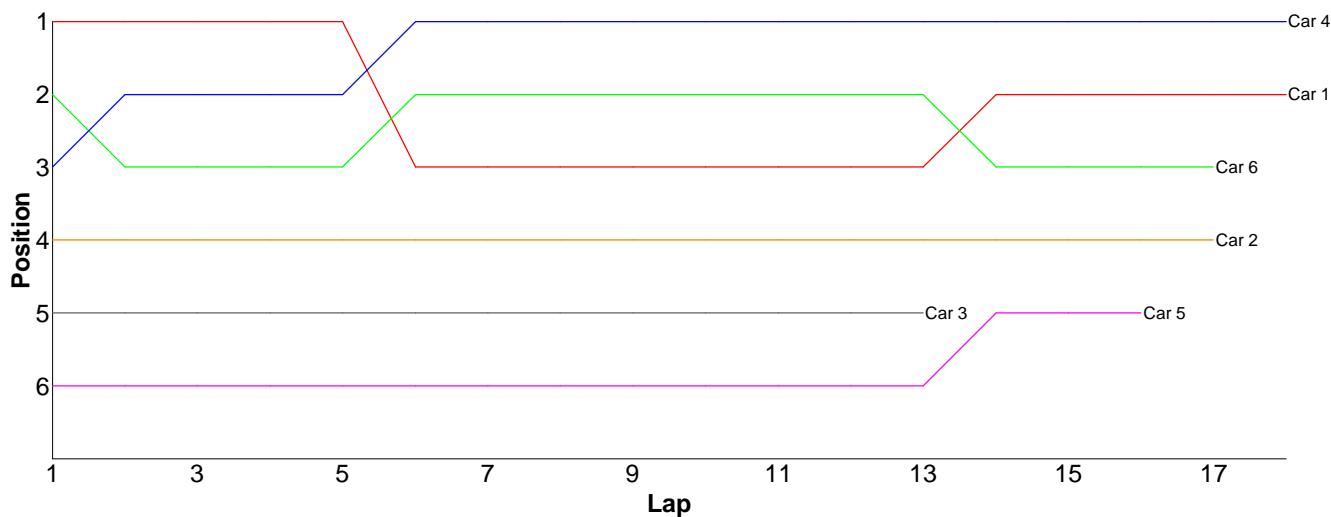
Lap	Car 1	Car 2	Car 3	Car 4	Car 5	Car 6
1	18.66	79.92	21.82	22.96	97.30	19.59
2	18.23	21.42	24.42	26.86	19.45	20.69
3	20.17	21.23	20.67	23.32	24.84	22.43
4	19.38	21.34	22.83	32.94	23.35	19.02
5	19.50	21.65	23.75	27.06	27.23	20.38
6	20.76	20.56	21.20	24.00	19.57	20.19
7	18.48	20.62	21.44	27.94	20.02	22.59
8	17.72	19.55	21.23	25.22	20.10	25.91
9	18.09	21.02	27.97	24.77	21.55	25.38
10	18.35	19.62	23.53	24.18	19.13	18.72
11	17.92	24.85	21.11	29.29	20.03	20.34
12	17.69	23.17	24.38	24.86		22.00
13	18.40		21.27			17.87
14	17.73		21.88			19.52
15	18.15					19.48
16	21.52					
17						



# Heat 4 - Round 4 (13.5 Stock)

Pos	Car	Form	Name	Member Type	Car Make	Result	Ave	Best
1	4	F2	Neil Talbot	2010	Xray	18 / 306.27	17.01	16.54
2	1	F2	Brian Killick	2010	Xray	18 / 314.04	17.44	16.21
3	6		Gerald Page	2010	Tamiya	17 / 306.13	18.00	17.06
4	2	F2	Robin Francis	2010	Xray	17 / 314.54	18.50	17.71
5	5	F2	Scott Stokes	2010	Xray	16 / 312.56	19.53	17.68
6	3	F2	Andrew Mills	2010	Xray	13 / 250.44	19.26	18.07
7	7		Jose Jimemez	2009xx	Hot Bodies	0 / 0.00	0.00	0.00

Lap	Car 1	Car 2	Car 3	Car 4	Car 5	Car 6	Car 7
1	16.92	19.61	22.68	18.87	25.36	18.18	
2	16.69	18.65	18.68	16.78	23.55	17.99	
3	16.53	17.99	18.07	16.66	19.42	17.59	
4	16.35	18.03	18.53	16.75	20.39	17.45	
5	19.20	18.30	18.69	16.89	18.46	17.37	
6	24.18	18.21	18.96	17.05	19.35	17.51	
7	16.21	18.12	18.10	16.72	18.50	17.06	
8	16.34	17.71	19.00	17.06	18.03	17.70	
9	16.65	20.52	18.49	16.74	17.77	17.43	
10	16.62	18.82	18.78	17.15	17.88	17.29	
11	19.67	18.02	18.58	17.18	18.97	17.18	
12	17.30	18.87	21.73	17.08	19.02	17.81	
13	17.57	17.94	20.15	17.13	20.97	18.74	
14	16.70	18.37		16.98	19.11	23.73	
15	17.06	19.01		16.83	18.10	17.78	
16	16.71	18.47		16.90	17.68	17.43	
17	16.78	17.90		16.96		17.89	
18	16.56			16.54			
19							

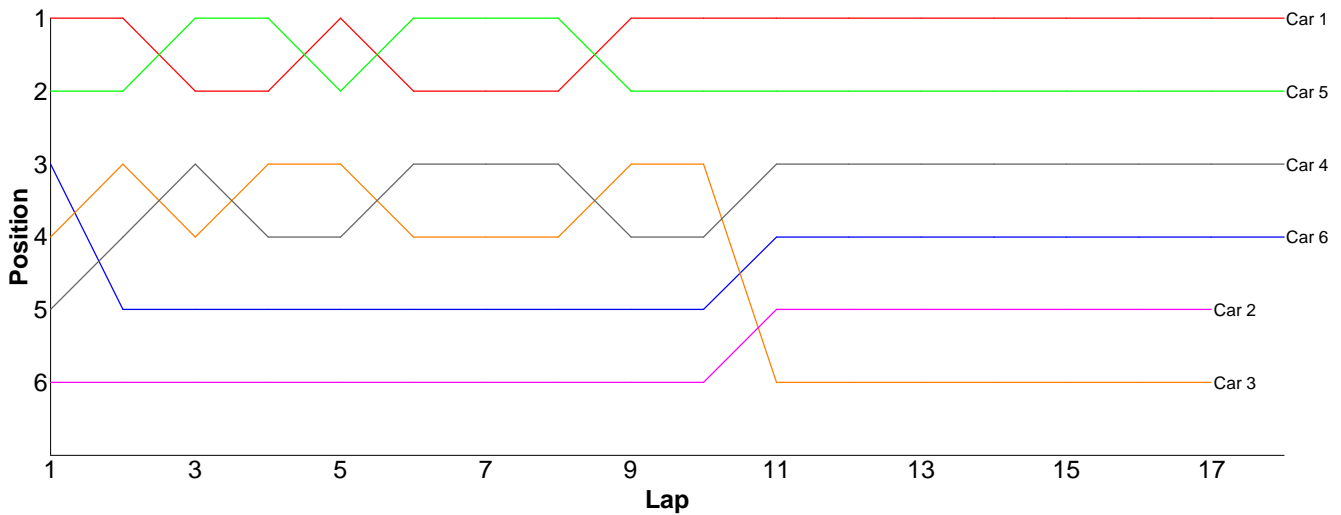


## Heat 5 - Round 4 (13.5 Stock)

Pos	Car	Form	Name	Member Type	Car Make	Result	Ave	Best
1	1	F2	Kevin Bissell	2010	Xray	18 / 307.51	17.08	16.51
2	5	F2	Kieran Stokes (J)	2010	Xray	18 / 311.22	17.29	16.39
3	4	F2	Ian Cairns	2010	Schumacher	18 / 312.00	17.33	16.77
4	6	F2	Chris Graco	2010	Xray	18 / 313.81	17.43	16.90
5	2	F2	Jon Wilkins	2010	Schumacher	17 / 300.06	17.65	16.53
6	3	F2	Neil Pilkington	2010	Hot Bodies	17 / 307.13	18.06	16.88

Lap	Car 1	Car 2	Car 3	Car 4	Car 5	Car 6
-----	-------	-------	-------	-------	-------	-------

1	16.92	19.51	18.12	18.37	17.20	17.69
2	16.51	18.51	17.83	17.73	16.63	18.49
3	16.80	18.62	17.55	17.31	16.39	17.96
4	16.78	17.17	16.92	17.31	16.72	17.32
5	16.97	17.46	17.19	16.92	17.04	16.97
6	16.87	16.71	17.15	16.77	16.77	16.90
7	16.67	16.53	16.88	16.95	16.55	18.24
8	16.59	19.71	17.37	17.31	16.52	17.30
9	16.52	16.81	17.38	17.97	16.97	17.53
10	16.62	17.15	17.31	17.23	16.52	17.11
11	16.59	16.82	23.85	17.19	16.64	17.41
12	16.84	16.82	17.98	17.20	16.75	17.08
13	16.82	17.40	21.25	17.59	16.91	17.21
14	16.70	17.27	17.96	17.12	24.23	17.28
15	17.04	16.83	17.75	17.19	17.29	17.48
16	19.71	16.85	17.74	17.51	17.35	17.32
17	16.75	19.89	16.90	17.04	17.77	17.44
18	19.81			17.29	16.97	17.08
19						

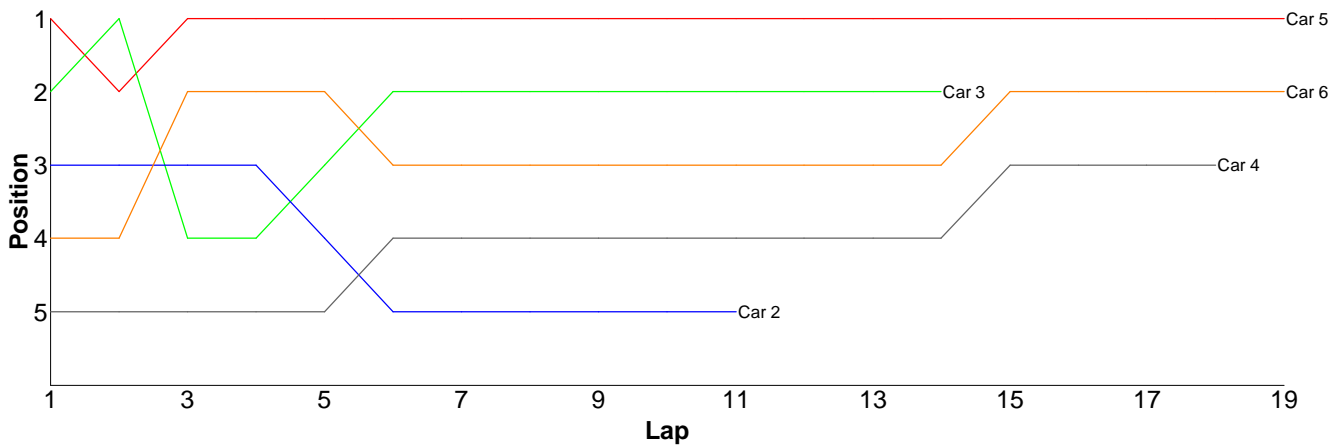


# Heat 6 - Round 4 (13.5 Stock)

Pos	Car	Form	Name	Member Type	Car Make	Result	Ave	Best
1	5	F2	Nick Adams	2010	Xray	19 / 304.34	16.01	15.52
2	6	F1	James Davis	2010	Tamiya	19 / 312.74	16.46	16.11
3	4	F1	David Clift	2010	Schumacher	18 / 307.75	17.09	15.63
4	3	F1	Dominic Skinner	2010	Tamiya	14 / 224.92	16.06	15.15
5	2	F1	Remo Casadei	2010	Schumacher	11 / 186.20	16.92	16.01
6	1	F1	Ben Cane	2010	Schumacher	0 / 0.00	0.00	0.00

**Lap Car 1 Car 2 Car 3 Car 4 Car 5 Car 6**

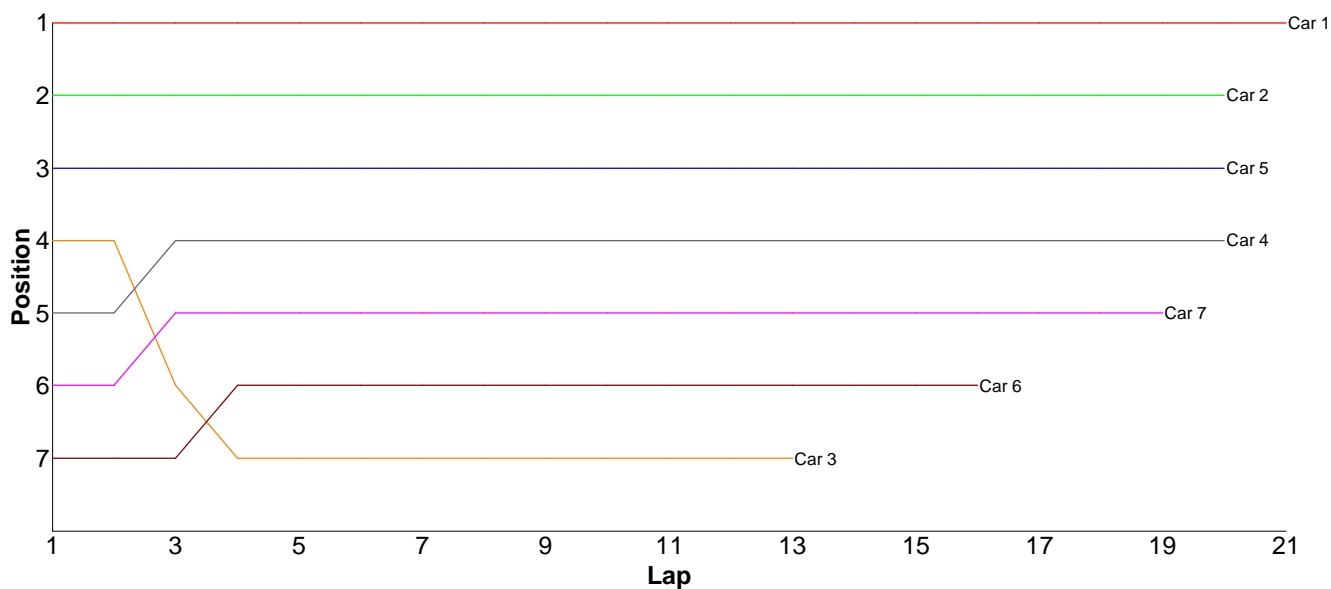
1		16.01	15.88	17.54	15.52	16.74
2		16.13	15.64	18.98	16.01	16.14
3		17.01	18.81	16.22	15.55	16.11
4		16.76	15.96	16.40	15.94	16.20
5		16.18	15.57	16.82	15.52	16.17
6		19.94	15.48	16.01	15.76	16.14
7		16.99	15.15	15.63	15.94	16.34
8		17.63	15.80	18.10	15.93	16.31
9		16.28	17.63	16.60	16.12	16.11
10		16.94	15.91	16.55	16.66	16.67
11		16.33	15.20	16.38	15.74	17.23
12			15.92	20.55	15.94	16.56
13			15.95	18.11	17.11	16.81
14			16.02	16.12	16.12	16.58
15				16.49	15.69	16.55
16				18.00	15.94	16.76
17				17.08	16.38	16.23
18				16.17	16.45	16.51
19					16.02	16.58
20						



# Heat 7 - Round 4 (10.5 ProStk)

Pos	Car	Form	Name	Member Type	Car Make	Result	Ave	Best
1	1	F1	Glen Westwood	2010	Xray	21 / 305.44	14.54	14.26
2	2	F1	Mark Sadler	V10	Xray	20 / 301.46	15.07	14.79
3	5		Tim Langdell	V10	Schumacher	20 / 305.12	15.25	14.90
4	4	F2	Kieran Clift (J)	2010	Xray	20 / 314.63	15.73	15.01
5	7	F2	Daniel Horton	2010	Schumacher	19 / 309.79	16.30	15.19
6	6		Phil Williams	2010	Schumacher	16 / 311.08	19.44	16.15
7	3	F1	Jamie Vassallo	2010	Schumacher	13 / 311.84	23.98	15.34

Lap	Car 1	Car 2	Car 3	Car 4	Car 5	Car 6	Car 7
1	14.26	14.89	16.99	17.29	15.50	38.24	18.93
2	14.43	15.03	15.34	15.75	15.67	22.43	15.84
3	14.28	14.93	29.17	15.16	15.42	20.59	16.12
4	14.40	15.11	99.71	15.37	14.98	20.42	15.91
5	14.77	14.85	16.53	15.55	15.24	18.00	17.93
6	14.44	14.79	19.59	17.55	14.90	17.50	15.94
7	14.68	15.12	17.90	17.49	15.36	17.79	15.87
8	14.47	15.10	19.03	15.02	15.22	18.76	16.60
9	14.43	15.44	15.58	15.01	14.98	20.49	15.56
10	14.54	14.96	15.43	15.70	15.46	17.28	15.65
11	14.67	14.97	15.48	16.12	14.92	16.86	15.47
12	14.47	15.02	15.71	15.29	14.99	16.43	15.53
13	14.58	15.01	15.38	15.64	15.11	16.58	16.33
14	14.33	14.96		15.29	15.20	16.50	16.32
15	14.50	14.92		15.12	15.56	17.06	15.83
16	14.53	16.02		15.39	15.12	16.15	15.19
17	14.71	15.00		15.38	15.22		15.48
18	14.90	15.27		15.86	15.68		18.96
19	14.60	15.18		15.35	15.38		16.33
20	14.90	14.89		15.30	15.21		
21	14.55						
22							

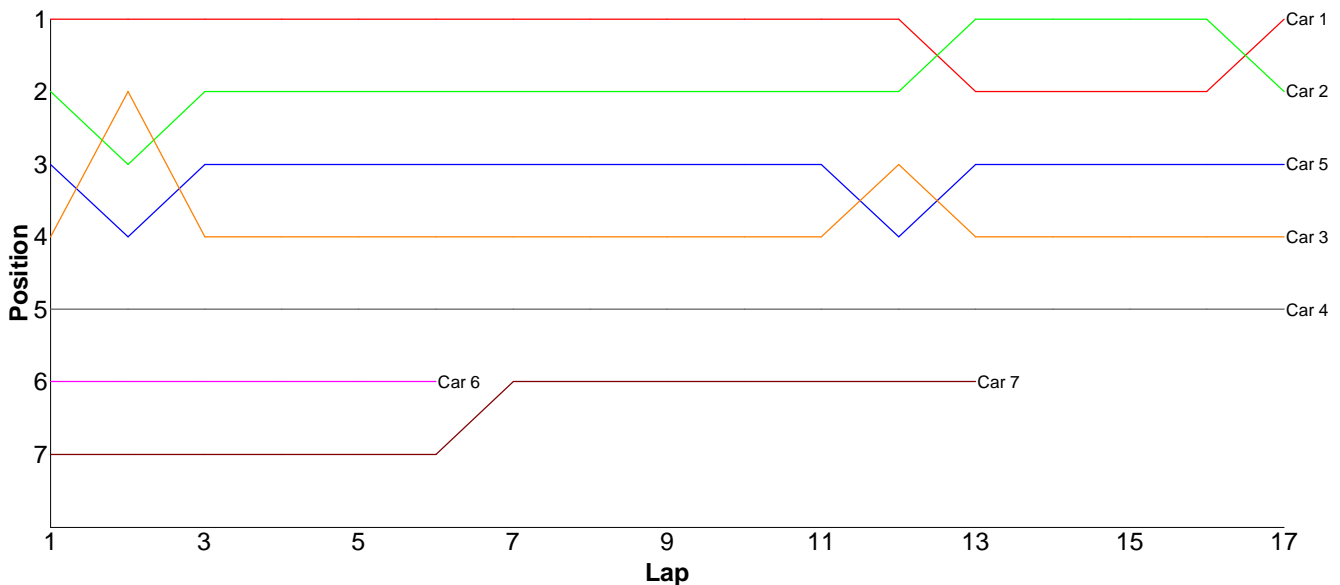


## Heat 8 - Round 4 (<GT>)

Pos	Car	Form	Name	Class	Member Type	Car Make	Result	Ave	Best
1	1		Nigel Moss	GT1	2010	CRC	17 / 305.49	17.97	17.35
2	5		Dave Skelton	GT1	2010	Associated	17 / 312.50	18.38	17.32
3	3		Dave Tims	GT2	2010	Associated	17 / 314.15	18.47	17.45
4	4		Scott Adderson	GT3	2010	HPI	17 / 318.12	18.71	18.03
5	2		Jon Wilkins	GT3	2010	Associated	16 / 311.91	19.49	17.45
6	7		Daniel Dowling	GTP / F1	V10	Tamiya	13 / 311.47	23.95	21.44
7	6		David Chieng	GT3	2010	Tamiya	6 / 139.69	23.28	20.30

Lap	Car 1	Car 2	Car 3	Car 4	Car 5	Car 6	Car 7
-----	-------	-------	-------	-------	-------	-------	-------

1	17.72	17.91	18.62	19.61	18.36	21.78	23.51
2	17.35	18.63	17.91	19.37	18.33	22.02	35.92
3	17.38	17.45	19.65	19.12	17.32	20.30	24.02
4	17.50	17.62	18.49	18.39	18.07	20.37	24.11
5	17.96	17.92	17.98	18.67	18.36	25.34	25.38
6	17.49	18.42	18.26	18.72	18.63	29.88	21.95
7	17.58	17.71	19.25	18.66	18.09		24.49
8	18.02	17.46	18.19	18.40	17.95		21.87
9	17.63	17.47	18.55	18.51	18.20		21.98
10	18.02	17.70	18.37	18.03	20.31		22.65
11	17.64	17.90	18.51	18.34	20.15		22.30
12	19.54	17.83	17.45	18.72	17.98		21.85
13	18.32	17.67	19.04	18.24	17.94		21.44
14	18.40	17.83	18.67	19.03	18.08		
15	18.21	17.94	18.54	18.66	18.13		
16	18.64	17.96	17.87	18.28	18.35		
17	18.09	26.49	18.80	19.37	18.25		
18							

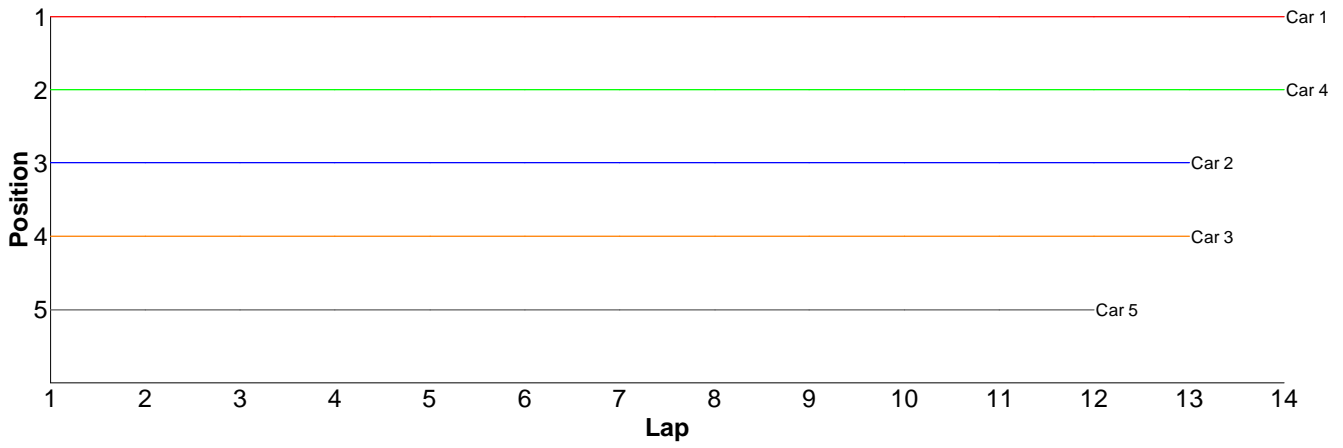


## Heat 1 - Round 5 (Bikes)

Pos	Car	Form	Name	Member Type	Car Make	Result	Ave	Best
1	1	F1	Simon Lancaster	V10		14 / 311.93	22.28	21.85
2	4	F1	Matt Tims	2010		14 / 317.16	22.65	21.82
3	2	F1	Steve Leake	2010		13 / 301.12	23.16	22.40
4	3	F1	Andy Carless	2010		13 / 308.56	23.73	22.87
5	5	F1	Scott Adderson	2010		12 / 319.10	26.59	23.62

Lap	Car 1	Car 2	Car 3	Car 4	Car 5
-----	-------	-------	-------	-------	-------

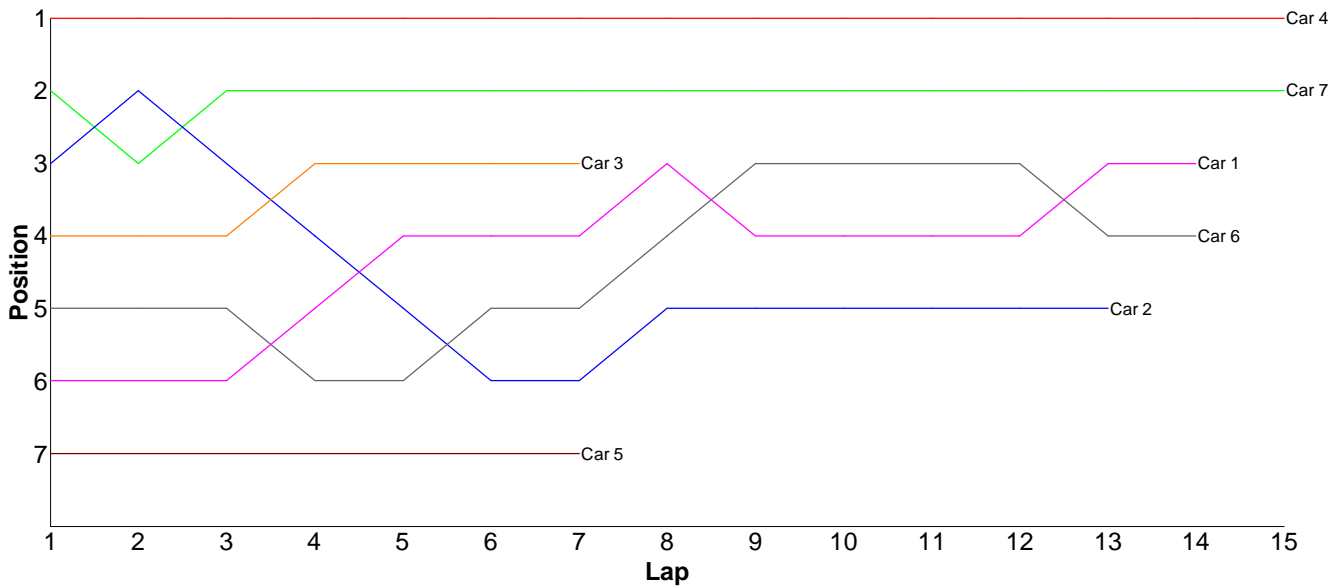
1	22.36	23.34	24.24	22.97	28.48
2	23.22	23.28	23.33	22.79	28.72
3	21.85	23.22	23.60	22.71	24.49
4	22.08	22.40	26.36	22.45	23.72
5	22.09	23.26	23.59	22.81	24.03
6	22.00	22.95	23.81	22.46	34.82
7	22.61	22.99	23.50	23.05	34.25
8	21.87	23.46	23.02	22.29	24.60
9	22.46	23.87	23.58	22.45	24.10
10	22.43	23.15	22.87	22.83	23.62
11	22.22	22.44	23.17	21.82	23.76
12	22.29	23.40	24.10	22.16	24.51
13	22.33	23.36	23.39	23.10	
14	22.12			23.27	
15					



## Heat 2 - Round 5 (17.5 Sport)

Pos	Car	Form	Name	Member Type	Car Make	Result	Ave	Best
1	4	F2	Bradley Killick (J)	2010	Xray	15 / 301.68	20.11	19.73
2	7		Chris Howard	2010	Schumacher	15 / 313.12	20.87	19.44
3	1	F2	Mick Barnes	2010	Xray	14 / 306.28	21.87	19.30
4	6		Gareth Harding	2010	Hot Bodies	14 / 311.33	22.23	19.95
5	2	F2	Matthew Mills (J)	2010	Xray	13 / 310.65	23.89	19.62
6	3	F2	Jason Elliot	V10	Associated	7 / 149.54	21.36	19.70
7	5	F2	David Chieng	2010	Tamiya	7 / 303.03	43.29	20.24

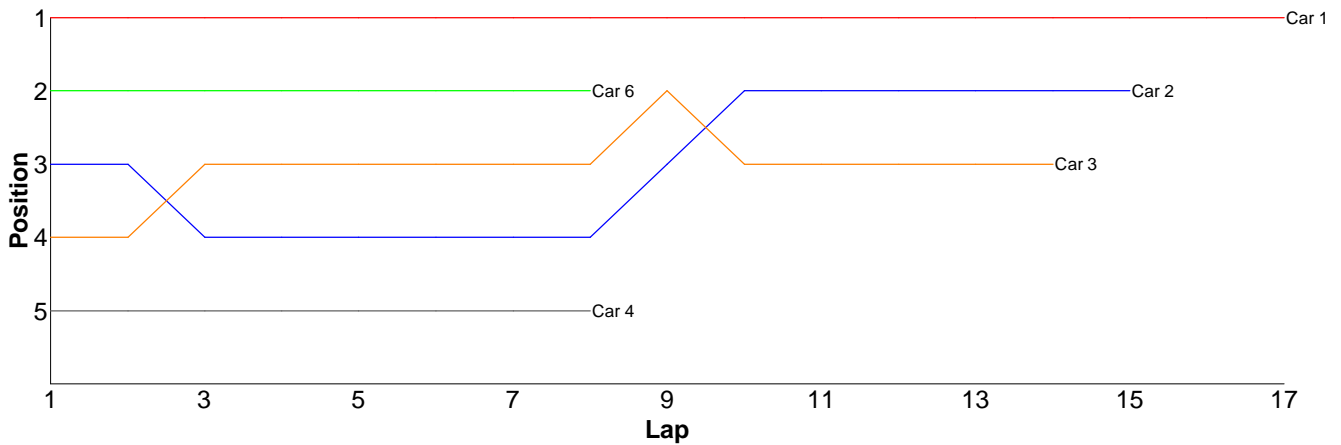
Lap	Car 1	Car 2	Car 3	Car 4	Car 5	Car 6	Car 7
1	29.38	24.36	27.15	20.86	175.56	28.17	23.49
2	20.08	19.62	21.18	20.18	22.51	21.11	20.68
3	23.94	19.93	20.33	20.33	21.11	21.25	19.58
4	20.20	24.81	19.70	19.79	22.19	25.29	19.85
5	20.92	27.45	20.04	19.85	20.56	21.25	19.84
6	20.84	30.66	19.72	20.47	20.86	22.62	20.17
7	21.37	22.06	21.42	20.18	20.24	23.21	22.10
8	20.17	23.83		19.73		20.85	20.30
9	29.01	21.99		20.27		19.95	19.56
10	21.02	21.65		19.75		20.86	20.62
11	20.92	21.19		19.91		21.36	20.35
12	19.30	19.96		20.25		20.50	20.80
13	19.68	33.14		20.33		23.77	20.61
14	19.45			19.81		21.14	25.73
15				19.97			19.44
16							



## Heat 3 - Round 5 (13.5 Stock)

Pos	Car	Form	Name	Member Type	Car Make	Result	Ave	Best
1	1	F2	Stephen Mills	2010	Schumacher	17 / 313.19	18.42	17.47
2	2	F2	Terry Dickinson	2010	Xray	15 / 317.97	21.19	19.08
3	3		Tony Colby	V10	Schumacher	14 / 307.62	21.97	19.52
4	6		Chris Betts	V10	Schumacher	8 / 160.78	20.09	18.22
5	4		Paul Dickinson	V10	Yokomo	8 / 204.86	25.60	23.87
6	5		Daniel Downing	V10	Xray	0 / 0.00	0.00	0.00

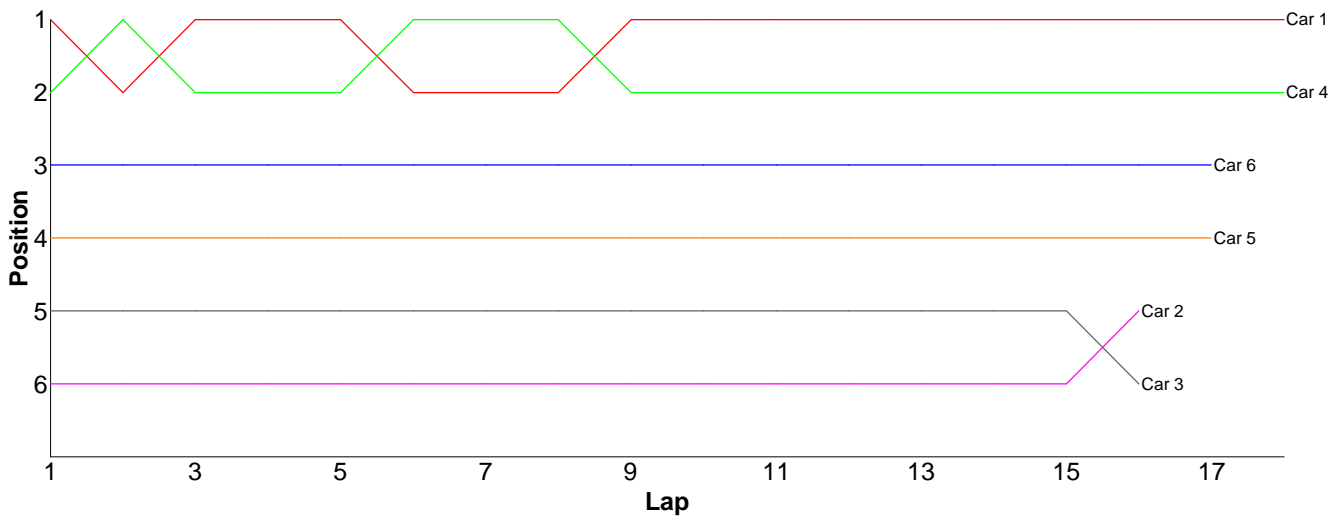
Lap	Car 1	Car 2	Car 3	Car 4	Car 5	Car 6
1	17.97	21.72	25.82	26.33		18.22
2	18.03	22.93	21.44	23.87		19.13
3	18.64	25.78	21.85	24.51		20.70
4	18.24	22.55	22.01	26.17		18.54
5	17.86	20.68	21.01	28.46		20.17
6	18.10	20.93	20.04	26.87		19.57
7	19.70	21.43	21.37	24.25		19.85
8	18.13	20.02	20.50	24.40		24.60
9	17.74	19.08	19.52			
10	18.69	20.11	24.02			
11	17.47	20.79	21.07			
12	17.99	20.00	25.08			
13	18.09	19.39	24.14			
14	18.76	19.65	19.75			
15	19.69	22.91				
16	19.73					
17	18.36					
18						



# Heat 4 - Round 5 (13.5 Stock)

Pos	Car	Form	Name	Member Type	Car Make	Result	Ave	Best
1	1	F2	Brian Killick	2010	Xray	18 / 304.64	16.92	16.06
2	4	F2	Neil Talbot	2010	Xray	18 / 306.49	17.02	16.04
3	6		Gerald Page	2010	Tamiya	17 / 301.55	17.73	17.42
4	5	F2	Scott Stokes	2010	Xray	17 / 308.93	18.17	17.49
5	2	F2	Robin Francis	2010	Xray	16 / 312.01	19.50	17.72
6	3	F2	Andrew Mills	2010	Xray	16 / 315.21	19.70	17.90
7	7		Jose Jimemez	2009xx	Hot Bodies	0 / 0.00	0.00	0.00

Lap	Car 1	Car 2	Car 3	Car 4	Car 5	Car 6	Car 7
1	16.39	19.96	18.81	16.88	18.80	18.65	
2	16.78	24.70	22.11	16.23	18.16	17.50	
3	16.56	19.69	18.84	17.19	17.97	17.68	
4	16.58	17.97	18.72	16.75	17.95	17.64	
5	16.65	17.72	19.83	16.24	18.20	17.49	
6	16.90	18.69	18.90	16.04	18.74	17.60	
7	16.60	18.87	18.39	16.87	19.12	17.43	
8	16.41	18.40	18.70	16.31	18.07	17.63	
9	16.06	19.60	18.06	17.23	17.90	17.44	
10	16.65	17.86	18.73	16.54	17.57	17.55	
11	16.43	21.89	18.18	17.14	18.19	17.60	
12	16.77	17.98	17.90	17.07	17.55	17.42	
13	16.47	18.36	20.79	17.03	18.21	17.42	
14	16.39	23.34	20.58	16.87	18.30	18.33	
15	19.97	17.95	19.05	17.91	17.49	17.67	
16	16.93	19.03	27.62	18.46	18.21	18.01	
17	16.56			17.38	18.50	18.49	
18	19.54			18.35			
19							

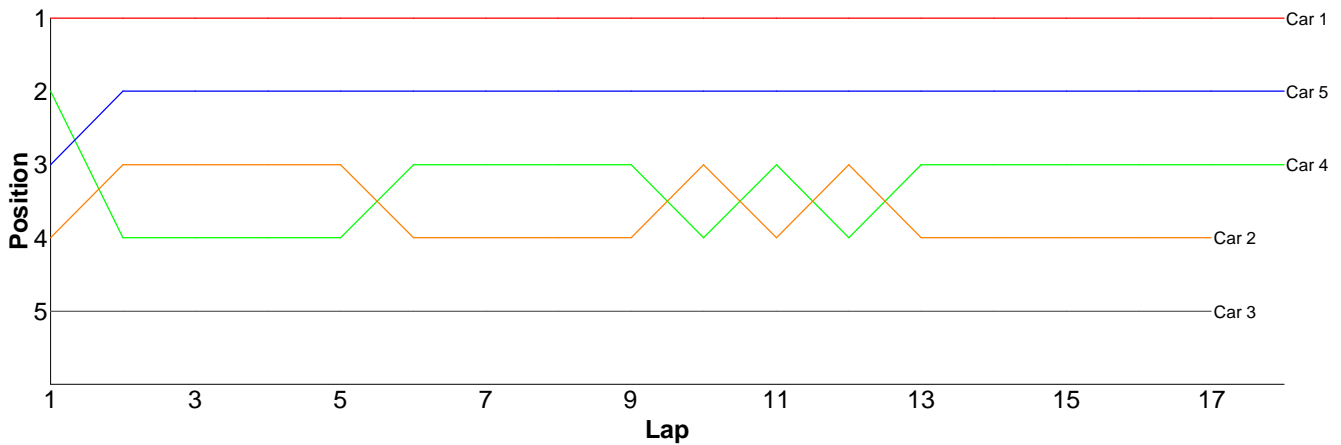


## Heat 5 - Round 5 (13.5 Stock)

Pos	Car	Form	Name	Member Type	Car Make	Result	Ave	Best
1	1	F2	Kevin Bissell	2010	Xray	18 / 300.18	16.67	16.22
2	5	F2	Kieran Stokes (J)	2010	Xray	18 / 308.42	17.13	16.71
3	4	F2	Ian Cairns	2010	Schumacher	18 / 312.82	17.37	16.54
4	2	F2	Jon Wilkins	2010	Schumacher	17 / 312.51	18.38	16.85
5	3	F2	Neil Pilkington	2010	Hot Bodies	17 / 315.97	18.58	16.41
6	6	F2	Chris Graco	2010	Xray	0 / 0.00	0.00	0.00

Lap	Car 1	Car 2	Car 3	Car 4	Car 5	Car 6
-----	-------	-------	-------	-------	-------	-------

1	16.45	17.94	20.61	17.28	17.37	
2	16.43	17.93	17.26	19.10	17.31	
3	16.53	17.86	16.41	17.82	16.90	
4	16.22	16.85	16.58	16.56	16.78	
5	16.47	17.29	22.68	17.39	17.67	
6	16.79	17.56	17.28	17.15	17.85	
7	16.96	17.85	19.71	17.26	17.11	
8	16.96	17.31	18.29	17.21	16.90	
9	17.04	17.01	17.68	17.74	16.95	
10	16.61	17.14	17.27	17.24	16.71	
11	16.33	17.71	20.15	17.63	17.44	
12	16.38	16.91	18.21	17.32	17.12	
13	16.74	20.77	17.18	16.89	16.88	
14	16.96	20.45	16.94	17.07	16.90	
15	17.46	20.44	17.67	17.21	17.18	
16	16.57	20.21	18.12	16.54	17.02	
17	16.71	21.28	23.93	17.00	17.17	
18	16.57			18.41	17.16	
19						

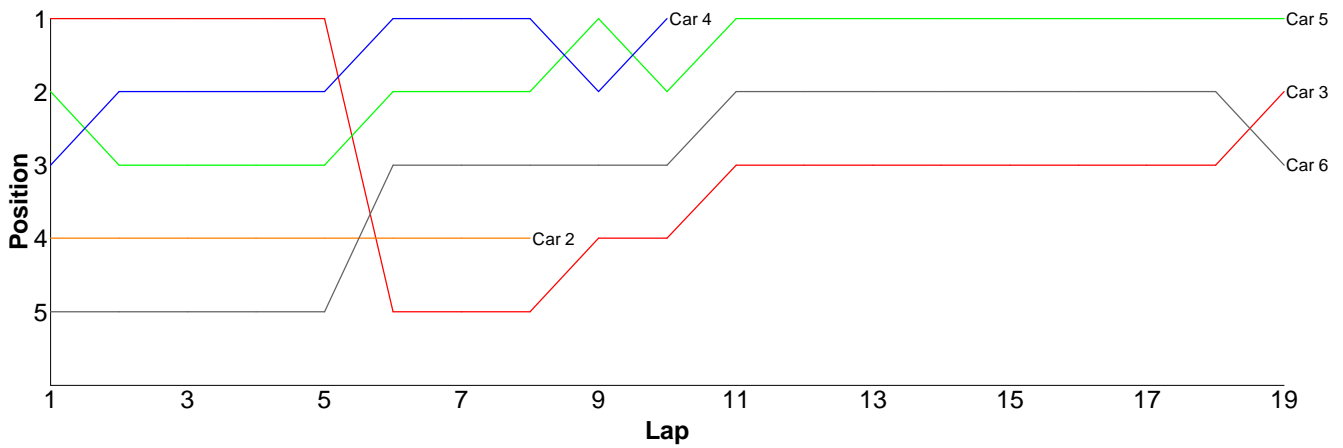


# Heat 6 - Round 5 (13.5 Stock)

Pos	Car	Form	Name	Member Type	Car Make	Result	Ave	Best
1	5	F2	Nick Adams	2010	Xray	19 / 304.27	16.01	15.19
2	3	F1	Dominic Skinner	2010	Tamiya	19 / 314.35	16.54	15.54
3	6	F1	James Davis	2010	Tamiya	19 / 314.64	16.56	16.03
4	4	F1	David Clift	2010	Schumacher	10 / 159.72	15.97	15.75
5	2	F1	Remo Casadei	2010	Schumacher	8 / 137.44	17.18	16.04
6	1	F1	Ben Cane	2010	Schumacher	0 / 0.00	0.00	0.00

Lap	Car 1	Car 2	Car 3	Car 4	Car 5	Car 6
-----	-------	-------	-------	-------	-------	-------

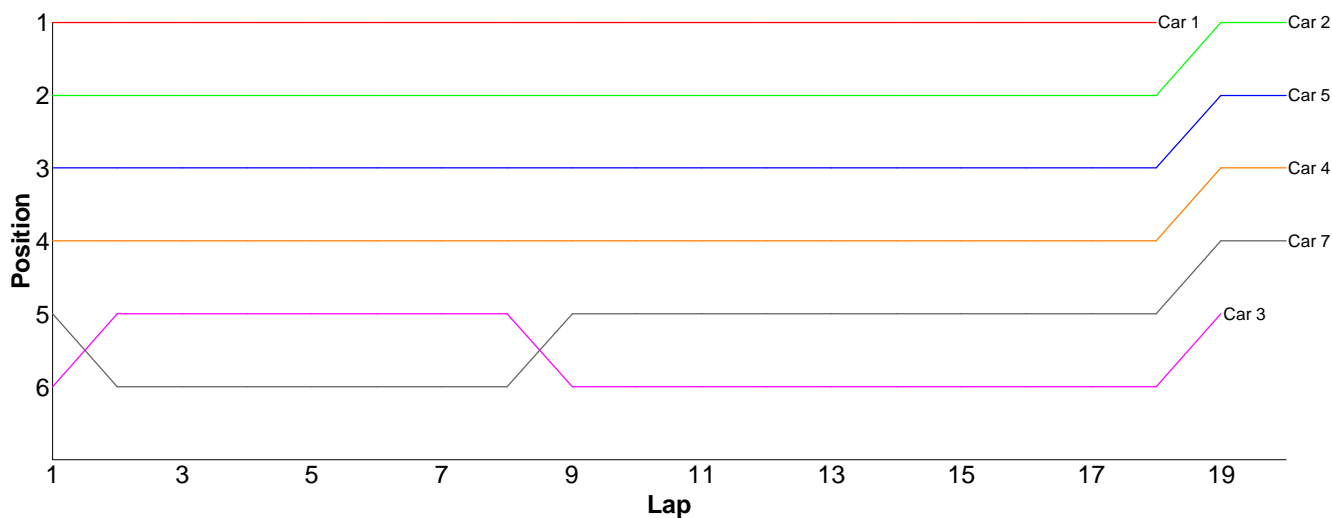
1		16.37	16.03	16.24	16.21	16.67
2		16.63	15.70	15.88	16.23	16.73
3		16.04	15.54	15.99	16.11	16.18
4		16.30	15.71	15.94	15.57	17.11
5		16.77	16.24	15.93	16.60	16.77
6		18.19	26.43	15.89	15.95	16.48
7		17.04	16.24	15.75	15.85	16.34
8		20.10	15.85	15.76	15.73	16.03
9			16.00	16.31	15.19	16.48
10			16.69	16.03	16.41	16.37
11			15.84		15.57	16.31
12			16.46		15.77	16.91
13			15.82		15.83	16.40
14			15.77		16.32	17.12
15			16.35		15.95	16.34
16			15.90		17.16	16.73
17			15.70		15.98	16.50
18			16.05		15.90	16.44
19			16.03		15.94	16.73
20						



# Heat 7 - Round 5 (10.5 ProStk)

Pos	Car	Form	Name	Member Type	Car Make	Result	Ave	Best
1	2	F1	Mark Sadler	V10	Xray	20 / 300.20	15.01	14.76
2	5		Tim Langdell	V10	Schumacher	20 / 305.36	15.26	14.95
3	4	F2	Kieran Clift (J)	2010	Xray	20 / 308.40	15.42	15.08
4	7	F2	Daniel Horton	2010	Schumacher	20 / 314.79	15.73	15.30
5	3	F1	Jamie Vassallo	2010	Schumacher	19 / 301.47	15.86	15.20
6	1	F1	Glen Westwood	2010	Xray	18 / 266.96	14.83	14.24
7	6		Phil Williams	2010	Schumacher	0 / 0.00	0.00	0.00

Lap	Car 1	Car 2	Car 3	Car 4	Car 5	Car 6	Car 7
1	14.29	15.25	17.31	16.14	15.46		16.78
2	14.24	14.80	15.70	15.87	15.52		16.47
3	14.55	15.03	15.89	15.55	15.50		15.75
4	14.47	15.10	15.52	15.23	15.31		15.75
5	14.90	15.02	15.39	15.31	15.27		15.46
6	14.84	15.07	15.44	15.36	15.09		15.62
7	14.61	15.09	15.20	15.15	15.24		16.25
8	14.37	15.03	15.57	15.18	15.16		16.30
9	14.44	14.88	20.36	15.27	15.05		15.33
10	14.76	14.96	15.67	15.30	14.95		15.42
11	14.56	14.76	15.56	15.61	15.11		15.75
12	14.58	14.92	15.28	15.26	15.15		15.50
13	14.54	14.89	15.34	15.24	15.12		15.67
14	14.68	15.05	15.40	16.00	15.26		16.09
15	14.98	14.89	15.27	15.30	15.14		15.38
16	14.99	15.07	15.57	15.33	15.05		15.30
17	14.85	14.91	15.52	15.39	15.79		15.50
18	18.31	15.33	15.76	15.31	15.30		15.59
19		15.26	15.72	15.52	15.47		15.32
20		14.89		15.08	15.42		15.56
21							



# Heat 8 - Round 5 (<GT>)

Pos	Car	Form	Name	Class	Member Type	Car Make	Result	Ave	Best
1	1		Nigel Moss	GT1	2010	CRC	17 / 303.53	17.85	17.31
2	5		Dave Skelton	GT1	2010	Associated	17 / 315.55	18.56	17.49
3	4		Scott Adderson	GT3	2010	HPI	17 / 317.82	18.69	18.05
4	7		Daniel Dowling	GTP / F1	V10	Tamiya	13 / 300.79	23.13	21.07
5	2		Jon Wilkins	GT3	2010	Associated	12 / 309.34	25.77	17.23
6	3		Dave Tims	GT2	2010	Associated	1 / 26.62	26.62	26.62
7	6		David Chieng	GT3	2010	Tamiya	0 / 0.00	0.00	0.00

Lap	Car 1	Car 2	Car 3	Car 4	Car 5	Car 6	Car 7
1	17.46	105.95	26.62	18.67	18.01		22.34
2	17.83	21.59		18.32	18.05		27.31
3	17.31	18.31		18.05	24.34		21.44
4	17.91	20.10		18.43	18.30		27.66
5	17.54	17.57		18.33	18.03		22.09
6	17.57	17.25		18.64	17.95		21.43
7	17.41	19.28		18.52	17.49		21.98
8	18.00	17.23		18.58	18.31		23.76
9	17.93	17.33		19.51	17.57		21.99
10	17.84	17.49		18.92	17.86		21.96
11	18.00	18.33		18.41	18.58		23.56
12	18.11	18.91		18.74	18.60		24.20
13	17.72			18.79	20.09		21.07
14	18.23			19.02	17.66		
15	18.36			19.00	18.53		
16	18.14			18.69	17.93		
17	18.17			19.20	18.25		
18							

