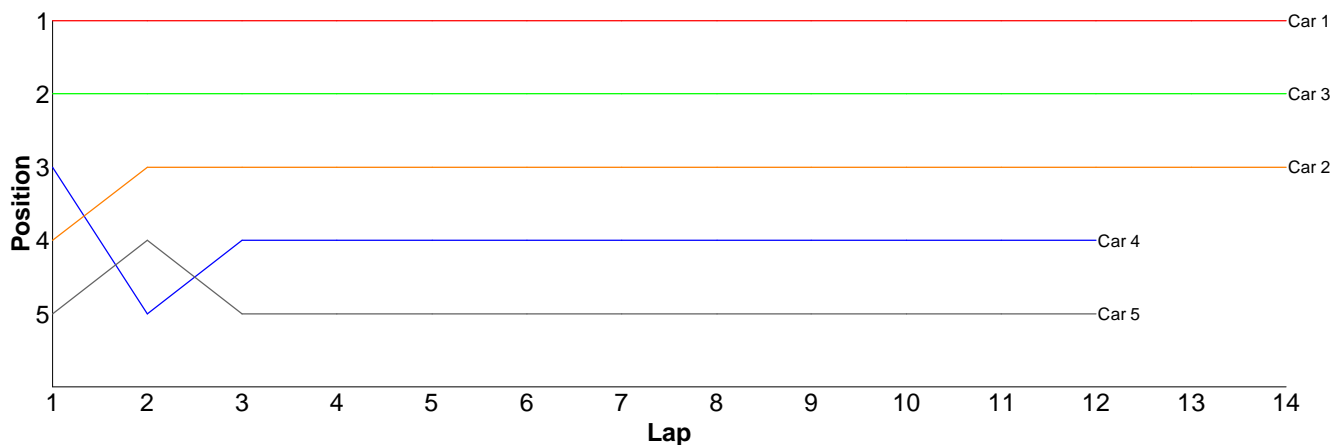


Race Results

Bikes - A Final

Pos	Car	Form	Name	Member Type	Car Make	Result	Ave	Best
1	1	F1	Simon Lancaster	V10		14 / 306.17	21.86	21.83
2	3	F1	Steve Leake	2010		14 / 308.98	22.07	22.01
3	2	F1	Matt Tims	2010		14 / 316.39	22.59	22.03
4	4	F1	Andy Carless	2010		12 / 290.07	24.17	22.23
5	5	F1	Scott Adderson	2010		12 / 317.20	26.43	23.87

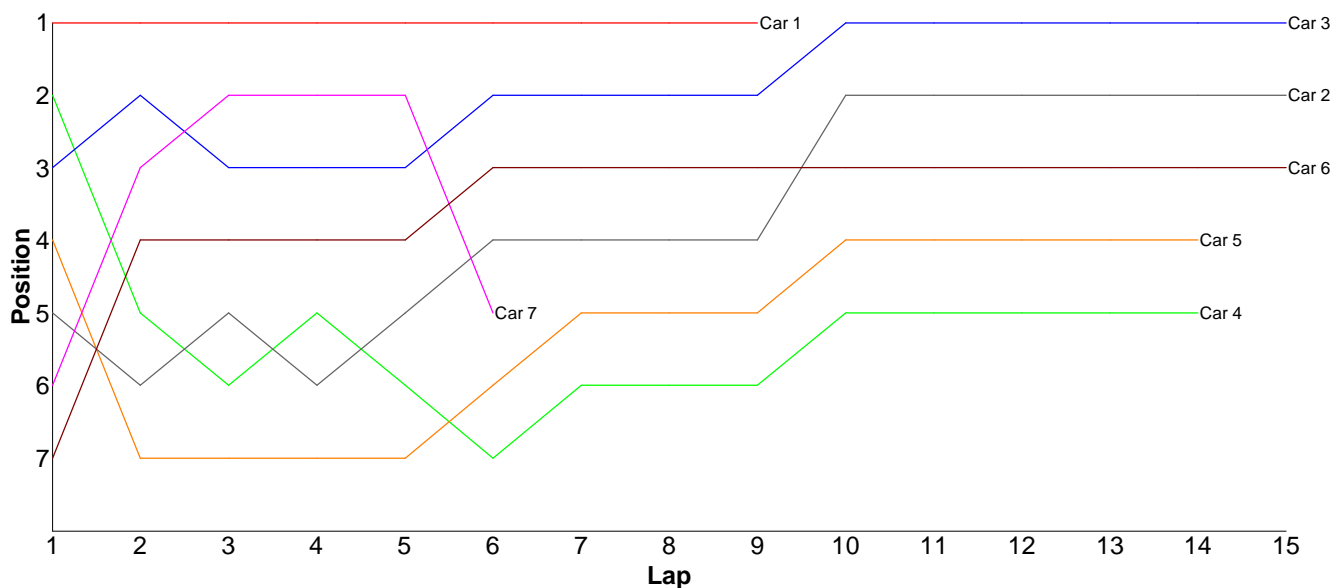
Lap	Car 1	Car 2	Car 3	Car 4	Car 5
1	14.25	19.14	16.69	18.12	23.55
2	22.70	22.92	22.65	30.20	24.59
3	22.18	22.74	22.01	26.90	28.18
4	21.83	22.69	22.26	22.97	23.87
5	22.13	22.23	22.25	22.84	26.19
6	22.86	22.21	22.53	22.23	24.83
7	22.30	22.03	22.36	22.55	24.12
8	22.80	22.05	22.84	22.81	29.10
9	22.29	26.86	22.62	27.65	23.88
10	22.68	22.45	22.64	22.62	39.22
11	22.63	22.78	22.35	23.17	24.93
12	22.18	22.38	23.01	28.01	24.74
13	22.66	22.49	22.36		
14	22.68	23.42	22.41		
15					



17.5 Sport - A Final

Pos	Car	Form	Name	Member Type	Car Make	Result	Ave	Best
1	3	F2	Mick Barnes	2010	Xray	15 / 305.04	20.33	19.10
2	2		Chris Howard	2010	Schumacher	15 / 308.42	20.56	19.25
3	6		Gareth Harding	2010	Hot Bodies	15 / 317.58	21.17	20.39
4	5	F2	Jason Elliot	V10	Associated	14 / 304.48	21.74	20.33
5	4	F2	David Chieng	2010	Tamiya	14 / 309.53	22.10	19.88
6	1	F2	Bradley Killick (J)	2010	Xray	9 / 181.65	20.18	20.13
7	7	F2	Matthew Mills (J)	2010	Xray	6 / 135.71	22.61	20.56

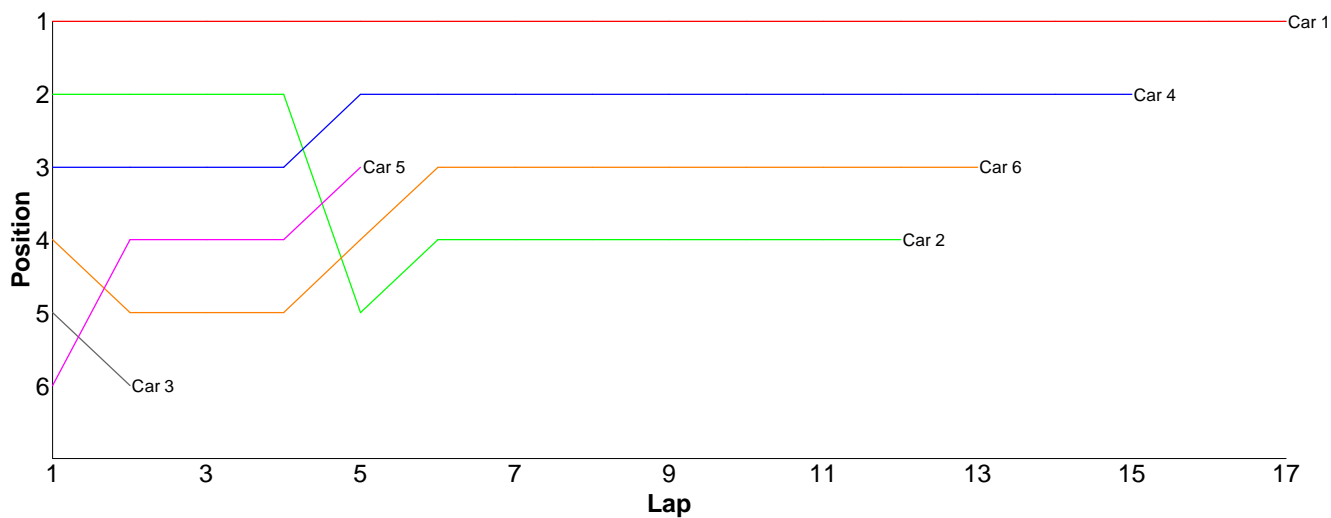
Lap	Car 1	Car 2	Car 3	Car 4	Car 5	Car 6	Car 7
1	11.03	14.46	13.24	12.29	13.84	15.44	15.22
2	20.76	28.18	22.07	29.35	31.20	23.16	20.85
3	20.89	22.73	23.98	24.04	22.00	21.56	21.57
4	20.37	21.44	20.34	20.38	21.18	21.47	20.56
5	20.58	20.69	20.17	24.11	26.07	20.39	21.54
6	20.13	20.05	20.56	28.06	21.58	21.96	35.97
7	20.39	20.02	19.77	23.73	20.64	20.81	
8	26.66	20.03	21.22	22.61	21.01	21.61	
9	20.84	20.12	22.44	19.88	20.89	20.98	
10		20.72	19.13	20.42	20.33	21.55	
11		19.89	19.97	20.00	21.89	21.73	
12		19.45	19.10	20.14	20.68	22.88	
13		19.25	19.38	23.27	22.03	21.41	
14		20.74	22.55	21.25	21.14	21.61	
15		20.65	21.12			21.02	
16							



13.5 Stock - C Final

Pos	Car	Form	Name	Member Type	Car Make	Result	Ave	Best
1	1	F2	Robin Francis	2010	Xray	17 / 309.56	18.20	17.98
2	4		Daniel Downing	V10	Xray	15 / 305.96	20.39	19.42
3	6		Paul Dickinson	V10	Yokomo	13 / 312.81	24.06	22.90
4	2	F2	Terry Dickinson	2010	Xray	12 / 322.43	26.86	19.88
5	5		Tony Colby	V10	Schumacher	5 / 116.08	23.21	21.05
6	3		Chris Betts	V10	Schumacher	2 / 55.43	27.71	36.32

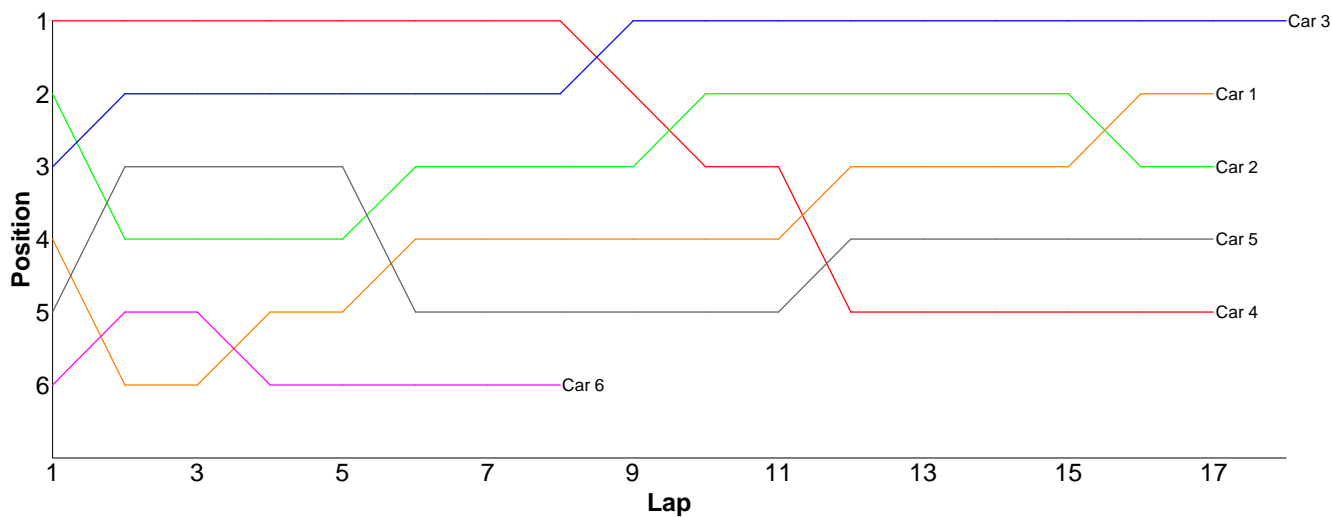
Lap	Car 1	Car 2	Car 3	Car 4	Car 5	Car 6
1	10.29	11.17	19.11	13.92	20.67	16.03
2	18.44	19.97	36.32	20.12	24.14	31.29
3	20.35	20.35		20.70	24.75	25.05
4	18.78	19.88		24.98	21.05	23.49
5	18.39	94.01		20.10	25.47	22.90
6	18.97	19.90		19.85		24.42
7	18.64	20.11		21.23		23.69
8	18.14	21.56		23.57		23.52
9	19.11	20.46		20.07		23.65
10	17.98	27.28		22.07		23.78
11	18.44	20.17		19.73		23.76
12	18.93	27.57		19.42		26.82
13	18.53			20.22		24.41
14	18.42			19.99		
15	19.39			19.99		
16	18.54					
17	18.22					
18						



13.5 Stock - B Final

Pos	Car	Form	Name	Member Type	Car Make	Result	Ave	Best
1	3		Gerald Page	2010	Tamiya	18 / 317.42	17.63	17.62
2	1	F2	Ian Cairns	2010	Schumacher	17 / 301.38	17.72	17.36
3	2	F2	Jon Wilkins	2010	Schumacher	17 / 305.12	17.94	17.16
4	5	F2	Stephen Mills	2010	Schumacher	17 / 305.64	17.97	17.11
5	4	F2	Scott Stokes	2010	Xray	17 / 311.04	18.29	17.34
6	6	F2	Andrew Mills	2010	Xray	8 / 155.51	19.43	19.46

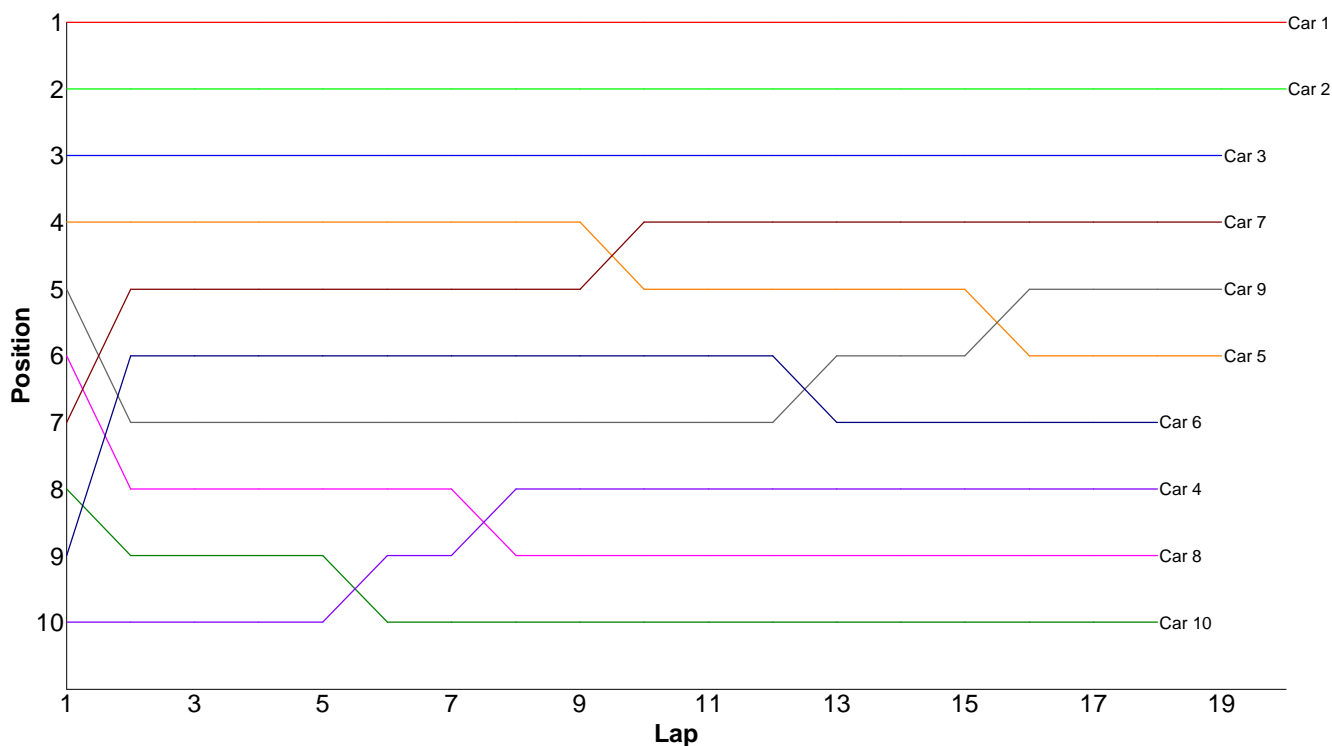
Lap	Car 1	Car 2	Car 3	Car 4	Car 5	Car 6
1	11.30	10.68	10.85	10.28	11.45	12.26
2	25.05	20.43	19.77	17.85	19.33	20.16
3	17.77	18.76	17.89	18.63	18.18	19.92
4	17.93	17.77	18.14	17.98	18.38	20.58
5	17.45	20.54	17.72	17.34	19.63	19.46
6	17.63	17.40	17.75	17.73	22.22	20.50
7	17.36	17.43	17.68	19.43	18.59	20.62
8	17.87	17.16	17.85	17.78	17.68	22.01
9	17.58	17.45	18.07	20.43	17.11	
10	17.69	17.27	17.90	19.23	17.53	
11	17.83	17.26	17.73	18.06	17.98	
12	17.64	18.24	17.92	25.47	17.61	
13	18.12	17.23	17.62	18.88	17.91	
14	17.71	17.71	17.91	18.15	18.16	
15	17.57	17.94	17.93	18.02	17.40	
16	17.46	23.14	18.18	17.95	17.60	
17	17.42	18.71	18.28	17.83	18.88	
18			18.23			
19						



13.5 Stock - A Final

Pos	Car	Form	Name	Member Type	Car Make	Result	Ave	Best
1	1	F1	Dominic Skinner	2010	Tamiya	20 / 313.93	15.69	15.77
2	2	F2	Nick Adams	2010	Xray	20 / 315.12	15.75	15.85
3	3	F1	Remo Casadei	2010	Schumacher	19 / 303.69	15.98	15.76
4	7	F2	Brian Killick	2010	Xray	19 / 313.78	16.51	16.31
5	9	F1	David Clift	2010	Schumacher	19 / 314.26	16.54	15.86
6	5	F1	James Davis	2010	Tamiya	19 / 316.38	16.65	16.51
7	6	F2	Kevin Bissell	2010	Xray	18 / 302.14	16.78	16.23
8	4	F2	Chris Graco	2010	Xray	18 / 306.31	17.01	16.13
9	8	F2	Neil Talbot	2010	Xray	18 / 315.43	17.52	16.67
10	10	F2	Kieran Stokes (J)	2010	Xray	18 / 315.87	17.54	16.69

Lap	Car 1	Car 2	Car 3	Car 4	Car 5	Car 6	Car 7	Car 8	Car 9	Car 10
1	8.78	9.28	9.58	18.00	10.61	13.26	12.11	11.77	11.35	12.58
2	15.83	15.96	16.28	17.25	17.51	17.36	17.90	19.77	19.72	21.94
3	15.89	15.86	15.83	24.39	16.96	16.91	16.79	21.12	18.41	18.65
4	16.07	16.21	17.14	16.16	16.64	16.63	16.77	17.05	16.80	19.86
5	15.88	16.10	17.57	16.13	16.94	16.23	16.54	17.55	17.98	18.35
6	16.52	15.94	15.76	16.62	17.11	16.54	16.31	18.84	16.71	19.26
7	15.87	16.50	16.12	16.26	16.61	16.54	16.61	17.55	16.09	16.99
8	15.96	15.96	16.47	16.43	16.65	16.80	16.70	17.94	15.86	17.08
9	15.77	16.10	16.04	16.69	17.25	16.82	16.86	16.67	15.88	16.69
10	16.35	15.85	16.39	18.04	17.80	17.16	17.17	18.63	17.88	16.95
11	16.16	15.89	16.14	16.39	16.56	17.29	16.53	17.00	16.53	16.79
12	15.86	15.96	16.92	16.15	17.26	16.67	16.33	16.87	16.39	16.83
13	16.09	16.26	16.65	16.30	16.71	18.39	16.47	16.92	16.23	16.83
14	15.84	16.12	15.96	16.20	16.51	18.45	16.76	17.08	16.45	16.96
15	16.03	15.99	16.47	16.28	16.65	17.05	16.60	17.07	15.87	16.87
16	16.21	16.76	16.39	16.30	17.83	16.46	16.47	17.06	16.51	17.57
17	16.05	15.91	16.40	16.36	16.64	16.96	16.46	17.78	16.93	17.54
18	15.98	15.96	15.76	16.36	17.32	16.62	16.68	18.76	16.24	18.13
19	15.99	15.90	15.82		16.82		17.72		16.43	
20	16.80	16.61								
21										

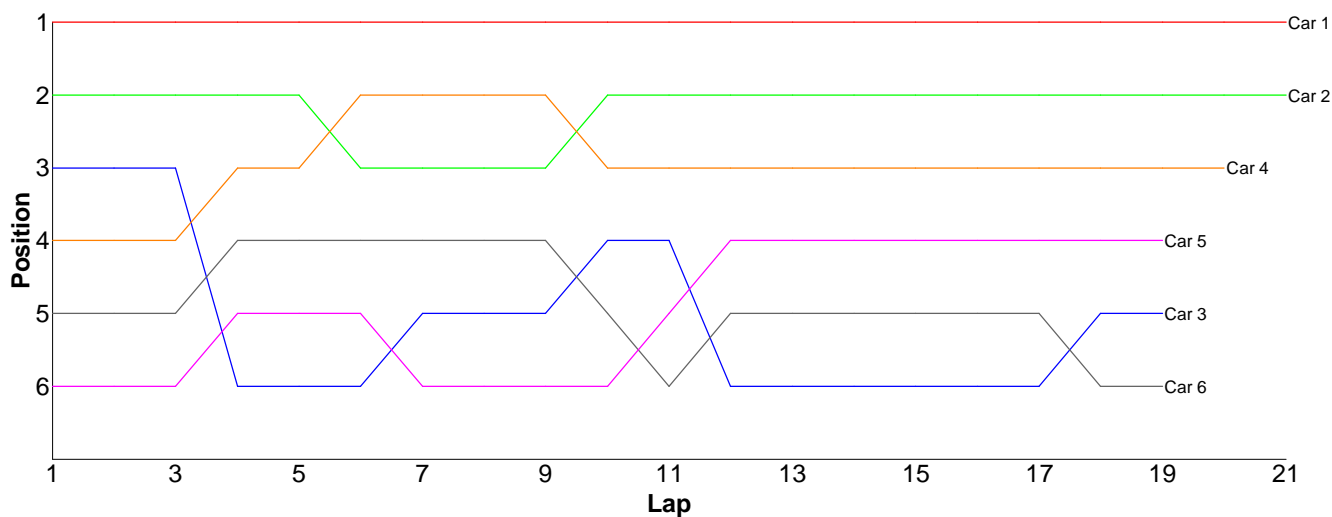


10.5 ProStk - A Final

Pos	Car	Form	Name	Member Type	Car Make	Result	Ave	Best
1	1	F1	Glen Westwood	2010	Xray	21 / 307.27	14.63	14.53
2	2	F1	Mark Sadler	V10	Xray	21 / 314.78	14.98	15.01
3	4	F2	Kieran Clift (J)	2010	Xray	20 / 312.17	15.60	15.09
4	5	F2	Daniel Horton	2010	Schumacher	19 / 300.88	15.83	15.61
5	3		Tim Langdell	V10	Schumacher	19 / 302.07	15.89	14.95
6	6	F1	Jamie Vassallo	2010	Schumacher	19 / 304.17	16.00	15.28

Lap Car 1 Car 2 Car 3 Car 4 Car 5 Car 6

1	8.42	8.80	9.04	9.44	11.47	10.04
2	14.69	15.10	15.12	15.18	16.16	16.32
3	14.53	15.35	15.25	15.12	16.08	15.51
4	14.70	15.71	22.25	15.70	16.07	15.73
5	14.80	15.41	15.19	15.12	16.13	15.69
6	14.80	15.44	15.30	15.11	16.08	15.46
7	14.59	15.51	15.16	15.20	16.08	15.56
8	17.37	15.35	14.95	15.42	15.84	15.69
9	14.74	15.56	15.18	15.56	16.12	15.28
10	15.12	15.06	15.32	16.65	16.04	19.07
11	14.69	15.08	15.23	15.30	15.61	18.11
12	14.92	15.07	22.00	15.80	15.77	16.60
13	15.16	15.27	16.10	15.65	16.48	16.39
14	14.87	15.47	15.78	15.60	16.08	15.60
15	14.78	15.13	15.53	16.07	15.99	15.99
16	14.83	15.09	15.85	15.44	15.92	15.78
17	14.76	15.10	16.21	15.09	16.27	16.44
18	14.77	15.35	16.94	16.88	16.34	17.50
19	14.88	15.20	15.67	21.37	16.35	17.41
20	14.79	15.72		16.47		
21	15.06	15.01				
22						



<GT> - A Final

Pos	Car	Form	Name	Class	Member Type	Car Make	Result	Ave	Best
1	2		Dave Skelton	GT1	2010	Associated	18 / 314.35	17.46	17.30
2	1		Nigel Moss	GT1	2010	CRC	17 / 300.70	17.68	17.50
3	3		Dave Tims	GT2	2010	Associated	17 / 308.71	18.15	17.30
4	4		Scott Adderson	GT3	2010	HPI	16 / 301.21	18.82	18.25
5	5		Jon Wilkins	GT3	2010	Associated	15 / 277.70	18.51	17.43
6	6		Daniel Dowling	GTP / F1	V10	Tamiya	14 / 314.55	22.46	21.22

Lap	Car 1	Car 2	Car 3	Car 4	Car 5	Car 6
1	9.66	10.40	10.77	11.38	11.57	14.57
2	17.77	17.44	22.58	18.29	18.34	25.11
3	17.54	17.35	18.41	18.84	27.55	22.83
4	18.77	17.73	17.57	18.61	17.98	25.40
5	17.67	17.75	18.14	18.60	17.43	24.58
6	17.50	17.67	17.35	18.87	17.72	22.77
7	17.58	18.68	18.62	22.03	17.44	26.86
8	17.62	19.29	17.55	19.59	18.05	21.56
9	17.56	17.45	17.67	19.28	17.84	22.00
10	17.54	17.90	18.01	18.58	17.79	22.97
11	17.58	17.70	18.12	18.52	19.97	21.44
12	17.70	17.30	17.30	22.85	17.58	21.46
13	23.12	17.72	18.48	19.23	18.06	21.78
14	18.10	18.25	21.71	18.75	17.57	21.22
15	18.40	17.52	18.66	19.06	22.81	
16	18.12	17.99	19.86	18.73		
17	18.47	17.90	17.91			
18		18.31				
19						

