

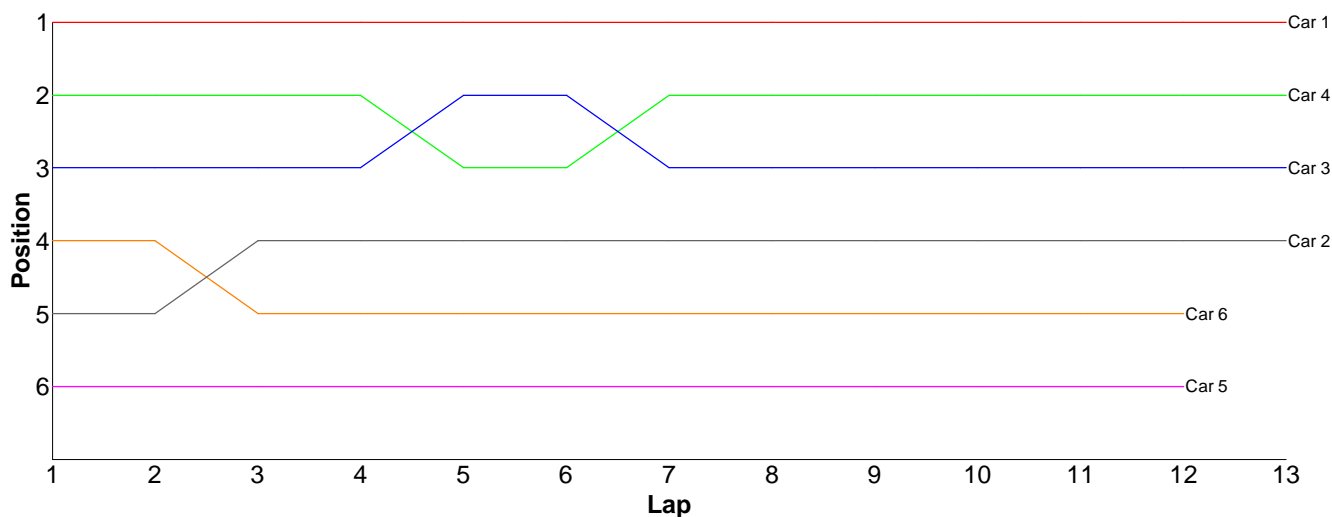
AMCC Winter Series 2009/10 : Round 9: 07/02/2010

Race Results

Heat 1 - Round 1 (Bikes)

Pos	Car	Form	Name	Member Type	Car Make	Result	Ave	Best
1	1	F1	Simon Lancaster	V10		13 / 300.78	23.13	22.63
2	4	F1	Matt Tims	2010		13 / 310.20	23.86	22.52
3	3	F1	Andy Carless	2010		13 / 320.43	24.64	24.10
4	2	F1	Steve Leake	2010		13 / 322.29	24.79	23.77
5	6	F1	Scott Adderson	2010		12 / 317.81	26.48	25.80
6	5	F1	Dave Tims	2010		12 / 324.81	27.06	25.84

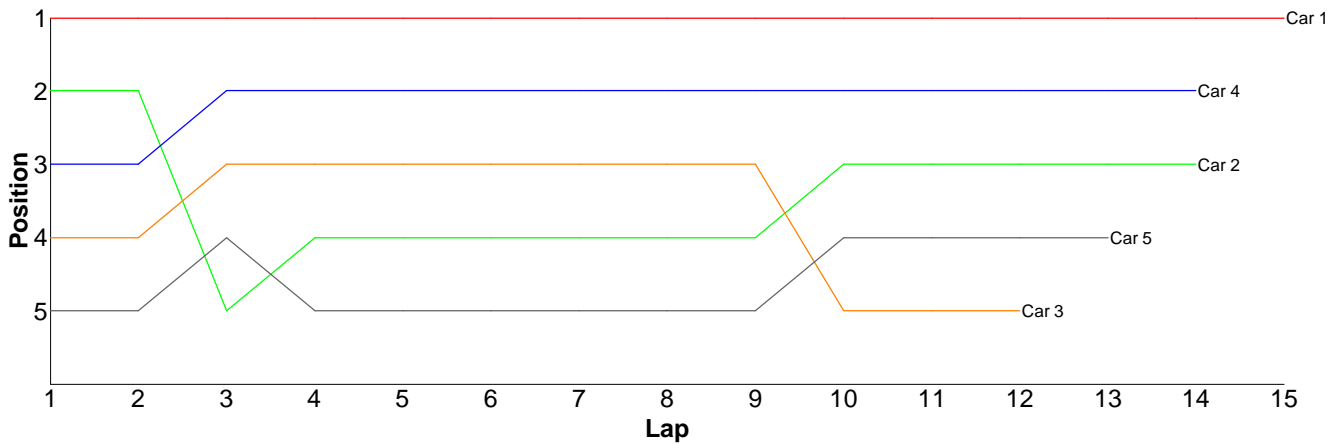
Lap	Car 1	Car 2	Car 3	Car 4	Car 5	Car 6
1	23.14	28.93	25.64	24.30	29.35	26.66
2	23.22	24.11	25.44	24.16	27.06	26.08
3	22.63	25.37	24.29	23.34	26.62	26.72
4	23.29	24.53	24.54	23.35	26.37	26.75
5	23.12	24.51	24.23	31.17	26.13	26.93
6	22.94	24.86	24.57	23.48	27.97	27.28
7	23.49	24.57	24.10	22.71	26.95	26.15
8	23.43	24.57	24.90	23.26	26.52	26.07
9	23.44	23.96	24.51	23.05	25.84	25.80
10	23.03	23.89	24.35	23.08	26.01	26.80
11	22.90	23.77	24.60	22.52	27.38	26.55
12	23.24	24.23	24.99	23.02	28.61	26.02
13	22.91	24.99	24.27	22.76		
14						



Heat 2 - Round 1 (17.5 Sport)

Pos	Car	Form	Name	Member Type	Car Make	Result	Ave	Best
1	1	F2	Matthew Mills (J)	2010	Xray	15 / 303.75	20.25	19.55
2	4	F2	David Chieng	2010	Tamiya	14 / 300.30	21.45	20.77
3	2	F2	Jason Elliot	V10	Associated	14 / 307.75	21.98	20.15
4	5		Gareth Harding	2010	HPI	13 / 313.94	24.14	21.96
5	3	F2	Bradley Killick (J)	2010	Xray	12 / 304.93	25.41	21.42

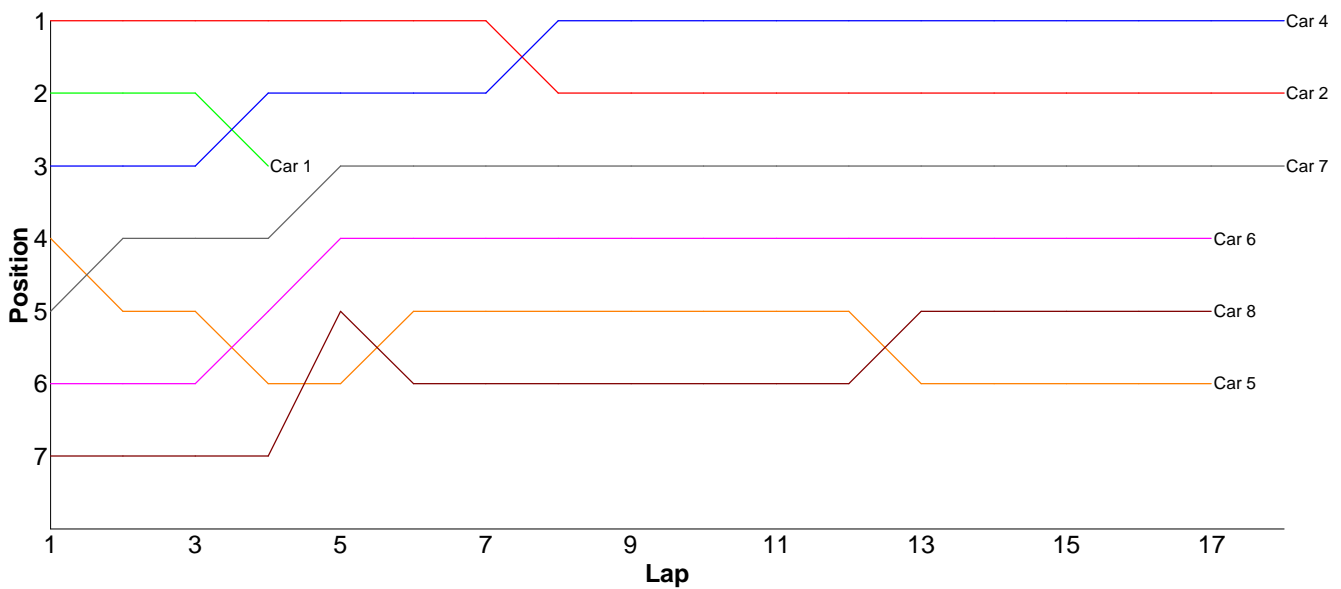
Lap	Car 1	Car 2	Car 3	Car 4	Car 5
1	20.30	22.01	23.44	22.88	24.23
2	19.55	21.79	21.57	21.45	24.20
3	20.97	28.76	21.60	21.50	23.32
4	19.81	20.94	23.68	21.75	23.41
5	19.75	20.59	21.58	21.33	23.08
6	21.42	23.24	21.75	21.33	23.26
7	19.88	20.47	21.89	21.46	23.54
8	19.62	20.45	21.42	20.90	27.14
9	19.67	26.62	22.34	21.41	24.09
10	23.05	20.57	55.73	21.57	23.20
11	19.71	20.37	24.18	20.77	21.96
12	20.28	20.69	25.75	21.06	24.38
13	19.64	21.10		21.02	28.13
14	19.78	20.15		21.87	
15	20.32				
16					



Heat 3 - Round 1 (13.5 Stock)

Pos	Car	Form	Name	Member Type	Car Make	Result	Ave	Best
1	4	F2	Nick Adams	2010	Xray	18 / 305.62	16.97	16.50
2	2	F1	Dominic Skinner	2010	Tamiya	18 / 309.18	17.17	16.63
3	7	F2	Jon Wilkins	2010	Schumacher	18 / 316.40	17.57	17.12
4	6	F2	Kevin Bissell	2010	Xray	17 / 310.67	18.27	17.79
5	8	F2	Adrian Morrish	2009xx	Xray	17 / 312.19	18.36	17.75
6	5	F1	James Davis	2010	Tamiya	17 / 312.93	18.40	17.77
7	1	F1	Ben Cane	2010	Schumacher	4 / 70.23	17.55	17.30
8	3	F1	David Clift	2010	Schumacher	0 / 0.00	0.00	0.00

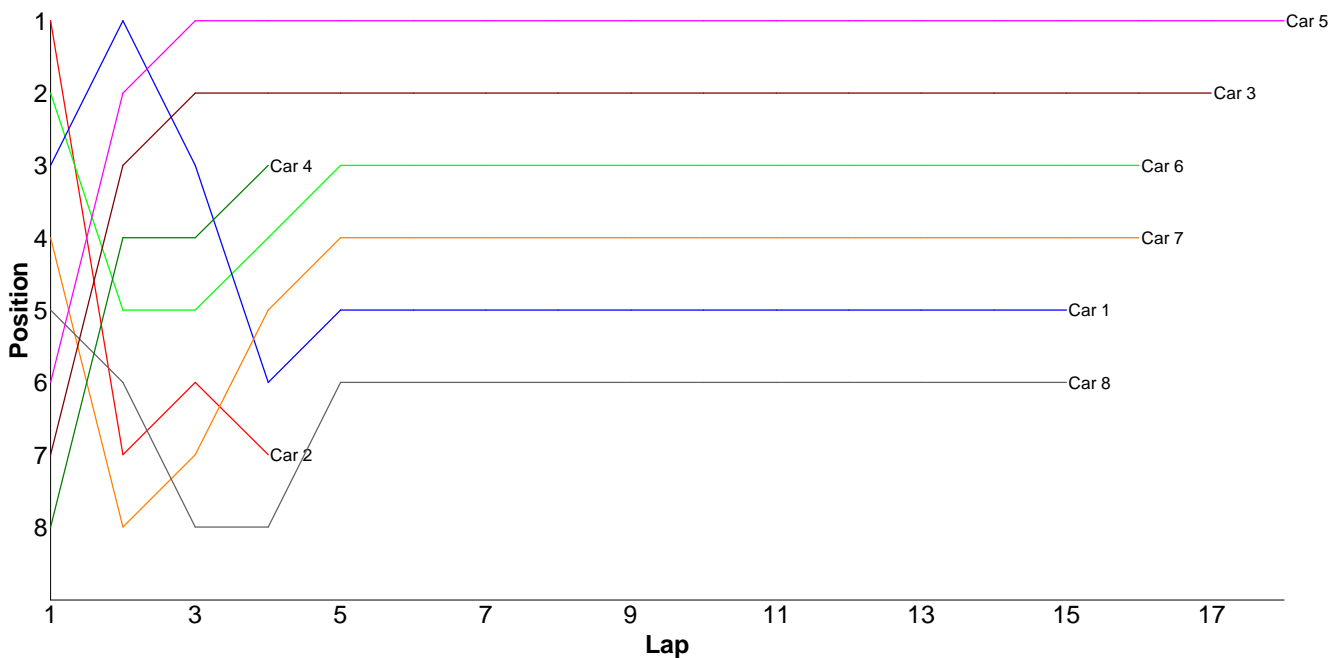
Lap	Car 1	Car 2	Car 3	Car 4	Car 5	Car 6	Car 7	Car 8
1	17.36	17.25		18.20	18.21	18.66	18.37	20.84
2	18.09	16.95		17.65	18.85	18.58	17.95	18.20
3	17.30	16.94		17.37	18.23	18.47	18.02	18.20
4	17.48	16.90		16.67	19.68	18.05	17.40	17.97
5		17.04		16.84	18.58	18.16	17.64	18.20
6		17.04		16.66	17.77	18.26	17.12	18.20
7		17.01		16.69	19.11	18.01	17.34	19.27
8		19.31		16.50	17.94	18.06	17.24	19.12
9		16.77		17.54	18.26	18.02	17.31	17.94
10		17.45		16.98	18.03	18.29	17.24	17.87
11		17.30		16.74	18.38	17.79	17.57	18.04
12		17.86		17.22	18.97	18.01	17.54	18.23
13		17.00		16.61	18.26	19.48	17.44	18.15
14		17.26		16.52	18.26	18.11	17.83	17.75
15		16.79		16.59	17.98	18.28	18.02	18.44
16		17.02		16.86	18.37	18.01	17.54	17.79
17		16.66		16.68	18.05	18.43	17.19	17.98
18		16.63		17.30			17.64	
19								



Heat 4 - Round 1 (13.5 Stock)

Pos	Car	Form	Name	Member Type	Car Make	Result	Ave	Best
1	5	F2	Brian Killick	2010	Xray	18 / 314.41	17.46	16.82
2	3	F2	Kieran Stokes (J)	2010	Xray	17 / 309.12	18.18	17.26
3	6	F2	Robin Francis	2010	Xray	16 / 301.66	18.85	17.54
4	7	F2	Andrew Mills	2010	Xray	16 / 310.48	19.40	18.05
5	1	F2	Ian Cairns	2010	Schumacher	15 / 300.26	20.01	17.69
6	8	F2	Jose Jimenez	2009xx	Hot Bodies	15 / 314.79	20.98	17.96
7	4	F2	Chris Graco	2010	Xray	4 / 78.13	19.53	18.37
8	2		Garry Noble	V10	Schumacher	4 / 82.69	20.67	18.15

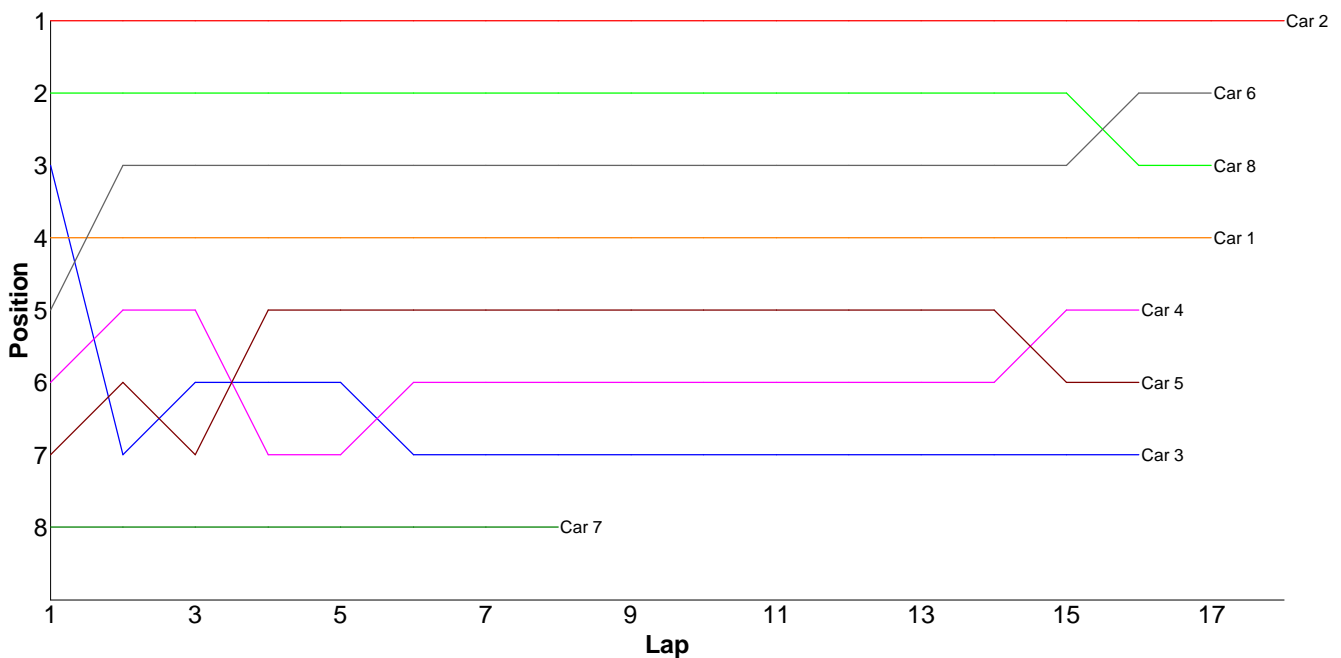
Lap	Car 1	Car 2	Car 3	Car 4	Car 5	Car 6	Car 7	Car 8
1	18.51	18.15	20.99	21.10	20.77	18.34	19.78	19.99
2	17.88	23.37	17.54	19.43	17.60	22.46	22.38	21.15
3	20.99	19.40	17.26	18.37	17.07	18.29	19.20	25.11
4	24.59	21.77	17.66	19.23	17.65	20.15	18.36	22.54
5	19.76		18.78		16.82	18.29	21.08	19.15
6	17.69		17.49		17.05	17.54	18.05	21.38
7	18.52		18.88		17.12	18.07	18.18	25.13
8	23.12		17.68		17.34	20.95	18.65	21.25
9	25.14		18.90		16.93	17.87	22.36	19.07
10	22.60		18.02		17.84	17.94	18.99	19.87
11	18.27		17.62		16.86	19.20	19.97	18.24
12	18.43		17.84		17.11	18.32	18.75	19.79
13	18.36		17.37		16.87	18.12	18.63	17.96
14	18.06		17.62		17.44	18.60	18.88	23.74
15	18.34		19.62		17.58	18.98	18.25	20.42
16			17.73		17.42	18.54	18.97	
17			18.12		17.37			
18					17.57			
19								



Heat 5 - Round 1 (13.5 Stock)

Pos	Car	Form	Name	Member Type	Car Make	Result	Ave	Best
1	2	F2	Neil Talbot	2010	Xray	18 / 313.79	17.43	16.79
2	6	F2	Mike Vorley	2010	Schumacher	17 / 301.25	17.72	16.89
3	8	F2	Gerald Page	2009xx	Tamiya	17 / 301.63	17.74	17.43
4	1		Ian Newton	V10	Photon	17 / 304.93	17.93	17.45
5	4		Matt Sedgley	2010	Schumacher	16 / 309.78	19.36	18.02
6	5	F2	Stephen Mills	2010	Schumacher	16 / 311.66	19.47	18.03
7	3	F2	Scott Stokes	2010	Xray	16 / 314.88	19.68	17.93
8	7	F2	Chris Howard	2010	Schumacher	8 / 221.07	27.63	22.59

Lap	Car 1	Car 2	Car 3	Car 4	Car 5	Car 6	Car 7	Car 8
1	18.41	17.19	18.00	18.87	19.81	18.80	41.12	17.75
2	18.14	17.18	20.78	18.46	18.73	17.64	33.39	17.52
3	17.86	17.12	18.44	18.58	19.68	17.77	26.98	17.63
4	18.71	17.41	22.85	25.27	18.50	18.13	24.16	17.77
5	18.25	16.93	18.24	18.02	18.52	16.89	23.23	17.71
6	18.00	17.35	24.06	18.60	19.32	17.40	26.10	17.98
7	17.80	17.35	18.65	18.29	18.37	17.65	22.59	17.55
8	17.80	17.51	18.50	18.07	18.03	18.60	23.50	18.50
9	18.12	17.23	19.08	18.31	18.88	17.64		17.43
10	18.29	17.62	18.02	18.10	18.83	17.50		17.76
11	17.63	17.38	18.33	18.38	18.68	18.20		17.70
12	17.82	16.79	18.34	18.49	20.01	17.61		17.59
13	17.49	19.80	18.50	20.53	19.62	17.49		18.08
14	17.45	17.65	27.11	25.05	25.33	17.30		17.57
15	17.84	17.28	18.05	18.56	20.07	18.10		17.82
16	17.66	17.41	17.93	18.20	19.28	17.22		17.62
17	17.66	17.15				17.31		17.65
18		17.44						
19								

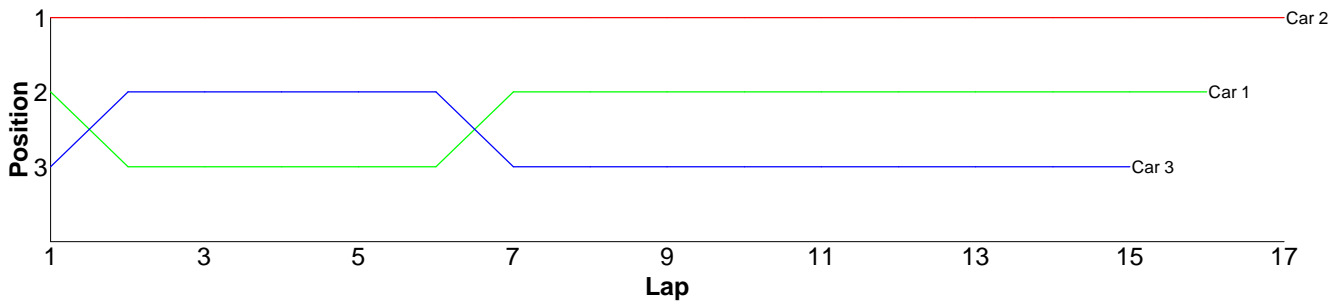


Heat 6 - Round 1 (<GT>)

Pos	Car	Form	Name	Class	Member Type	Car Make	Result	Ave	Best
1	2		Jon Wilkins	GT3	2010	Associated	17 / 317.54	18.67	17.70
2	1		Nigel Moss	GT2	2010	CRC	16 / 315.23	19.70	16.85
3	3		Dave Skelton	GT1	2010	Associated	15 / 304.26	20.28	17.82
4	4		David Chieng	GT3	2010	Tamiya	0 / 0.00	0.00	0.00

Lap Car 1 Car 2 Car 3 Car 4

1	25.67	18.34	27.69	
2	29.34	19.76	19.55	
3	20.44	17.98	18.05	
4	17.32	19.25	20.14	
5	17.07	18.22	18.81	
6	17.42	18.39	19.27	
7	17.36	24.60	23.79	
8	17.09	18.43	18.66	
9	17.25	18.08	20.13	
10	16.95	17.84	18.40	
11	16.89	17.78	17.82	
12	17.29	18.42	20.19	
13	17.08	18.12	18.62	
14	27.78	18.02	24.99	
15	22.66	18.54	18.15	
16	17.62	17.70		
17		18.07		
18				

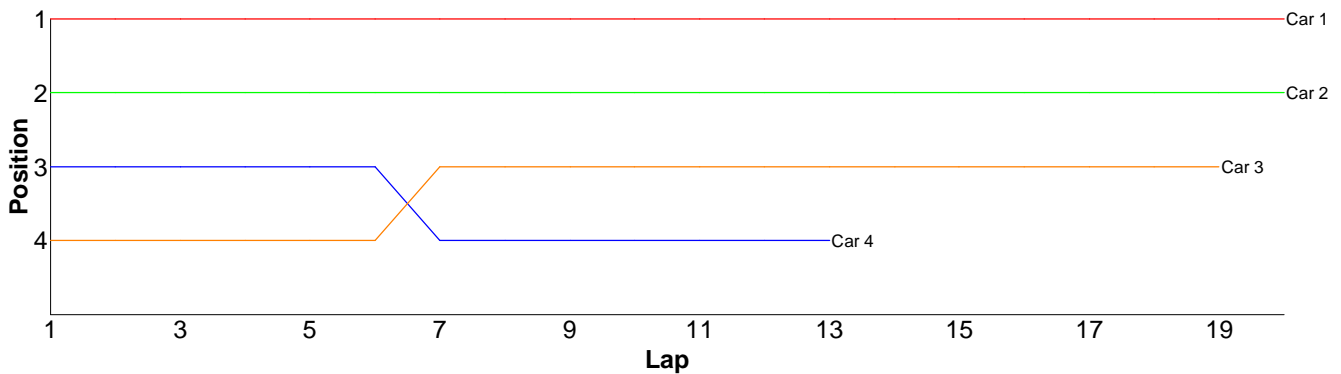


Heat 7 - Round 1 (10.5 ProStk)

Pos	Car	Form	Name	Member Type	Car Make	Result	Ave	Best
1	1	F1	Glen Westwood	2010	Xray	20 / 304.25	15.21	14.68
2	2	F1	Matthew Quinlisk	2009xx	Schumacher	20 / 311.82	15.59	14.92
3	3	F2	Kieran Clift (J)	2010	Xray	19 / 303.99	15.99	15.05
4	4		Les Baldry	V10	Schumacher	13 / 217.57	16.73	15.67

Lap Car 1 Car 2 Car 3 Car 4

1	14.68	14.92	26.93	18.47
2	15.36	15.32	15.36	17.87
3	14.91	17.71	15.07	17.68
4	14.96	15.28	15.11	16.15
5	15.22	15.67	15.19	15.96
6	14.98	15.38	15.32	15.74
7	15.67	15.23	15.39	17.08
8	15.25	15.05	15.25	15.92
9	15.58	15.17	15.21	16.83
10	15.21	15.44	15.05	15.97
11	15.12	15.87	15.43	16.27
12	15.23	16.35	15.69	15.67
13	15.18	15.27	15.21	17.96
14	15.60	15.12	15.21	
15	15.34	15.14	15.29	
16	15.14	15.67	15.78	
17	15.13	17.57	16.04	
18	15.17	15.36	16.07	
19	15.14	15.24	15.39	
20	15.38	15.06		
21				



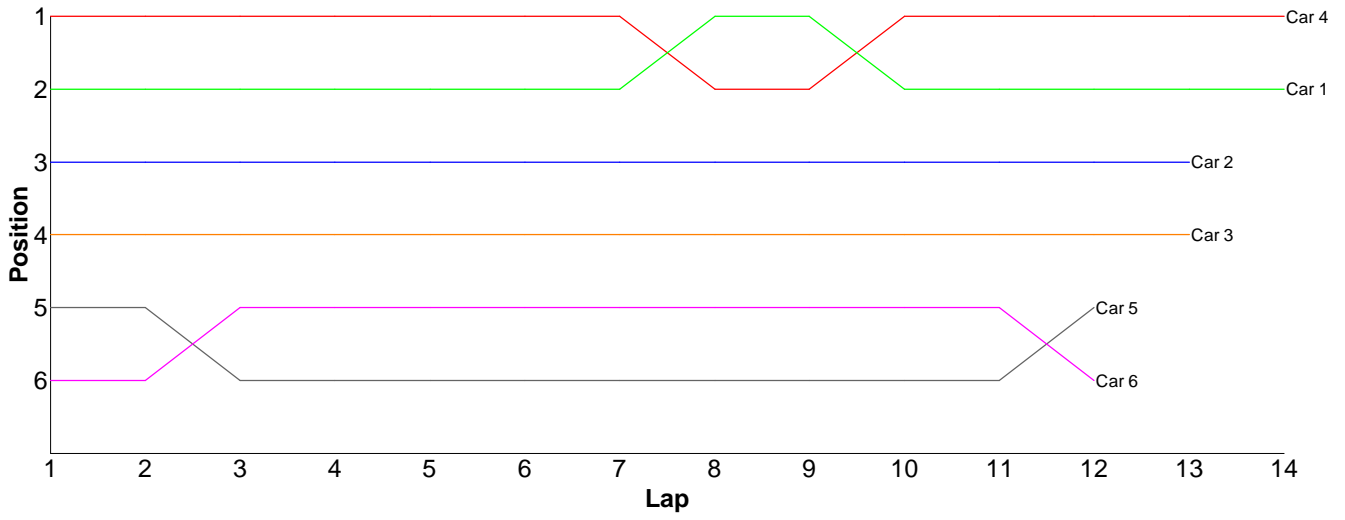
Heat 1 - Round 2 (Bikes)

Pos	Car	Form	Name	Member Type	Car Make	Result	Ave	Best
1	4	F1	Matt Tims	2010		14 / 320.92	22.92	22.52
2	1	F1	Simon Lancaster	V10		14 / 322.96	23.06	22.24
3	2	F1	Steve Leake	2010		13 / 307.59	23.66	23.37
4	3	F1	Andy Carless	2010		13 / 319.35	24.56	23.78
5	5	F1	Dave Tims	2010		12 / 314.10	26.17	24.65
6	6	F1	Scott Adderson	2010		12 / 320.12	26.67	24.27

Lap Car 1 Car 2 Car 3 Car 4 Car 5 Car 6

1	23.31	23.90	24.11	23.12	24.77	29.13
2	23.19	23.44	24.31	22.69	24.65	24.64
3	23.14	23.87	24.22	23.09	32.17	24.76
4	22.79	23.56	24.42	23.17	24.85	25.77
5	23.26	23.55	24.59	22.76	26.84	27.08
6	22.89	23.71	24.01	23.03	26.13	25.01

7	22.24	24.27	28.20	22.52	25.30	24.63
8	22.67	23.44	24.46	23.31	25.43	24.27
9	23.05	23.77	24.02	23.04	26.48	24.37
10	23.07	23.71	24.30	22.71	26.30	24.96
11	22.81	23.52	23.78	22.79	25.15	30.48
12	24.11	23.48	24.43	22.64	26.03	35.02
13	23.11	23.37	24.50	22.82		
14	23.32			23.23		
15						

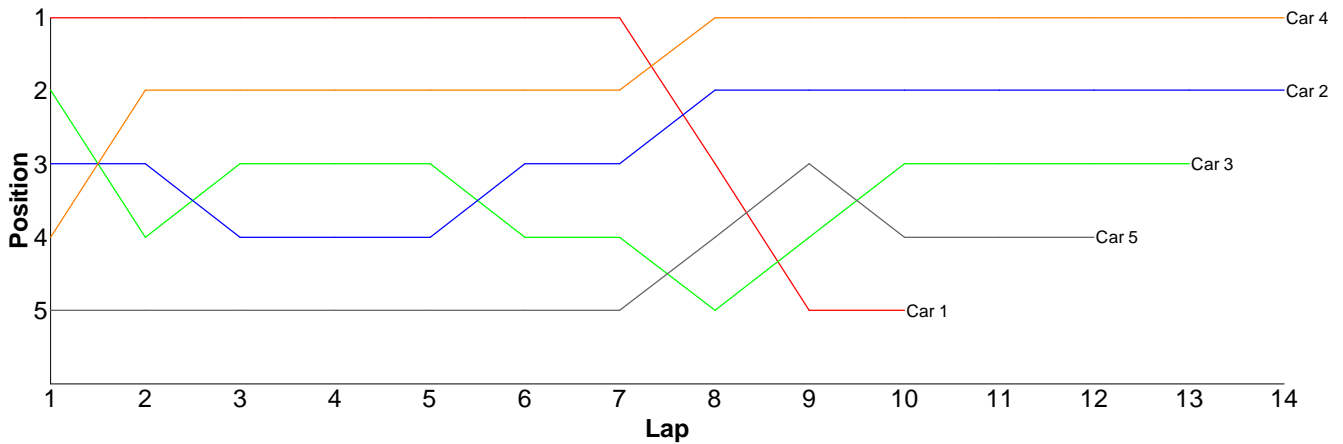


Heat 2 - Round 2 (17.5 Sport)

Pos	Car	Form	Name	Member Type	Car Make	Result	Ave	Best
1	4	F2	David Chieng	2010	Tamiya	14 / 310.51	22.17	20.22
2	2	F2	Jason Elliot	V10	Associated	14 / 317.50	22.67	20.18
3	3	F2	Bradley Killick (J)	2010	Xray	13 / 318.61	24.50	20.84
4	5		Gareth Harding	2010	HPI	12 / 310.33	25.86	22.13
5	1	F2	Matthew Mills (J)	2010	Xray	10 / 318.10	31.81	20.18

Lap	Car 1	Car 2	Car 3	Car 4	Car 5
-----	-------	-------	-------	-------	-------

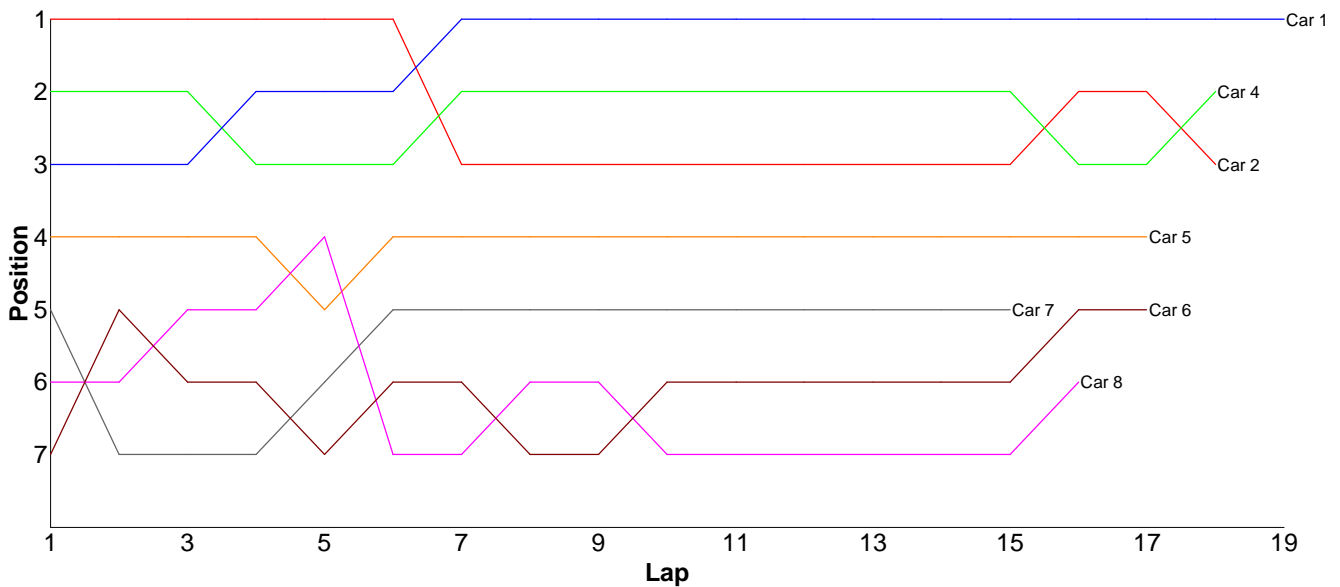
1	20.18	22.40	21.59	29.84	30.93
2	25.19	28.46	29.63	20.22	23.51
3	20.28	28.23	21.61	20.92	29.02
4	20.27	20.98	24.83	20.45	22.15
5	20.45	20.81	21.37	21.16	22.21
6	23.08	20.76	32.87	25.34	27.58
7	25.71	21.16	21.18	21.92	25.11
8	32.31	21.25	32.64	21.02	22.13
9	105.90	20.78	22.13	23.40	23.66
10	24.73	22.61	21.57	20.86	29.31
11		22.07	20.84	20.91	24.10
12		20.18	22.58	21.04	30.62
13		24.25	25.77	22.32	
14		23.56		21.11	
15					



Heat 3 - Round 2 (13.5 Stock)

Pos	Car	Form	Name	Member Type	Car Make	Result	Ave	Best
1	1	F1	Ben Cane	2010	Schumacher	19 / 313.82	16.51	16.07
2	4	F2	Nick Adams	2010	Xray	18 / 302.03	16.77	15.54
3	2	F1	Dominic Skinner	2010	Tamiya	18 / 302.31	16.79	15.68
4	5	F1	James Davis	2010	Tamiya	17 / 306.58	18.03	17.19
5	6	F2	Kevin Bissell	2010	Xray	17 / 315.82	18.57	17.31
6	8	F2	Adrian Morrish	2009xx	Xray	16 / 306.77	19.17	16.30
7	7	F2	Jon Wilkins	2010	Schumacher	15 / 277.52	18.50	16.68
8	3	F1	David Clift	2010	Schumacher	0 / 0.00	0.00	0.00

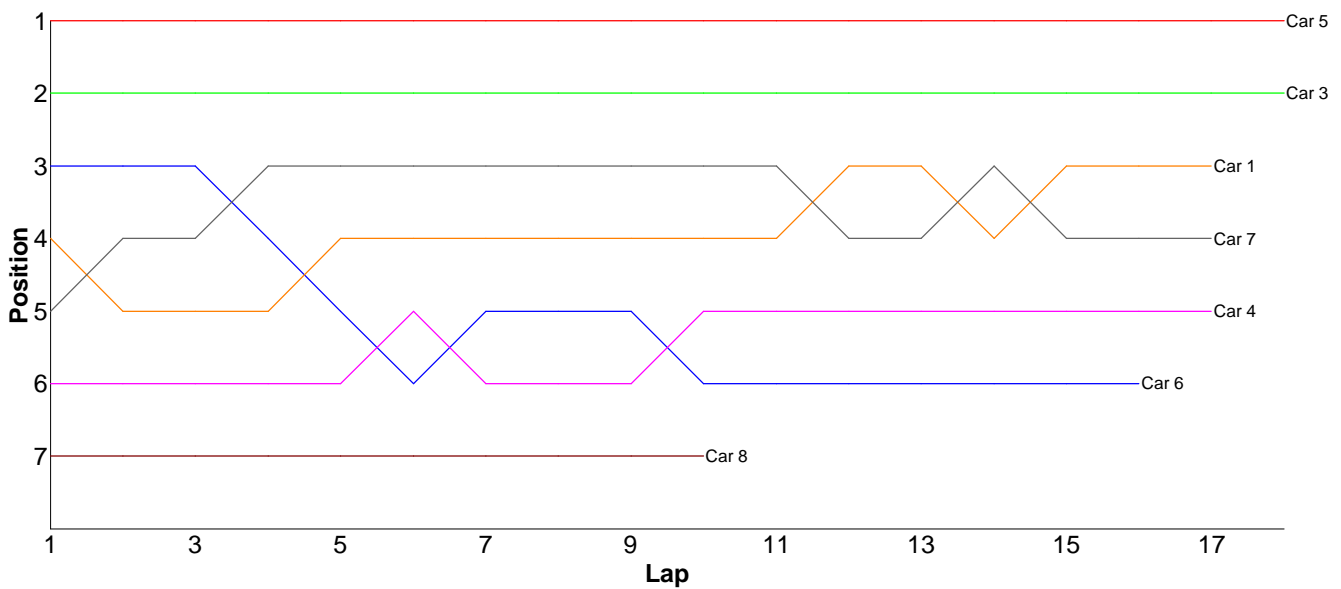
Lap	Car 1	Car 2	Car 3	Car 4	Car 5	Car 6	Car 7	Car 8
1	16.68	16.34		16.40	17.36	18.08	17.40	17.76
2	16.67	16.17		16.42	17.92	18.31	22.59	20.19
3	16.08	15.68		15.74	18.12	20.80	18.22	18.07
4	16.74	15.72		23.69	20.78	18.75	18.63	18.34
5	16.26	16.03		17.00	18.46	21.01	17.58	18.24
6	16.07	16.49		16.21	17.55	20.92	16.68	27.80
7	16.50	28.53		17.48	17.63	18.47	17.92	16.63
8	16.31	15.98		15.65	17.26	17.92	18.85	16.30
9	16.23	16.12		16.78	17.38	17.90	17.04	17.61
10	16.14	16.61		16.20	17.54	19.21	16.70	22.76
11	16.94	16.09		18.10	17.34	17.71	24.23	17.22
12	16.36	16.09		16.01	17.69	17.62	17.39	17.10
13	16.46	15.83		15.54	19.08	18.21	19.22	17.38
14	17.48	16.31		16.08	17.30	17.69	17.86	17.60
15	16.49	15.98		16.21	18.87	18.06	17.21	26.52
16	16.48	15.83		16.59	17.19	17.31		17.25
17	16.93	16.21		15.99	19.11	17.85		
18	16.54	16.30		15.94				
19	16.46							
20								



Heat 4 - Round 2 (13.5 Stock)

Pos	Car	Form	Name	Member Type	Car Make	Result	Ave	Best
1	5	F2	Brian Killick	2010	Xray	18 / 302.39	16.79	16.26
2	3	F2	Kieran Stokes (J)	2010	Xray	18 / 310.66	17.25	16.84
3	1	F2	Ian Cairns	2010	Schumacher	17 / 302.74	17.80	17.01
4	7	F2	Andrew Mills	2010	Xray	17 / 303.09	17.82	16.91
5	4	F2	Chris Graco	2010	Xray	17 / 309.58	18.21	17.17
6	6	F2	Robin Francis	2010	Xray	16 / 302.11	18.88	17.13
7	8	F2	Jose Jimenez	2009xx	Hot Bodies	10 / 307.51	30.75	17.76
8	2		Garry Noble	V10	Schumacher	0 / 0.00	0.00	0.00

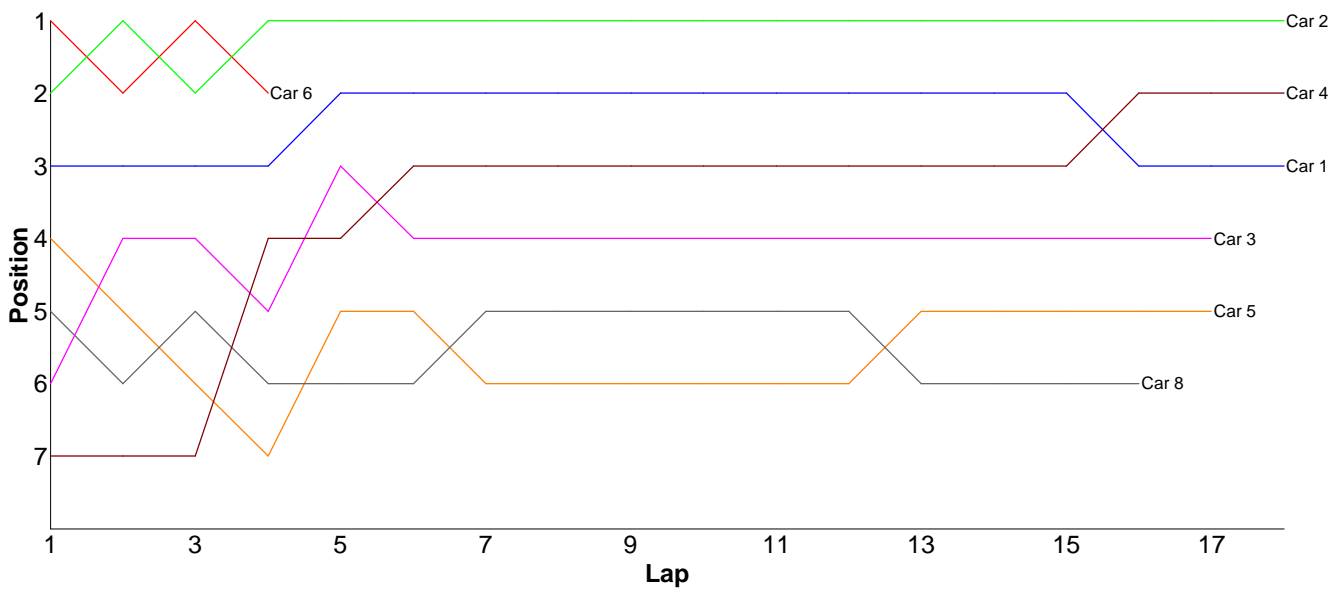
Lap	Car 1	Car 2	Car 3	Car 4	Car 5	Car 6	Car 7	Car 8
1	17.89		17.39	20.64	16.88	17.66	18.44	23.41
2	17.62		17.00	17.97	16.26	17.63	17.06	28.57
3	17.64		16.98	17.64	16.94	17.47	17.60	125.26
4	17.91		17.04	17.65	16.56	18.09	17.15	19.70
5	17.70		17.16	19.52	17.27	18.95	18.06	18.56
6	17.39		17.45	17.67	16.33	22.24	17.27	18.58
7	17.12		17.06	18.66	16.63	17.58	16.91	17.94
8	18.19		17.31	21.61	16.71	18.41	17.55	18.52
9	17.24		19.34	18.29	18.05	21.53	17.98	19.21
10	17.24		17.00	17.51	16.76	17.99	17.53	17.76
11	17.01		16.87	17.37	16.84	17.13	17.35	
12	17.65		16.84	17.37	16.72	20.31	17.92	
13	17.78		17.09	17.29	16.91	17.79	18.33	
14	21.34		17.37	18.16	16.90	18.34	18.28	
15	17.80		17.45	17.17	16.52	23.66	20.31	
16	17.66		16.98	17.31	16.65	17.33	17.71	
17	17.56		17.29	17.75	16.72		17.64	
18			17.04		16.74			
19								



Heat 5 - Round 2 (13.5 Stock)

Pos	Car	Form	Name	Member Type	Car Make	Result	Ave	Best
1	2	F2	Neil Talbot	2010	Xray	18 / 311.77	17.32	16.76
2	4		Matt Sedgley	2010	Schumacher	18 / 316.89	17.60	16.77
3	1		Ian Newton	V10	Photon	18 / 317.79	17.65	17.03
4	3	F2	Scott Stokes	2010	Xray	17 / 309.02	18.17	17.10
5	5	F2	Stephen Mills	2010	Schumacher	17 / 318.35	18.72	17.82
6	8	F2	Gerald Page	2009xx	Tamiya	16 / 302.41	18.90	18.08
7	6	F2	Mike Vorley	2010	Schumacher	4 / 69.70	17.42	16.62
8	7	F2	Chris Howard	2010	Schumacher	0 / 0.00	0.00	0.00

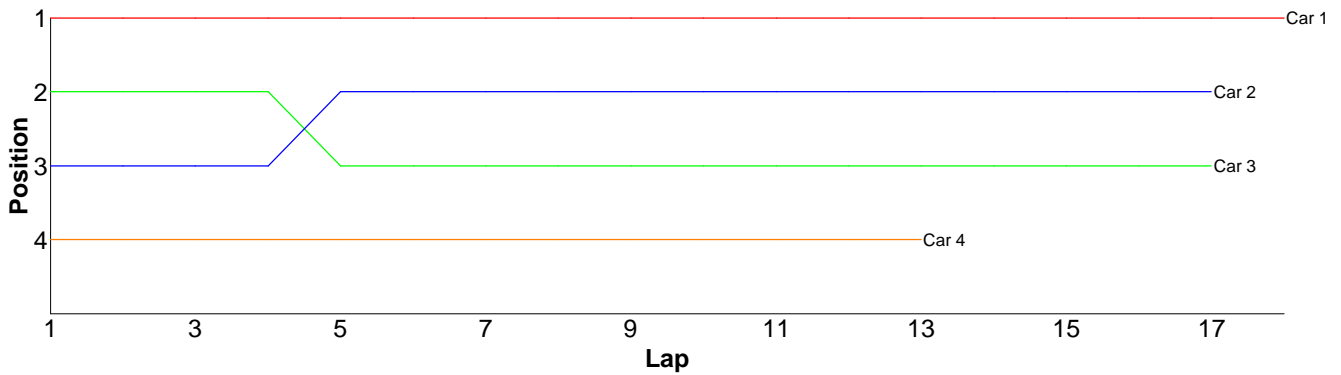
Lap	Car 1	Car 2	Car 3	Car 4	Car 5	Car 6	Car 7	Car 8
1	17.82	17.69	19.10	21.87	18.07	17.34		18.95
2	17.26	16.82	17.60	17.50	19.05	17.30		18.46
3	17.33	16.76	18.21	16.93	18.84	16.62		18.34
4	17.30	17.02	18.76	17.24	18.11	18.44		18.29
5	17.80	16.79	18.46	18.59	18.58			19.01
6	17.33	17.66	17.82	17.13	18.21			18.90
7	17.16	17.22	18.04	16.85	22.07			18.25
8	17.33	17.56	17.87	16.85	17.83			18.30
9	17.18	17.54	17.10	16.89	17.82			18.47
10	17.03	17.63	18.08	17.22	19.05			18.99
11	17.16	17.08	18.12	16.77	18.69			19.37
12	17.51	17.62	17.95	17.09	18.51			18.08
13	17.04	17.25	18.83	16.82	18.09			21.83
14	17.77	17.40	17.81	17.46	19.89			19.38
15	17.18	17.15	18.13	17.06	18.79			18.82
16	21.27	17.31	19.18	17.69	18.18			18.97
17	18.26	17.40	17.96	17.86	18.57			
18	18.06	17.87		19.07				
19								



Heat 6 - Round 2 (<GT>)

Pos	Car	Form	Name	Class	Member Type	Car Make	Result	Ave	Best
1	1		Nigel Moss	GT2	2010	CRC	18 / 311.58	17.31	16.36
2	2		Jon Wilkins	GT3	2010	Associated	17 / 300.22	17.66	16.92
3	3		Dave Skelton	GT1	2010	Associated	17 / 314.10	18.47	17.35
4	4		David Chieng	GT3	2010	Tamiya	13 / 320.65	24.66	22.37

Lap	Car 1	Car 2	Car 3	Car 4
1	17.27	18.54	18.01	26.92
2	16.81	17.61	17.36	22.92
3	16.58	17.59	18.02	24.30
4	17.88	17.38	17.67	32.10
5	16.62	16.92	23.49	23.73
6	16.40	19.16	17.74	24.96
7	16.54	17.43	18.15	23.72
8	16.89	17.29	17.35	24.51
9	16.61	17.73	17.95	23.48
10	16.62	17.40	17.43	23.74
11	16.36	17.32	17.53	22.51
12	17.27	19.76	20.80	25.39
13	25.12	17.18	17.85	22.37
14	16.52	17.00	17.52	
15	16.90	17.10	18.16	
16	17.41	17.46	19.99	
17	16.79	17.35	19.08	
18	16.99			
19				

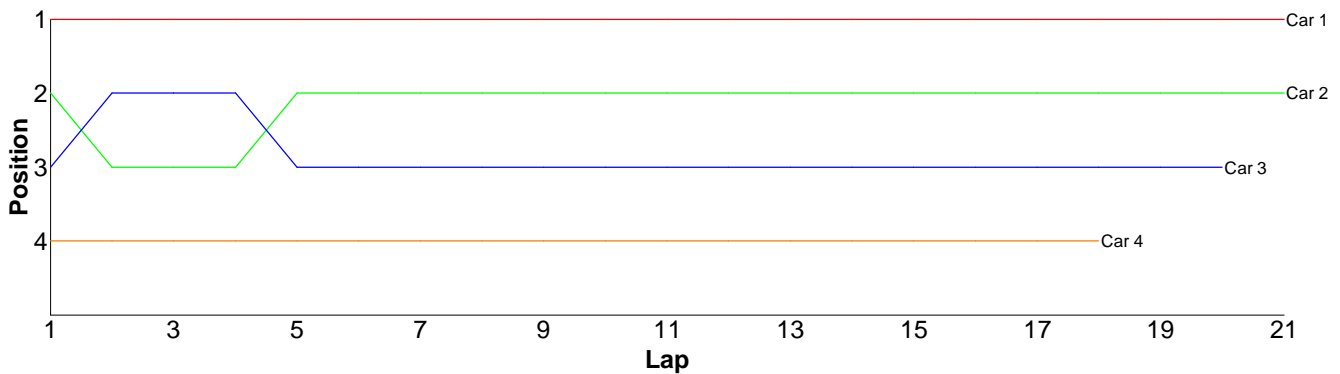


Heat 7 - Round 2 (10.5 ProStk)

Pos	Car	Form	Name	Member Type	Car Make	Result	Ave	Best
1	1	F1	Glen Westwood	2010	Xray	21 / 303.97	14.47	14.10
2	2	F1	Matthew Quinlisk	2009xx	Schumacher	21 / 311.12	14.81	14.52
3	3	F2	Kieran Clift (J)	2010	Xray	20 / 306.49	15.32	14.56
4	4		Les Baldry	V10	Schumacher	18 / 313.03	17.39	15.56

Lap Car 1 Car 2 Car 3 Car 4

1	14.10	14.70	14.74	16.80
2	14.30	14.87	14.82	21.92
3	14.33	14.69	14.65	25.55
4	14.79	14.76	14.56	18.87
5	14.36	14.59	16.47	16.30
6	14.58	14.68	14.61	15.57
7	14.60	14.70	19.18	15.74
8	14.34	14.85	15.03	16.66
9	14.51	14.61	15.00	17.35
10	14.41	14.94	14.80	16.24
11	14.39	15.79	14.79	17.58
12	14.58	14.85	14.94	17.22
13	14.46	14.72	14.59	17.04
14	14.45	14.52	14.86	15.77
15	14.47	14.81	16.05	16.30
16	14.58	14.67	16.07	15.90
17	14.66	14.76	15.43	15.56
18	14.41	14.80	15.32	16.66
19	14.40	14.87	15.47	
20	14.69	14.68	15.11	
21	14.56	15.26		
22				



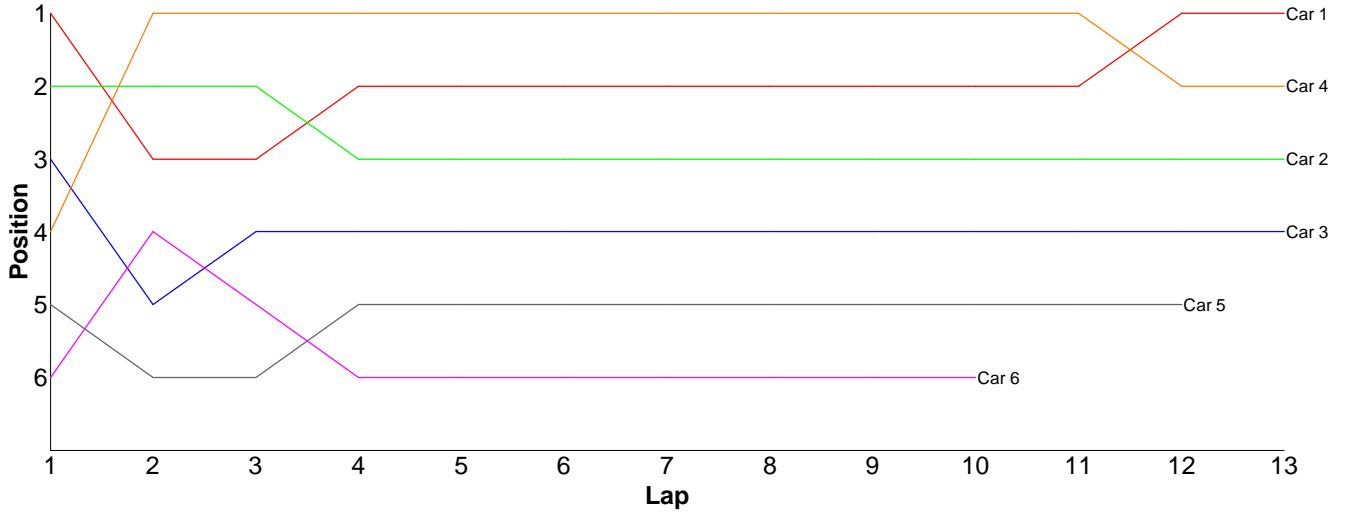
Heat 1 - Round 3 (Bikes)

Pos	Car	Form	Name	Member Type	Car Make	Result	Ave	Best
1	1	F1	Simon Lancaster	V10		13 / 300.31	23.10	22.66
2	4	F1	Matt Tims	2010		13 / 300.36	23.10	22.25
3	2	F1	Steve Leake	2010		13 / 306.79	23.59	22.97
4	3	F1	Andy Carless	2010		13 / 308.83	23.75	23.09
5	5	F1	Dave Tims	2010		12 / 315.06	26.25	25.33
6	6	F1	Scott Adderson	2010		10 / 301.66	30.16	24.41

Lap Car 1 Car 2 Car 3 Car 4 Car 5 Car 6

1	22.79	23.37	23.50	23.81	25.92	26.30
2	24.09	22.97	27.62	22.25	25.47	24.41
3	23.06	23.50	23.09	22.65	26.84	25.71
4	22.66	23.78	23.43	23.26	25.49	29.68
5	22.92	23.97	23.61	23.02	25.89	32.95

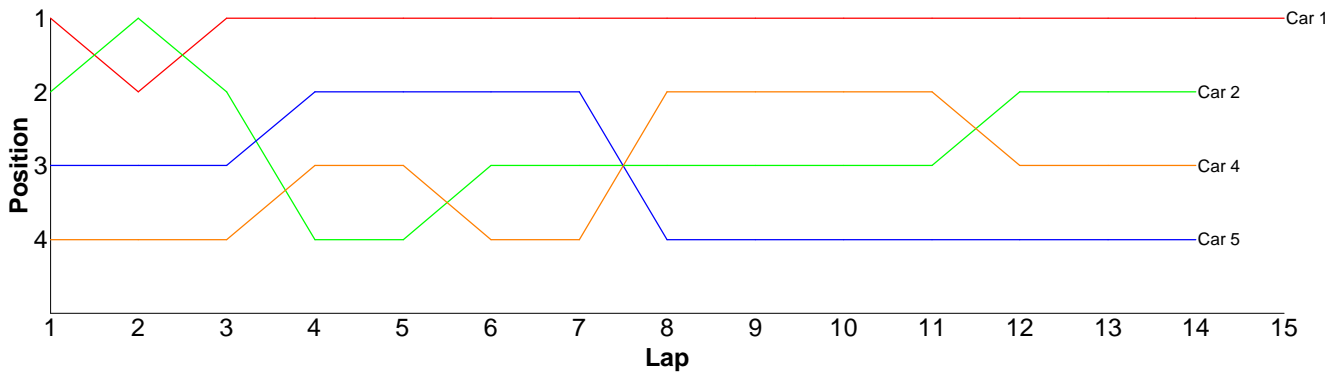
6	22.95	23.97	23.56	23.22	25.33	39.71
7	22.88	24.38	23.33	22.62	28.97	39.78
8	23.82	23.27	23.46	22.74	25.93	25.17
9	22.77	23.66	23.47	23.37	25.77	25.09
10	23.39	23.53	23.37	23.55	27.68	32.86
11	23.13	23.22	23.23	22.83	25.36	
12	22.88	23.62	23.58	24.13	26.41	
13	22.97	23.55	23.58	22.91		
14						



Heat 2 - Round 3 (17.5 Sport)

Pos	Car	Form	Name	Member Type	Car Make	Result	Ave	Best
1	1	F2	Matthew Mills (J)	2010	Xray	15 / 310.22	20.68	18.94
2	2	F2	Jason Elliot	V10	Associated	14 / 304.62	21.75	20.06
3	4	F2	David Chieng	2010	Tamiya	14 / 310.80	22.20	19.60
4	5		Gareth Harding	2010	HPI	14 / 313.06	22.36	20.95
5	3	F2	Bradley Killick (J)	2010	Xray	0 / 0.00	0.00	0.00

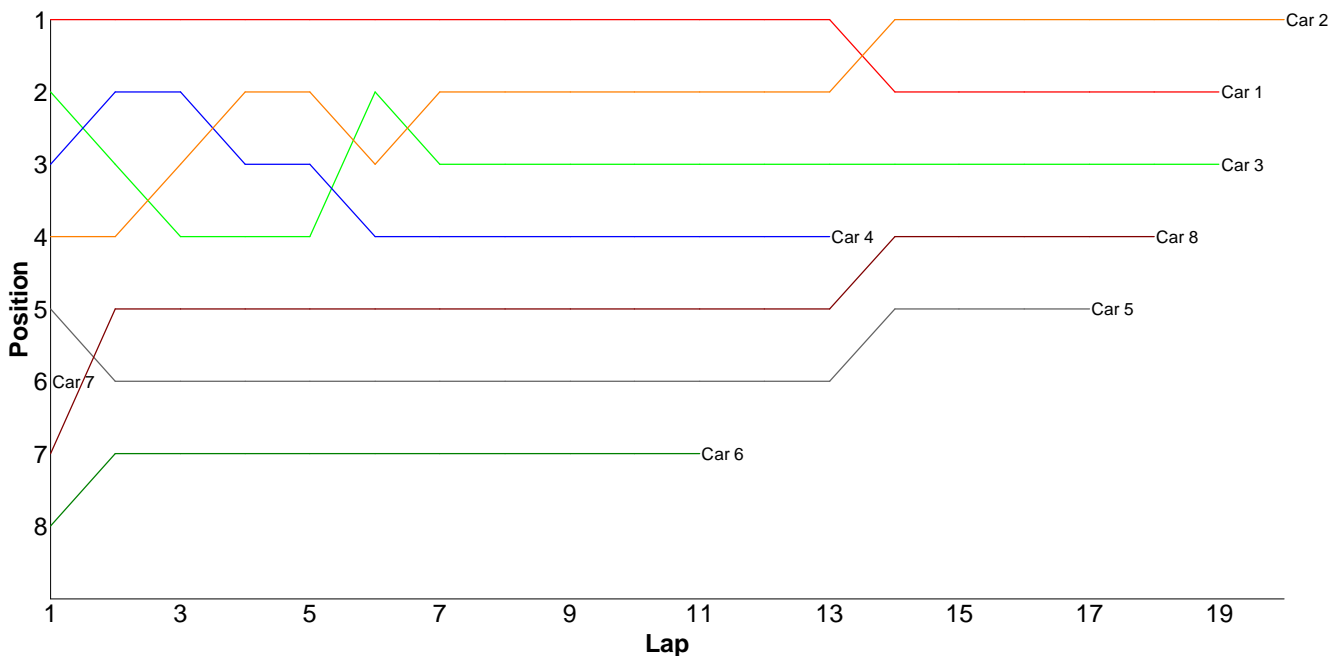
Lap	Car 1	Car 2	Car 3	Car 4	Car 5
1	19.93	20.85		28.48	21.47
2	21.80	20.58		22.47	21.64
3	19.83	21.34		21.71	21.18
4	19.19	30.29		20.30	20.98
5	22.95	20.99		19.60	21.64
6	20.62	20.71		23.11	25.43
7	20.96	22.46		22.34	22.09
8	20.16	21.17		19.81	24.27
9	18.96	20.80		19.64	20.95
10	19.17	20.06		19.80	21.21
11	18.94	23.62		21.66	23.44
12	19.74	20.77		26.12	24.38
13	23.04	20.52		25.83	22.65
14	24.08	20.46		19.93	21.73
15	20.85				
16					



Heat 3 - Round 3 (13.5 Stock)

Pos	Car	Form	Name	Member Type	Car Make	Result	Ave	Best
1	2	F1	Dominic Skinner	2010	Tamiya	20 / 315.82	15.79	15.32
2	1	F1	Ben Cane	2010	Schumacher	19 / 302.73	15.93	15.41
3	3	F1	David Clift	2010	Schumacher	19 / 303.94	15.99	15.67
4	8	F2	Adrian Morrish	2009xx	Xray	18 / 310.22	17.23	16.72
5	5	F1	James Davis	2010	Tamiya	17 / 303.94	17.87	16.83
6	4	F2	Nick Adams	2010	Xray	13 / 223.05	17.15	15.54
7	6	F2	Kevin Bissell	2010	Xray	11 / 316.46	28.76	16.72
8	7	F2	Jon Wilkins	2010	Schumacher	1 / 18.24	18.24	18.24

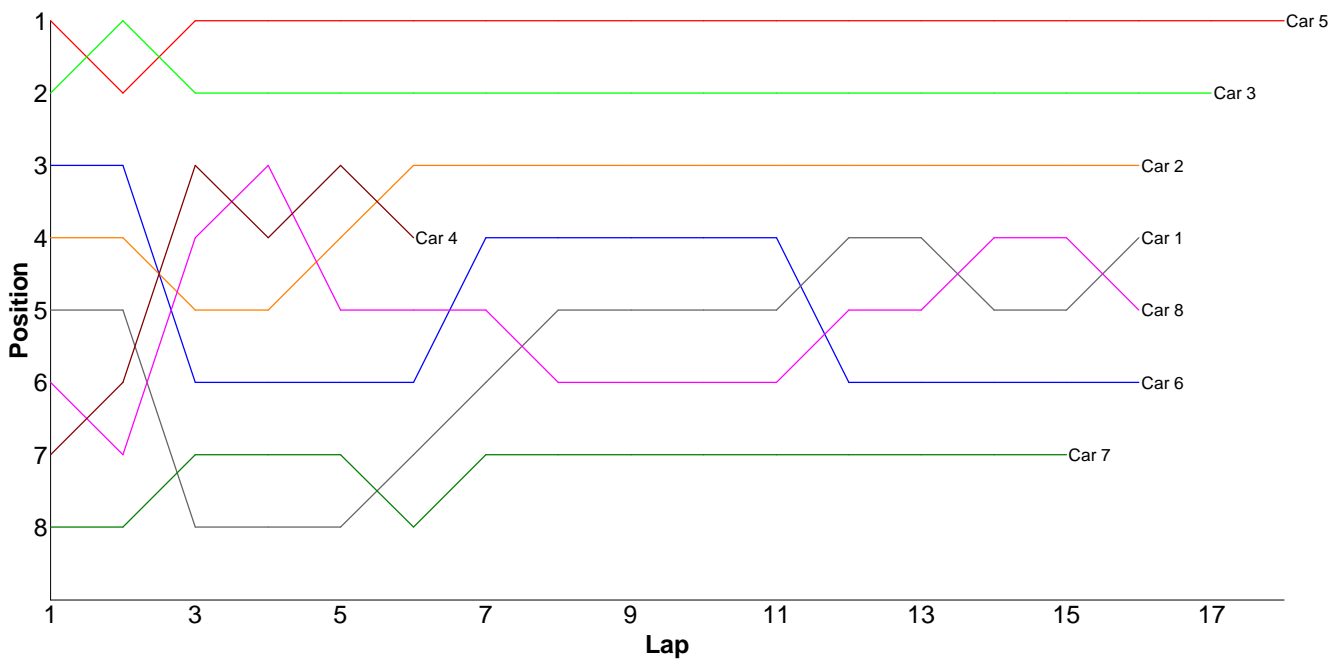
Lap	Car 1	Car 2	Car 3	Car 4	Car 5	Car 6	Car 7	Car 8
1	15.41	16.58	15.76	15.90	17.99	135.52	18.24	18.31
2	15.63	15.67	16.30	15.86	18.36	17.06		17.27
3	15.67	15.43	15.67	15.54	17.29	17.44		16.76
4	15.93	15.32	15.85	15.93	16.85	26.93		16.87
5	15.65	15.67	16.27	15.87	17.22	17.02		17.16
6	15.70	17.18	15.85	18.25	25.47	16.90		17.35
7	15.91	15.61	16.09	15.70	17.56	16.72		17.84
8	15.64	15.49	16.12	15.70	18.04	17.33		18.26
9	15.74	15.48	15.75	15.67	17.25	17.71		17.15
10	16.17	15.69	15.94	16.64	17.16	17.07		16.77
11	16.00	15.46	15.89	16.44	16.83	16.76		17.02
12	15.75	15.88	15.98	15.54	18.41			16.72
13	15.79	15.54	15.80	30.01	17.47			17.55
14	15.86	15.66	15.99		17.14			17.35
15	15.81	15.76	15.98		17.11			17.07
16	17.58	15.61	15.99		16.95			16.75
17	16.17	15.83	16.28		16.84			17.27
18	16.51	16.48	16.04					16.75
19	15.81	15.61	16.39					
20		15.87						
21								



Heat 4 - Round 3 (13.5 Stock)

Pos	Car	Form	Name	Member Type	Car Make	Result	Ave	Best
1	5	F2	Brian Killick	2010	Xray	18 / 301.33	16.74	16.09
2	3	F2	Kieran Stokes (J)	2010	Xray	17 / 301.65	17.74	16.33
3	2		Garry Noble	V10	Schumacher	16 / 305.85	19.11	16.91
4	1	F2	Ian Cairns	2010	Schumacher	16 / 307.23	19.20	17.28
5	8	F2	Jose Jimemez	2009xx	Hot Bodies	16 / 308.39	19.27	17.61
6	6	F2	Robin Francis	2010	Xray	16 / 310.63	19.41	17.03
7	7	F2	Andrew Mills	2010	Xray	15 / 305.87	20.39	17.66
8	4	F2	Chris Graco	2010	Xray	6 / 111.18	18.53	17.46

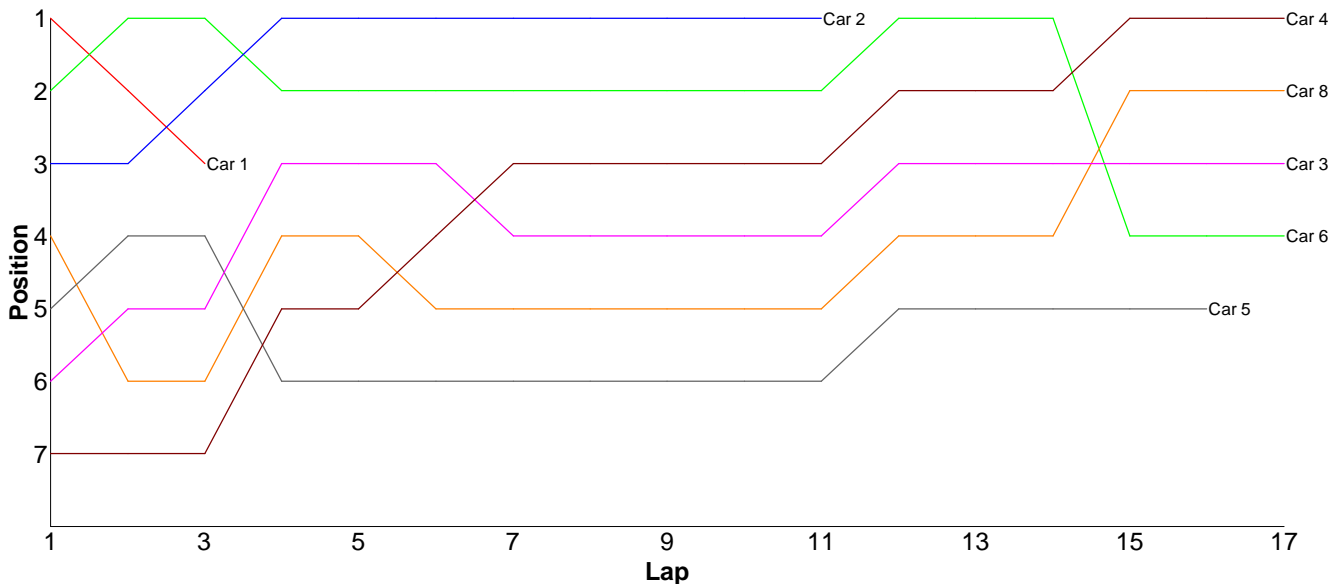
Lap	Car 1	Car 2	Car 3	Car 4	Car 5	Car 6	Car 7	Car 8
1	18.20	17.97	16.86	22.40	16.81	17.68	24.22	21.24
2	19.99	17.32	16.33	17.57	16.62	17.36	17.66	18.73
3	24.85	22.68	17.03	17.46	16.25	23.48	19.73	17.75
4	23.33	18.07	16.89	17.92	16.25	22.55	19.80	17.61
5	17.76	17.57	17.50	17.90	17.63	17.96	22.56	22.76
6	17.83	17.05	18.97	17.93	16.82	19.39	22.04	20.13
7	17.73	17.29	19.38		16.80	17.26	18.42	19.59
8	17.70	17.90	19.63		16.61	17.03	22.25	21.32
9	17.86	24.40	17.13		16.09	18.27	18.18	18.38
10	19.19	17.81	18.76		16.66	17.18	19.26	17.83
11	17.78	16.91	17.83		16.68	20.39	22.86	19.06
12	17.59	16.92	17.43		16.18	27.54	17.98	18.94
13	17.28	17.95	18.12		16.71	18.63	23.50	18.97
14	24.39	24.89	17.40		18.24	20.24	18.06	17.86
15	18.13	17.60	17.83		16.65	18.17	19.35	19.25
16	17.62	23.52	17.46		17.02	17.50		18.97
17			17.10		16.51			
18					16.80			
19								



Heat 5 - Round 3 (13.5 Stock)

Pos	Car	Form	Name	Member Type	Car Make	Result	Ave	Best
1	4		Matt Sedgley	2010	Schumacher	17 / 306.49	18.02	16.82
2	8	F2	Gerald Page	2009xx	Tamiya	17 / 311.04	18.29	17.38
3	3	F2	Scott Stokes	2010	Xray	17 / 312.42	18.37	17.85
4	6	F2	Mike Vorley	2010	Schumacher	17 / 312.73	18.39	16.41
5	5	F2	Stephen Mills	2010	Schumacher	16 / 306.22	19.13	17.33
6	2	F2	Neil Talbot	2010	Xray	11 / 189.45	17.22	16.96
7	1		Ian Newton	V10	Photon	3 / 51.81	17.27	16.89
8	7	F2	Chris Howard	2010	Schumacher	0 / 0.00	0.00	0.00

Lap	Car 1	Car 2	Car 3	Car 4	Car 5	Car 6	Car 7	Car 8
1	16.89	17.52	18.46	20.80	17.93	17.50		17.57
2	17.40	17.10	18.96	19.72	18.14	16.41		21.30
3	17.52	17.08	18.24	17.32	18.10	16.72		17.93
4		17.05	17.95	17.25	27.34	18.93		17.94
5		16.96	17.89	17.82	17.59	16.86		18.08
6		17.37	17.85	17.26	17.33	18.10		17.62
7		17.12	18.73	16.89	18.26	17.32		22.73
8		17.04	18.26	17.29	18.08	17.98		17.69
9		17.47	17.97	16.88	17.68	16.94		17.63
10		17.35	18.17	16.82	23.53	17.18		17.68
11		17.39	19.13	20.78	17.93	16.89		19.91
12			19.08	17.24	17.60	18.31		17.41
13			18.21	17.44	21.82	22.18		17.46
14			19.38	18.42	18.53	18.31		17.49
15			18.29	18.20	18.21	27.79		17.38
16			17.85	17.58	18.15	17.75		17.64
17			18.00	18.78		17.56		17.58
18								

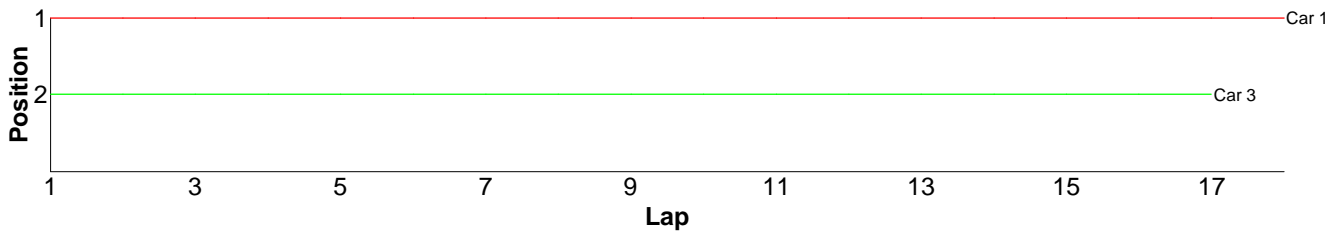


Heat 6 - Round 3 (<GT>)

Pos	Car	Form	Name	Class	Member Type	Car Make	Result	Ave	Best
1	1		Nigel Moss	GT2	2010	CRC	18 / 300.99	16.72	16.05
2	3		Dave Skelton	GT1	2010	Associated	17 / 302.37	17.78	17.13
=3	2		Jon Wilkins	GT3	2010	Associated	0 / 0.00	0.00	0.00
=3	4		David Chieng	GT3	2010	Tamiya	0 / 0.00	0.00	0.00

Lap	Car 1	Car 2	Car 3	Car 4
-----	-------	-------	-------	-------

1	16.46		17.28	
2	16.28		17.50	
3	16.12		18.10	
4	16.07		18.88	
5	16.05		19.15	
6	16.54		17.58	
7	16.38		17.32	
8	16.74		17.17	
9	17.22		17.47	
10	16.67		17.23	
11	16.18		17.13	
12	17.13		17.38	
13	16.44		17.44	
14	19.51		18.62	
15	16.71		18.59	
16	16.69		17.69	
17	16.95		17.84	
18	16.85			
19				

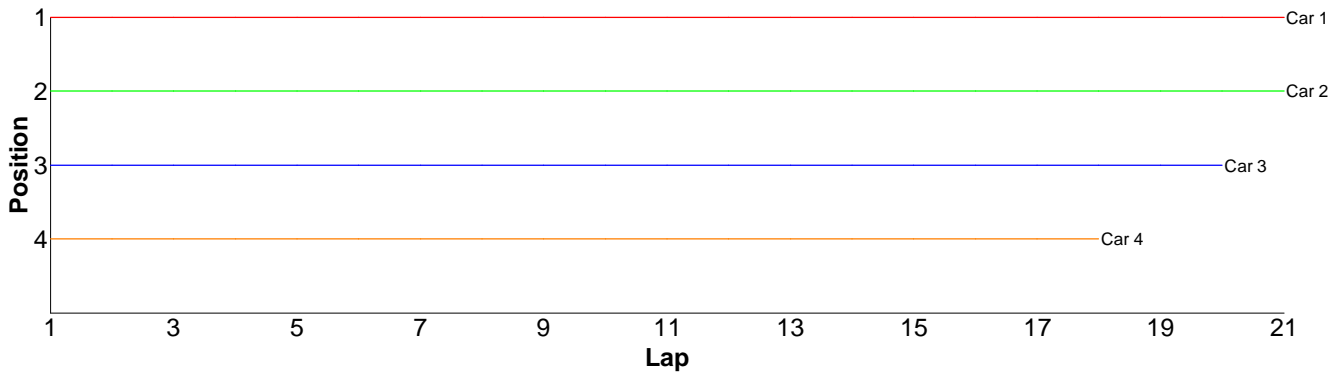


Heat 7 - Round 3 (10.5 ProStk)

Pos	Car	Form	Name	Member Type	Car Make	Result	Ave	Best
1	1	F1	Glen Westwood	2010	Xray	21 / 305.86	14.56	14.33
2	2	F1	Matthew Quinlisk	2009xx	Schumacher	21 / 313.26	14.91	14.65
3	3	F2	Kieran Clift (J)	2010	Xray	20 / 303.25	15.16	14.88
4	4		Les Baldry	V10	Schumacher	18 / 308.04	17.11	15.39

Lap Car 1 Car 2 Car 3 Car 4

1	14.88	14.88	15.42	33.20
2	14.76	15.03	15.33	17.63
3	14.72	14.99	15.57	15.65
4	14.39	14.79	15.18	16.17
5	14.34	14.80	15.12	15.77
6	14.33	14.83	15.05	15.80
7	14.38	15.09	15.07	15.74
8	14.57	14.65	15.12	15.92
9	14.41	15.33	14.88	15.79
10	14.42	14.89	14.88	16.35
11	14.53	14.97	15.05	16.69
12	14.62	14.99	14.95	15.74
13	14.82	14.92	15.58	17.56
14	14.68	14.67	15.03	16.00
15	14.60	14.81	14.93	16.48
16	14.60	14.77	15.23	15.90
17	14.51	14.75	15.06	16.26
18	14.57	14.82	15.02	15.39
19	14.50	14.96	15.45	
20	14.62	14.69	15.33	
21	14.61	15.63		
22				



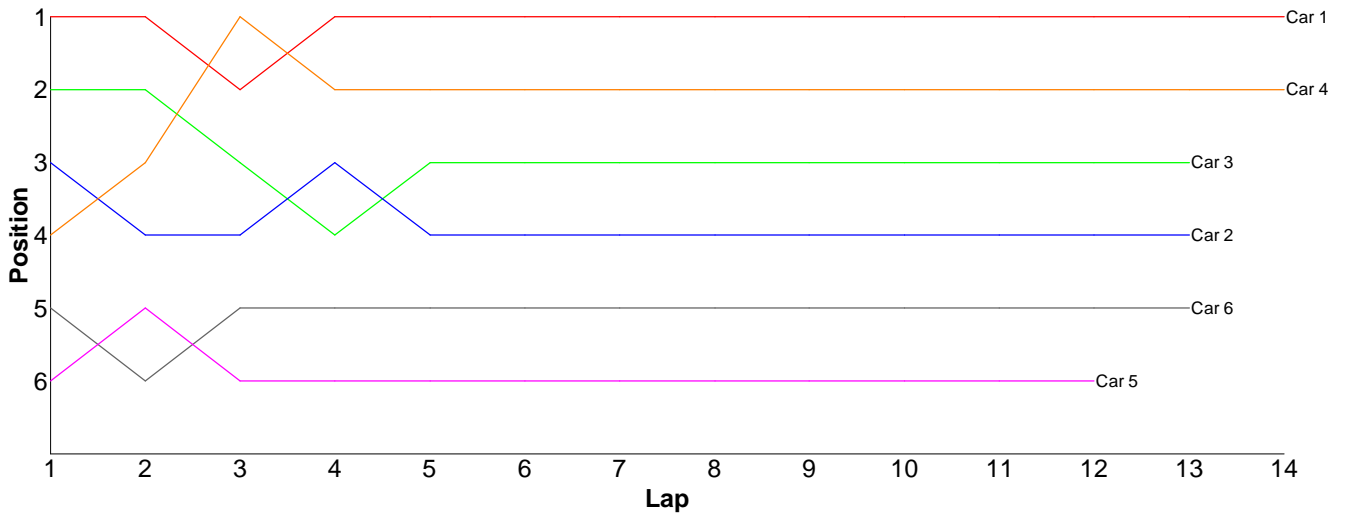
Heat 1 - Round 4 (Bikes)

Pos	Car	Form	Name	Member Type	Car Make	Result	Ave	Best
1	1	F1	Simon Lancaster	V10		14 / 317.22	22.65	22.31
2	4	F1	Matt Tims	2010		14 / 317.88	22.70	22.03
3	3	F1	Andy Carless	2010		13 / 303.01	23.30	22.91
4	2	F1	Steve Leake	2010		13 / 305.04	23.46	22.96
5	6	F1	Scott Adderson	2010		13 / 324.53	24.96	23.58
6	5	F1	Dave Tims	2010		12 / 321.26	26.77	24.37

Lap Car 1 Car 2 Car 3 Car 4 Car 5 Car 6

1	22.31	23.18	23.02	23.82	25.46	25.19
2	23.17	23.46	23.17	22.61	24.37	24.78
3	23.07	23.48	23.73	22.11	35.64	24.90
4	22.44	23.25	23.64	22.83	25.36	25.13
5	22.41	23.46	23.24	22.60	30.28	24.09

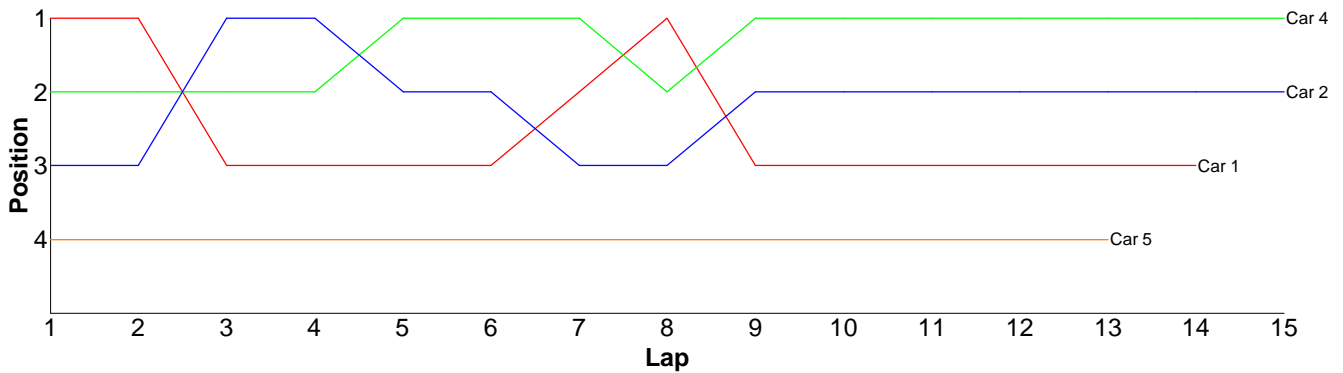
6	22.86	23.85	23.25	22.99	25.31	24.34
7	22.42	23.42	23.05	23.54	24.87	24.22
8	22.93	23.90	23.05	22.88	25.12	23.58
9	22.82	23.43	23.67	22.31	25.33	24.29
10	22.38	23.27	23.58	22.30	27.90	25.42
11	22.43	22.96	23.77	22.74	25.96	23.99
12	22.73	23.37	22.93	22.03	25.66	29.78
13	22.64	24.01	22.91	22.84		24.82
14	22.61			22.28		
15						



Heat 2 - Round 4 (17.5 Sport)

Pos	Car	Form	Name	Member Type	Car Make	Result	Ave	Best
1	4	F2	David Chieng	2010	Tamiya	15 / 305.39	20.35	19.51
2	2	F2	Jason Elliot	V10	Associated	15 / 319.97	21.33	19.67
3	1	F2	Matthew Mills (J)	2010	Xray	14 / 304.42	21.74	19.06
4	5		Gareth Harding	2010	HPI	13 / 318.84	24.52	20.38
5	3	F2	Bradley Killick (J)	2010	Xray	0 / 0.00	0.00	0.00

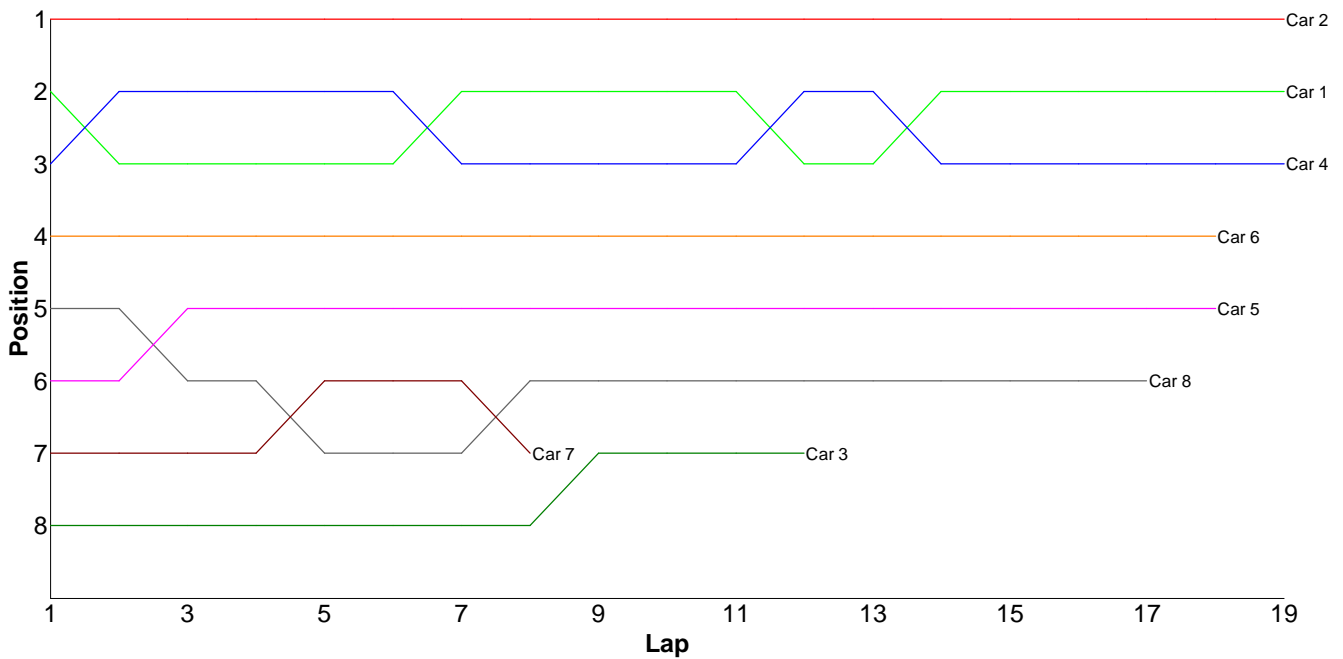
Lap	Car 1	Car 2	Car 3	Car 4	Car 5
1	19.39	20.65		20.04	52.71
2	19.72	23.37		23.83	21.88
3	27.92	20.05		20.88	22.28
4	20.38	21.53		20.85	20.38
5	19.64	20.35		19.70	24.22
6	19.11	20.20		19.74	21.33
7	19.92	20.18		20.49	21.86
8	19.06	20.07		19.81	21.35
9	24.08	19.93		19.83	21.34
10	20.69	20.43		20.02	24.83
11	26.99	19.67		20.13	22.60
12	22.04	21.19		20.73	21.79
13	25.09	20.42		20.06	22.27
14	20.39	30.18		19.77	
15		21.75		19.51	
16					



Heat 3 - Round 4 (13.5 Stock)

Pos	Car	Form	Name	Member Type	Car Make	Result	Ave	Best
1	2	F1	Dominic Skinner	2010	Tamiya	19 / 300.77	15.83	15.47
2	1	F1	Ben Cane	2010	Schumacher	19 / 301.26	15.85	15.55
3	4	F2	Nick Adams	2010	Xray	19 / 303.58	15.97	15.58
4	6	F2	Kevin Bissell	2010	Xray	18 / 305.79	16.98	16.44
5	5	F1	James Davis	2010	Tamiya	18 / 309.20	17.17	16.68
6	8	F2	Adrian Morrish	2009xx	Xray	17 / 303.97	17.88	16.38
7	3	F1	David Clift	2010	Schumacher	12 / 266.01	22.16	15.67
8	7	F2	Jon Wilkins	2010	Schumacher	8 / 151.95	18.99	18.25

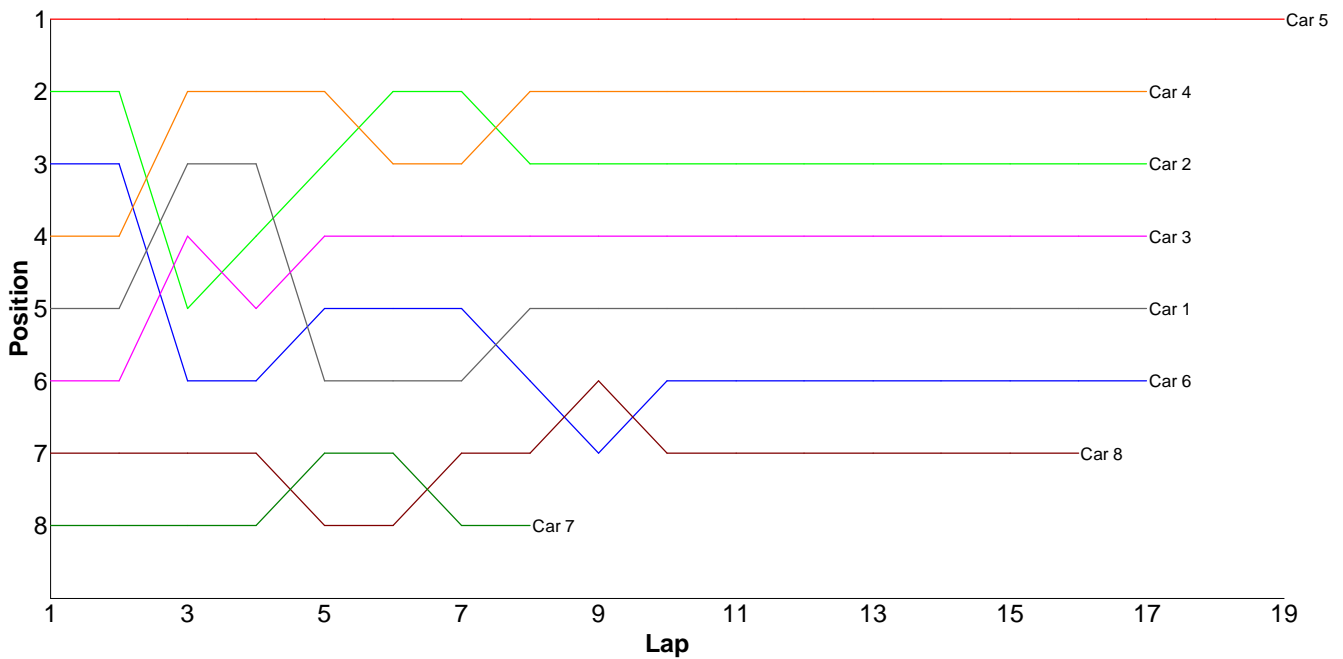
Lap	Car 1	Car 2	Car 3	Car 4	Car 5	Car 6	Car 7	Car 8
1	16.05	15.70	70.96	16.22	18.07	17.24	19.61	17.82
2	17.16	15.63	24.41	16.11	17.69	16.90	18.64	17.01
3	15.90	15.76	16.26	15.59	17.00	16.81	18.64	18.78
4	15.65	15.47	15.67	15.72	16.88	17.11	18.25	17.25
5	15.69	15.73	15.94	15.84	16.68	16.70	19.59	28.14
6	15.57	15.58	23.81	16.45	17.42	17.37	18.56	17.44
7	15.83	15.65	16.80	16.16	17.13	17.06	19.16	16.88
8	15.69	15.70	16.42	15.84	16.77	16.85	19.50	16.84
9	15.95	15.62	17.04	15.86	17.92	17.23		17.10
10	16.11	18.54	16.31	15.92	17.56	17.28		17.16
11	15.76	15.86	15.85	15.78	16.73	17.29		16.52
12	15.90	15.84	16.54	15.73	17.19	16.98		16.96
13	15.72	15.65		15.58	16.77	17.10		18.10
14	15.79	15.79		16.03	16.99	16.76		16.66
15	15.69	15.70		16.51	17.35	16.44		16.38
16	15.65	15.48		15.62	16.88	16.58		17.21
17	15.55	15.47		15.58	17.46	16.99		17.72
18	15.76	15.68		16.19	16.71	17.10		
19	15.84	15.92		16.85				
20								



Heat 4 - Round 4 (13.5 Stock)

Pos	Car	Form	Name	Member Type	Car Make	Result	Ave	Best
1	5	F2	Brian Killick	2010	Xray	19 / 315.32	16.59	16.04
2	4	F2	Chris Graco	2010	Xray	17 / 303.41	17.84	16.78
3	2		Garry Noble	V10	Schumacher	17 / 306.53	18.03	16.73
4	3	F2	Kieran Stokes (J)	2010	Xray	17 / 311.38	18.31	17.66
5	1	F2	Ian Cairns	2010	Schumacher	17 / 317.92	18.70	16.99
6	6	F2	Robin Francis	2010	Xray	17 / 321.63	18.91	16.68
7	8	F2	Jose Jimenez	2009xx	Hot Bodies	16 / 315.92	19.74	17.83
8	7	F2	Andrew Mills	2010	Xray	8 / 154.88	19.36	17.99

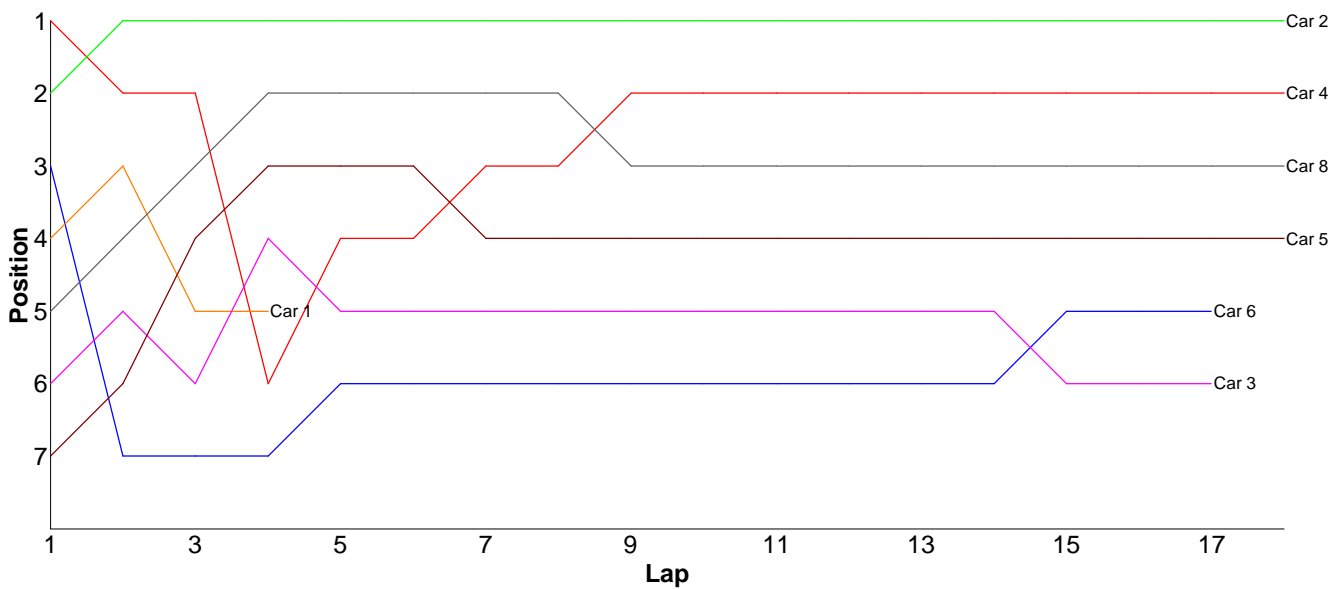
Lap	Car 1	Car 2	Car 3	Car 4	Car 5	Car 6	Car 7	Car 8
1	18.09	16.95	18.26	17.86	16.54	17.55	18.77	18.33
2	17.34	16.93	18.06	17.10	16.43	17.34	23.61	19.41
3	17.35	20.95	17.66	16.83	16.07	21.02	20.36	21.28
4	18.11	16.93	17.81	18.64	20.79	17.80	18.93	18.63
5	25.62	16.73	18.81	17.75	16.58	17.66	17.99	22.40
6	17.31	16.83	17.88	17.49	16.45	18.27	18.12	18.65
7	16.99	16.94	18.05	17.81	16.04	18.30	18.99	17.83
8	17.18	19.87	18.31	17.19	16.55	23.61	18.11	18.18
9	17.81	17.48	17.96	17.53	16.19	22.31		19.03
10	23.14	18.46	17.93	17.82	16.45	16.80		19.83
11	17.36	17.39	19.54	17.34	16.34	17.53		18.88
12	17.02	17.12	19.23	17.04	16.30	16.68		18.49
13	17.08	17.34	18.18	16.78	16.63	18.65		19.27
14	18.20	24.60	18.56	22.23	16.29	18.50		18.17
15	17.32	17.11	18.09	17.74	16.34	17.56		25.79
16	18.59	17.42	17.86	17.14	16.35	17.96		21.75
17	23.41	17.48	19.19	19.12	16.27	24.09		
18					16.43			
19					16.28			
20								



Heat 5 - Round 4 (13.5 Stock)

Pos	Car	Form	Name	Member Type	Car Make	Result	Ave	Best
1	2	F2	Neil Talbot	2010	Xray	18 / 305.59	16.97	16.58
2	4		Matt Sedgley	2010	Schumacher	18 / 307.51	17.08	16.18
3	8	F2	Gerald Page	2009xx	Tamiya	18 / 312.48	17.36	16.70
4	5	F2	Stephen Mills	2010	Schumacher	18 / 315.76	17.54	16.88
5	6	F2	Mike Vorley	2010	Schumacher	17 / 310.74	18.27	16.71
6	3	F2	Scott Stokes	2010	Xray	17 / 312.27	18.36	17.20
7	1		Ian Newton	V10	Photon	4 / 72.42	18.10	17.64
8	7	F2	Chris Howard	2010	Schumacher	0 / 0.00	0.00	0.00

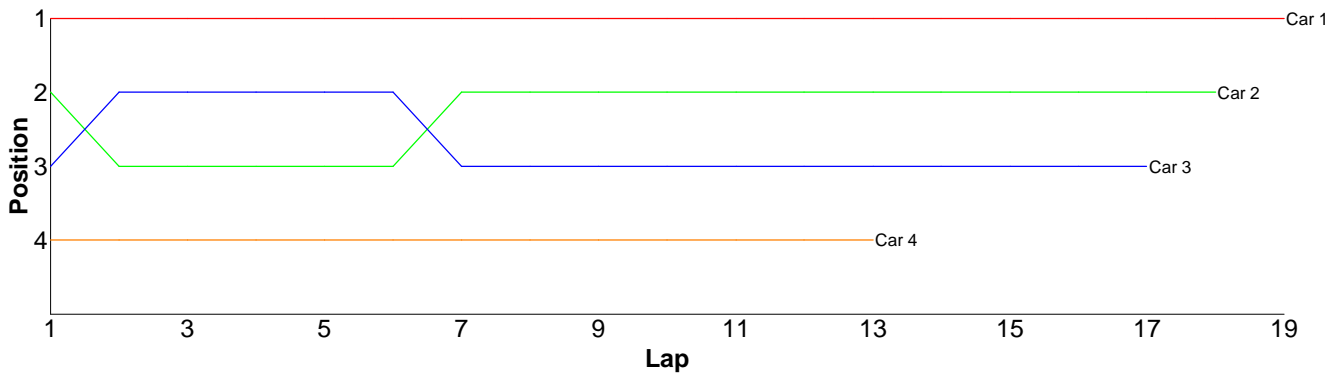
Lap	Car 1	Car 2	Car 3	Car 4	Car 5	Car 6	Car 7	Car 8
1	17.64	17.02	18.45	16.68	18.73	17.54		18.12
2	17.80	17.09	17.20	18.73	17.27	27.98		17.34
3	17.75	16.68	17.81	16.56	16.99	17.28		17.40
4	19.23	18.46	17.71	20.68	17.58	17.28		17.23
5		16.87	21.66	17.34	17.46	25.56		17.83
6		16.76	18.72	16.85	17.80	17.32		17.43
7		16.83	17.96	16.20	17.71	17.03		17.28
8		17.11	18.32	17.14	18.12	16.77		17.17
9		17.36	18.20	16.18	18.43	16.71		17.06
10		17.12	17.68	16.55	17.71	16.91		17.32
11		16.82	19.53	16.39	17.48	18.11		17.01
12		16.59	18.10	16.69	17.27	17.04		17.74
13		17.21	18.44	17.19	17.45	16.79		16.70
14		17.04	18.28	17.46	17.16	17.21		17.06
15		16.77	19.40	16.65	17.57	16.88		17.29
16		16.62	17.45	16.50	17.03	17.18		17.72
17		16.58	17.36	16.86	16.88	17.15		17.49
18		16.66		16.86	17.12			17.29
19								



Heat 6 - Round 4 (<GT>)

Pos	Car	Form	Name	Class	Member Type	Car Make	Result	Ave	Best
1	1		Nigel Moss	GT2	2010	CRC	19 / 307.75	16.19	15.67
2	2		Jon Wilkins	GT3	2010	Associated	18 / 313.28	17.40	16.58
3	3		Dave Skelton	GT1	2010	Associated	17 / 316.31	18.60	16.83
4	4		David Chieng	GT3	2010	Tamiya	13 / 308.65	23.74	21.10

Lap	Car 1	Car 2	Car 3	Car 4
1	16.12	18.95	19.83	23.03
2	16.19	21.35	18.21	24.96
3	16.38	17.69	16.84	22.72
4	15.82	16.58	18.19	24.12
5	15.89	16.63	17.07	24.69
6	16.08	16.75	17.76	27.07
7	15.81	16.78	16.83	21.10
8	15.78	16.93	21.23	24.32
9	16.65	16.97	18.67	25.50
10	15.67	17.71	17.68	22.41
11	16.47	16.85	17.75	25.17
12	16.32	17.09	17.39	21.41
13	16.75	17.02	17.76	22.15
14	16.53	16.70	17.76	
15	16.22	17.23	20.94	
16	16.21	16.87	24.77	
17	16.20	17.02	17.63	
18	16.17	18.16		
19	16.49			
20				

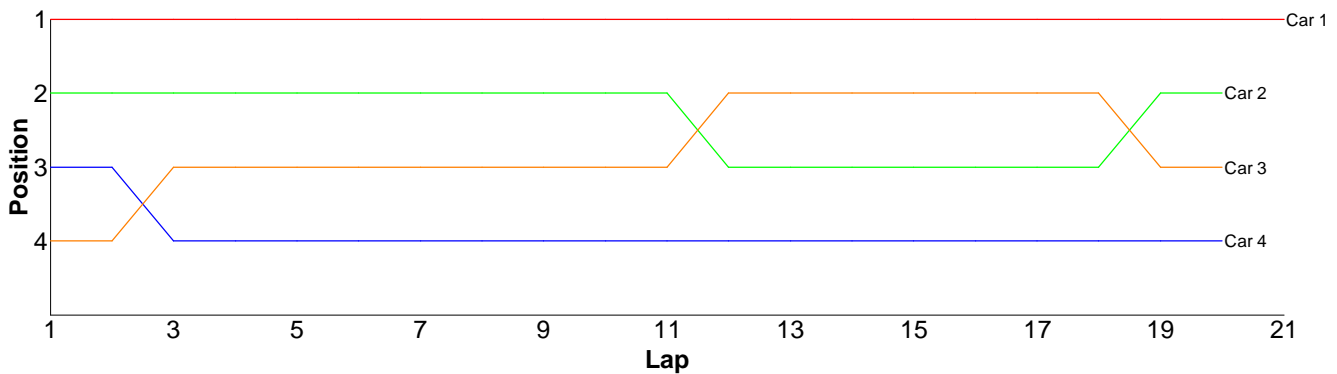


Heat 7 - Round 4 (10.5 ProStk)

Pos	Car	Form	Name	Member Type	Car Make	Result	Ave	Best
1	1	F1	Glen Westwood	2010	Xray	21 / 304.47	14.49	14.07
2	2	F1	Matthew Quinlisk	2009xx	Schumacher	20 / 300.68	15.03	14.60
3	3	F2	Kieran Clift (J)	2010	Xray	20 / 303.64	15.18	14.64
4	4		Les Baldry	V10	Schumacher	20 / 309.90	15.49	15.04

Lap Car 1 Car 2 Car 3 Car 4

1	14.07	14.70	15.33	15.12
2	14.36	14.68	15.07	15.16
3	14.37	15.13	14.78	15.21
4	14.46	14.76	15.22	15.36
5	14.38	14.60	14.64	15.32
6	14.39	14.65	15.00	15.31
7	14.46	15.19	14.88	16.07
8	14.38	14.66	14.92	15.45
9	14.54	14.85	14.75	15.59
10	14.93	14.74	15.49	15.31
11	14.52	17.01	14.89	15.61
12	14.41	17.09	14.80	15.73
13	14.66	14.89	14.85	16.09
14	14.61	15.12	14.81	15.04
15	14.47	14.99	14.95	15.29
16	14.55	14.70	15.16	15.58
17	14.53	14.86	14.92	15.47
18	14.44	14.61	16.07	15.65
19	14.69	14.81	17.53	15.81
20	14.68	14.64	15.58	15.73
21	14.57			
22				



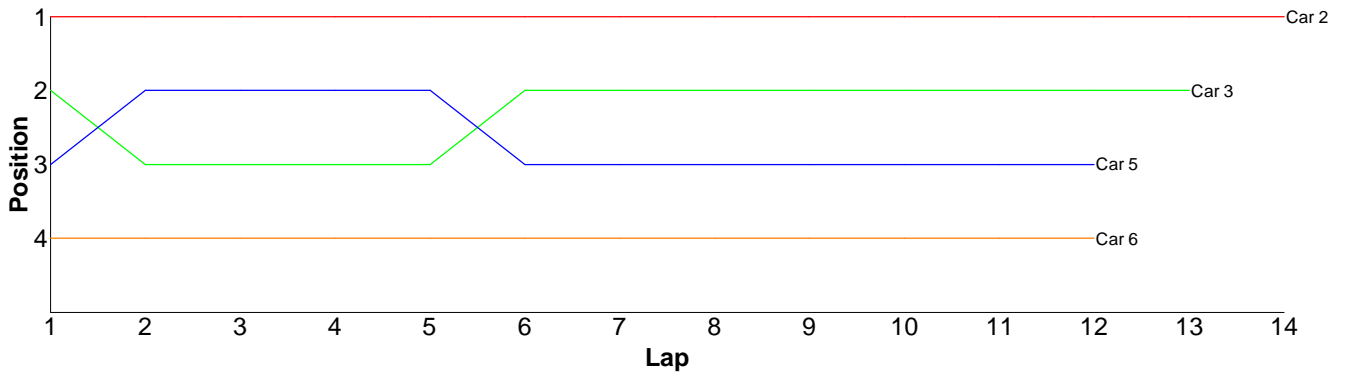
Heat 1 - Round 5 (Bikes)

Pos	Car	Form	Name	Member Type	Car Make	Result	Ave	Best
1	2	F1	Steve Leake	2010		14 / 322.17	23.01	22.75
2	3	F1	Andy Carless	2010		13 / 316.45	24.34	22.69
3	5	F1	Dave Tims	2010		12 / 305.91	25.49	24.29
4	6	F1	Scott Adderson	2010		12 / 321.17	26.76	24.00
=5	1	F1	Simon Lancaster	V10		0 / 0.00	0.00	0.00
=5	4	F1	Matt Tims	2010		0 / 0.00	0.00	0.00

Lap Car 1 Car 2 Car 3 Car 4 Car 5 Car 6

1		23.11	24.15		25.75	42.15
2		23.11	32.28		25.15	24.75
3		22.91	23.51		25.51	25.44
4		23.07	22.69		25.42	30.01
5		23.17	26.01		25.66	25.30

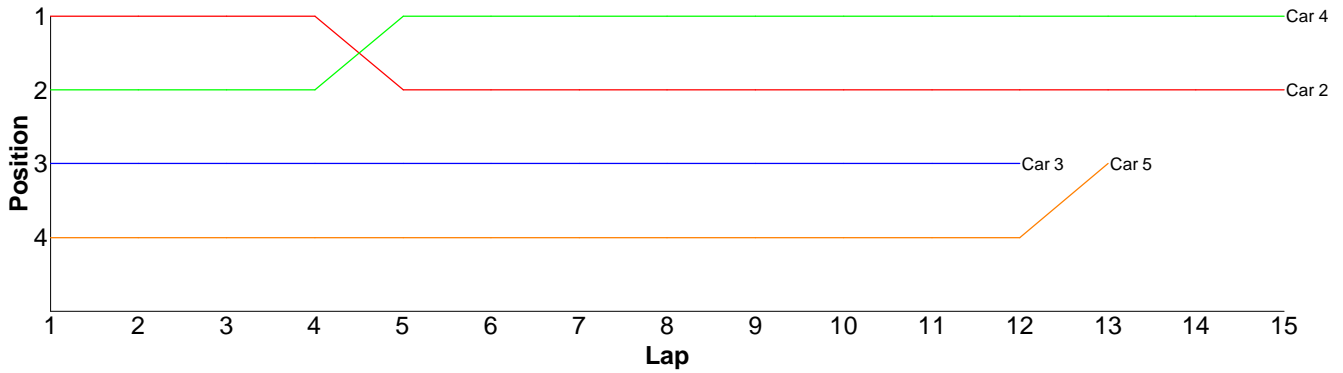
6	22.95	23.73	24.95	25.22
7	22.95	23.58	24.29	24.00
8	22.75	23.66	27.11	24.29
9	22.98	23.28	25.55	25.12
10	22.83	23.66	25.96	24.89
11	23.45	23.32	25.46	24.54
12	22.85	23.19	25.10	25.46
13	23.05	23.39		
14	22.99			
15				



Heat 2 - Round 5 (17.5 Sport)

Pos	Car	Form	Name	Member Type	Car Make	Result	Ave	Best
1	4	F2	David Chieng	2010	Tamiya	15 / 306.25	20.41	19.31
2	2	F2	Jason Elliot	V10	Associated	15 / 314.65	20.97	19.90
3	5		Gareth Harding	2010	HPI	13 / 320.14	24.62	21.84
4	3	F2	Bradley Killick (J)	2010	Xray	12 / 290.98	24.24	20.68
5	1	F2	Matthew Mills (J)	2010	Xray	0 / 0.00	0.00	0.00

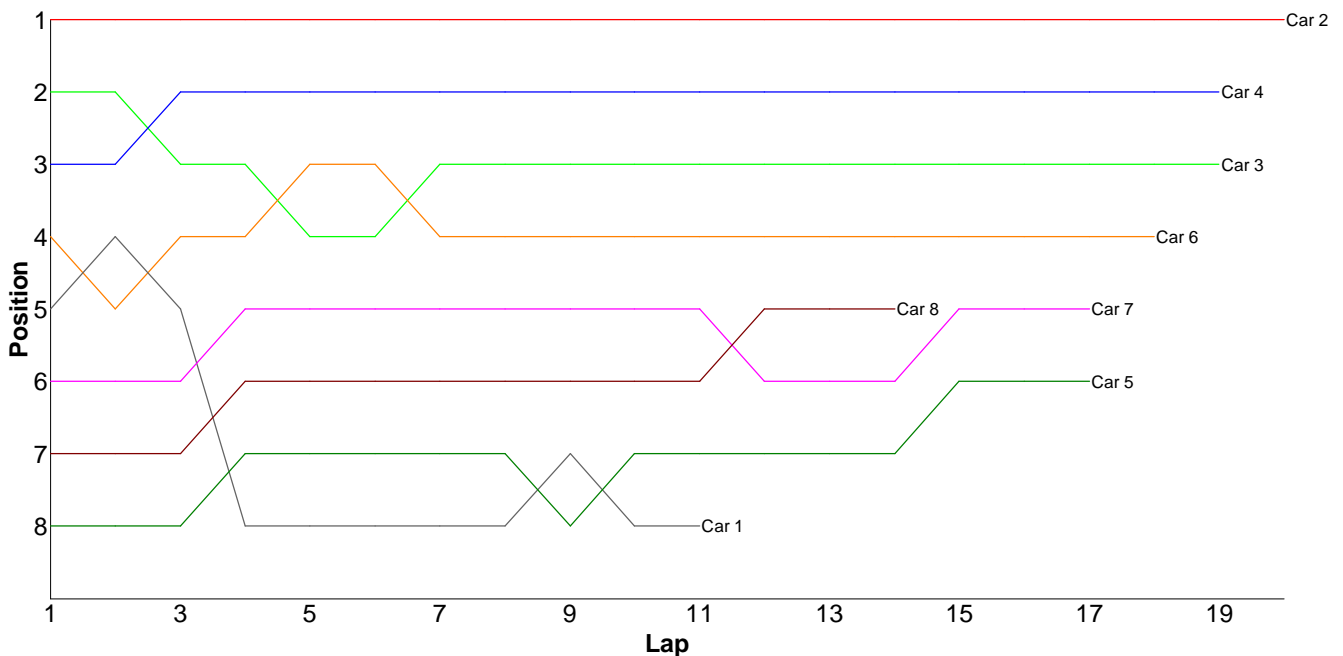
Lap	Car 1	Car 2	Car 3	Car 4	Car 5
1		20.64	25.35	23.57	27.37
2		19.90	21.72	19.88	27.65
3		20.74	22.13	20.13	22.81
4		20.04	27.56	19.49	29.72
5		28.81	27.06	22.58	24.84
6		21.30	27.44	20.15	23.96
7		20.30	21.53	20.60	21.84
8		20.24	21.80	19.31	23.53
9		20.34	29.94	19.77	25.24
10		20.35	24.35	19.68	23.90
11		20.10	20.68	21.00	24.09
12		20.53	21.42	19.86	22.58
13		20.54		19.59	22.61
14		20.48		19.68	
15		20.34		20.96	
16					



Heat 3 - Round 5 (13.5 Stock)

Pos	Car	Form	Name	Member Type	Car Make	Result	Ave	Best
1	2	F1	Dominic Skinner	2010	Tamiya	20 / 312.67	15.63	15.29
2	4	F2	Nick Adams	2010	Xray	19 / 301.38	15.86	15.37
3	3	F1	David Clift	2010	Schumacher	19 / 307.77	16.19	15.63
4	6	F2	Kevin Bissell	2010	Xray	18 / 300.65	16.70	16.14
5	7	F2	Jon Wilkins	2010	Schumacher	17 / 304.25	17.89	16.70
6	5	F1	James Davis	2010	Tamiya	17 / 306.97	18.05	16.90
7	8	F2	Adrian Morrish	2009xx	Xray	14 / 244.59	17.47	16.57
8	1	F1	Ben Cane	2010	Schumacher	11 / 204.28	18.57	16.21

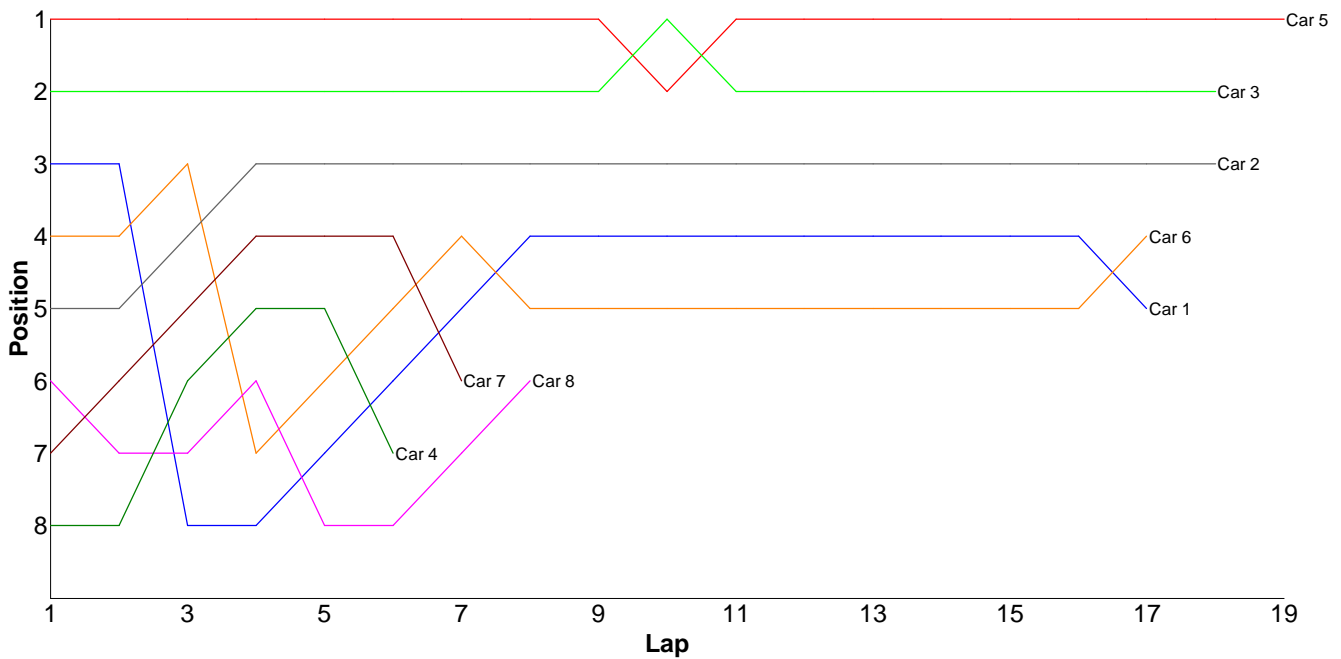
Lap	Car 1	Car 2	Car 3	Car 4	Car 5	Car 6	Car 7	Car 8
1	16.54	15.57	15.88	16.26	20.93	16.29	17.73	20.13
2	16.40	15.29	15.63	15.70	18.46	16.79	17.81	17.71
3	19.21	15.67	16.35	15.63	17.55	16.31	17.18	17.00
4	31.24	15.50	17.90	16.00	16.90	16.43	17.05	17.46
5	17.28	15.80	16.75	15.57	17.14	16.36	17.59	16.69
6	16.45	15.87	16.25	15.77	17.36	16.52	16.70	17.81
7	16.92	15.77	16.10	15.95	17.36	16.58	17.35	16.91
8	16.26	15.40	15.92	15.68	17.48	16.14	17.24	16.82
9	16.21	15.56	15.97	15.56	24.51	16.15	18.86	18.12
10	20.47	15.41	15.93	15.37	17.98	17.09	18.09	18.09
11	17.30	15.62	15.65	15.60	17.37	16.76	17.42	17.30
12		15.69	15.64	15.86	17.15	16.78	17.78	16.57
13		15.70	17.08	15.78	17.15	17.15	17.66	16.77
14		15.80	16.87	15.80	17.33	16.76	19.71	17.21
15		15.79	16.03	15.61	17.59	16.82	17.21	
16		15.80	15.79	17.02	17.39	18.45	17.13	
17		15.58	16.23	16.43	17.32	16.99	21.74	
18		15.65	15.95	15.98		16.28		
19		15.57	15.85	15.81				
20		15.63						
21								



Heat 4 - Round 5 (13.5 Stock)

Pos	Car	Form	Name	Member Type	Car Make	Result	Ave	Best
1	5	F2	Brian Killick	2010	Xray	19 / 315.51	16.60	15.83
2	3	F2	Kieran Stokes (J)	2010	Xray	18 / 304.87	16.93	16.32
3	2		Garry Noble	V10	Schumacher	18 / 310.15	17.23	16.58
4	6	F2	Robin Francis	2010	Xray	17 / 304.49	17.91	16.47
5	1	F2	Ian Cairns	2010	Schumacher	17 / 309.09	18.18	16.72
6	8	F2	Jose Jimenez	2009xx	Hot Bodies	8 / 162.37	20.29	17.95
7	7	F2	Andrew Mills	2010	Xray	7 / 132.73	18.96	17.31
8	4	F2	Chris Graco	2010	Xray	6 / 114.70	19.11	17.10

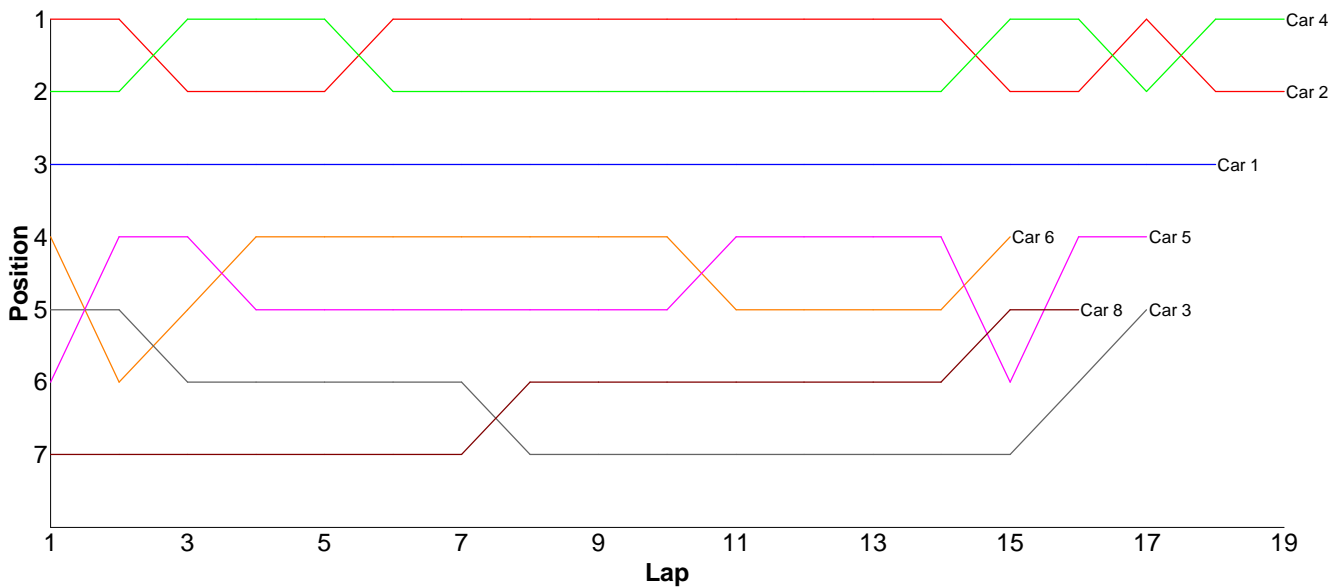
Lap	Car 1	Car 2	Car 3	Car 4	Car 5	Car 6	Car 7	Car 8
1	17.38	17.95	16.71	18.48	16.33	17.75	18.33	18.30
2	16.78	17.57	16.40	18.97	16.00	17.62	17.75	18.88
3	25.07	16.86	17.70	17.65	16.12	16.47	17.31	20.04
4	17.52	16.58	16.32	17.31	16.04	24.11	17.35	17.95
5	17.49	17.15	16.62	17.10	16.10	16.96	17.57	19.29
6	17.70	17.62	16.70	25.19	16.07	16.83	18.57	27.81
7	18.03	16.93	16.65		16.07	16.96	25.85	17.97
8	17.03	17.20	16.85		15.83	23.72		22.13
9	16.94	17.75	16.69		15.97	17.39		
10	16.97	17.31	17.03		23.48	17.98		
11	16.72	16.84	16.99		16.50	17.29		
12	18.15	16.96	16.82		16.02	16.70		
13	17.27	16.80	16.76		15.94	16.58		
14	18.73	16.97	17.01		16.12	17.37		
15	17.29	18.28	17.08		16.74	16.81		
16	17.29	17.23	17.30		16.85	16.71		
17	22.73	16.83	17.09		16.44	17.24		
18		17.32	18.15		16.38			
19					16.51			
20								



Heat 5 - Round 5 (13.5 Stock)

Pos	Car	Form	Name	Member Type	Car Make	Result	Ave	Best
1	4		Matt Sedgley	2010	Schumacher	19 / 314.34	16.54	15.92
2	2	F2	Neil Talbot	2010	Xray	19 / 315.45	16.60	15.80
3	1		Ian Newton	V10	Photon	18 / 304.59	16.92	16.37
4	5	F2	Stephen Mills	2010	Schumacher	17 / 301.82	17.75	16.94
5	3	F2	Scott Stokes	2010	Xray	17 / 306.51	18.03	17.29
6	8	F2	Gerald Page	2009xx	Tamiya	16 / 284.61	17.78	16.69
7	6	F2	Mike Vorley	2010	Schumacher	15 / 263.71	17.58	16.38
8	7	F2	Chris Howard	2010	Schumacher	0 / 0.00	0.00	0.00

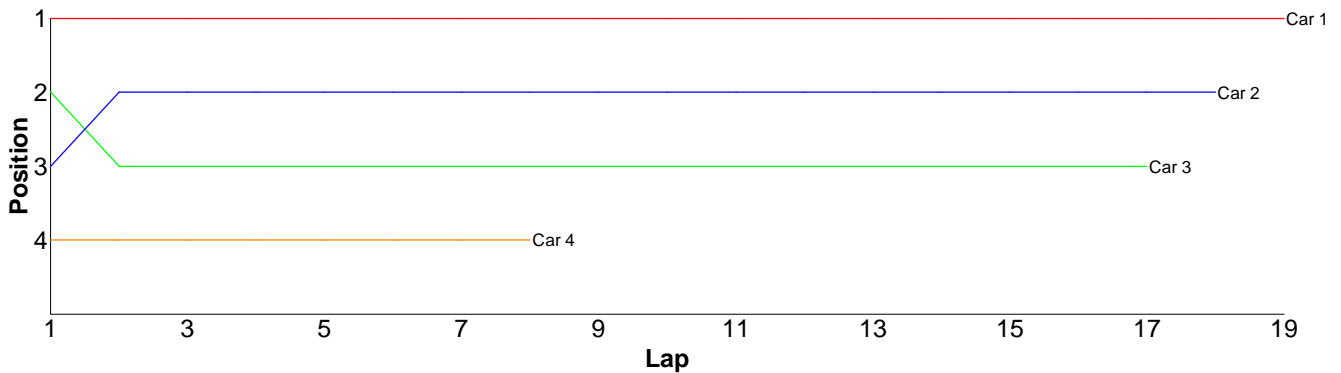
Lap	Car 1	Car 2	Car 3	Car 4	Car 5	Car 6	Car 7	Car 8
1	17.15	16.42	17.81	16.57	17.86	17.79		22.52
2	17.79	15.90	17.71	16.14	17.46	18.07		17.46
3	16.78	16.83	17.29	16.31	16.94	16.61		17.34
4	17.00	15.98	17.82	15.92	17.58	16.54		17.10
5	16.57	16.18	19.02	16.04	17.29	16.51		16.69
6	17.70	15.80	17.62	16.48	17.22	17.97		18.09
7	16.99	16.35	17.76	17.67	17.18	17.58		18.01
8	16.85	16.10	19.72	16.14	16.96	16.38		17.22
9	16.90	16.19	17.75	18.52	18.57	17.91		16.94
10	16.98	16.73	18.82	16.33	17.46	17.34		16.69
11	17.02	16.44	18.40	16.10	17.45	21.66		18.09
12	17.11	19.45	17.62	16.85	17.28	16.84		19.59
13	16.68	16.54	17.70	16.16	17.22	18.06		17.16
14	16.37	16.57	17.72	16.25	17.32	17.17		17.33
15	16.63	16.26	17.33	16.20	23.72	17.28		17.16
16	16.61	16.59	18.69	16.26	17.10			17.22
17	16.45	16.72	17.73	17.20	17.21			
18	17.01	17.07		16.57				
19		17.33		16.63				
20								



Heat 6 - Round 5 (<GT>)

Pos	Car	Form	Name	Class	Member Type	Car Make	Result	Ave	Best
1	1		Nigel Moss	GT2	2010	CRC	19 / 309.77	16.30	15.60
2	2		Jon Wilkins	GT3	2010	Associated	18 / 302.84	16.82	16.40
3	3		Dave Skelton	GT1	2010	Associated	17 / 300.30	17.66	16.90
4	4		David Chieng	GT3	2010	Tamiya	8 / 172.81	21.60	20.14

Lap	Car 1	Car 2	Car 3	Car 4
1	15.99	17.45	17.02	21.23
2	16.13	18.28	21.87	20.55
3	15.95	16.74	17.33	23.54
4	16.12	16.92	17.17	21.62
5	15.60	16.48	17.02	22.54
6	15.62	16.61	18.03	20.47
7	15.87	18.55	17.61	20.14
8	16.22	16.69	17.86	22.72
9	15.70	16.54	16.93	
10	15.74	16.71	17.05	
11	16.46	16.41	17.64	
12	16.41	16.40	17.38	
13	16.33	16.48	17.22	
14	16.06	16.54	17.10	
15	16.00	16.66	17.36	
16	21.56	16.42	17.73	
17	15.92	16.41	17.98	
18	15.93	16.55		
19	16.16			
20				



Heat 7 - Round 5 (10.5 ProStk)

Pos	Car	Form	Name	Member Type	Car Make	Result	Ave	Best
1	2	F1	MatthewQuinlisk	2009xx	Schumacher	21 / 309.30	14.72	14.39
2	3	F2	Kieran Clift (J)	2010	Xray	21 / 314.59	14.98	14.60
3	4		Les Baldry	V10	Schumacher	18 / 302.39	16.79	15.28
4	1	F1	Glen Westwood	2010	Xray	8 / 116.04	14.50	14.27

Lap Car 1 Car 2 Car 3 Car 4

Lap	Car 1	Car 2	Car 3	Car 4
1	14.27	14.45	14.60	15.95
2	14.50	14.41	14.97	15.43
3	14.33	14.60	15.08	15.53
4	14.41	14.39	14.74	18.30
5	14.45	14.51	14.80	16.16
6	14.92	14.42	14.66	15.57
7	14.74	14.71	14.87	16.23
8	14.42	14.53	14.76	23.54
9		15.14	15.36	17.40
10		15.33	14.88	16.27
11		15.11	15.36	15.51
12		14.82	15.00	15.28
13		14.79	15.05	15.96
14		14.76	15.14	17.80
15		14.81	15.05	16.10
16		14.59	15.01	17.90
17		14.79	14.99	17.55
18		14.76	15.13	15.91
19		14.96	15.17	
20		14.72	15.02	
21		14.70	14.95	
22				

