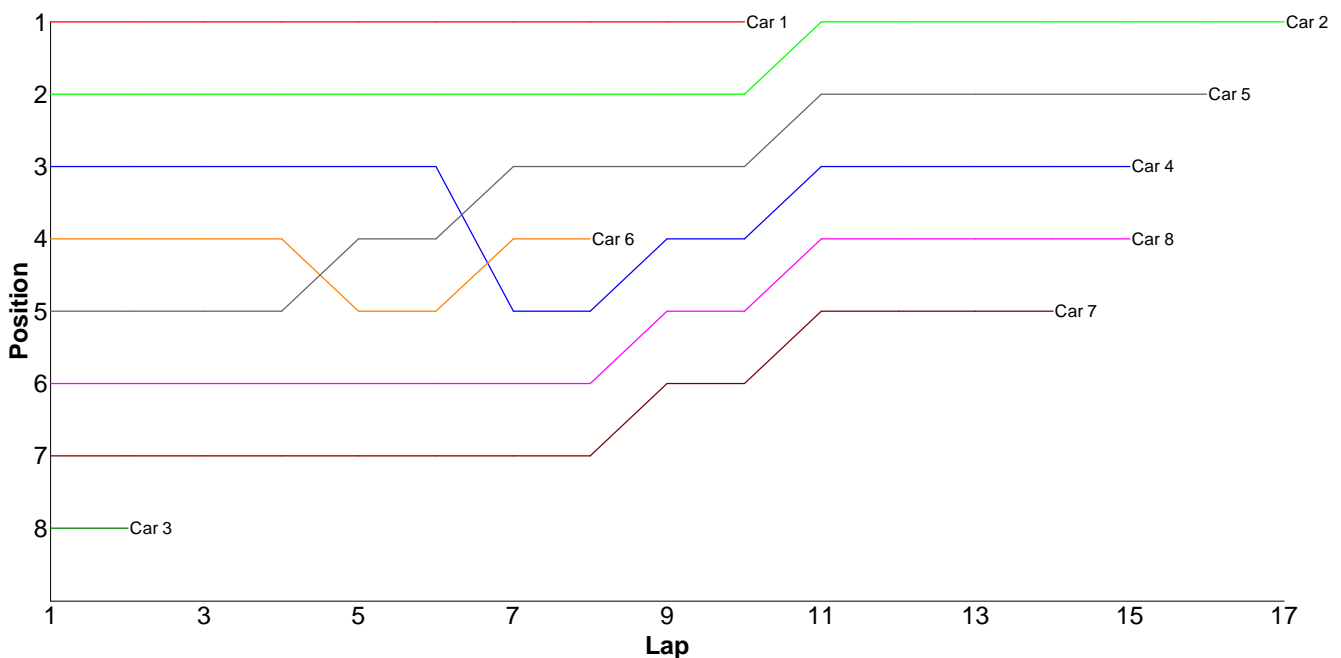


Race Results

<13.5 / 17.5> - C Final

Pos	Car	Form	Name	Class	Member Type	Car Make	Result	Ave	Bes
1	2	F2	Scott Stokes	13.5 Stock	2010	Xray	17 / 301.42	17.73	17.45
2	5	F2	David Chieng	17.5 Sport	2010	Tamiya	16 / 310.96	19.43	19.02
3	4	F2	Matthew Mills (J)	17.5 Sport	2010	Xray	15 / 301.31	20.08	18.42
4	8	F2	Bradley Killick (J)	17.5 Sport	2010	Xray	15 / 316.44	21.09	19.41
5	7		Gareth Harding	17.5 Sport	2010	HPI	14 / 304.11	21.72	20.54
6	1	F2	Robin Francis	13.5 Stock	2010	Xray	10 / 172.15	17.21	17.05
7	6	F2	Jason Elliot	17.5 Sport	V10	Associated	8 / 161.17	20.14	19.50
8	3	F2	Jose Jimemez	13.5 Stock	2009xx	Hot Bodies	2 / 65.52	32.76	21.95

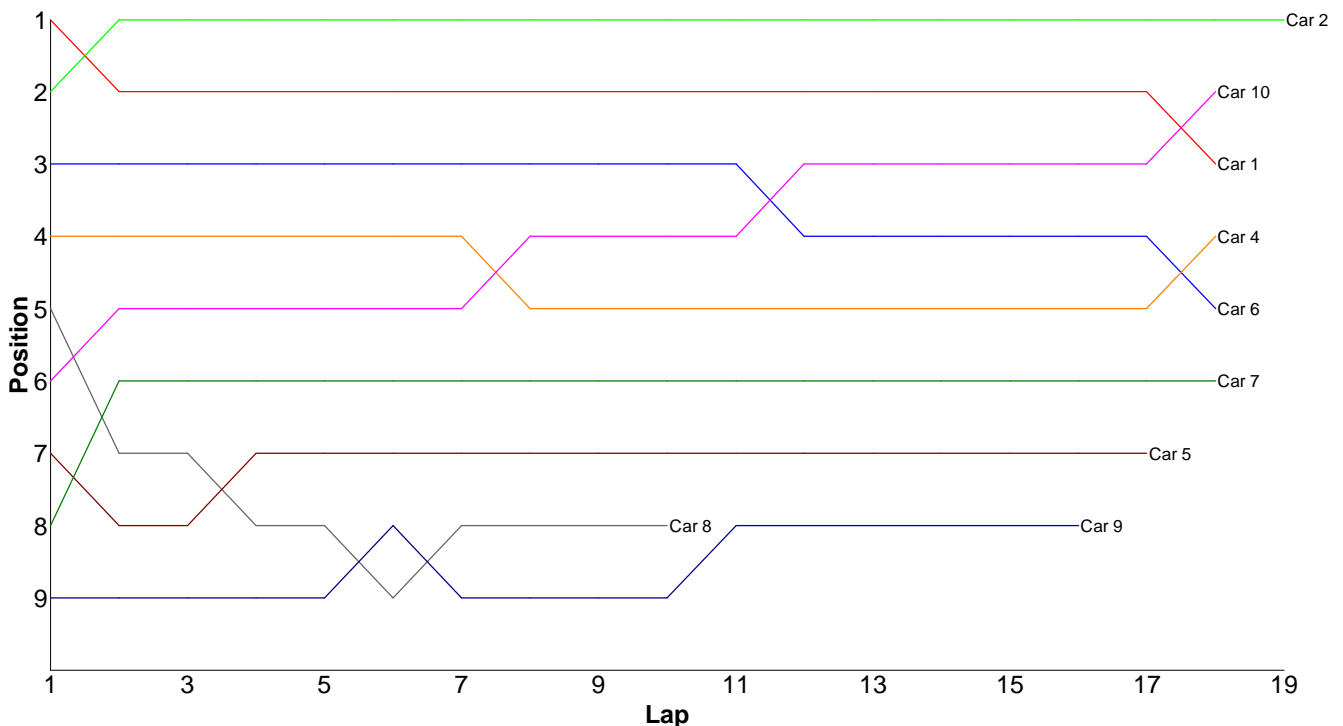
Lap	Car 1	Car 2	Car 3	Car 4	Car 5	Car 6	Car 7	Car 8
1	9.40	9.86	43.57	11.45	13.74	13.15	15.31	14.87
2	17.07	19.25	21.95	19.15	21.17	20.50	22.60	20.85
3	17.10	18.13		19.05	20.04	20.06	22.43	20.40
4	17.59	17.45		18.42	19.10	19.90	25.19	20.50
5	17.05	17.91		24.84	19.70	20.80	22.07	25.24
6	19.13	18.47		19.01	19.54	27.67	21.30	25.55
7	17.59	17.54		30.35	20.41	19.59	20.76	19.94
8	17.84	18.89		19.30	19.22	19.50	25.11	19.41
9	17.84	17.84		19.80	20.06		22.44	23.87
10	21.54	18.32		20.21	22.21		20.54	24.86
11		19.47		20.51	19.02		21.21	19.91
12		17.81		19.09	19.28		22.87	20.13
13		18.53		19.80	19.38		21.20	19.80
14		17.92		19.78	19.46		21.08	20.29
15		17.88		20.55	19.08			20.82
16		17.87			19.55			
17		18.28						
18								



<13.5 / 17.5> - B Final

Pos	Car	Form	Name	Member Type	Car Make	Result	Ave	Best
1	2		Garry Noble	V10	Schumacher	19 / 315.94	16.62	16.46
2	10	F2	Chris Graco	2010	Xray	18 / 306.95	17.05	16.81
3	1	F1	James Davis	2010	Tamiya	18 / 307.98	17.11	16.83
4	4	F2	Gerald Page	2009xx	Tamiya	18 / 312.87	17.38	17.10
5	6	F2	Jon Wilkins	2010	Schumacher	18 / 314.74	17.48	16.81
6	7	F2	Mike Vorley	2010	Schumacher	18 / 314.81	17.48	16.43
7	5	F2	Stephen Mills	2010	Schumacher	17 / 303.26	17.83	17.03
8	9	F2	Andrew Mills	2010	Xray	16 / 305.25	19.07	17.12
9	8	F2	Ian Cairns	2010	Schumacher	10 / 183.95	18.39	17.90
10	3	F2	Adrian Morrish	2009xx	Xray	0 / 0.00	0.00	0.00

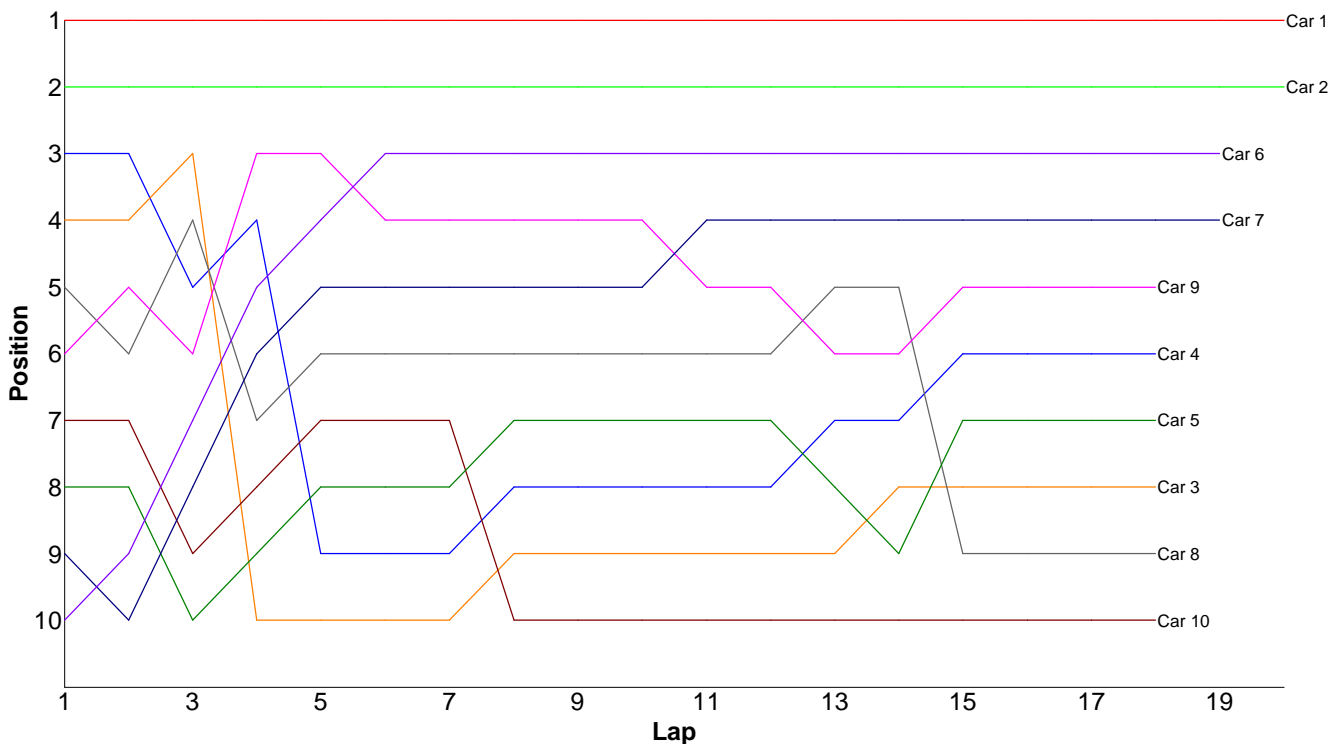
Lap	Car 1	Car 2	Car 3	Car 4	Car 5	Car 6	Car 7	Car 8	Car 9	Car 10
1	10.15	10.23		11.67	14.51	11.51	14.60	12.56	20.12	13.04
2	18.25	17.80		19.52	20.85	17.69	17.93	21.92	17.98	19.19
3	16.97	16.93		17.52	18.22	17.53	19.69	18.52	18.08	17.32
4	17.52	16.77		17.47	18.81	17.04	17.58	19.51	17.85	17.62
5	17.17	16.73		17.35	17.71	19.24	17.87	18.72	17.87	17.20
6	17.32	17.09		17.14	17.16	17.26	16.90	19.20	17.71	17.14
7	17.08	16.83		17.35	17.65	17.52	16.68	17.90	23.58	17.35
8	17.21	16.46		19.99	17.30	17.43	17.37	18.79	17.96	16.97
9	17.00	16.81		17.10	17.61	16.83	16.73	18.75	18.16	17.28
10	16.83	16.63		17.38	17.03	16.81	19.32	18.08	24.85	17.14
11	17.31	17.56		18.03	17.58	16.87	17.15		21.23	17.02
12	16.93	17.06		17.36	19.59	19.28	16.66		18.74	17.37
13	16.96	17.70		17.29	17.38	17.41	19.83		17.83	16.94
14	16.92	17.03		17.16	18.01	16.94	16.88		17.52	16.81
15	16.99	17.10		17.38	17.71	18.92	16.94		17.12	17.31
16	17.01	16.82		17.68	17.84	17.16	19.67		18.65	17.03
17	17.47	16.86		17.89	18.30	19.08	16.58			16.90
18	22.89	16.72		17.59		20.22	16.43			17.32
19		16.81								
20										



<13.5 / 17.5> - A Final

Pos	Car	Form	Name	Member Type	Car Make	Result	Ave	Best
1	1	F1	Dominic Skinner	2010	Tamiya	20 / 305.18	15.25	15.03
2	2	F1	Ben Cane	2010	Schumacher	20 / 312.09	15.60	15.34
3	6	F2	Brian Killick	2010	Xray	19 / 309.41	16.28	15.76
4	7	F2	Neil Talbot	2010	Xray	19 / 315.11	16.58	16.04
5	9		Ian Newton	V10	Photon	18 / 300.59	16.69	15.93
6	4	F1	David Clift	2010	Schumacher	18 / 301.15	16.73	15.38
7	5		Matt Sedgley	2010	Schumacher	18 / 301.58	16.75	15.90
8	3	F2	Nick Adams	2010	Xray	18 / 303.50	16.86	15.49
9	8	F2	Kevin Bissell	2010	Xray	18 / 306.25	17.01	15.99
10	10	F2	Kieran Stokes (J)	2010	Xray	18 / 311.99	17.33	16.74

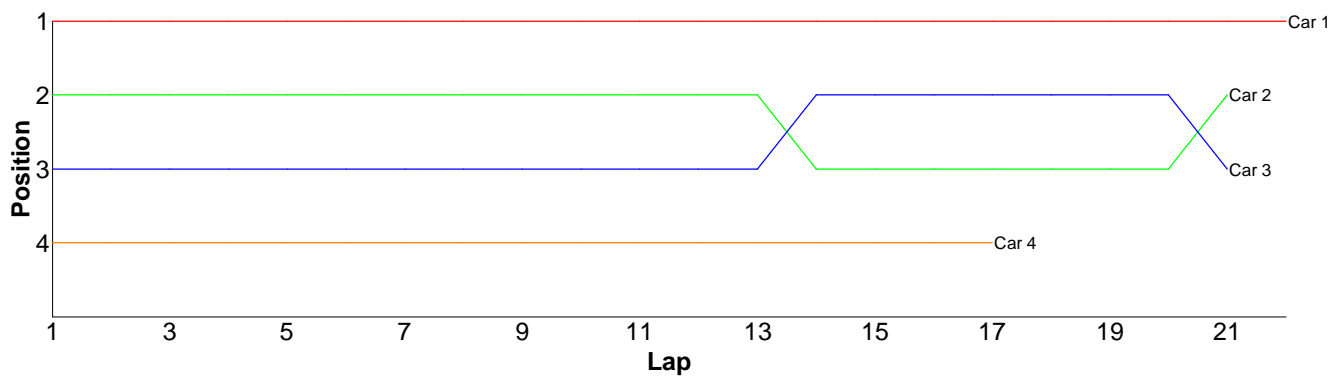
Lap	Car 1	Car 2	Car 3	Car 4	Car 5	Car 6	Car 7	Car 8	Car 9	Car 10
1	8.33	8.95	9.85	9.53	12.49	13.31	13.00	11.86	12.01	12.29
2	15.22	15.59	15.71	15.38	17.25	17.04	17.62	17.10	16.87	17.42
3	15.03	16.29	15.82	20.38	22.21	16.34	16.57	16.17	17.01	18.93
4	15.21	15.43	34.06	18.21	16.05	17.13	16.84	20.58	16.60	17.40
5	15.74	15.74	15.97	24.96	16.97	16.48	17.24	16.48	17.41	16.84
6	15.77	15.54	15.49	15.84	16.33	16.16	16.21	15.99	16.98	17.18
7	15.86	15.41	15.76	15.58	16.24	16.16	16.04	16.28	16.51	17.39
8	15.71	16.01	15.61	15.74	17.32	16.24	16.68	16.22	15.93	22.72
9	15.45	20.76	15.52	15.64	16.07	16.18	16.18	16.47	16.58	17.48
10	15.42	15.67	16.52	18.63	17.58	15.90	16.13	17.19	16.35	16.74
11	15.79	15.60	15.55	15.74	16.15	16.06	16.59	16.13	17.36	18.06
12	15.93	15.34	16.60	15.86	16.71	15.92	16.52	16.24	16.76	17.00
13	15.78	15.45	15.92	16.03	16.90	15.96	17.09	20.03	20.87	16.81
14	15.39	17.25	16.38	16.79	17.48	15.76	16.35	16.34	16.45	17.49
15	15.70	15.48	19.23	17.60	17.51	15.94	16.67	21.22	17.08	17.13
16	15.58	15.91	16.73	16.06	16.47	15.87	16.56	17.33	16.45	17.36
17	15.40	15.39	16.10	17.31	15.90	15.93	18.49	17.46	16.55	16.85
18	15.41	15.39	16.68	15.87	15.95	21.09	17.71	17.16	16.82	16.90
19	16.51	15.44				15.94	16.62			
20	15.95	15.45								
21										



10.5 ProStk - A Final

Pos	Car	Form	Name	Member Type	Car Make	Result	Ave	Best
1	1	F1	Glen Westwood	2010	Xray	22 / 315.45	14.33	14.07
2	2	F1	MatthewQuinlisk	2009xx	Schumacher	21 / 315.04	15.00	14.49
3	3	F2	Kieran Clift (J)	2010	Xray	21 / 316.08	15.05	14.92
4	4		Les Baldry	V10	Schumacher	17 / 303.16	17.83	16.74

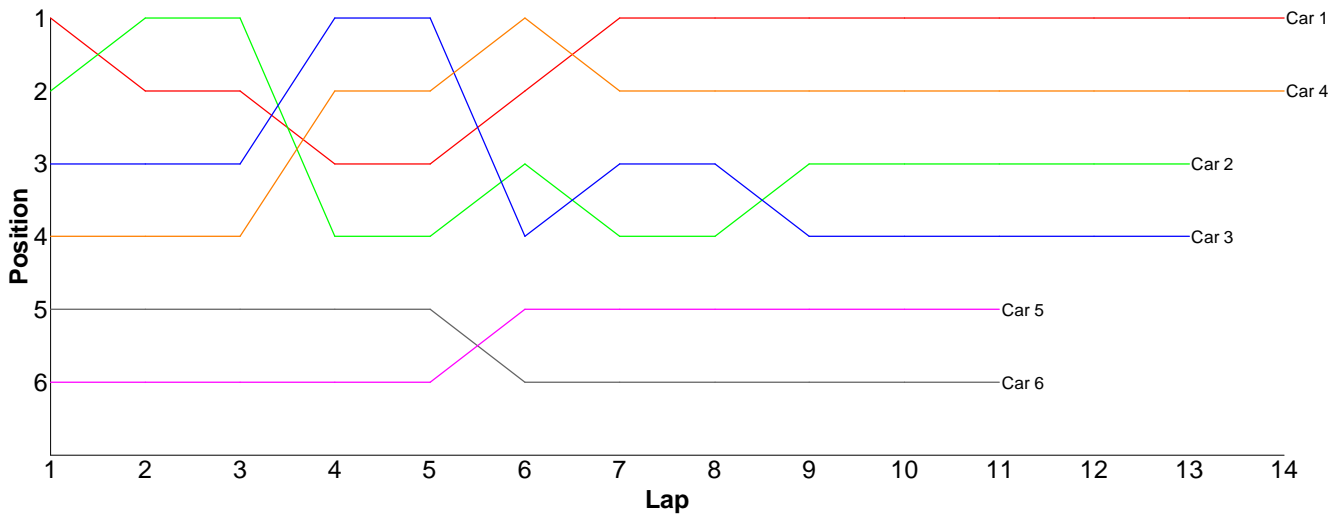
Lap	Car 1	Car 2	Car 3	Car 4
1	7.73	8.60	9.70	10.43
2	14.15	14.84	15.51	16.93
3	14.07	15.10	15.33	16.74
4	14.44	15.01	14.96	16.90
5	14.44	14.60	15.76	16.95
6	14.46	14.49	15.38	17.09
7	14.41	14.97	15.17	17.05
8	14.24	15.83	14.92	17.63
9	14.39	15.26	14.99	18.01
10	14.36	14.73	15.08	21.99
11	14.20	14.86	15.28	16.92
12	14.40	14.63	15.06	17.47
13	14.61	14.86	15.31	17.36
14	14.66	20.51	15.06	17.60
15	14.43	15.12	15.01	27.26
16	15.98	14.59	15.02	18.80
17	14.66	15.32	15.15	18.03
18	14.59	14.97	15.06	
19	14.63	16.26	15.28	
20	15.33	14.94	15.70	
21	14.77	15.55	17.35	
22	16.50			
23				



Bikes - A Final

Pos	Car	Form	Name	Member Type	Car Make	Result	Ave	Best
1	1	F1	Simon Lancaster	V10		14 / 305.61	21.82	20.70
2	4	F1	Andy Carless	2010		14 / 323.02	23.07	22.93
3	2	F1	Matt Tims	2010		13 / 301.01	23.15	21.49
4	3	F1	Steve Leake	2010		13 / 305.37	23.49	22.55
5	5	F1	Scott Adderson	2010		11 / 306.53	27.86	23.94
6	6	F1	Dave Tims	2010		11 / 312.14	28.37	25.30

Lap	Car 1	Car 2	Car 3	Car 4	Car 5	Car 6
1	14.03	16.19	17.58	17.92	34.86	20.64
2	25.19	22.29	23.36	23.30	31.51	25.82
3	22.53	22.59	23.09	23.44	23.94	38.26
4	31.65	34.43	23.54	23.33	25.60	26.02
5	21.44	22.11	23.14	23.10	24.52	27.00
6	22.18	21.86	31.43	23.97	26.61	34.02
7	20.82	28.43	24.04	22.93	24.86	34.45
8	20.70	22.54	23.39	23.00	27.92	26.36
9	20.95	22.25	23.47	23.01	35.12	27.09
10	21.00	21.70	22.95	23.87	25.97	27.18
11	21.47	22.99	23.94	25.06	25.62	25.30
12	21.66	22.14	22.89	23.26		
13	20.79	21.49	22.55	23.44		
14	21.20			23.39		
15						



<GT> - A Final

Pos	Car	Form	Name	Class	Member Type	Car Make	Result	Ave	Bes
1	1		Nigel Moss	GT2	2010	CRC	19 / 308.49	16.23	15.66
2	2		Jon Wilkins	GT3	2010	Associated	19 / 316.16	16.64	16.43
3	3		Dave Skelton	GT1	2010	Associated	18 / 315.56	17.53	16.95
4	4		David Chieng	GT3	2010	Tamiya	14 / 304.95	21.78	20.66

Lap	Car 1	Car 2	Car 3	Car 4
1	8.86	10.69	10.23	15.47
2	16.35	18.38	18.70	21.65
3	16.86	17.40	18.18	21.31
4	16.61	17.40	17.38	21.71
5	15.98	16.87	16.95	23.03
6	15.72	16.77	17.37	21.84
7	16.08	16.76	17.33	29.93
8	15.97	16.76	17.10	22.10
9	19.90	16.87	24.65	21.30
10	17.28	16.75	17.17	21.85
11	16.03	16.43	17.27	21.53
12	16.05	17.38	18.26	20.66
13	16.00	17.08	17.41	21.73
14	16.56	16.89	17.63	20.84
15	16.04	16.85	17.62	
16	15.66	17.01	17.32	
17	15.98	16.59	17.47	
18	20.14	16.48	17.52	
19	16.42	16.80		
20				

