

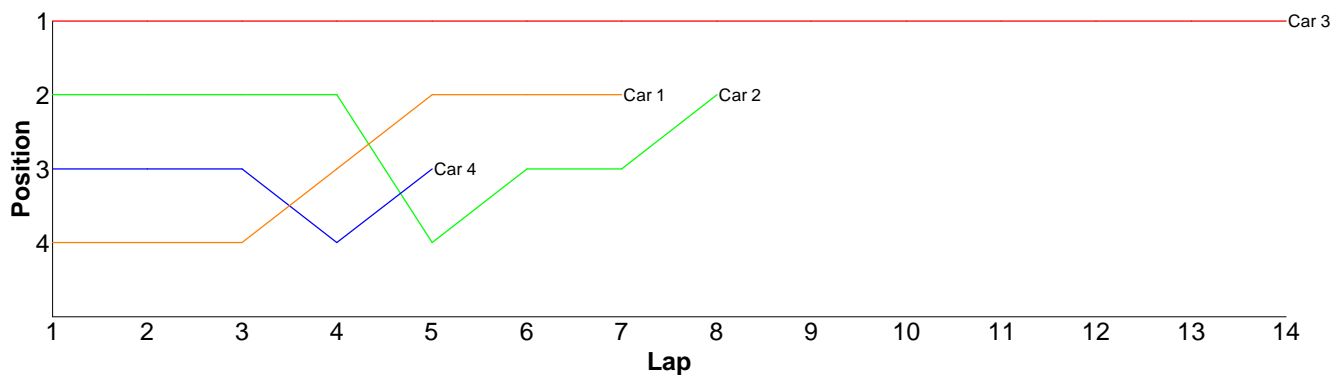
AMCC Winter Series 2009/10 : Round 8: 31/01/2010

Race Results

Heat 1 - Round 1 (17.5 Sport)

Pos	Car	Form	Name	Member Type	Car Make	Result	Ave	Best
1	3	F2	Mick Barnes	2010	Xray	14 / 301.56	21.54	19.90
2	2	F2	Bradley Killick (J)	2009xx	Xray	8 / 275.92	34.49	29.97
3	1	F2	Jason Elliot	V10	Associated	7 / 212.62	30.37	22.10
4	4		Gareth Harding	V10	Tamiya	5 / 160.58	32.11	29.34

Lap	Car 1	Car 2	Car 3	Car 4
1	36.99	31.06	24.40	36.17
2	34.96	33.27	21.89	34.94
3	29.78	29.97	21.22	30.14
4	25.71	30.31	21.58	29.99
5	25.93	41.80	20.77	29.34
6	22.10	42.83	21.08	
7	37.15	36.19	20.76	
8		30.49	21.30	
9			24.97	
10			20.42	
11			21.26	
12			21.42	
13			19.90	
14			20.59	
15				

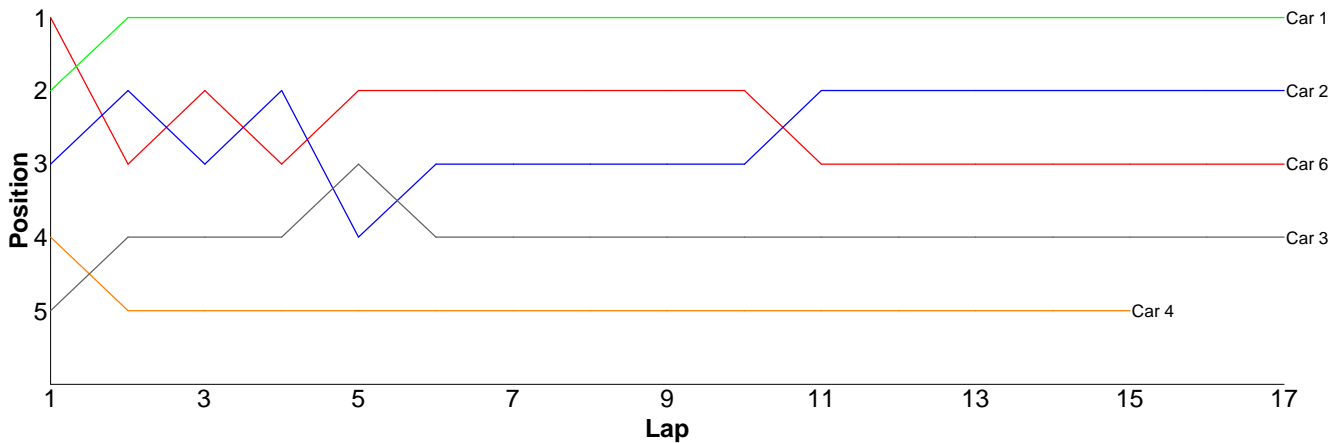


Heat 2 - Round 1 (13.5 Stock)

Pos	Car	Form	Name	Member Type	Car Make	Result	Ave	Best
1	1	F2	Neil Pilkington	2010	Hot Bodies	17 / 302.94	17.82	17.30
2	2	F2	Ian Cairns	2010	Schumacher	17 / 307.24	18.07	17.30
3	6	F2	Robin Francis	2010	Xray	17 / 310.18	18.24	17.39
4	3	F2	Kieran Stokes (J)	2010	Xray	17 / 315.02	18.53	17.58
5	4	F2	Chris Graco	2010	Xray	15 / 302.63	20.17	18.60
6	5	F2	Tim Webb	2009xx	Hot Bodies	0 / 0.00	0.00	0.00

Lap	Car 1	Car 2	Car 3	Car 4	Car 5	Car 6
-----	-------	-------	-------	-------	-------	-------

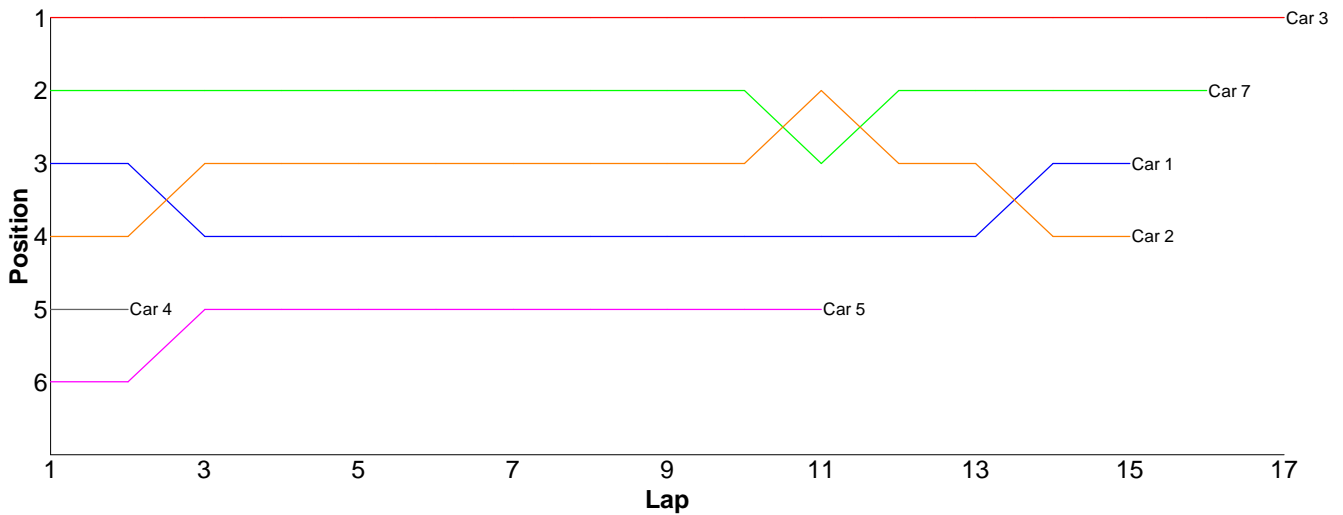
1	18.70	19.03	19.80	19.48		18.42
2	18.48	18.45	18.66	21.40		19.10
3	17.98	18.81	18.33	18.84		18.39
4	18.04	17.64	17.86	18.91		18.11
5	17.75	19.09	18.25	20.75		18.22
6	17.88	18.31	18.47	18.74		18.55
7	17.78	17.98	18.14	19.58		17.94
8	17.64	17.60	18.47	18.88		18.16
9	17.36	18.90	18.63	18.84		18.77
10	17.54	17.71	18.12	26.64		17.78
11	18.20	17.87	17.58	22.19		18.24
12	17.39	17.30	19.25	19.15		18.25
13	17.52	17.55	21.20	21.55		18.26
14	17.68	17.85	18.02	19.08		18.21
15	17.77	17.58	18.07	18.60		17.39
16	17.93	18.10	18.12			18.56
17	17.30	17.47	18.05			17.83
18						



Heat 3 - Round 1 (13.5 Stock)

Pos	Car	Form	Name	Member Type	Car Make	Result	Ave	Best
1	3	F2	Neil Talbot	2009xx	Xray	17 / 306.13	18.00	17.17
2	7	F2	Gerald Page	2009xx	Tamiya	16 / 304.10	19.00	18.10
3	1	F2	Scott Stokes	2010	Xray	15 / 309.99	20.66	19.34
4	2	F2	Brian Killick	2009xx	Xray	15 / 310.75	20.71	18.18
5	5		Chris Howard	2010	Schumacher	11 / 324.33	29.48	24.92
6	4	F2	Mike Vorley	2010	Schumacher	2 / 44.72	22.36	20.82

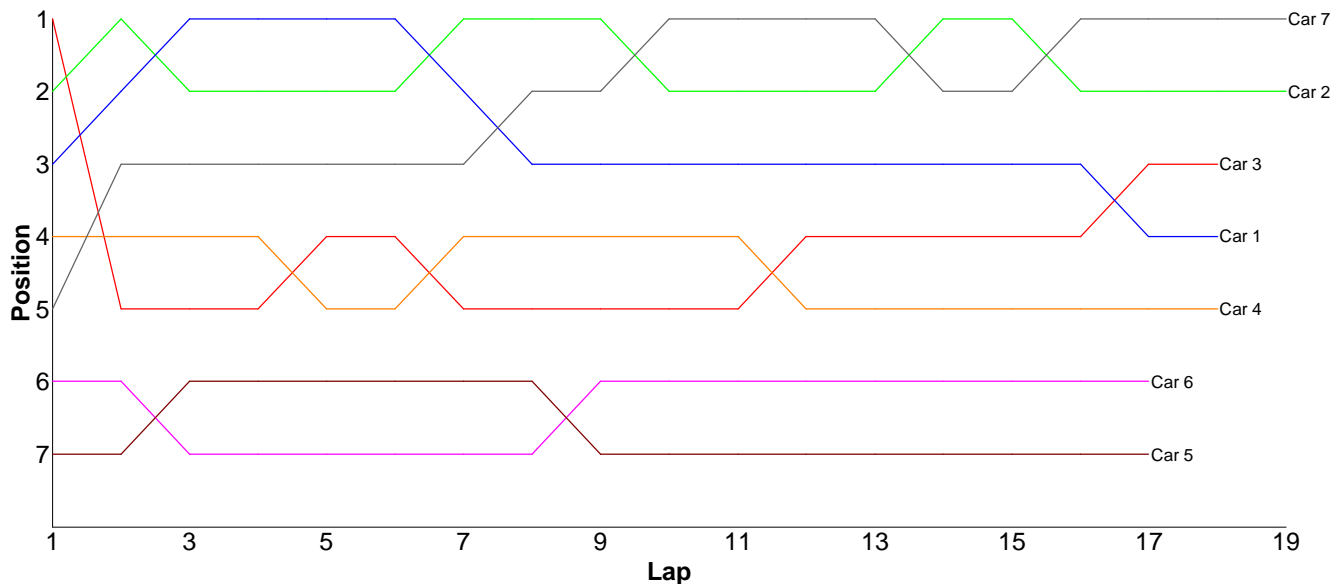
Lap	Car 1	Car 2	Car 3	Car 4	Car 5	Car 6	Car 7
1	21.14	23.88	19.76	23.90	31.24		19.77
2	21.36	18.65	17.86	20.82	35.13		18.64
3	19.34	18.66	18.74		27.05		18.92
4	23.07	21.31	17.76		27.00		20.50
5	23.04	18.47	17.50		24.92		18.60
6	19.55	18.50	17.17		45.72		19.18
7	19.98	18.49	17.47		28.58		18.47
8	20.07	18.33	17.98		25.08		21.61
9	19.45	18.31	17.67		26.17		18.10
10	19.71	18.25	17.96		26.77		18.31
11	19.67	18.18	17.79		26.67		19.22
12	19.76	27.54	17.64				18.63
13	23.01	22.87	18.07				18.45
14	21.10	29.37	18.11				18.88
15	19.74	19.94	18.16				18.19
16			18.35				18.63
17			18.14				
18							



Heat 4 - Round 1 (13.5 Stock)

Pos	Car	Form	Name	Member Type	Car Make	Result	Ave	Best
1	7	F2	Nick Adams	2010	Xray	19 / 313.14	16.48	15.78
2	2	F1	Rob Baxter	2009xx	Xray	19 / 313.15	16.48	16.08
3	3	F1	David Clift	2010	Schumacher	18 / 307.53	17.08	16.09
4	1	F1	Remo Casadei	2009xx	Schumacher	18 / 309.67	17.20	15.96
5	4	F1	James Davis	2010	Tamiya	18 / 311.65	17.31	16.86
6	6	F2	Jon Wilkins	2010	Schumacher	17 / 302.70	17.80	16.80
7	5	F2	Kevin Bissell	2010	Xray	17 / 306.65	18.03	16.97

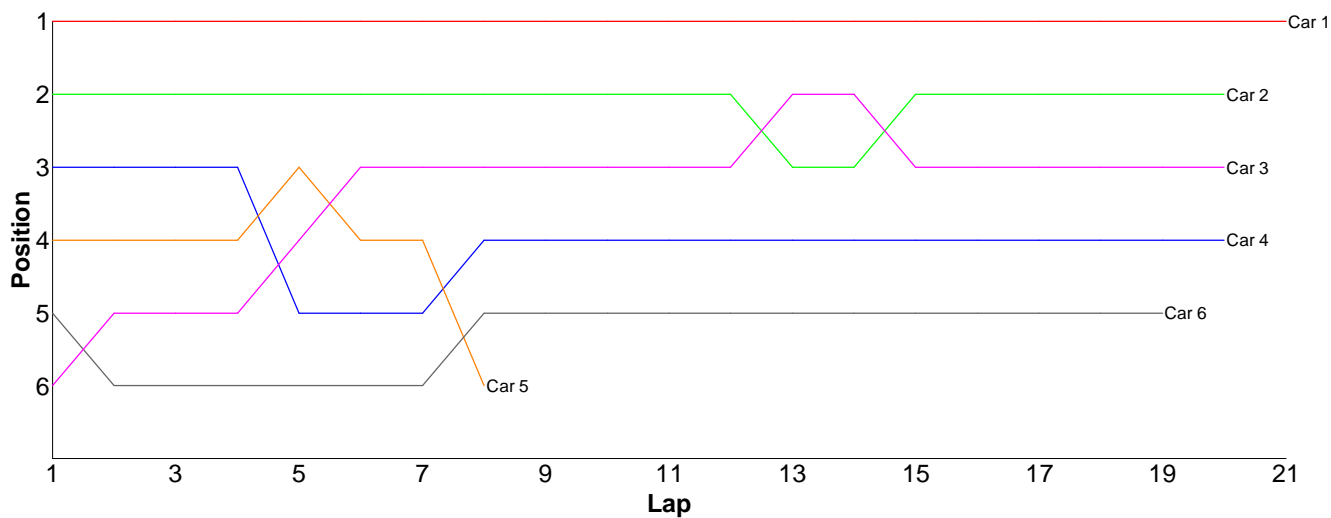
Lap	Car 1	Car 2	Car 3	Car 4	Car 5	Car 6	Car 7
1	16.97	16.81	16.25	17.51	21.09	18.93	17.93
2	16.49	16.42	20.10	17.38	17.86	19.51	16.64
3	16.12	16.64	17.10	17.60	17.72	20.18	16.47
4	15.96	16.56	16.44	17.18	17.80	17.47	16.77
5	16.39	16.41	16.09	17.13	17.48	17.97	16.63
6	16.69	16.08	16.20	17.70	17.43	16.80	15.78
7	16.89	16.41	23.37	16.86	16.98	18.12	16.09
8	22.10	16.22	16.89	17.54	17.39	18.11	16.10
9	17.01	16.33	16.30	17.56	23.62	17.07	16.28
10	16.55	17.13	16.12	17.29	18.18	17.03	16.30
11	16.49	16.60	16.14	17.06	17.11	16.89	16.51
12	16.36	16.60	16.28	16.88	17.07	17.58	16.64
13	16.45	16.73	16.52	17.15	17.11	17.96	16.76
14	16.53	16.35	17.12	17.19	17.03	17.78	16.72
15	16.89	16.14	16.86	17.47	16.97	16.84	16.08
16	16.47	16.64	16.75	17.40	17.40	17.13	16.19
17	23.19	16.53	16.44	17.12	18.41	17.33	16.33
18	16.12	16.26	16.56	17.63			16.24
19		16.29					16.68
20							



Heat 5 - Round 1 (10.5 ProStk)

Pos	Car	Form	Name	Member Type	Car Make	Result	Ave	Best
1	1	F1	Glen Westwood	2009xx	Schumacher	21 / 309.11	14.71	14.38
2	2	F1	Jay Westwood	2009xx	Xray	20 / 307.49	15.37	14.52
3	3	F1	Matthew Quinlisk	2009xx	Hot Bodies	20 / 309.21	15.46	14.91
4	4	F1	Ori Sohachevsky	2009xx	Schumacher	20 / 314.97	15.74	15.07
5	6		Les Baldry	V09	Schumacher	19 / 314.93	16.57	15.19
6	5	F2	Kieran Clift (J)	2010	Xray	8 / 144.62	18.07	15.37

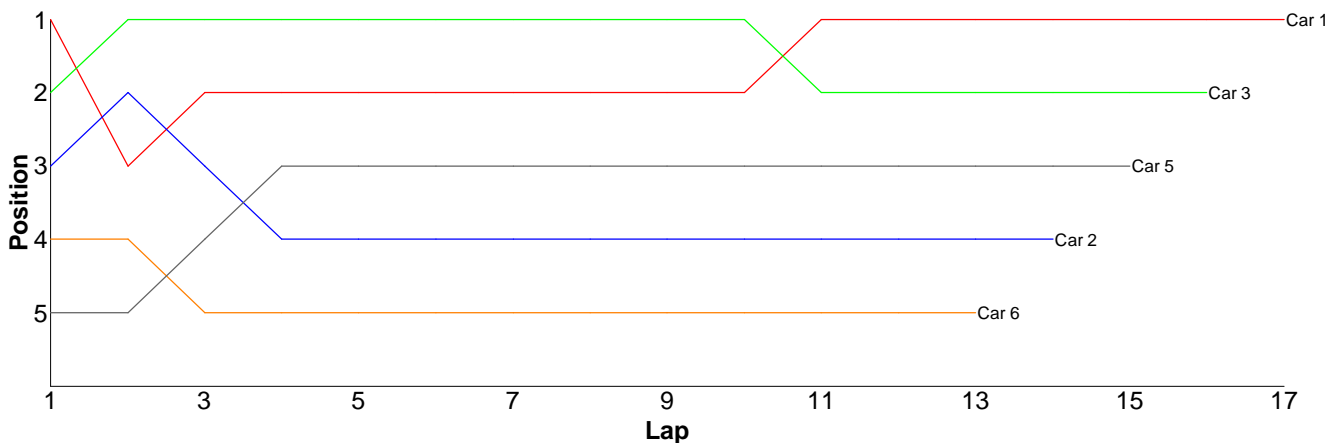
Lap	Car 1	Car 2	Car 3	Car 4	Car 5	Car 6
1	14.38	14.52	16.47	15.58	16.11	16.37
2	14.54	15.24	15.87	15.66	15.79	16.34
3	14.51	15.35	16.24	15.08	16.22	16.00
4	14.59	14.95	15.11	15.34	15.37	22.49
5	14.49	15.10	15.21	20.33	15.38	15.98
6	14.61	15.08	15.12	15.07	16.97	15.65
7	14.74	14.99	15.79	16.18	16.98	15.19
8	14.78	14.77	15.35	15.42	31.80	15.57
9	14.71	16.55	14.91	15.63		17.49
10	14.80	15.29	15.12	15.44		16.22
11	14.86	15.38	15.71	15.65		17.31
12	14.63	14.95	15.06	15.36		16.21
13	14.94	19.25	15.11	15.17		15.59
14	14.88	15.16	15.42	15.92		15.37
15	14.75	15.10	16.61	15.40		15.49
16	14.91	15.09	15.38	15.51		15.95
17	14.83	15.26	15.06	16.30		17.16
18	14.76	15.07	14.94	15.27		16.83
19	14.88	15.21	15.47	15.40		17.72
20	14.75	15.18	15.26	15.26		
21	14.77					
22						



Heat 6 - Round 1 (<GT>)

Pos	Car	Form	Name	Class	Member Type	Car Make	Result	Ave	Best
1	1		Nigel Moss	GT2	2010	CRC	17 / 309.21	18.18	16.87
2	3		Jon Wilkins	GT3	2010	Associated	16 / 301.08	18.81	16.95
3	5		Mike Vorley	GT3	2010	Xray	15 / 310.10	20.67	17.85
4	2		Dave Skelton	GT1	2010	Associated	14 / 320.49	22.89	18.65
5	6		Paul Taylor	GT3	2009xx	Tamiya	13 / 307.51	23.65	21.31
6	4		Scott Stokes	GT3	2010	Tamiya	0 / 0.00	0.00	0.00

Lap	Car 1	Car 2	Car 3	Car 4	Car 5	Car 6
1	17.78	20.13	18.67		25.48	23.89
2	23.73	18.65	17.77		20.74	21.62
3	17.06	24.76	17.70		18.92	22.02
4	17.00	27.31	17.30		19.19	27.65
5	17.01	19.35	17.47		20.76	21.41
6	18.60	22.00	17.16		20.74	22.63
7	17.44	20.46	17.28		18.46	22.91
8	17.29	19.75	17.20		22.20	21.31
9	17.39	20.41	16.95		22.36	21.56
10	17.38	19.61	17.25		17.85	22.54
11	17.98	19.46	24.86		21.14	32.94
12	16.87	25.99	17.53		20.29	22.82
13	18.04	32.24	26.46		24.15	24.21
14	18.16	30.37	18.63		18.57	
15	17.72		21.46		19.25	
16	22.12		17.39			
17	17.64					
18						

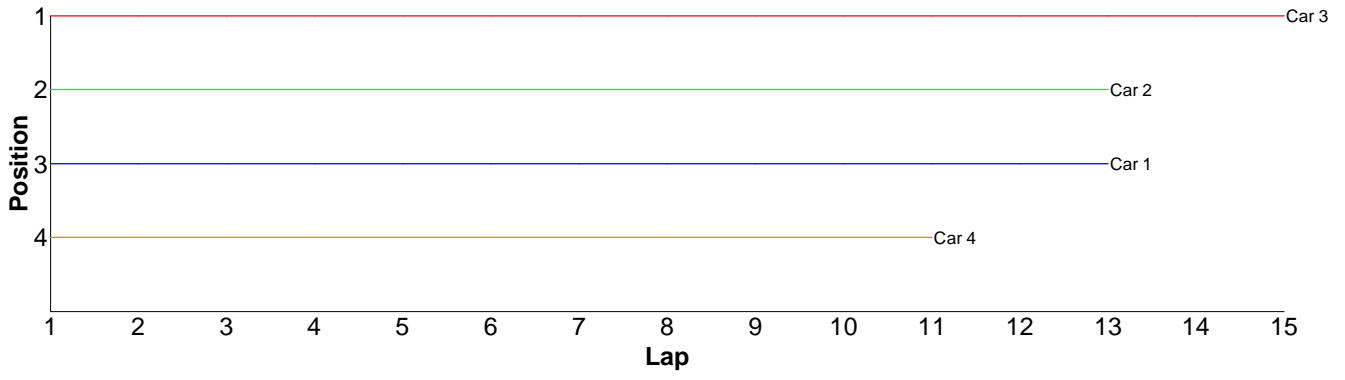


Heat 1 - Round 2 (17.5 Sport)

Pos	Car	Form	Name	Member Type	Car Make	Result	Ave	Best
1	3	F2	Mick Barnes	2010	Xray	15 / 317.69	21.17	19.74
2	2	F2	Bradley Killick (J)	2009xx	Xray	13 / 306.77	23.59	21.17
3	1	F2	Jason Elliot	V10	Associated	13 / 310.85	23.91	21.36
4	4		Gareth Harding	V10	Tamiya	11 / 306.14	27.83	24.69

Lap	Car 1	Car 2	Car 3	Car 4
1	27.71	23.38	20.94	30.16
2	23.00	22.38	20.39	29.29
3	29.10	22.66	20.35	26.56
4	22.91	24.62	20.77	26.44
5	23.05	22.91	21.17	30.40
6	23.34	29.40	19.74	30.71
7	27.13	21.42	22.36	28.27

8	22.79	21.53	20.27	26.55
9	22.83	21.68	20.27	24.69
10	23.33	21.17	20.84	25.48
11	22.46	28.59	20.75	27.59
12	21.84	21.80	22.07	
13	21.36	25.23	24.93	
14			22.09	
15			20.75	
16				

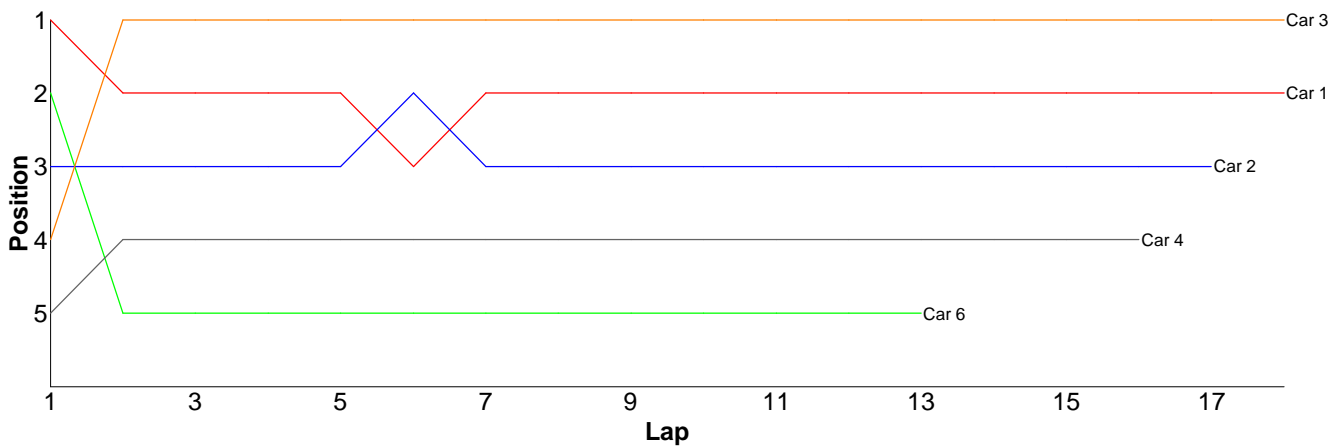


Heat 2 - Round 2 (13.5 Stock)

Pos	Car	Form	Name	Member Type	Car Make	Result	Ave	Best
1	3	F2	Kieran Stokes (J)	2010	Xray	18 / 313.39	17.41	16.95
2	1	F2	Neil Pilkington	2010	Hot Bodies	18 / 315.14	17.50	16.93
3	2	F2	Ian Cairns	2010	Schumacher	17 / 308.06	18.12	17.17
4	4	F2	Chris Graco	2010	Xray	16 / 301.97	18.87	17.86
5	6	F2	Robin Francis	2010	Xray	13 / 269.62	20.74	17.30
6	5	F2	Tim Webb	2009xx	Hot Bodies	0 / 0.00	0.00	0.00

Lap	Car 1	Car 2	Car 3	Car 4	Car 5	Car 6
-----	-------	-------	-------	-------	-------	-------

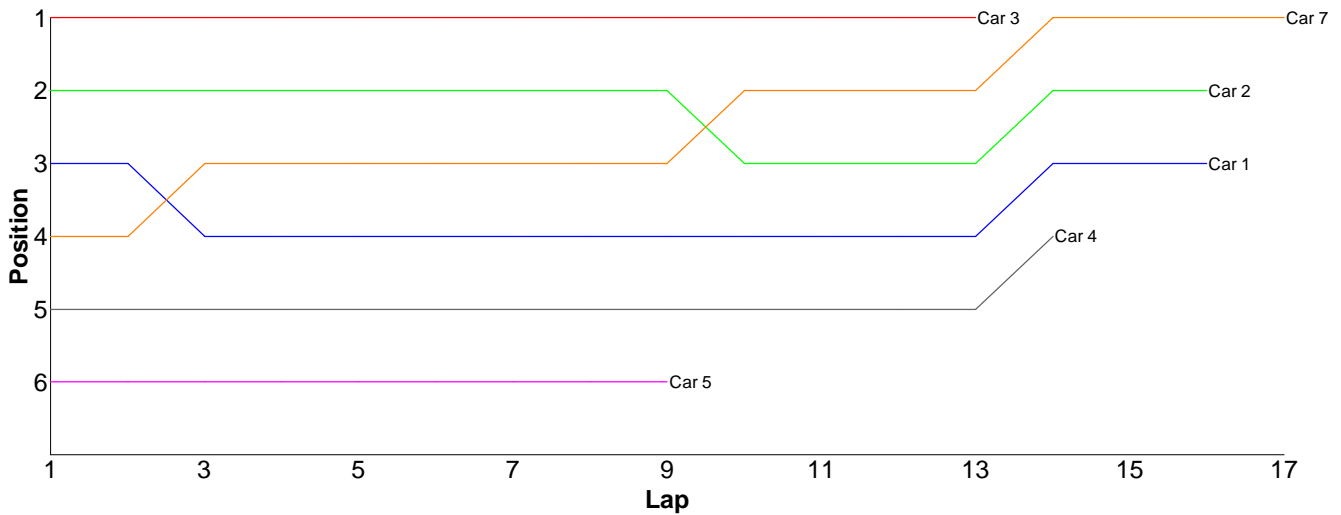
1	17.88	18.39	18.40	19.24		18.25
2	18.04	19.43	17.32	19.05		30.80
3	18.35	18.85	17.32	18.87		17.87
4	17.87	17.72	17.27	20.38		22.80
5	18.48	17.52	17.24	21.04		21.36
6	18.70	17.36	17.65	18.64		17.33
7	17.56	17.83	17.06	18.27		17.42
8	17.08	17.51	17.58	17.88		17.69
9	17.00	17.98	17.42	17.90		18.05
10	17.28	17.53	17.18	17.86		17.30
11	16.97	17.17	17.18	17.95		34.36
12	16.98	17.41	17.96	20.13		18.71
13	17.17	17.60	17.32	18.29		17.68
14	17.11	17.80	16.95	19.45		
15	17.28	18.98	17.41	18.82		
16	17.23	21.18	17.19	18.20		
17	17.23	17.80	17.57			
18	16.93		17.37			
19						



Heat 3 - Round 2 (13.5 Stock)

Pos	Car	Form	Name	Member Type	Car Make	Result	Ave	Best
1	7	F2	Gerald Page	2009xx	Tamiya	17 / 316.40	18.61	17.85
2	2	F2	Brian Killick	2009xx	Xray	16 / 305.04	19.06	17.44
3	1	F2	Scott Stokes	2010	Xray	16 / 317.93	19.87	18.67
4	4	F2	Mike Vorley	2010	Schumacher	14 / 311.64	22.26	19.14
5	3	F2	Neil Talbot	2009xx	Xray	13 / 233.28	17.94	16.84
6	5		Chris Howard	2010	Schumacher	9 / 292.97	32.55	23.58

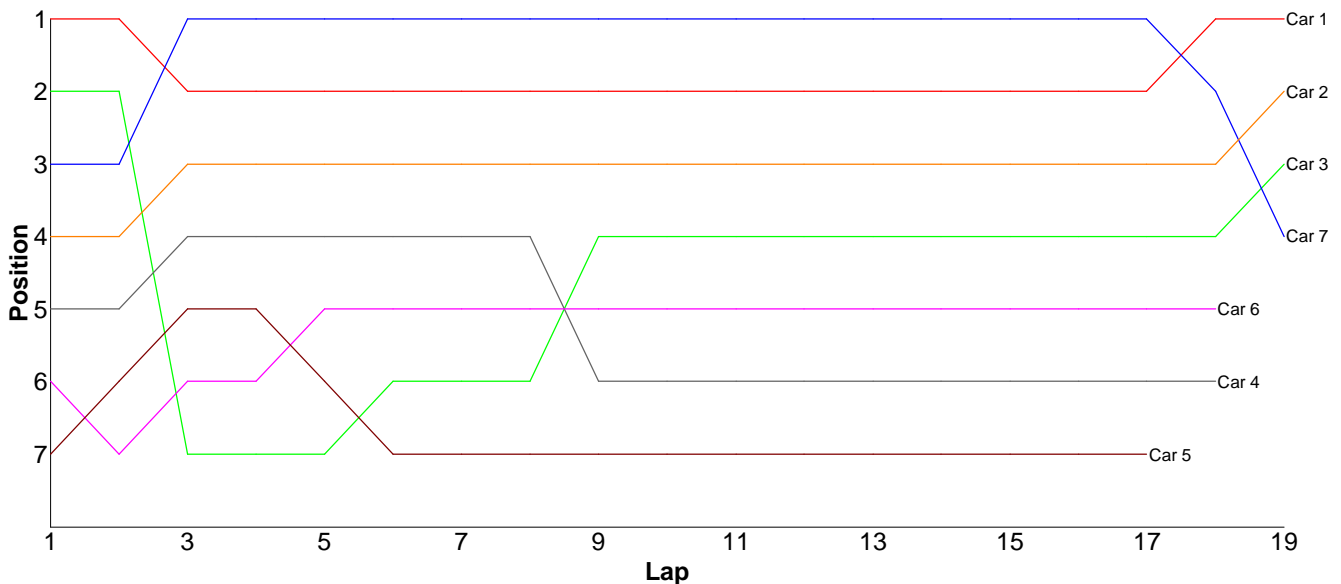
Lap	Car 1	Car 2	Car 3	Car 4	Car 5	Car 6	Car 7
1	19.64	18.23	17.91	22.74	72.49		21.36
2	19.80	19.88	18.39	23.09	33.66		18.12
3	24.38	18.41	16.84	25.31	25.34		17.86
4	20.72	18.20	17.49	21.06	26.03		21.67
5	18.84	18.35	17.48	22.39	27.69		17.85
6	19.57	17.90	17.17	28.44	23.58		18.07
7	18.81	18.25	18.23	22.06	25.77		18.20
8	19.55	17.95	17.54	20.47	30.31		18.01
9	18.67	17.80	17.57	19.63	28.10		17.96
10	19.47	29.17	18.14	23.03			18.30
11	19.30	19.20	17.57	22.95			17.97
12	19.31	17.44	17.24	19.47			18.08
13	21.22	17.71	21.71	19.14			20.79
14	19.47	18.04		21.86			17.94
15	20.01	20.59					18.00
16	19.17	17.92					18.18
17							18.04
18							



Heat 4 - Round 2 (13.5 Stock)

Pos	Car	Form	Name	Member Type	Car Make	Result	Ave	Best
1	1	F1	Remo Casadei	2009xx	Schumacher	19 / 305.11	16.05	15.58
2	2	F1	Rob Baxter	2009xx	Xray	19 / 311.86	16.41	16.05
3	3	F1	David Clift	2010	Schumacher	19 / 314.00	16.52	15.63
4	7	F2	Nick Adams	2010	Xray	19 / 319.39	16.81	15.01
5	6	F2	Jon Wilkins	2010	Schumacher	18 / 304.88	16.93	16.06
6	4	F1	James Davis	2010	Tamiya	18 / 305.87	16.99	16.44
7	5	F2	Kevin Bissell	2010	Xray	17 / 309.97	18.23	16.43

Lap	Car 1	Car 2	Car 3	Car 4	Car 5	Car 6	Car 7
1	16.01	16.57	16.14	17.11	18.05	17.97	16.51
2	16.03	16.09	15.94	17.18	16.94	17.42	15.58
3	15.82	16.21	24.63	16.78	17.66	17.96	15.01
4	17.35	16.40	15.98	16.92	17.11	17.16	16.62
5	16.08	16.29	15.98	16.80	17.30	16.52	15.83
6	15.69	16.75	15.72	16.86	17.49	16.23	15.98
7	15.65	16.05	15.63	17.28	17.93	16.28	15.99
8	15.96	16.79	15.85	16.44	16.95	16.06	15.81
9	15.86	16.48	16.29	17.87	16.81	16.87	15.60
10	15.81	16.86	15.94	17.12	17.61	16.72	16.21
11	15.87	16.31	16.11	17.28	16.43	16.56	16.11
12	16.35	17.11	16.14	16.61	16.75	16.15	16.45
13	15.58	16.10	16.41	16.64	17.78	18.11	15.50
14	16.16	16.17	15.88	16.96	18.06	16.51	15.76
15	16.06	16.21	16.33	16.51	20.75	16.58	16.08
16	16.28	16.30	16.31	17.15	19.71	16.79	15.70
17	15.97	16.07	16.43	17.17	26.64	17.13	15.89
18	16.63	16.11	16.27	17.19		17.86	21.01
19	15.95	16.99	16.02				27.75
20							

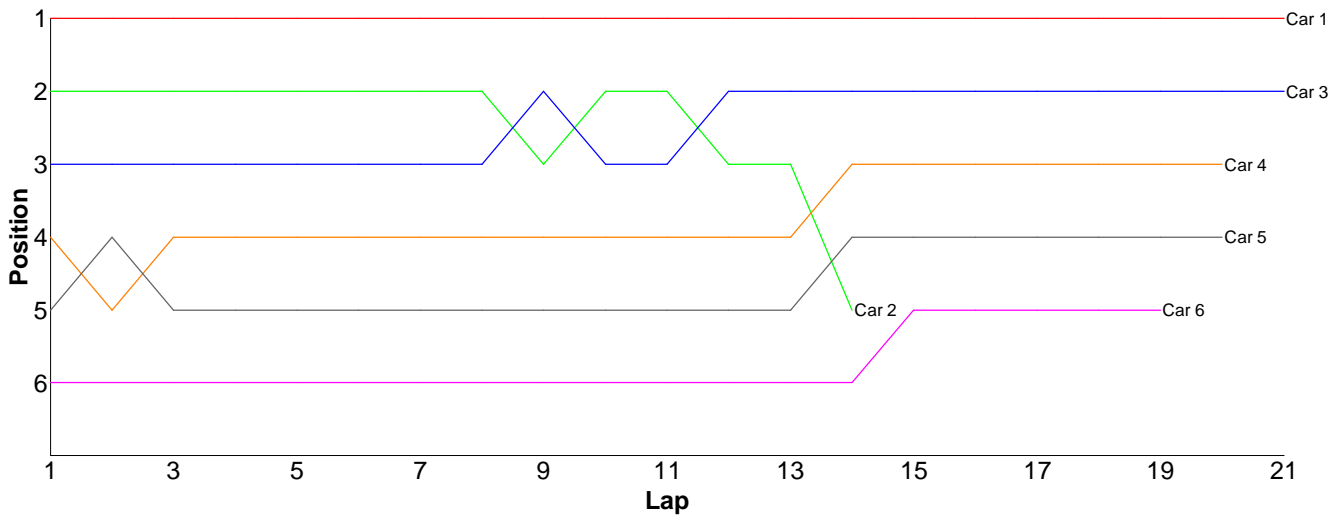


Heat 5 - Round 2 (10.5 ProStk)

Pos	Car	Form	Name	Member Type	Car Make	Result	Ave	Best
1	1	F1	Glen Westwood	2009xx	Schumacher	21 / 303.71	14.46	14.06
2	3	F1	Matthew Quinlisk	2009xx	Hot Bodies	21 / 309.82	14.75	14.54
3	4	F1	Ori Sohachevsky	2009xx	Schumacher	20 / 303.25	15.16	14.81
4	5	F2	Kieran Clift (J)	2010	Xray	20 / 311.46	15.57	14.85
5	6		Les Baldry	V09	Schumacher	19 / 304.16	16.00	15.37
6	2	F1	Jay Westwood	2009xx	Xray	14 / 220.61	15.75	14.35

Lap	Car 1	Car 2	Car 3	Car 4	Car 5	Car 6
-----	-------	-------	-------	-------	-------	-------

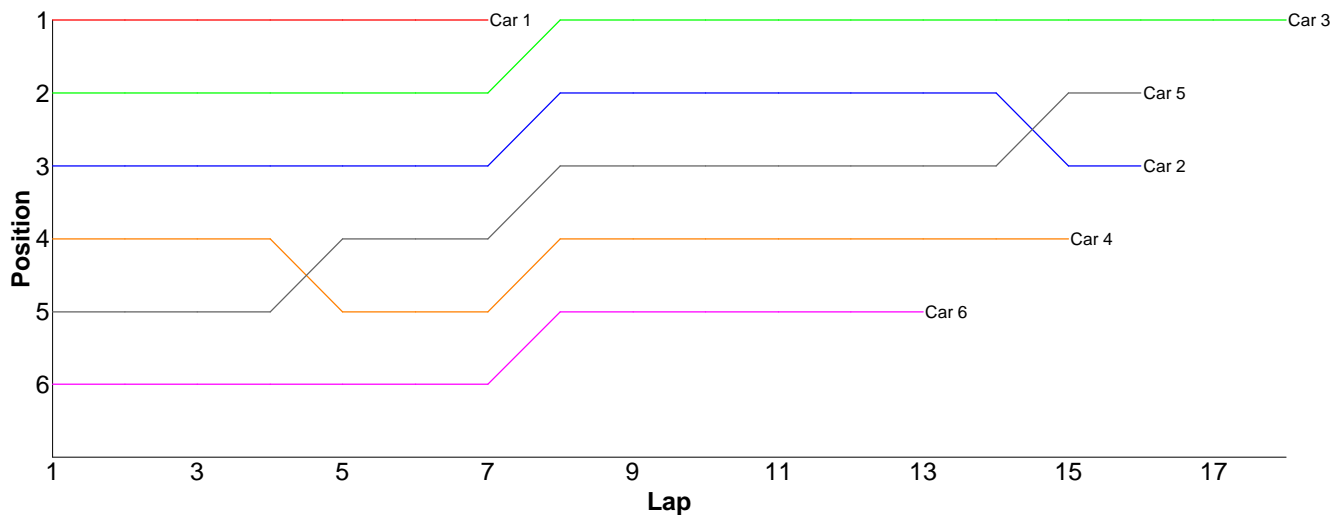
1	14.06	14.60	15.11	15.36	15.38	15.78
2	14.21	14.37	14.62	15.49	15.40	16.51
3	14.34	14.35	14.78	14.89	15.50	18.25
4	14.43	15.02	14.75	15.43	15.22	15.79
5	14.37	14.57	14.65	14.98	15.21	16.03
6	14.47	15.29	14.70	15.15	15.03	15.82
7	14.36	14.76	14.54	15.13	15.39	15.61
8	14.28	14.76	14.65	15.09	21.60	15.56
9	14.37	14.85	14.71	15.29	15.41	16.59
10	14.47	14.73	14.92	15.02	15.30	15.53
11	14.42	14.93	14.84	15.02	15.07	15.48
12	14.57	14.88	14.55	14.96	15.60	15.56
13	14.64	14.86	14.65	15.18	15.35	15.77
14	14.50	28.64	15.02	15.33	14.85	15.86
15	14.64		14.67	15.16	15.01	15.37
16	14.62		14.71	15.77	15.15	16.44
17	14.61		14.69	15.23	15.10	15.64
18	14.45		14.62	15.00	15.35	16.72
19	14.52		14.93	14.81	15.22	15.85
20	14.53		15.02	14.96	15.32	
21	14.85		14.69			
22						



Heat 6 - Round 2 (<GT>)

Pos	Car	Form	Name	Class	Member Type	Car Make	Result	Ave	Best
1	3		Jon Wilkins	GT3	2010	Associated	18 / 309.43	17.19	16.48
2	5		Mike Vorley	GT3	2010	Xray	16 / 312.56	19.53	17.53
3	2		Dave Skelton	GT1	2010	Associated	16 / 319.99	19.99	17.83
4	4		Scott Stokes	GT3	2010	Tamiya	15 / 303.57	20.23	18.92
5	6		Paul Taylor	GT3	2009xx	Tamiya	13 / 302.66	23.28	19.56
6	1		Nigel Moss	GT2	2010	CRC	7 / 114.15	16.30	15.98

Lap	Car 1	Car 2	Car 3	Car 4	Car 5	Car 6
1	16.51	18.70	17.51	19.93	21.21	33.52
2	16.10	18.47	17.23	25.40	26.40	21.00
3	15.98	18.91	16.48	19.29	18.33	21.96
4	16.24	19.43	16.74	19.58	19.14	21.38
5	16.23	17.83	17.09	19.05	18.03	28.14
6	16.73	19.44	16.58	21.72	21.34	21.22
7	16.36	18.25	17.74	19.59	18.17	22.21
8		18.74	17.10	18.92	18.71	19.56
9		19.49	16.53	18.96	18.11	20.37
10		18.34	17.22	22.38	18.28	26.72
11		24.10	16.72	19.62	17.53	24.80
12		19.34	16.74	19.32	18.63	20.80
13		19.66	16.89	19.23	20.86	20.98
14		18.96	17.01	21.53	19.20	
15		29.81	17.19	19.05	18.56	
16		20.52	17.25		20.06	
17			20.29			
18			17.12			
19						

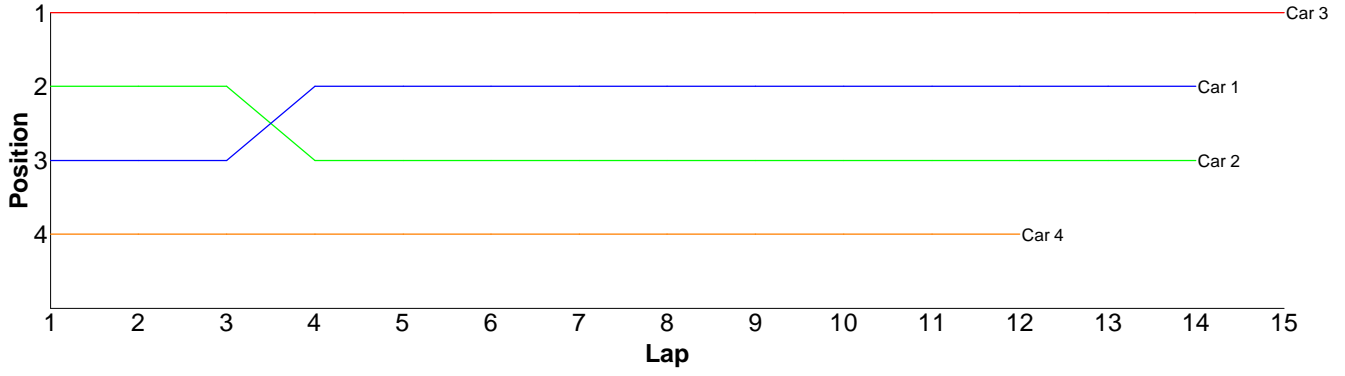


Heat 1 - Round 3 (17.5 Sport)

Pos	Car	Form	Name	Member Type	Car Make	Result	Ave	Best
1	3	F2	Mick Barnes	2010	Xray	15 / 300.19	20.01	19.09
2	1	F2	Jason Elliot	V10	Associated	14 / 305.27	21.80	20.47
3	2	F2	Bradley Killick (J)	2009xx	Xray	14 / 312.23	22.30	20.47
4	4		Gareth Harding	V10	Tamiya	12 / 312.71	26.05	23.29

Lap	Car 1	Car 2	Car 3	Car 4
1	24.56	21.01	19.86	25.75
2	21.97	24.85	19.45	25.03
3	21.54	20.75	19.62	23.29

4	21.18	23.37	19.68	31.07
5	20.54	20.47	20.64	24.49
6	22.03	22.54	19.09	26.12
7	21.02	20.73	19.21	30.45
8	20.47	20.52	20.01	24.68
9	22.07	27.43	19.29	24.32
10	21.39	25.25	20.12	28.97
11	20.94	21.42	19.74	24.58
12	23.25	20.96	21.83	23.96
13	23.70	20.93	22.50	
14	20.61	22.00	19.48	
15			19.67	
16				

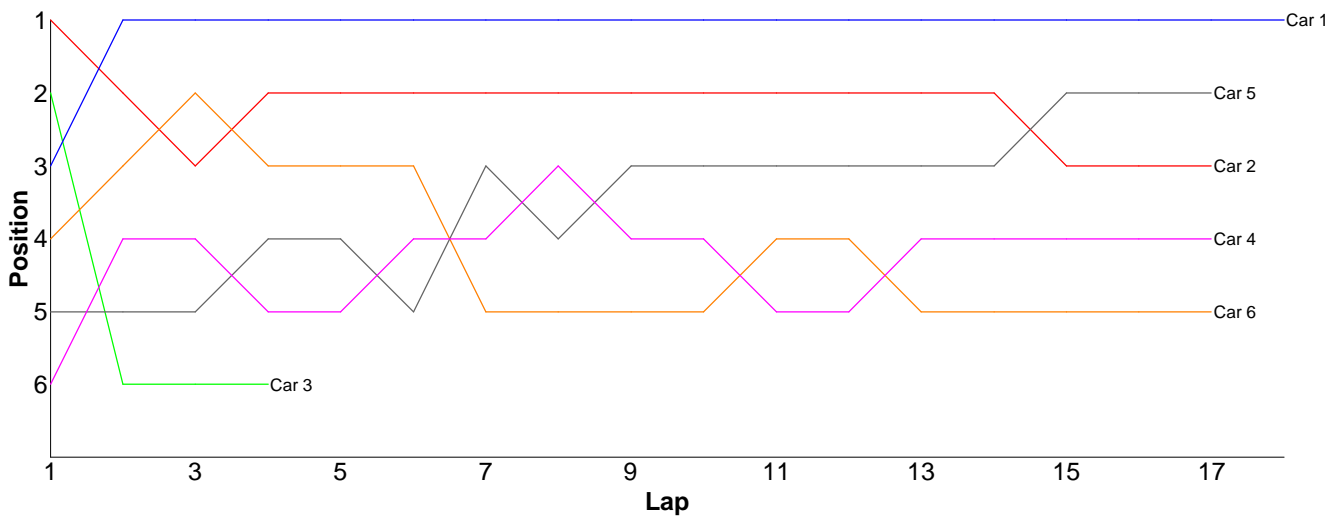


Heat 2 - Round 3 (13.5 Stock)

Pos	Car	Form	Name	Member Type	Car Make	Result	Ave	Best
1	1	F2	Neil Pilkington	2010	Hot Bodies	18 / 319.43	17.74	16.91
2	5	F2	Tim Webb	2009xx	Hot Bodies	17 / 303.68	17.86	17.15
3	2	F2	Ian Cairns	2010	Schumacher	17 / 305.75	17.98	17.00
4	4	F2	Chris Graco	2010	Xray	17 / 306.82	18.04	17.23
5	6	F2	Robin Francis	2010	Xray	17 / 316.49	18.61	17.35
6	3	F2	Kieran Stokes (J)	2010	Xray	4 / 107.15	26.78	17.98

Lap	Car 1	Car 2	Car 3	Car 4	Car 5	Car 6
-----	-------	-------	-------	-------	-------	-------

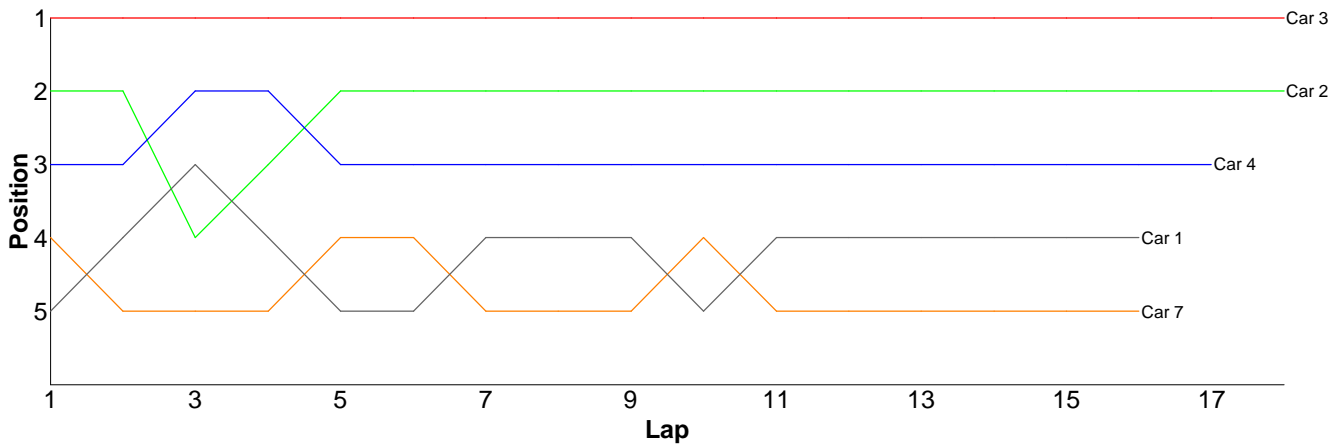
1	17.99	17.71	17.98	19.47	19.24	18.68
2	17.30	17.78	19.97	18.33	18.56	18.67
3	16.91	20.40	51.06	18.09	18.14	17.96
4	16.95	17.08	18.14	18.86	18.38	17.85
5	17.33	17.33		17.72	17.76	18.04
6	16.97	17.55		17.35	17.78	17.58
7	18.07	17.29		17.69	17.39	19.55
8	17.86	17.03		17.68	18.15	19.24
9	17.50	17.21		19.96	18.17	17.87
10	17.23	19.28		17.24	17.53	17.35
11	17.29	17.38		19.10	17.65	17.42
12	17.04	17.34		17.78	17.41	17.62
13	17.25	17.00		17.34	17.47	23.31
14	18.00	18.11		17.38	17.81	17.70
15	17.63	20.50		17.96	17.15	20.13
16	21.59	18.06		17.23	17.65	17.78
17	17.06	18.70		17.64	17.44	19.74
18	19.46					
19						



Heat 3 - Round 3 (13.5 Stock)

Pos	Car	Form	Name	Member Type	Car Make	Result	Ave	Best
1	3	F2	Neil Talbot	2009xx	Xray	18 / 308.61	17.14	16.45
2	2	F2	Brian Killick	2009xx	Xray	18 / 315.59	17.53	16.70
3	4	F2	Mike Vorley	2010	Schumacher	17 / 314.07	18.47	16.95
4	1	F2	Scott Stokes	2010	Xray	16 / 304.78	19.04	18.20
5	7	F2	Gerald Page	2009xx	Tamiya	16 / 306.51	19.15	17.55
6	5		Chris Howard	2010	Schumacher	0 / 0.00	0.00	0.00

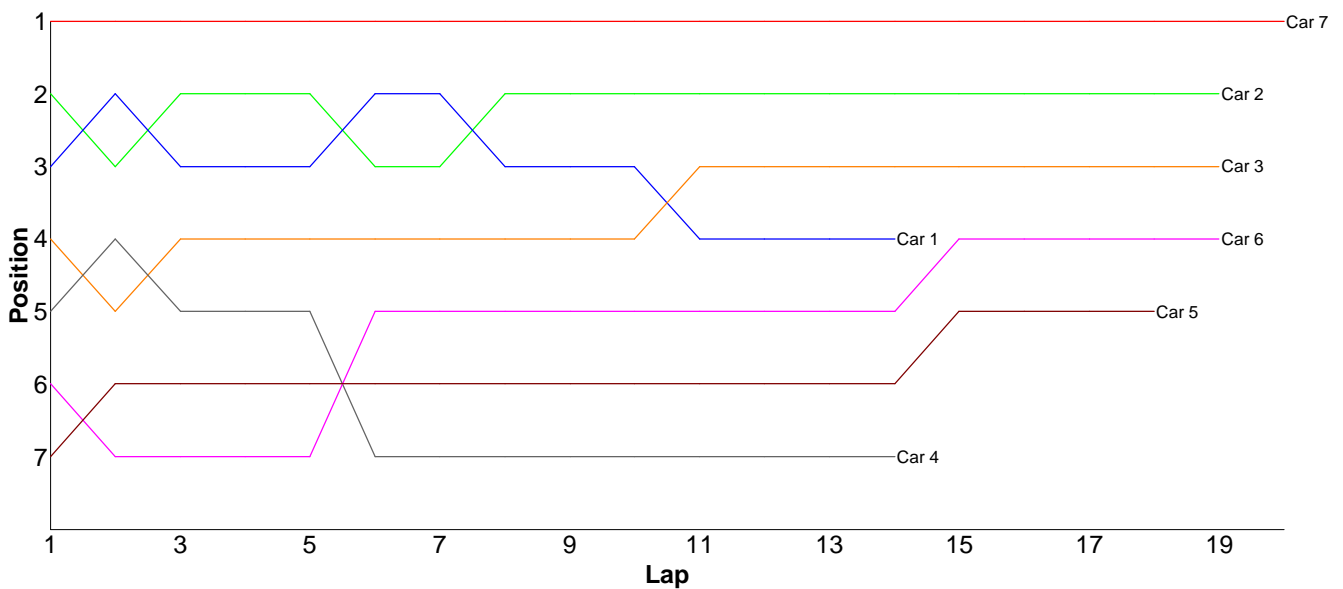
Lap	Car 1	Car 2	Car 3	Car 4	Car 5	Car 6	Car 7
1	19.43	17.49	17.00	18.19			19.01
2	18.20	16.85	16.90	17.85			20.74
3	18.65	22.75	16.90	17.43			17.76
4	18.97	16.99	16.62	17.20			17.92
5	19.05	16.70	16.45	22.35			17.85
6	20.36	17.13	16.51	16.95			17.55
7	18.63	17.09	16.91	20.85			23.84
8	18.57	17.08	17.69	17.28			18.01
9	18.85	16.79	17.14	17.10			18.24
10	19.59	18.75	16.97	17.16			18.16
11	18.78	17.13	17.43	22.71			25.98
12	20.34	16.90	17.26	17.28			17.92
13	18.68	18.41	16.52	16.98			18.56
14	19.70	17.19	16.80	22.28			18.88
15	18.32	16.94	16.83	17.89			18.18
16	18.66	17.27	20.08	17.34			17.91
17		16.94	17.37	17.23			
18		17.19	17.23				
19							



Heat 4 - Round 3 (13.5 Stock)

Pos	Car	Form	Name	Member Type	Car Make	Result	Ave	Best
1	7	F2	Nick Adams	2010	Xray	20 / 315.44	15.77	15.41
2	2	F1	Rob Baxter	2009xx	Xray	19 / 302.07	15.89	15.33
3	3	F1	David Clift	2010	Schumacher	19 / 305.13	16.05	15.68
4	6	F2	Jon Wilkins	2010	Schumacher	19 / 314.15	16.53	15.75
5	5	F2	Kevin Bissell	2010	Xray	18 / 307.56	17.08	16.54
6	1	F1	Remo Casadei	2009xx	Schumacher	14 / 225.98	16.14	15.67
7	4	F1	James Davis	2010	Tamiya	14 / 315.45	22.53	16.39

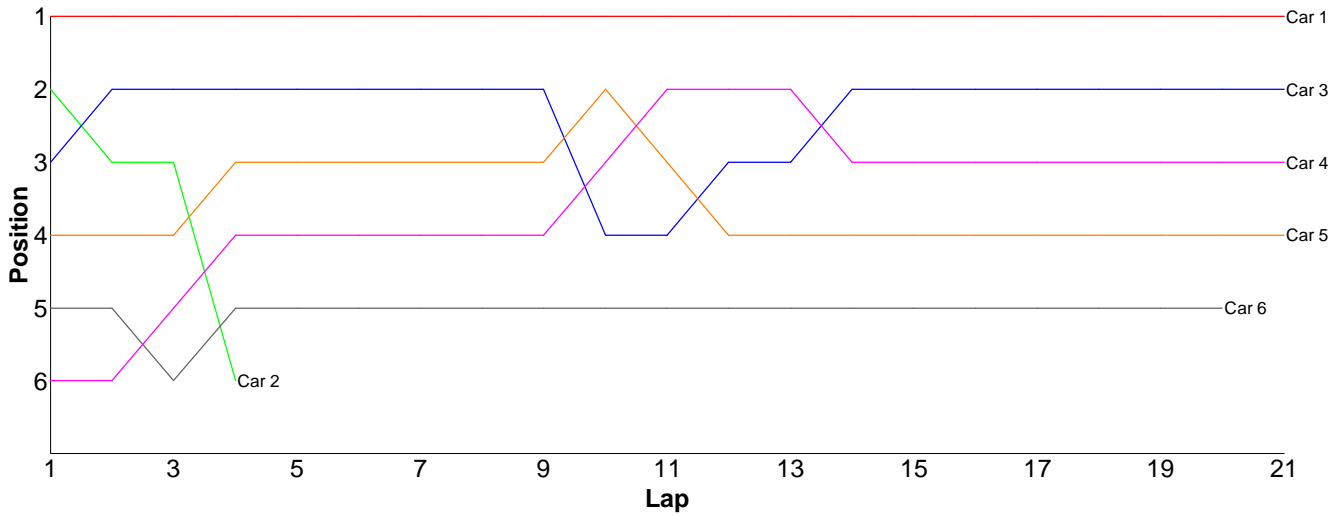
Lap	Car 1	Car 2	Car 3	Car 4	Car 5	Car 6	Car 7
1	16.03	15.97	16.30	16.72	17.20	17.17	15.70
2	15.77	15.98	17.17	16.73	17.04	17.25	15.76
3	16.20	15.60	15.96	16.78	16.85	17.88	15.41
4	15.75	15.47	15.94	16.74	16.94	16.17	15.86
5	15.84	16.12	15.68	16.45	17.07	16.88	15.64
6	15.67	16.23	15.86	18.97	16.75	16.22	15.76
7	15.98	16.88	16.06	18.46	16.84	15.75	15.65
8	16.65	15.52	15.84	90.63	16.57	16.31	15.91
9	16.21	16.20	16.07	17.40	16.54	16.26	15.89
10	15.86	15.33	15.91	16.75	17.24	16.02	15.80
11	17.54	16.13	16.08	16.47	17.24	15.94	15.87
12	16.02	15.58	16.13	16.39	18.01	17.94	15.77
13	16.27	15.64	15.90	20.25	17.15	16.01	15.50
14	16.19	15.62	16.12	16.71	17.90	16.02	15.85
15		15.60	15.85		16.84	15.97	15.89
16		15.97	16.06		17.12	16.82	15.61
17		15.68	15.99		17.28	16.90	15.91
18		16.48	16.16		16.98	16.54	15.90
19		16.07	16.05			16.10	15.87
20							15.89
21							



Heat 5 - Round 3 (10.5 ProStk)

Pos	Car	Form	Name	Member Type	Car Make	Result	Ave	Best
1	1	F1	Glen Westwood	2009xx	Schumacher	21 / 303.76	14.46	14.04
2	3	F1	Matthew Quinlisk	2009xx	Hot Bodies	21 / 310.57	14.78	14.31
3	4	F1	Ori Sohachevsky	2009xx	Schumacher	21 / 310.81	14.80	14.50
4	5	F2	Kieran Clift (J)	2010	Xray	21 / 312.82	14.89	14.60
5	6		Les Baldry	V09	Schumacher	20 / 309.03	15.45	15.07
6	2	F1	Jay Westwood	2009xx	Xray	4 / 62.18	15.54	14.47

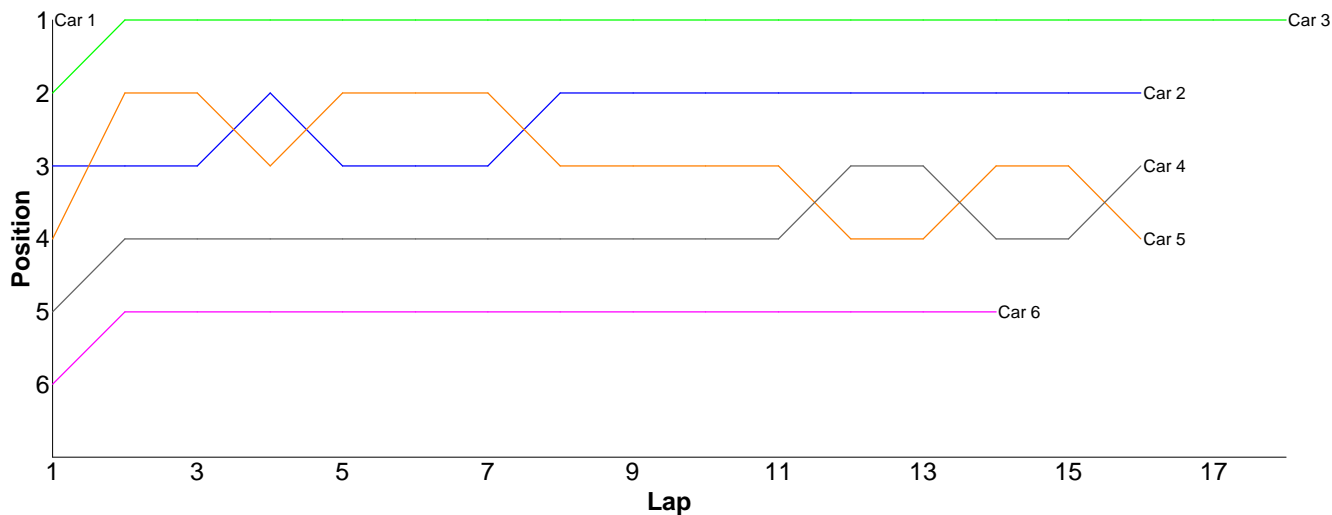
Lap	Car 1	Car 2	Car 3	Car 4	Car 5	Car 6
1	14.04	14.47	14.57	15.85	15.27	15.49
2	14.15	14.55	14.34	14.92	14.80	15.08
3	14.26	15.43	14.32	14.69	14.86	15.26
4	14.40	17.73	14.51	14.64	14.79	15.12
5	14.37		14.81	14.97	14.87	15.07
6	14.34		14.56	14.62	14.92	15.54
7	14.39		14.31	15.12	14.87	15.19
8	14.42		14.85	14.85	14.81	15.16
9	14.36		14.57	14.52	14.86	15.10
10	14.43		18.08	14.63	14.60	16.50
11	14.56		14.70	14.58	14.81	15.48
12	14.46		14.61	14.71	15.02	15.25
13	14.57		14.57	14.64	15.27	15.16
14	14.55		14.54	15.04	14.99	15.67
15	14.60		14.50	14.92	14.75	15.53
16	14.53		14.51	14.50	15.02	15.47
17	14.72		14.96	14.63	14.81	15.23
18	14.67		14.81	14.88	14.74	16.10
19	14.54		14.76	14.82	14.83	15.16
20	14.75		14.95	14.55	14.79	16.47
21	14.65		14.74	14.73	15.14	
22						



Heat 6 - Round 3 (<GT>)

Pos	Car	Form	Name	Class	Member Type	Car Make	Result	Ave	Best
1	3		Jon Wilkins	GT3	2010	Associated	18 / 310.54	17.25	16.52
2	2		Dave Skelton	GT1	2010	Associated	16 / 301.17	18.82	17.42
3	4		Scott Stokes	GT3	2010	Tamiya	16 / 317.39	19.83	19.12
4	5		Mike Vorley	GT3	2010	Xray	16 / 318.42	19.90	17.13
5	6		Paul Taylor	GT3	2009xx	Tamiya	14 / 310.70	22.19	20.59
6	1		Nigel Moss	GT2	2010	CRC	1 / 16.20	16.20	16.20

Lap	Car 1	Car 2	Car 3	Car 4	Car 5	Car 6
1	16.20	18.68	16.91	19.79	19.16	20.59
2		20.52	17.55	21.28	18.80	21.20
3		18.38	16.92	19.65	18.00	22.40
4		19.10	16.71	19.55	22.85	20.94
5		21.65	16.52	19.39	17.50	31.14
6		18.27	16.53	19.54	18.98	22.95
7		17.90	16.72	20.03	17.13	22.16
8		17.45	17.18	19.81	21.86	21.35
9		17.42	22.96	20.61	22.51	22.17
10		18.51	16.89	19.56	20.14	21.11
11		24.06	17.14	19.12	19.09	21.84
12		18.49	17.42	19.32	21.68	20.73
13		18.04	16.83	19.78	20.97	20.76
14		17.64	16.54	19.79	18.23	21.36
15		17.42	17.05	20.61	17.97	
16		17.64	16.72	19.56	23.55	
17			16.88			
18			17.07			
19						

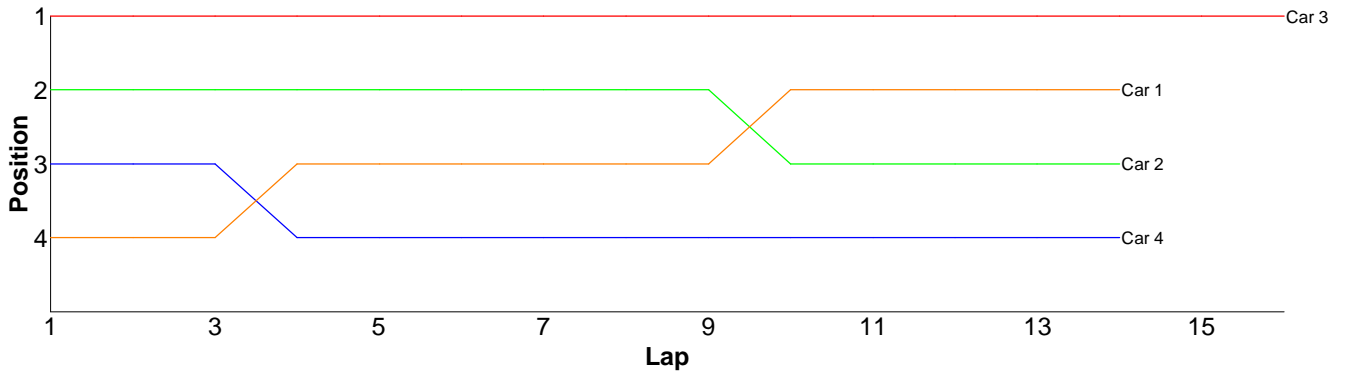


Heat 1 - Round 4 (17.5 Sport)

Pos	Car	Form	Name	Member Type	Car Make	Result	Ave	Best
1	3	F2	Mick Barnes	2010	Xray	16 / 314.61	19.66	19.03
2	1	F2	Jason Elliot	V10	Associated	14 / 300.60	21.47	20.01
3	2	F2	Bradley Killick (J)	2009xx	Xray	14 / 307.26	21.94	20.46
4	4		Gareth Harding	V10	Tamiya	14 / 315.56	22.54	21.03

Lap	Car 1	Car 2	Car 3	Car 4
1	29.30	23.88	19.03	24.41
2	21.29	21.26	19.47	23.08
3	21.86	21.50	19.68	23.95

4	20.66	22.11	19.32	23.85
5	20.63	21.06	19.55	22.08
6	20.62	21.39	19.28	21.43
7	20.72	20.58	19.99	21.03
8	21.00	20.69	19.91	22.08
9	20.46	23.47	19.68	21.62
10	21.58	23.14	20.91	22.07
11	20.35	20.94	19.81	23.35
12	21.55	20.97	19.64	21.47
13	20.57	20.46	19.35	22.43
14	20.01	25.81	19.18	22.71
15			20.22	
16			19.59	
17				

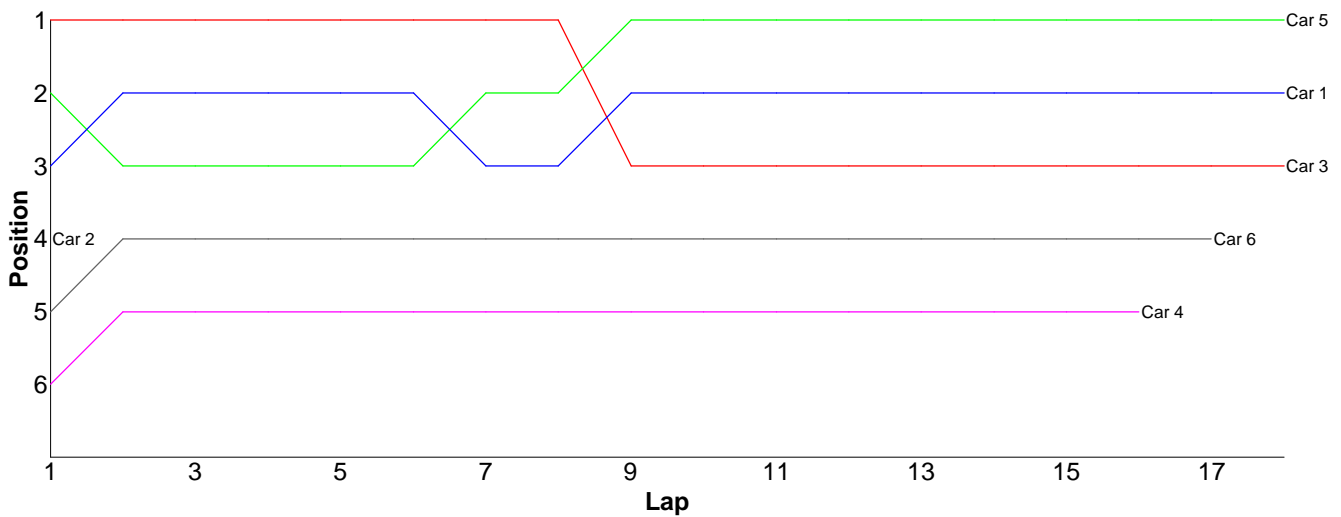


Heat 2 - Round 4 (13.5 Stock)

Pos	Car	Form	Name	Member Type	Car Make	Result	Ave	Best
1	5	F2	Tim Webb	2009xx	Hot Bodies	18 / 301.04	16.72	16.34
2	1	F2	Neil Pilkington	2010	Hot Bodies	18 / 306.63	17.03	16.31
3	3	F2	Kieran Stokes (J)	2010	Xray	18 / 313.45	17.41	16.39
4	6	F2	Robin Francis	2010	Xray	17 / 305.34	17.96	16.95
5	4	F2	Chris Graco	2010	Xray	16 / 304.75	19.04	16.96
6	2	F2	Ian Cairns	2010	Schumacher	1 / 18.09	18.09	18.09

Lap	Car 1	Car 2	Car 3	Car 4	Car 5	Car 6
-----	-------	-------	-------	-------	-------	-------

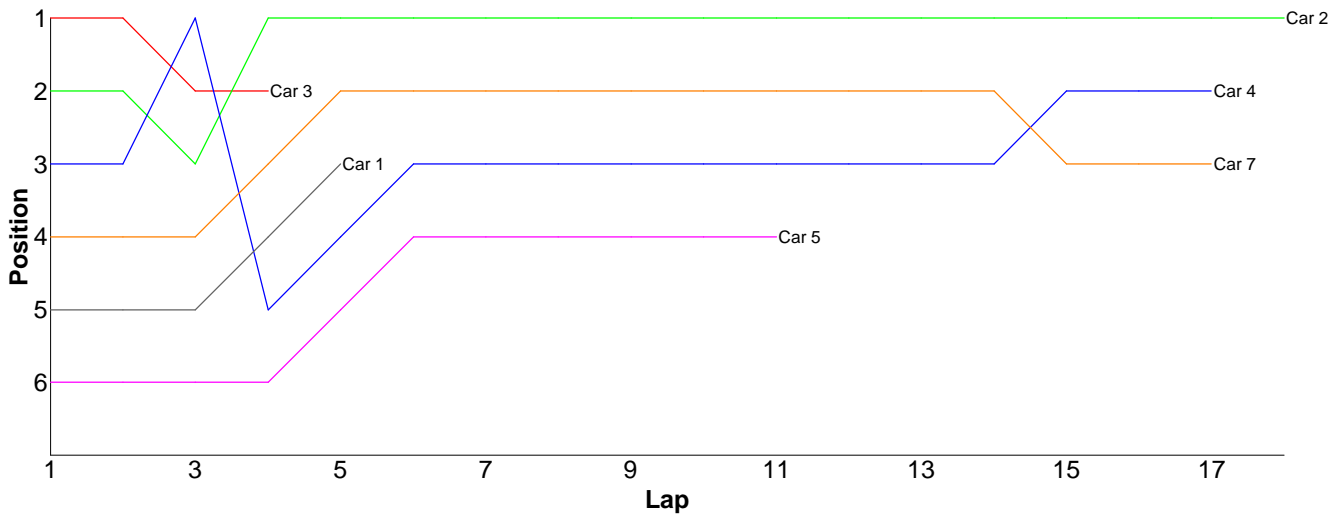
1	17.02	18.09	16.88	20.52	16.90	18.48
2	16.99		16.92	17.92	17.11	18.22
3	16.62		16.43	17.52	17.13	17.72
4	16.56		16.59	26.81	16.83	17.40
5	16.83		16.64	17.61	17.03	17.20
6	16.80		16.39	17.10	16.60	17.54
7	18.40		16.54	16.96	16.56	17.53
8	16.89		16.39	17.55	16.71	19.14
9	17.10		22.91	17.12	16.58	16.95
10	16.55		16.91	17.39	16.34	17.23
11	16.31		16.92	17.10	16.62	19.87
12	16.53		17.97	23.02	16.68	20.15
13	17.27		17.05	18.04	16.71	17.98
14	16.79		17.21	17.63	16.60	17.63
15	16.71		17.04	17.06	16.71	17.46
16	16.55		16.99	25.40	16.55	17.57
17	19.34		17.56		16.45	17.27
18	17.37		20.11		16.93	
19						



Heat 3 - Round 4 (13.5 Stock)

Pos	Car	Form	Name	Member Type	Car Make	Result	Ave	Best
1	2	F2	Brian Killick	2009xx	Xray	18 / 309.19	17.17	16.23
2	4	F2	Mike Vorley	2010	Schumacher	17 / 311.29	18.31	16.12
3	7	F2	Gerald Page	2009xx	Tamiya	17 / 314.59	18.50	17.57
4	5		Chris Howard	2010	Schumacher	11 / 303.45	27.58	21.90
5	1	F2	Scott Stokes	2010	Xray	5 / 96.74	19.34	18.21
6	3	F2	Neil Talbot	2009xx	Xray	4 / 69.42	17.35	16.39

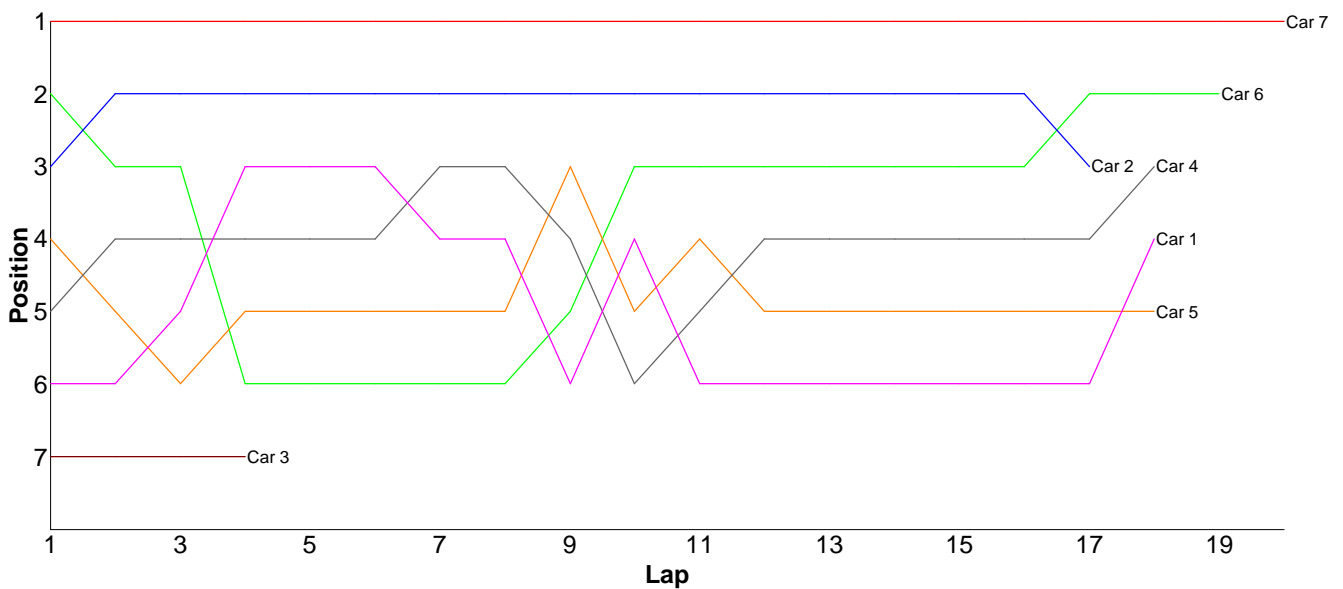
Lap	Car 1	Car 2	Car 3	Car 4	Car 5	Car 6	Car 7
1	18.25	16.77	16.39	17.52	25.05		17.57
2	18.21	16.23	16.39	16.12	34.80		17.82
3	19.17	18.30	18.43	16.42	30.12		17.71
4	20.71	17.06	18.21	37.91	24.37		17.68
5	20.40	17.13		16.82	28.11		17.80
6		16.65		19.39	21.90		17.87
7		20.98		17.32	30.12		18.00
8		16.71		18.64	22.64		17.62
9		16.97		16.70	32.97		23.05
10		16.52		16.64	27.77		21.34
11		18.33		16.48	25.60		18.34
12		16.81		17.49			18.67
13		16.92		16.77			17.99
14		17.11		16.58			18.54
15		16.75		16.60			17.77
16		16.77		16.80			18.82
17		16.74		17.09			18.00
18		16.44					
19							



Heat 4 - Round 4 (13.5 Stock)

Pos	Car	Form	Name	Member Type	Car Make	Result	Ave	Best
1	7	F2	Nick Adams	2010	Xray	20 / 313.90	15.69	15.21
2	6	F2	Jon Wilkins	2010	Schumacher	19 / 312.07	16.42	15.45
3	4	F1	James Davis	2010	Tamiya	18 / 300.28	16.68	16.27
4	1	F1	Remo Casadei	2009xx	Schumacher	18 / 300.76	16.70	15.74
5	5	F2	Kevin Bissell	2010	Xray	18 / 300.95	16.71	16.20
6	2	F1	Rob Baxter	2009xx	Xray	17 / 282.39	16.61	15.60
7	3	F1	David Clift	2010	Schumacher	4 / 92.35	23.08	16.67

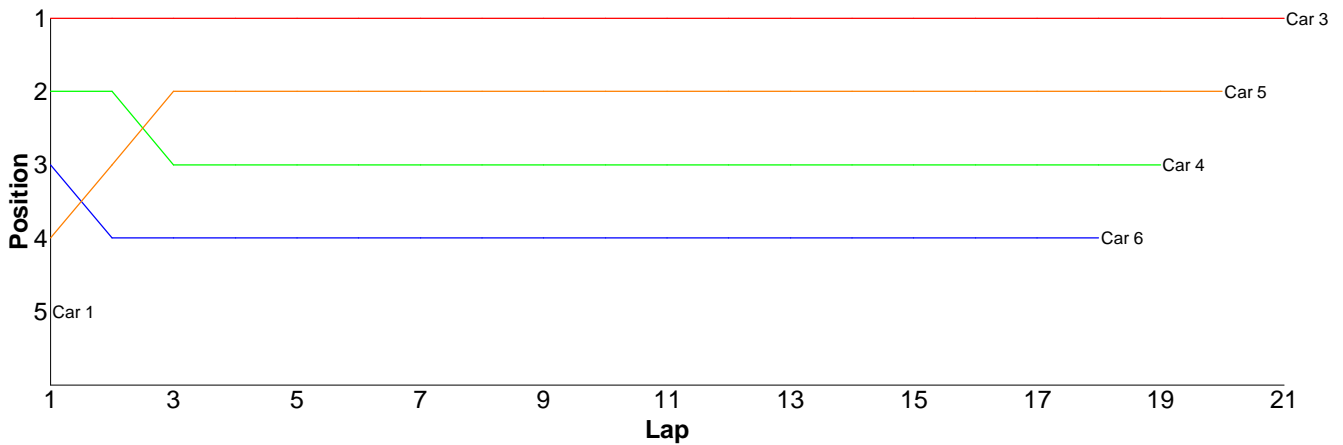
Lap	Car 1	Car 2	Car 3	Car 4	Car 5	Car 6	Car 7
1	17.43	16.21	30.92	16.90	16.59	16.00	15.35
2	16.46	15.69	16.67	16.43	16.80	16.38	15.92
3	16.22	15.80	20.61	16.27	16.79	15.90	15.47
4	15.74	17.23	24.15	16.67	16.43	19.68	15.72
5	16.28	15.60		16.71	17.00	16.48	15.21
6	16.97	15.80		16.44	16.32	16.47	15.94
7	17.37	15.76		16.29	16.70	16.31	15.78
8	16.42	16.10		16.47	16.42	16.47	15.43
9	17.37	15.89		17.28	16.20	15.94	15.60
10	16.26	17.65		17.61	17.40	15.45	15.68
11	22.03	16.03		16.73	16.61	16.34	15.66
12	16.45	15.88		16.81	17.97	16.18	15.95
13	15.92	18.22		17.03	16.61	15.82	16.09
14	16.04	15.99		16.34	16.81	18.12	15.63
15	16.09	19.19		17.08	16.85	16.36	15.32
16	15.75	16.34		16.42	16.44	16.27	15.46
17	16.12	19.01		16.53	16.55	15.91	16.13
18	15.84			16.27	16.46	15.81	16.05
19						16.18	15.91
20							15.60
21							



Heat 5 - Round 4 (10.5 ProStk)

Pos	Car	Form	Name	Member Type	Car Make	Result	Ave	Best
1	3	F1	MatthewQuinlisk	2009xx	Hot Bodies	21 / 309.71	14.74	14.38
2	5	F2	Kieran Clift (J)	2010	Xray	20 / 305.02	15.25	14.91
3	4	F1	Ori Sohachevsky	2009xx	Schumacher	19 / 303.07	15.95	14.99
4	6		Les Baldry	V09	Schumacher	18 / 298.94	16.60	15.28
5	1	F1	Glen Westwood	2009xx	Schumacher	1 / 95.06	95.06	95.06
6	2	F1	Jay Westwood	2009xx	Xray	0 / 0.00	0.00	0.00

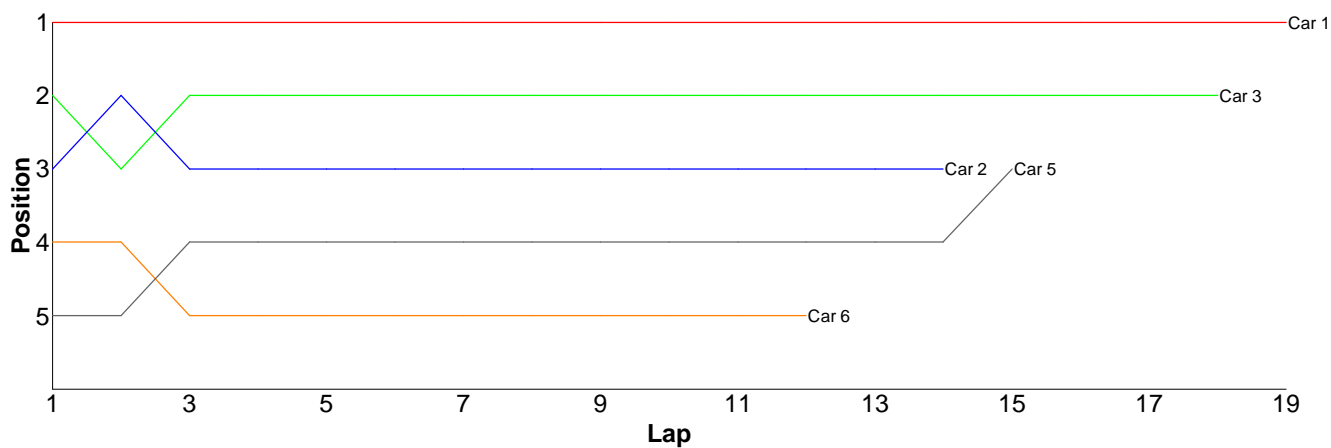
Lap	Car 1	Car 2	Car 3	Car 4	Car 5	Car 6
1	95.06		14.71	15.28	15.62	15.50
2			14.41	15.00	15.09	17.71
3			14.38	16.36	15.13	15.81
4			14.67	15.13	14.93	15.53
5			14.67	16.76	15.11	21.57
6			14.51	15.26	14.91	15.49
7			14.48	17.68	15.13	15.40
8			14.56	16.41	15.50	15.28
9			14.54	15.42	15.23	15.62
10			14.60	15.37	15.50	18.83
11			14.60	15.74	15.20	15.79
12			14.44	15.10	15.16	15.75
13			14.59	22.61	15.06	15.91
14			14.87	15.07	15.78	16.39
15			14.63	15.19	15.18	15.31
16			15.00	15.15	15.13	21.56
17			14.64	14.99	15.00	15.76
18			15.58	15.14	15.23	15.73
19			15.67	15.41	15.69	
20			15.25		15.44	
21			14.91			
22						



Heat 6 - Round 4 (<GT>)

Pos	Car	Form	Name	Class	Member Type	Car Make	Result	Ave	Best
1	1		Nigel Moss	GT2	2010	CRC	19 / 312.97	16.47	15.95
2	3		Jon Wilkins	GT3	2010	Associated	18 / 304.78	16.93	16.17
3	5		Mike Vorley	GT3	2010	Xray	15 / 321.43	21.42	18.04
4	2		Dave Skelton	GT1	2010	Associated	14 / 270.95	19.35	17.85
5	6		Paul Taylor	GT3	2009xx	Tamiya	12 / 276.82	23.06	19.74
6	4		Scott Stokes	GT3	2010	Tamiya	0 / 0.00	0.00	0.00

Lap	Car 1	Car 2	Car 3	Car 4	Car 5	Car 6
1	16.16	17.85	17.57		26.28	26.21
2	16.02	17.99	19.44		20.98	20.73
3	16.61	20.04	17.19		18.31	20.01
4	16.09	17.98	16.73		18.69	24.36
5	15.95	24.04	16.84		26.95	22.00
6	16.03	20.52	17.30		18.54	25.78
7	17.61	19.20	16.48		18.04	34.22
8	16.57	18.84	17.72		18.19	22.56
9	16.03	17.90	16.86		24.17	20.64
10	16.39	18.41	16.44		18.50	19.96
11	16.56	17.89	16.61		18.06	19.74
12	16.22	18.31	16.17		25.01	20.61
13	16.68	19.53	16.34		19.92	
14	17.22	22.45	16.56		23.37	
15	17.04		16.52		26.42	
16	16.07		16.94			
17	16.38		16.63			
18	16.58		16.44			
19	16.76					
20						

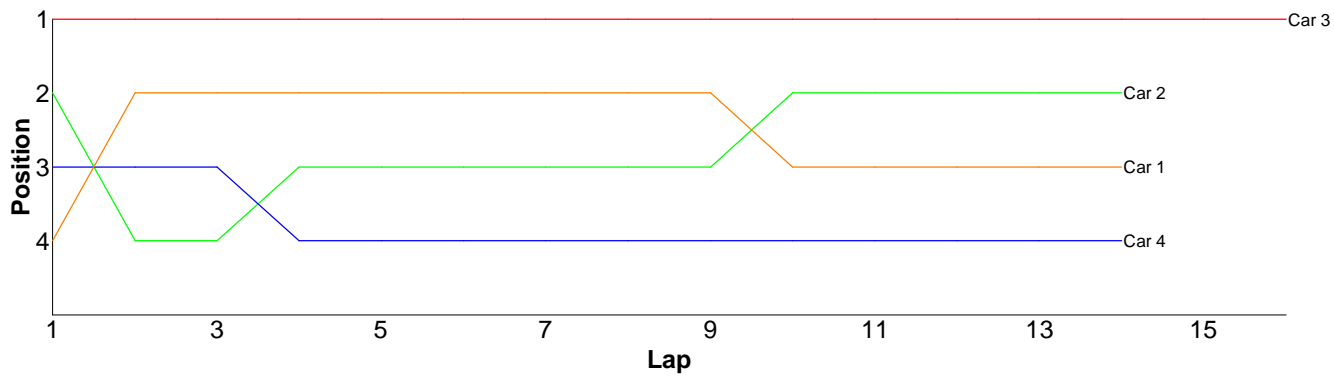


Heat 1 - Round 5 (17.5 Sport)

Pos	Car	Form	Name	Member Type	Car Make	Result	Ave	Best
1	3	F2	Mick Barnes	2010	Xray	16 / 313.54	19.59	18.90
2	2	F2	Bradley Killick (J)	2009xx	Xray	14 / 302.92	21.63	19.78
3	1	F2	Jason Elliot	V10	Associated	14 / 311.07	22.21	20.34
4	4		Gareth Harding	V10	Tamiya	14 / 323.57	23.11	21.30

Lap	Car 1	Car 2	Car 3	Car 4
1	26.08	20.87	19.77	23.18
2	21.54	34.79	20.83	30.05
3	25.02	20.45	19.36	21.74
4	21.32	21.63	19.25	22.88
5	21.22	20.67	19.22	21.43

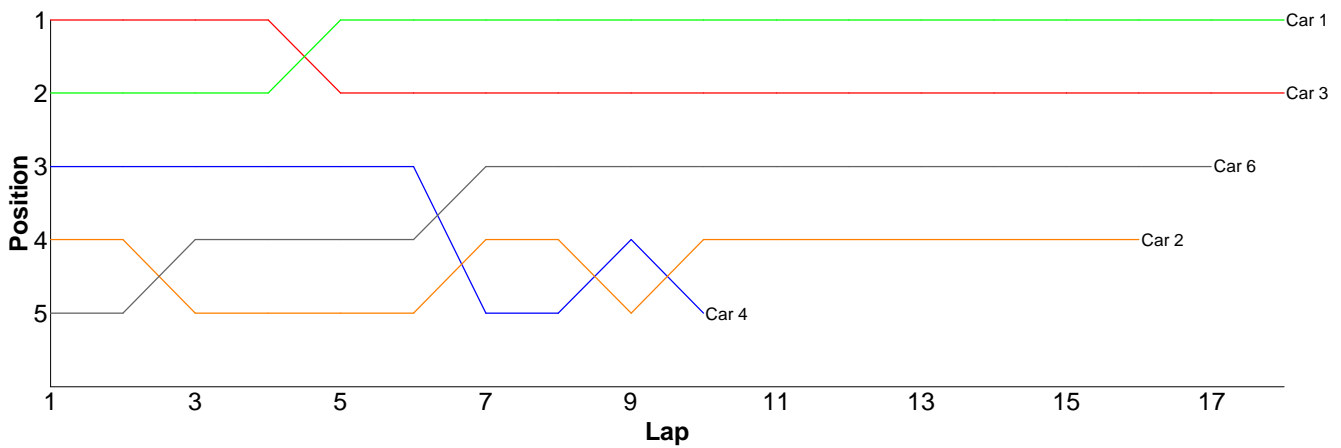
6	20.34	20.35	18.90	23.77
7	21.47	20.55	19.84	21.87
8	21.77	20.29	19.20	21.71
9	20.75	21.22	19.27	22.58
10	21.29	19.78	19.07	21.30
11	21.13	20.26	19.71	21.64
12	21.80	20.95	21.19	22.33
13	25.32	20.38	19.48	22.48
14	22.02	20.73	19.72	26.61
15			19.27	
16			19.46	
17				



Heat 2 - Round 5 (13.5 Stock)

Pos	Car	Form	Name	Member Type	Car Make	Result	Ave	Best
1	1	F2	Neil Pilkington	2010	Hot Bodies	18 / 307.74	17.09	16.52
2	3	F2	Kieran Stokes (J)	2010	Xray	18 / 316.27	17.57	16.89
3	6	F2	Robin Francis	2010	Xray	17 / 311.86	18.34	17.19
4	2	F2	Ian Cairns	2010	Schumacher	16 / 316.17	19.76	16.47
5	4	F2	Chris Graco	2010	Xray	10 / 199.81	19.98	17.55
6	5	F2	Tim Webb	2009xx	Hot Bodies	0 / 0.00	0.00	0.00

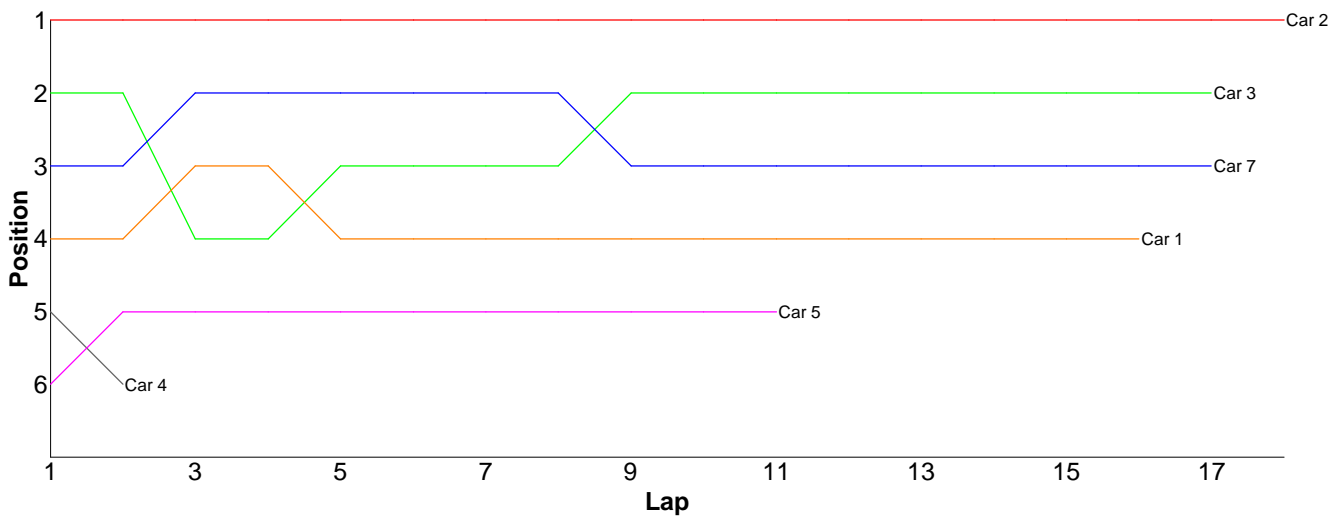
Lap	Car 1	Car 2	Car 3	Car 4	Car 5	Car 6
1	17.96	21.63	17.35	20.17		21.95
2	17.00	18.08	17.31	18.70		21.86
3	17.41	25.03	17.45	18.30		17.37
4	17.02	17.63	17.03	17.67		17.48
5	16.52	24.28	17.12	19.69		17.22
6	17.16	17.20	16.89	18.11		17.43
7	16.79	17.55	19.88	31.99		17.40
8	17.12	16.47	17.61	18.05		17.41
9	17.75	23.12	17.32	17.55		17.61
10	16.85	17.76	16.93	19.58		20.98
11	17.41	17.45	19.33			17.19
12	17.20	16.78	17.90			17.79
13	17.21	22.41	17.01			17.71
14	16.77	25.69	17.52			18.16
15	17.46	17.74	17.13			18.41
16	16.90	17.35	18.07			17.85
17	16.62		17.19			18.04
18	16.59		17.23			
19						



Heat 3 - Round 5 (13.5 Stock)

Pos	Car	Form	Name	Member Type	Car Make	Result	Ave	Best
1	2	F2	Brian Killick	2009xx	Xray	18 / 303.99	16.88	16.61
2	3	F2	Neil Talbot	2009xx	Xray	17 / 303.08	17.82	16.88
3	7	F2	Gerald Page	2009xx	Tamiya	17 / 304.98	17.94	17.16
4	1	F2	Scott Stokes	2010	Xray	16 / 303.71	18.98	18.31
5	5		Chris Howard	2010	Schumacher	11 / 292.66	26.60	24.16
6	4	F2	Mike Vorley	2010	Schumacher	2 / 55.00	27.50	23.44

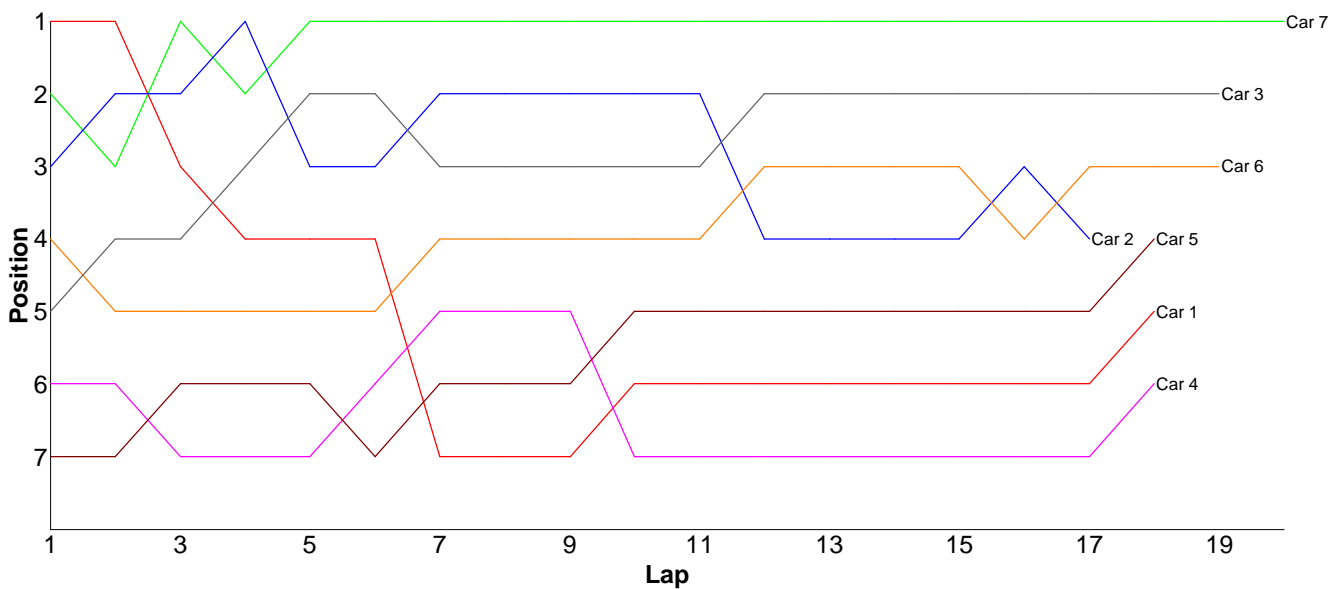
Lap	Car 1	Car 2	Car 3	Car 4	Car 5	Car 6	Car 7
1	19.31	16.89	17.10	23.44	24.96		18.43
2	18.75	16.72	17.23	31.56	25.59		17.78
3	18.50	16.73	24.04		24.46		17.57
4	18.99	16.66	17.28		34.25		17.70
5	19.25	16.70	17.22		31.86		17.95
6	18.59	16.68	17.16		24.16		17.80
7	19.56	16.72	16.88		26.24		17.36
8	18.70	16.88	17.14		26.12		17.16
9	18.70	16.81	17.31		24.54		20.35
10	19.10	17.17	17.01		26.06		17.63
11	18.65	16.99	18.12		24.42		17.35
12	19.41	16.61	17.35				17.88
13	19.17	17.13	17.77				18.19
14	20.12	16.80	17.67				17.37
15	18.60	17.04	17.27				18.38
16	18.31	17.61	18.83				18.31
17		16.91	17.70				17.77
18		16.94					
19							



Heat 4 - Round 5 (13.5 Stock)

Pos	Car	Form	Name	Member Type	Car Make	Result	Ave	Best
1	7	F2	Nick Adams	2010	Xray	20 / 315.31	15.76	15.22
2	3	F1	David Clift	2010	Schumacher	19 / 305.00	16.05	15.42
3	6	F2	Jon Wilkins	2010	Schumacher	19 / 306.91	16.15	15.60
4	5	F2	Kevin Bissell	2010	Xray	18 / 302.33	16.79	16.29
5	1	F1	Remo Casadei	2009xx	Schumacher	18 / 305.80	16.98	15.67
6	4	F1	James Davis	2010	Tamiya	18 / 309.08	17.17	16.16
7	2	F1	Rob Baxter	2009xx	Xray	17 / 278.85	16.40	15.54

Lap	Car 1	Car 2	Car 3	Car 4	Car 5	Car 6	Car 7
1	15.83	15.90	16.41	17.19	17.41	15.94	15.85
2	15.67	15.60	15.74	16.73	16.72	16.65	15.81
3	15.75	15.73	15.48	17.31	16.74	15.93	15.22
4	17.20	15.95	15.99	16.64	16.74	18.56	16.33
5	15.74	15.94	15.42	16.90	16.96	15.99	15.63
6	16.32	15.80	15.87	16.42	16.66	15.93	15.45
7	28.47	15.98	16.06	16.16	16.50	15.63	15.50
8	15.89	15.76	16.05	16.60	16.58	15.99	15.49
9	15.81	15.68	16.24	16.66	16.75	15.77	15.78
10	16.28	15.61	15.79	24.11	17.23	15.60	15.57
11	16.44	15.70	17.23	18.33	16.90	15.84	15.74
12	15.80	20.71	16.05	16.76	16.40	16.03	15.54
13	16.14	16.14	15.76	16.58	16.68	16.31	15.75
14	18.82	16.01	16.65	16.51	16.29	16.03	15.77
15	16.64	15.75	16.17	16.53	16.56	16.00	15.72
16	15.86	15.54	15.76	16.55	17.01	16.31	15.71
17	15.98	21.05	15.98	16.65	16.90	16.22	16.66
18	17.16		16.27	16.45	17.30	15.99	15.70
19			16.08			16.19	15.97
20							16.12
21							

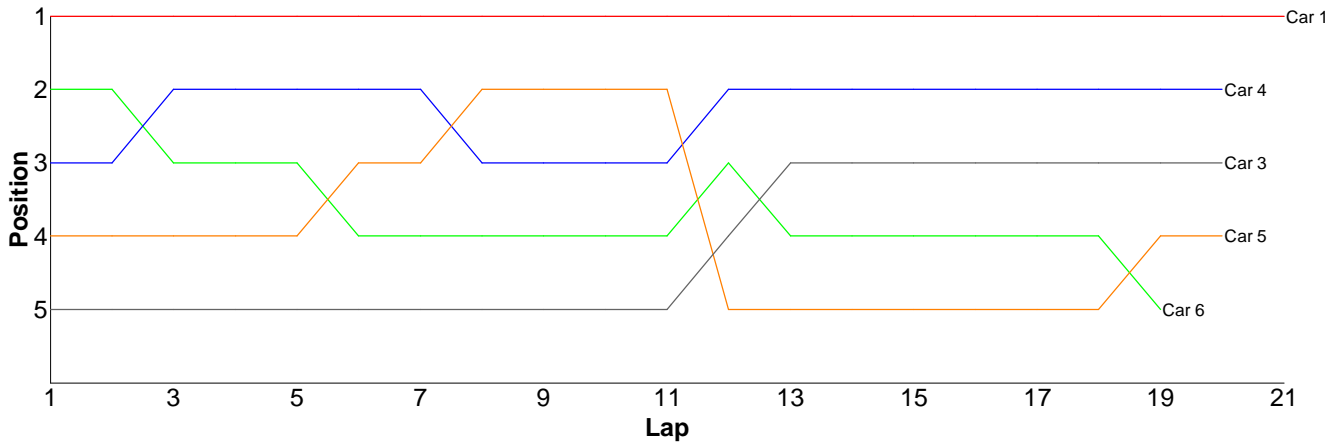


Heat 5 - Round 5 (10.5 ProStk)

Pos	Car	Form	Name	Member Type	Car Make	Result	Ave	Best
1	1	F1	Glen Westwood	2009xx	Schumacher	21 / 304.32	14.49	13.97
2	4	F1	Ori Sohachevsky	2009xx	Schumacher	20 / 302.53	15.12	14.74
3	3	F1	MatthewQuinlisk	2009xx	Hot Bodies	20 / 305.70	15.28	14.43
4	5	F2	Kieran Clift (J)	2010	Xray	20 / 313.76	15.68	14.84
5	6		Les Baldry	V09	Schumacher	19 / 300.58	15.82	14.94
6	2	F1	Jay Westwood	2009xx	Xray	0 / 0.00	0.00	0.00

Lap	Car 1	Car 2	Car 3	Car 4	Car 5	Car 6
-----	-------	-------	-------	-------	-------	-------

1	13.97		20.75	16.00	16.16	15.68
2	14.11		15.03	14.81	15.16	15.10
3	14.27		18.61	14.88	15.18	14.94
4	14.38		15.99	14.88	15.28	15.14
5	14.38		14.87	15.10	15.44	15.34
6	14.45		14.85	15.10	14.90	20.05
7	14.51		14.95	14.74	14.88	15.67
8	14.49		15.02	16.86	15.15	15.28
9	14.65		14.89	14.91	14.84	15.24
10	14.59		14.76	15.01	14.96	15.33
11	14.48		14.56	14.93	14.94	15.13
12	14.42		14.57	14.98	22.48	15.08
13	14.67		14.43	15.19	16.97	15.34
14	14.49		14.88	14.94	15.60	15.29
15	14.58		14.61	15.05	15.47	15.25
16	14.48		14.65	15.03	15.20	15.68
17	14.55		14.74	14.93	15.42	15.54
18	14.78		14.48	14.92	15.01	15.47
19	14.78		14.52	14.78	15.42	20.03
20	14.67		14.54	15.49	15.30	
21	14.62					
22						



Heat 6 - Round 5 (<GT>)

Pos	Car	Form	Name	Class	Member Type	Car Make	Result	Ave	Best
1	1		Nigel Moss	GT2	2010	CRC	18 / 291.47	16.19	15.66
2	3		Jon Wilkins	GT3	2010	Associated	17 / 311.13	18.30	16.02
3	2		Dave Skelton	GT1	2010	Associated	17 / 317.24	18.66	16.93
4	5		Mike Vorley	GT3	2010	Xray	16 / 320.71	20.04	18.18
5	4		Scott Stokes	GT3	2010	Tamiya	15 / 313.30	20.88	19.26
6	6		Paul Taylor	GT3	2009xx	Tamiya	0 / 0.00	0.00	0.00

Lap Car 1 Car 2 Car 3 Car 4 Car 5 Car 6

1	16.24	19.32	17.02	23.82	20.03	
2	15.81	17.99	16.74	19.59	18.71	
3	15.66	18.03	16.46	19.84	18.91	
4	16.27	17.93	16.02	19.37	18.45	
5	16.15	17.29	19.61	19.73	19.50	
6	16.33	16.93	16.27	19.57	18.26	
7	16.18	20.40	43.43	30.31	18.18	
8	16.07	17.77	16.56	19.89	18.47	
9	16.24	17.45	16.50	19.62	18.68	
10	15.74	17.32	16.37	23.34	19.06	
11	16.14	17.78	17.48	19.63	23.70	
12	16.23	18.91	16.20	19.37	19.31	
13	16.14	17.65	16.17	19.65	19.34	
14	16.08	18.27	16.31	19.26	26.04	
15	16.12	28.39	17.06	20.31	21.06	
16	16.50	18.40	16.25		23.01	
17	16.99	17.41	16.68			
18	16.58					
19						

