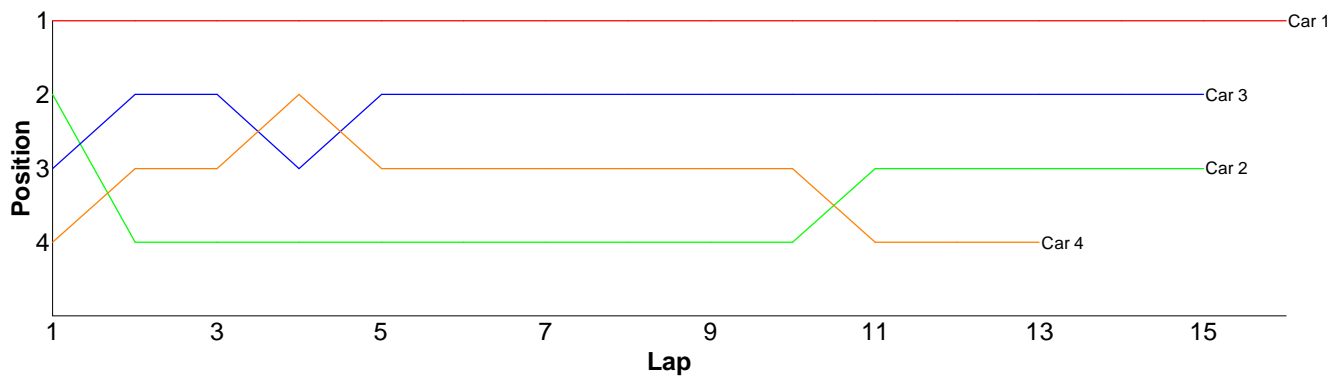


Race Results

17.5 Sport - A Final

Pos	Car	Form	Name	Member Type	Car Make	Result	Ave	Best
1	1	F2	Mick Barnes	2010	Xray	16 / 308.49	19.28	18.96
2	3	F2	Bradley Killick (J)	2009xx	Xray	15 / 311.45	20.76	19.94
3	2	F2	Jason Elliot	V10	Associated	15 / 315.32	21.02	19.87
4	4		Gareth Harding	V10	Tamiya	13 / 302.25	23.25	20.48

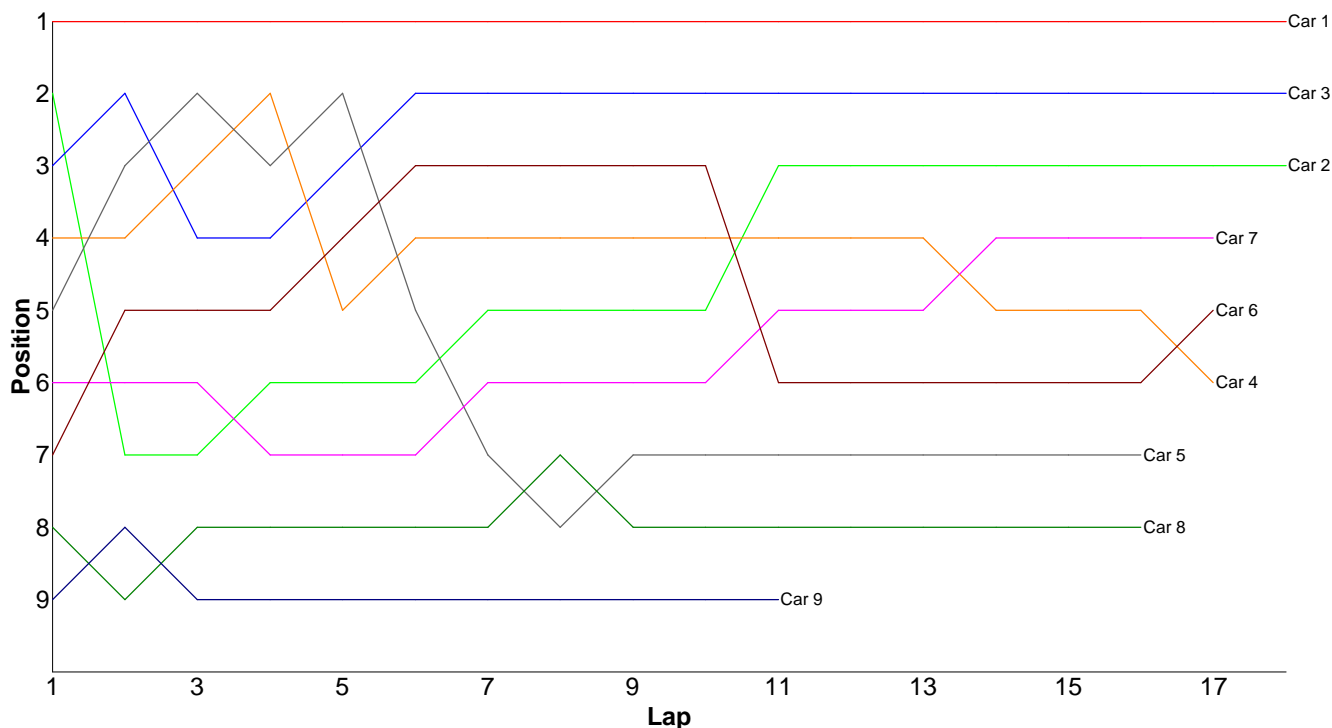
Lap	Car 1	Car 2	Car 3	Car 4
1	10.60	11.40	12.46	13.57
2	19.47	29.39	21.71	22.87
3	19.73	20.82	22.83	21.91
4	19.63	20.19	22.95	21.08
5	19.37	21.21	20.34	22.77
6	19.75	20.60	21.92	20.56
7	18.96	27.45	20.23	20.48
8	19.25	20.33	21.91	23.46
9	19.83	20.01	20.81	22.45
10	19.33	20.98	21.27	21.34
11	20.14	20.36	20.22	38.59
12	19.86	19.87	19.94	23.67
13	21.55	20.70	20.74	29.50
14	21.36	21.55	20.94	
15	20.33	20.46	23.18	
16	19.33			
17				



13.5 Stock - B Final

Pos	Car	Form	Name	Member Type	Car Make	Result	Ave	Best
1	1	F2	Neil Talbot	2009xx	Xray	18 / 305.62	16.97	16.58
2	3	F2	Gerald Page	2009xx	Tamiya	18 / 312.79	17.37	17.15
3	2	F2	Kieran Stokes (J)	2010	Xray	18 / 315.48	17.52	16.71
4	7	F2	Mike Vorley	2010	Schumacher	17 / 304.60	17.91	16.56
5	6	F2	Chris Graco	2010	Xray	17 / 311.27	18.31	17.37
6	4	F2	Robin Francis	2010	Xray	17 / 312.30	18.37	17.31
7	5	F2	Ian Cairns	2010	Schumacher	16 / 300.15	18.75	17.57
8	8	F2	Scott Stokes	2010	Xray	16 / 307.47	19.21	18.26
9	9		Chris Howard	2010	Schumacher	11 / 277.69	25.24	23.28

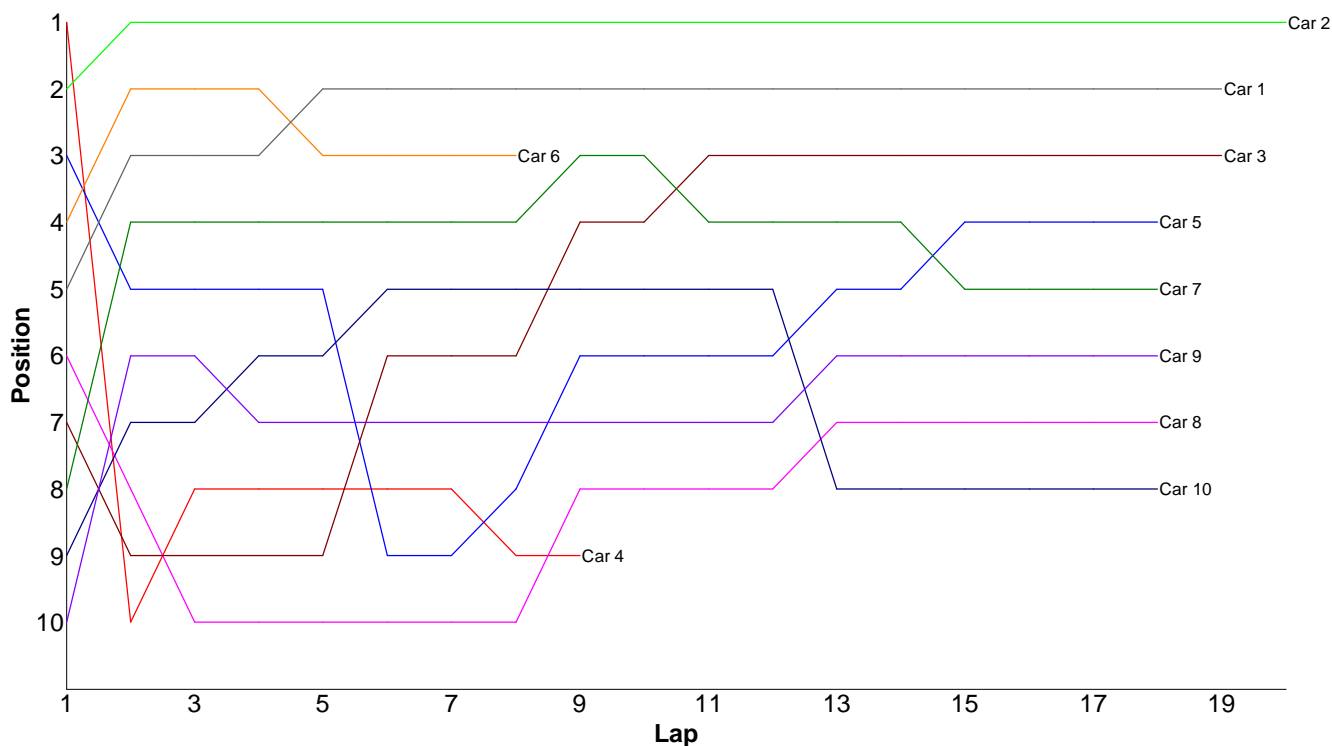
Lap	Car 1	Car 2	Car 3	Car 4	Car 5	Car 6	Car 7	Car 8	Car 9
1	9.23	9.91	10.56	10.96	11.15	12.27	11.66	12.53	16.29
2	16.95	27.96	17.63	18.79	17.83	19.91	21.10	30.30	26.15
3	17.11	19.84	21.48	17.72	17.90	18.20	21.57	19.46	27.21
4	17.20	17.21	17.96	18.16	18.98	18.18	21.58	18.99	23.28
5	17.04	17.27	17.16	21.72	18.18	17.78	20.50	18.88	27.10
6	16.90	17.04	17.37	17.88	24.05	17.88	18.08	18.48	23.99
7	16.58	17.13	17.15	18.58	24.04	18.05	16.90	18.26	24.62
8	16.96	16.87	17.71	18.17	24.79	19.14	16.56	19.25	31.51
9	16.77	16.71	17.46	17.31	17.60	17.54	17.78	18.54	27.33
10	17.02	17.19	17.61	17.65	17.85	17.57	18.49	18.61	25.82
11	17.14	17.70	17.99	19.58	17.73	25.97	17.47	20.21	24.39
12	17.94	17.92	17.56	21.57	17.77	20.48	17.55	19.22	
13	20.30	17.30	17.53	17.79	18.11	17.81	17.04	18.56	
14	17.23	17.08	17.15	18.65	18.89	18.14	16.85	18.68	
15	17.58	17.37	17.94	18.93	17.57	17.47	17.26	18.81	
16	17.18	16.79	17.77	17.78	17.71	17.37	16.73	18.69	
17	17.38	17.09	17.46	21.06		17.51	17.48		
18	19.11	17.10	17.30						
19									



13.5 Stock - A Final

Pos	Car	Form	Name	Member Type	Car Make	Result	Ave	Best
1	2	F1	Rob Baxter	2009xx	Xray	20 / 314.70	15.73	15.46
2	1	F2	Nick Adams	2010	Xray	19 / 301.71	15.87	15.41
3	3	F1	David Clift	2010	Schumacher	19 / 312.89	16.46	15.59
4	5	F2	Jon Wilkins	2010	Schumacher	18 / 305.04	16.94	15.98
5	7	F2	Kevin Bissell	2010	Xray	18 / 307.77	17.09	16.45
6	9	F2	Brian Killick	2009xx	Xray	18 / 307.96	17.10	16.35
7	8	F2	Tim Webb	2009xx	Hot Bodies	18 / 308.67	17.14	16.15
8	10	F2	Neil Pilkington	2010	Hot Bodies	18 / 312.36	17.35	16.47
9	4	F1	Remo Casadei	2009xx	Schumacher	9 / 162.24	18.02	15.76
10	6	F1	James Davis	2010	Tamiya	8 / 127.16	15.89	16.16

Lap	Car 1	Car 2	Car 3	Car 4	Car 5	Car 6	Car 7	Car 8	Car 9	Car 10
1	11.45	10.03	11.89	9.93	10.98	11.29	13.27	11.71	14.73	13.80
2	18.50	17.58	23.19	25.71	20.45	16.90	17.84	22.88	17.40	18.58
3	15.84	16.50	17.21	16.15	17.12	16.43	16.92	18.95	17.04	17.30
4	15.54	15.75	16.02	15.95	17.37	16.25	16.89	16.75	17.64	16.70
5	16.00	15.46	16.25	16.21	16.47	16.93	17.01	16.68	16.90	16.85
6	15.46	15.86	15.59	19.71	21.72	16.88	17.59	23.07	18.05	16.64
7	15.55	15.71	17.40	15.76	16.43	16.32	16.45	16.62	17.23	16.52
8	15.48	15.70	16.52	21.07	16.41	16.16	16.59	17.31	17.64	16.51
9	15.54	15.60	16.14	21.75	16.45		16.90	16.34	20.31	17.31
10	15.69	15.67	16.34		16.77		16.76	16.63	17.07	17.68
11	15.73	15.64	16.55		16.37		17.34	16.30	16.91	16.68
12	15.41	15.72	15.88		16.04		17.17	16.27	16.49	16.69
13	15.76	16.15	17.88		16.20		17.72	16.41	17.58	25.69
14	19.56	15.83	15.88		17.61		17.25	16.15	16.35	18.25
15	16.40	15.90	15.78		16.56		19.61	16.33	16.51	16.99
16	16.60	16.05	15.85		16.26		17.97	16.58	17.05	16.50
17	15.73	16.45	16.14		15.98		17.49	16.82	16.48	16.47
18	15.49	16.32	16.37		19.85		17.00	16.87	16.58	17.20
19	15.98	16.40	16.01							
20		16.38								
21										

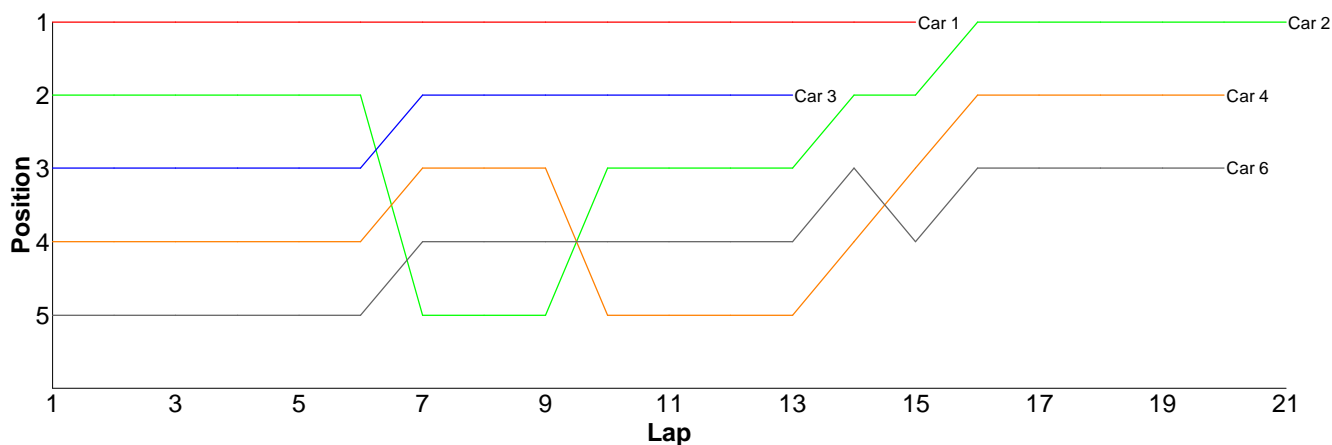


10.5 ProStk - A Final

Pos	Car	Form	Name	Member Type	Car Make	Result	Ave	Best
1	2	F1	MatthewQuinlisk	2009xx	Hot Bodies	21 / 312.58	14.88	14.49
2	4	F2	Kieran Clift (J)	2010	Xray	20 / 305.89	15.29	14.61
3	6		Les Baldry	V09	Schumacher	20 / 307.94	15.39	15.09
4	1	F1	Glen Westwood	2009xx	Schumacher	15 / 209.71	13.98	14.17
5	3	F1	Ori Sohachevsky	2009xx	Schumacher	13 / 188.71	14.51	14.83
6	5	F1	Jay Westwood	2009xx	Xray	0 / 0.00	0.00	0.00

Lap Car 1 Car 2 Car 3 Car 4 Car 5 Car 6

1	8.08	8.32	9.11	10.05		10.27
2	14.60	14.95	14.88	15.08		16.04
3	14.41	14.49	14.93	15.58		15.24
4	14.41	14.91	15.06	14.61		15.34
5	14.19	15.34	14.87	15.20		15.41
6	14.23	14.72	14.83	15.35		15.23
7	14.33	20.97	14.97	15.18		15.46
8	14.45	15.09	14.95	15.01		15.48
9	14.34	14.88	14.97	14.95		15.09
10	14.17	15.09	15.13	21.27		15.20
11	14.40	15.16	15.03	15.27		15.69
12	14.39	14.75	14.95	15.40		15.55
13	14.67	14.55	15.03	14.98		15.76
14	14.54	15.05		15.02		16.80
15	14.50	15.65		16.19		17.05
16		14.92		15.02		15.79
17		14.63		15.12		15.66
18		14.90		16.22		15.70
19		14.75		15.06		15.58
20		14.70		15.33		15.60
21		14.76				
22						



<GT> - A Final

Pos	Car	Form	Name	Class	Member Type	Car Make	Result	Ave	Bes
1	1		Nigel Moss	GT2	2010	CRC	19 / 301.03	15.84	15.76
2	2		Jon Wilkins	GT3	2010	Associated	17 / 304.62	17.91	16.34
3	3		Dave Skelton	GT1	2010	Associated	16 / 300.21	18.76	17.26
4	6		Paul Taylor	GT3	2009xx	Tamiya	14 / 306.10	21.86	20.70
5	5		Scott Stokes	GT3	2010	Tamiya	14 / 306.31	21.87	19.18
6	4		Mike Vorley	GT3	2010	Xray	1 / 18.44	18.44	0.00

Lap	Car 1	Car 2	Car 3	Car 4	Car 5	Car 6
1	9.76	10.88	12.20	18.44	22.06	13.99
2	15.91	18.23	17.27		21.19	21.98
3	16.06	18.64	17.85		24.71	20.94
4	15.98	16.95	18.32		19.33	21.36
5	16.00	25.94	17.49		19.18	20.70
6	15.89	17.11	24.83		43.24	20.99
7	16.05	17.12	18.08		19.38	25.84
8	15.87	17.23	17.71		20.09	21.65
9	16.17	16.50	17.26		19.45	21.00
10	16.00	16.75	17.36		19.67	22.47
11	15.76	16.34	17.94		19.47	27.39
12	17.33	28.26	28.23		19.29	20.83
13	16.56	17.45	17.46		19.58	23.66
14	16.53	16.59	17.58		19.67	23.30
15	16.25	16.84	22.52			
16	16.18	16.50	18.11			
17	16.15	17.29				
18	16.43					
19	16.15					
20						

