

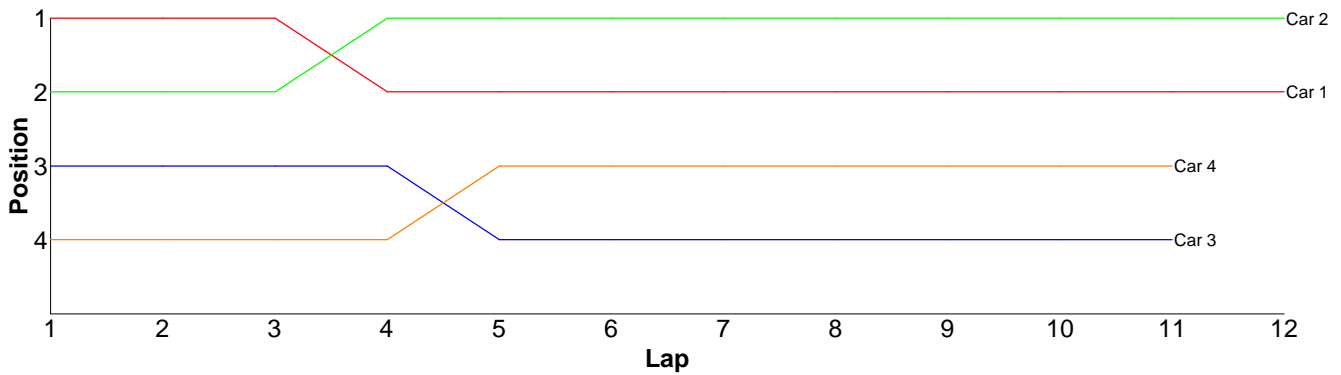
AMCC Winter Series 2009/10 : Round 7: 17/01/2010

Race Results

Heat 1 - Round 1 (Bikes)

Pos	Car	Form	Name	Member Type	Car Make	Result	Ave	Best
1	2	F1	Steve Leake	2010		12 / 306.57	25.54	24.97
2	1	F1	Simon Lancaster	V10		12 / 309.37	25.78	24.37
3	4	F1	Andy Carless	2009xx		11 / 308.26	28.02	25.92
4	3		Graham Clarke	V09		11 / 311.89	28.35	25.73

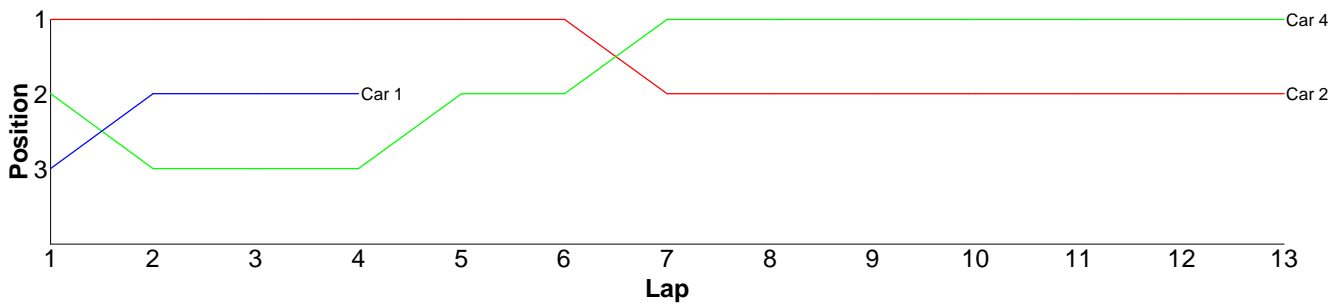
Lap	Car 1	Car 2	Car 3	Car 4
1	24.44	25.32	27.17	31.40
2	24.40	25.50	26.77	26.72
3	24.46	25.86	26.07	26.31
4	35.05	27.10	37.91	33.66
5	25.49	25.53	32.79	27.17
6	24.60	25.25	26.21	29.71
7	25.00	25.25	26.88	26.33
8	24.37	24.97	29.54	26.78
9	25.01	25.72	26.81	25.92
10	24.51	25.58	25.73	25.97
11	27.11	25.46	26.01	28.29
12	24.93	25.03		
13				



Heat 2 - Round 1 (17.5 Sport)

Pos	Car	Form	Name	Member Type	Car Make	Result	Ave	Best
1	4	F2	Mick Barnes	2009xx	Xray	13 / 318.30	24.48	22.54
2	2	F2	Bradley Killick (J)	2009xx	Xray	13 / 318.48	24.49	22.53
3	1	F2	Jason Elliot	V10	Associated	4 / 96.69	24.17	23.28
4	3	F2	David Chieng	2009xx	Tamiya	0 / 0.00	0.00	0.00

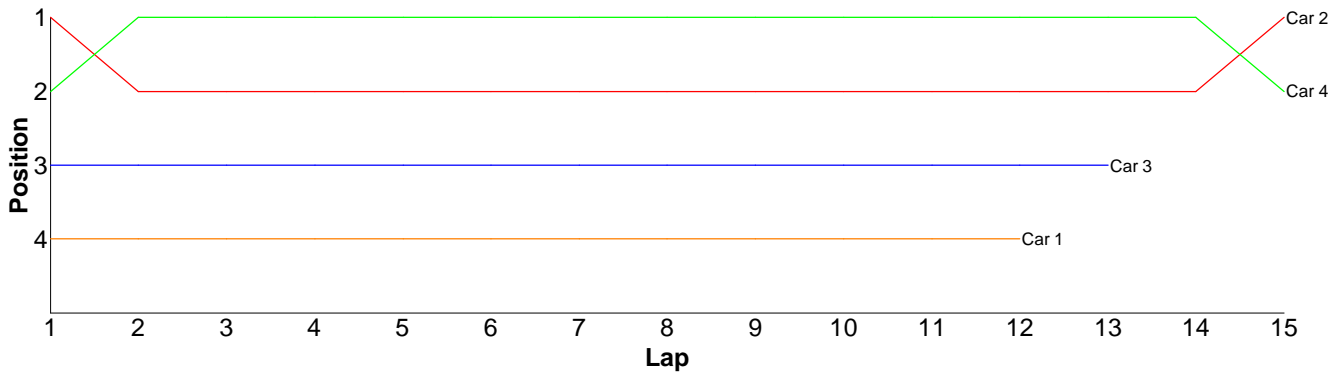
Lap	Car 1	Car 2	Car 3	Car 4
1	26.28	23.44		26.06
2	23.28	23.26		25.71
3	23.67	23.53		26.12
4	23.46	23.22		23.57
5		27.35		25.71
6		23.50		22.54
7		35.02		23.33
8		22.69		22.89
9		25.16		25.24
10		22.53		24.27
11		23.02		24.35
12		23.04		24.38
13		22.72		24.13
14				



Heat 3 - Round 1 (13.5 Stock)

Pos	Car	Form	Name	Member Type	Car Make	Result	Ave	Best
1	2	F2	Brian Killick	2009xx	Xray	15 / 308.85	20.59	19.84
2	4	F2	Neil Talbot	2009xx	Xray	15 / 313.45	20.89	19.68
3	3	F2	Gerald Page	2009xx	Tamiya	13 / 301.15	23.16	21.34
4	1	F2	Andy Lewis	2010	Hot Bodies	12 / 294.59	24.54	22.40

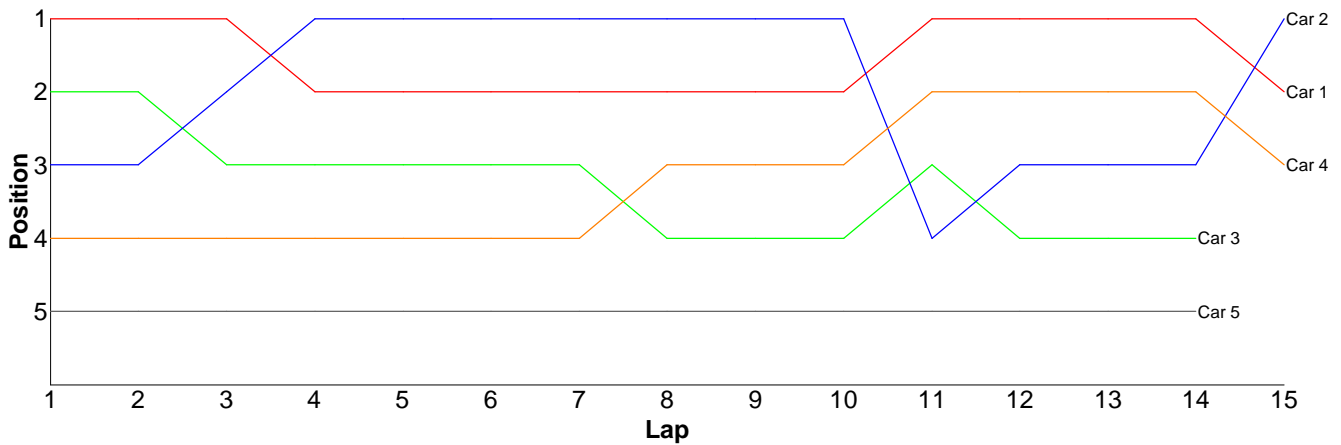
Lap	Car 1	Car 2	Car 3	Car 4
1	33.86	21.12	23.59	21.59
2	23.33	20.91	22.16	19.68
3	23.25	20.30	28.71	20.34
4	24.96	19.96	22.06	20.17
5	22.40	20.35	21.34	19.85
6	23.94	21.34	22.06	20.22
7	22.75	20.99	21.95	20.54
8	25.13	21.65	29.15	20.38
9	23.28	20.37	22.02	20.88
10	23.59	20.62	22.13	20.26
11	25.63	20.76	22.06	19.96
12	22.47	20.21	22.10	20.77
13		20.19	21.82	20.70
14		19.84		20.66
15		20.24		27.45
16				



Heat 4 - Round 1 (13.5 Stock)

Pos	Car	Form	Name	Member Type	Car Make	Result	Ave	Best
1	2	F2	Chris Graco	2010	Xray	15 / 316.72	21.11	20.04
2	1	F2	Kieran Stokes (J)	2010	Xray	15 / 317.04	21.13	20.08
3	4		Ian Newton	V10	Photon	15 / 317.37	21.15	20.25
4	3	F2	Robin Francis	2010	Xray	14 / 303.21	21.65	20.51
5	5	F2	Scott Stokes	2010	Xray	14 / 313.39	22.38	20.66

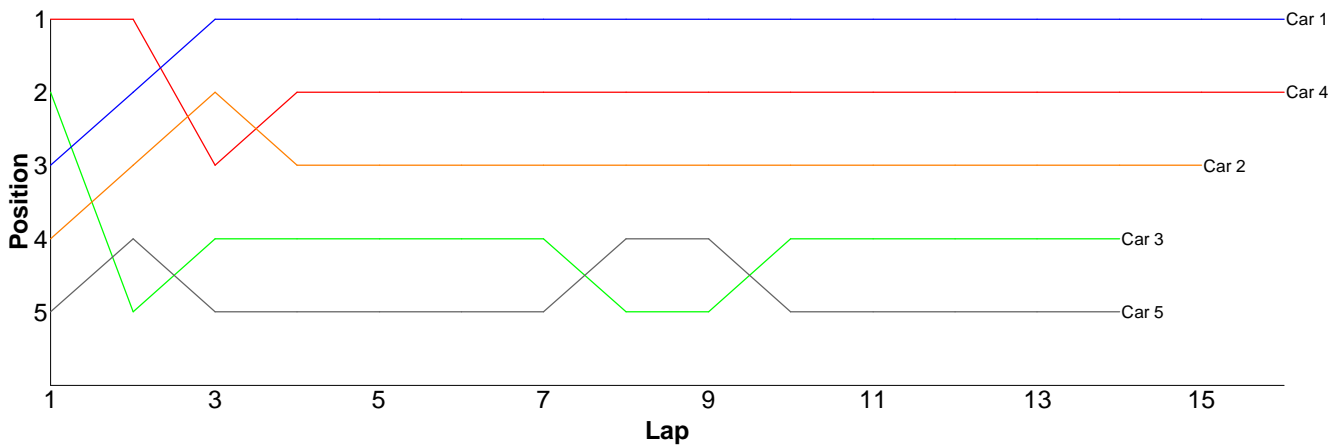
Lap	Car 1	Car 2	Car 3	Car 4	Car 5
1	20.87	21.18	21.09	23.29	28.28
2	20.49	20.60	20.51	21.10	21.29
3	20.65	20.46	21.09	21.49	22.53
4	20.58	20.25	21.62	21.70	21.36
5	21.15	20.44	20.97	20.62	21.19
6	20.31	20.34	22.76	20.25	27.16
7	20.88	20.79	20.97	21.07	22.11
8	20.28	20.25	21.68	20.94	20.67
9	21.58	20.47	21.27	20.53	21.61
10	20.41	20.19	20.93	20.89	21.86
11	20.08	31.20	23.10	20.73	20.95
12	22.40	20.42	24.11	21.11	21.15
13	20.87	20.05	21.70	20.59	20.66
14	22.22	20.04	21.41	21.01	22.57
15	24.27	20.04		22.05	
16					



Heat 5 - Round 1 (13.5 Stock)

Pos	Car	Form	Name	Member Type	Car Make	Result	Ave	Best
1	1	F1	Remo Casadei	2009xx	Schumacher	16 / 311.22	19.45	18.73
2	4	F2	Nick Adams	2010	Xray	16 / 317.11	19.81	19.26
3	2	F1	James Davis	2010	Tamiya	15 / 310.82	20.72	19.65
4	3	F2	Jon Wilkins	2009xx	Schumacher	14 / 304.25	21.73	19.96
5	5	F2	Ian Cairns	2009xx	Schumacher	14 / 309.83	22.13	20.53

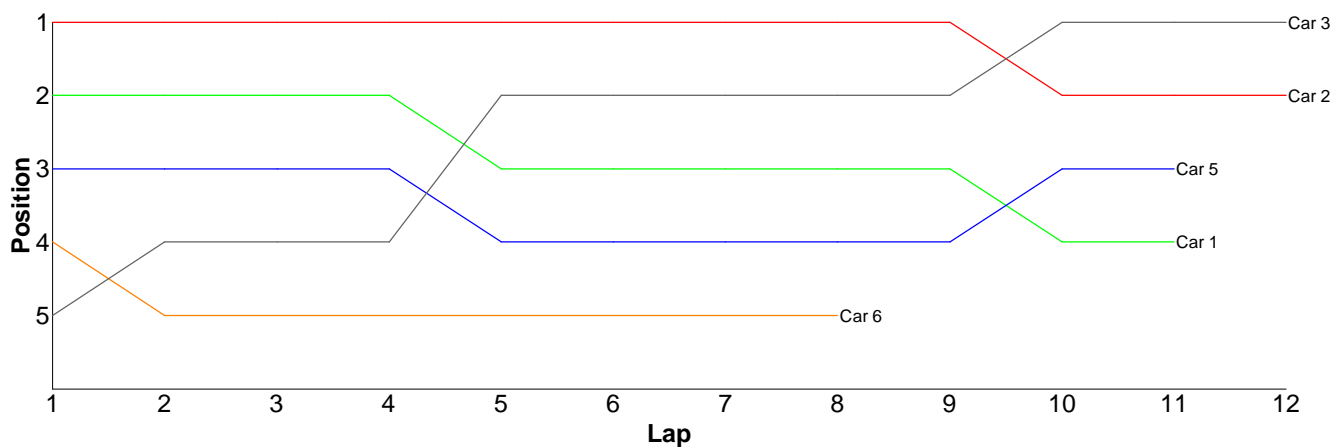
Lap	Car 1	Car 2	Car 3	Car 4	Car 5
1	20.09	20.43	19.96	19.61	21.16
2	19.40	19.79	29.79	19.60	26.85
3	19.14	19.89	20.20	21.08	22.65
4	18.85	20.50	20.07	19.67	21.06
5	19.27	20.66	20.03	19.41	21.18
6	18.73	20.93	20.75	20.20	21.02
7	19.59	25.84	22.91	20.21	20.53
8	19.46	20.41	22.87	21.37	20.85
9	19.36	19.83	20.76	19.46	20.63
10	19.37	20.03	20.54	19.31	25.89
11	18.79	20.36	20.08	20.05	21.10
12	19.36	19.65	21.32	19.26	20.53
13	19.33	20.11	20.65	19.28	25.59
14	19.14	20.71	24.32	19.60	20.79
15	21.14	21.68		19.42	
16	20.20			19.58	
17					



Heat 6 - Round 1 (<GT>)

Pos	Car	Form	Name	Class	Member Type	Car Make	Result	Ave	Best
1	3		Rob Warren	GT2	2009xx	Associated	12 / 302.81	25.23	22.77
2	2		Dave Skelton	GTP	2010	Associated	12 / 309.15	25.76	24.27
3	5		Scott Stokes	GT3	2010	Tamiya	11 / 301.19	27.38	24.37
4	1		Nigel Moss	GT2	2010	CRC	11 / 304.15	27.65	25.77
5	6		David Chieng	GT3	2009xx	Tamiya	8 / 264.22	33.02	28.06
6	4		Jon Wilkins	GT2	2009xx	Associated	0 / 0.00	0.00	0.00

Lap	Car 1	Car 2	Car 3	Car 4	Car 5	Car 6
1	26.40	25.58	37.24		29.46	31.80
2	27.00	24.27	23.59		25.06	35.96
3	26.38	26.17	28.44		33.14	37.41
4	27.29	24.32	23.55		24.37	31.82
5	29.86	28.55	23.44		31.26	30.51
6	27.19	24.56	24.73		27.50	28.06
7	31.44	27.32	23.41		27.29	38.18
8	27.49	24.28	23.71		27.93	30.48
9	26.26	25.35	24.34		24.39	
10	29.07	27.05	23.22		24.39	
11	25.77	24.56	22.77		26.40	
12		27.14	24.37			
13						

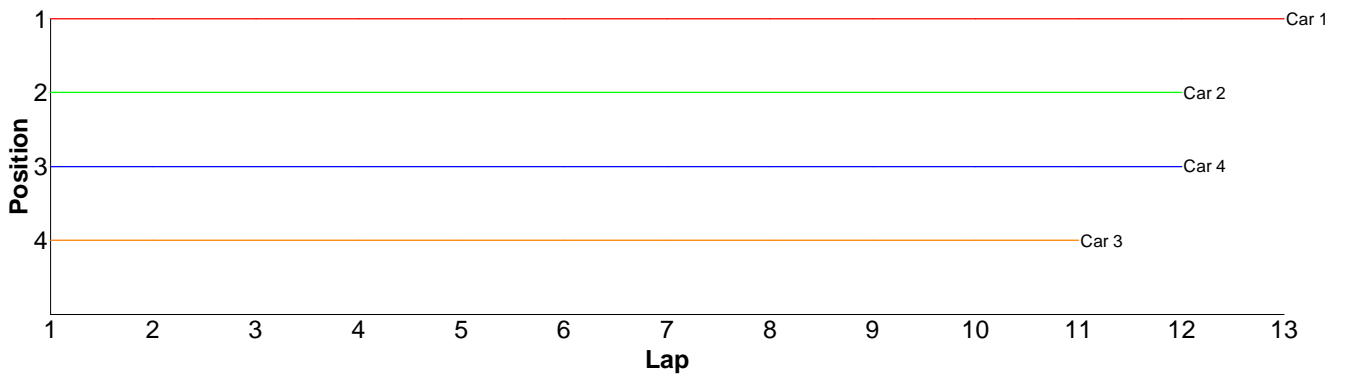


Heat 1 - Round 2 (Bikes)

Pos	Car	Form	Name	Member Type	Car Make	Result	Ave	Best
1	1	F1	Simon Lancaster	V10		13 / 319.37	24.56	23.83
2	2	F1	Steve Leake	2010		12 / 306.74	25.56	24.31
3	4	F1	Andy Carless	2009xx		12 / 325.05	27.08	25.44
4	3		Graham Clarke	V09		11 / 322.21	29.29	24.27

Lap	Car 1	Car 2	Car 3	Car 4
1	24.48	25.33	34.38	25.53
2	24.67	25.53	34.85	26.01
3	24.42	25.47	25.23	27.26
4	24.13	26.45	28.62	25.44
5	25.62	24.96	28.85	25.96
6	24.44	24.87	25.11	25.51
7	24.24	24.49	24.27	26.12
8	23.83	25.03	35.69	26.22
9	24.48	30.73	25.22	32.76
10	24.71	24.70	30.18	26.01
11	24.51	24.87	29.81	31.27
12	25.31	24.31		26.96

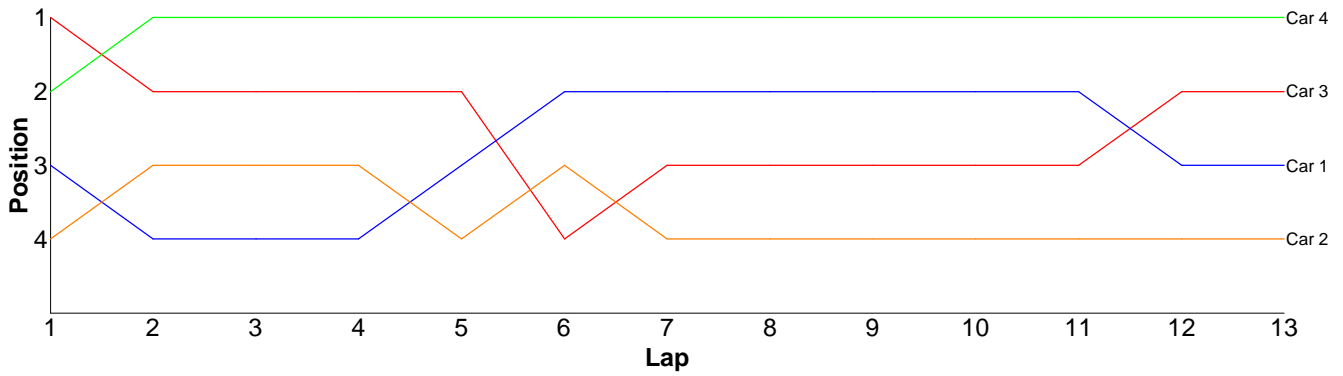
13 24.53
14



Heat 2 - Round 2 (17.5 Sport)

Pos	Car	Form	Name	Member Type	Car Make	Result	Ave	Best
1	4	F2	Mick Barnes	2009xx	Xray	13 / 309.10	23.77	22.06
2	3	F2	David Chieng	2009xx	Tamiya	13 / 311.73	23.97	22.16
3	1	F2	Jason Elliot	V10	Associated	13 / 316.43	24.34	22.82
4	2	F2	Bradley Killick (J)	2009xx	Xray	13 / 322.41	24.80	22.39

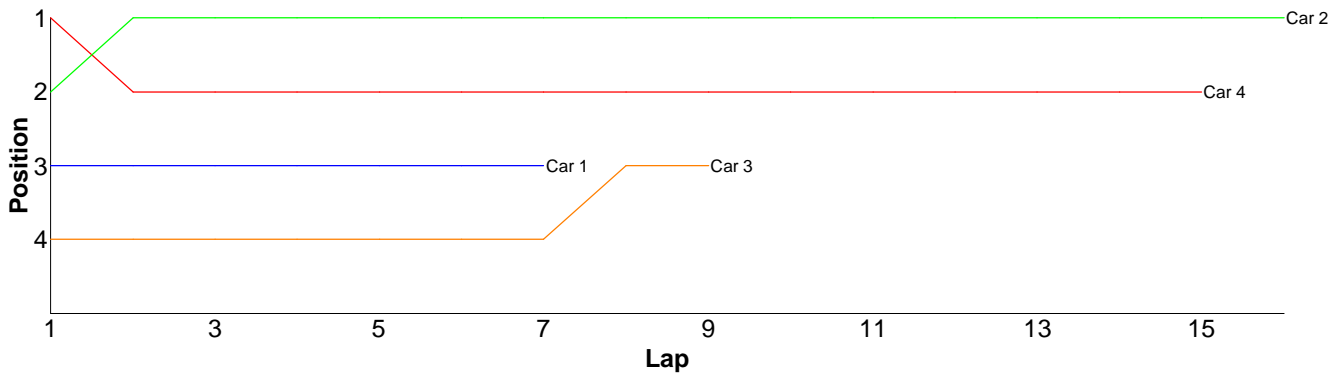
Lap	Car 1	Car 2	Car 3	Car 4
1	28.00	29.87	24.79	25.07
2	25.11	22.39	24.33	23.22
3	23.01	23.57	24.18	23.61
4	23.30	23.13	23.79	22.56
5	24.68	26.82	26.99	23.59
6	23.27	23.76	27.62	22.75
7	24.69	32.22	24.40	30.73
8	23.99	22.83	22.34	24.06
9	23.39	23.03	22.66	23.07
10	22.82	22.50	22.18	22.06
11	23.86	26.20	23.35	22.78
12	26.70	23.40	22.94	22.74
13	23.61	22.69	22.16	22.86
14				



Heat 3 - Round 2 (13.5 Stock)

Pos	Car	Form	Name	Member Type	Car Make	Result	Ave	Best
1	2	F2	Brian Killick	2009xx	Xray	16 / 318.79	19.92	19.35
2	4	F2	Neil Talbot	2009xx	Xray	15 / 309.98	20.66	19.62
3	3	F2	Gerald Page	2009xx	Tamiya	9 / 312.69	34.74	20.73
4	1	F2	Andy Lewis	2010	Hot Bodies	7 / 231.09	33.01	24.99

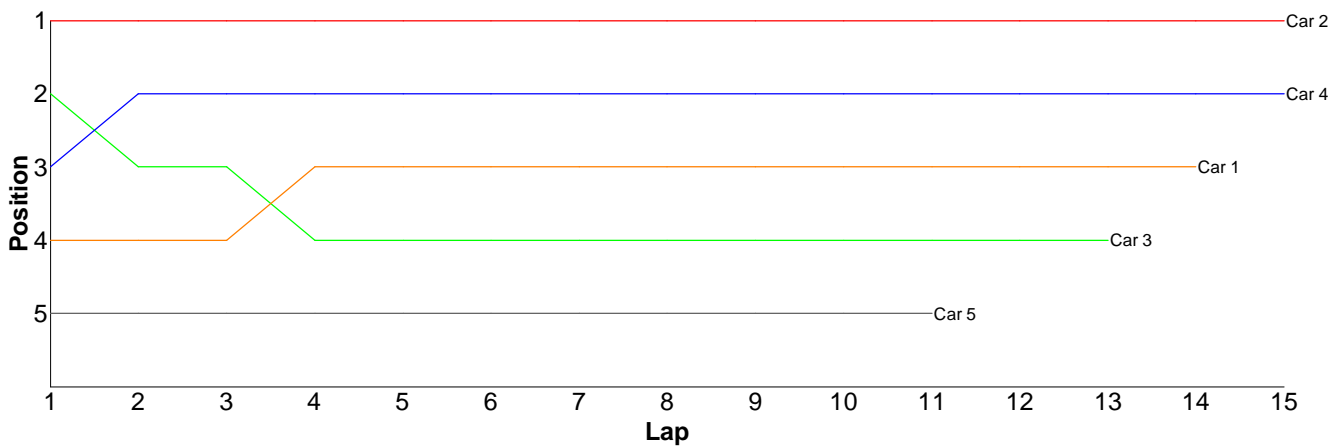
Lap	Car 1	Car 2	Car 3	Car 4
1	32.04	20.76	137.71	20.49
2	29.50	19.80	20.94	23.98
3	33.74	19.86	20.73	22.35
4	28.07	19.65	21.10	19.93
5	24.99	19.65	20.99	19.83
6	42.01	19.77	20.78	20.05
7	40.74	19.64	21.47	20.09
8		20.07	22.64	19.78
9		20.74	26.33	20.06
10		19.70		20.06
11		19.49		19.62
12		20.41		19.94
13		19.35		20.53
14		20.40		20.00
15		19.87		23.27
16		19.63		
17				



Heat 4 - Round 2 (13.5 Stock)

Pos	Car	Form	Name	Member Type	Car Make	Result	Ave	Best
1	2	F2	Chris Graco	2010	Xray	15 / 304.18	20.27	19.51
2	4		Ian Newton	V10	Photon	15 / 311.23	20.74	19.68
3	1	F2	Kieran Stokes (J)	2010	Xray	14 / 305.95	21.85	19.78
4	3	F2	Robin Francis	2010	Xray	13 / 300.49	23.11	20.91
5	5	F2	Scott Stokes	2010	Xray	11 / 293.06	26.64	20.80

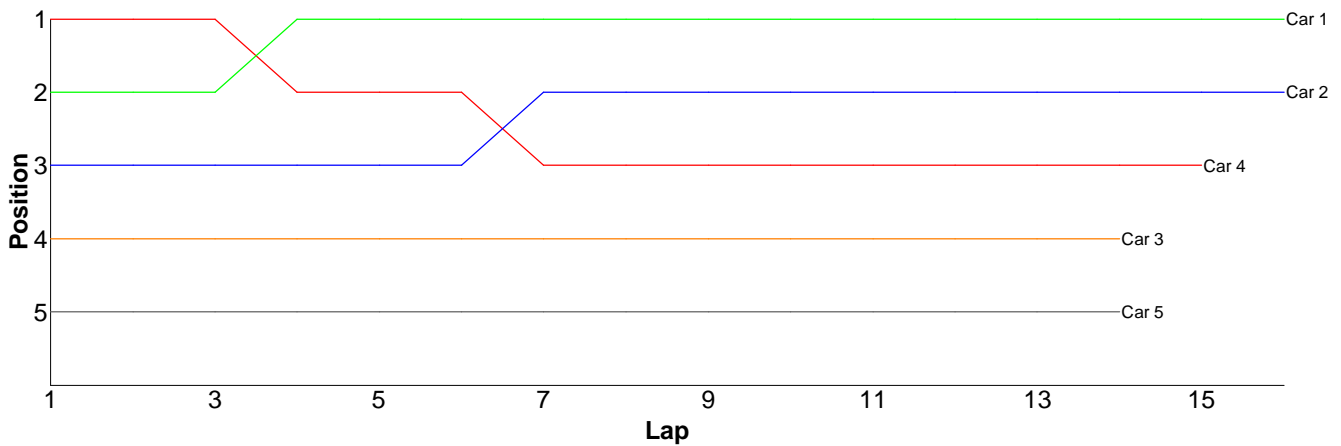
Lap	Car 1	Car 2	Car 3	Car 4	Car 5
1	21.47	20.76	21.15	21.45	28.58
2	27.00	20.31	22.79	20.61	22.70
3	20.53	20.35	21.66	20.57	20.80
4	20.33	20.17	24.11	20.23	21.67
5	19.91	19.89	23.69	20.39	25.19
6	21.44	19.82	21.34	20.09	22.04
7	25.01	23.16	23.49	25.17	30.30
8	26.40	20.08	25.44	20.19	29.65
9	20.10	20.17	25.51	19.68	28.50
10	22.38	19.67	24.29	20.46	39.90
11	19.78	19.66	24.73	20.05	23.73
12	19.95	20.13	21.38	19.99	
13	21.26	20.39	20.91	20.14	
14	20.39	20.11		21.21	
15		19.51		21.00	
16					



Heat 5 - Round 2 (13.5 Stock)

Pos	Car	Form	Name	Member Type	Car Make	Result	Ave	Best
1	1	F1	Remo Casadei	2009xx	Schumacher	16 / 305.02	19.06	18.64
2	2	F1	James Davis	2010	Tamiya	16 / 312.37	19.52	19.12
3	4	F2	Nick Adams	2010	Xray	15 / 308.17	20.54	19.05
4	3	F2	Jon Wilkins	2009xx	Schumacher	14 / 303.61	21.68	19.81
5	5	F2	Ian Cairns	2009xx	Schumacher	14 / 313.32	22.38	19.92

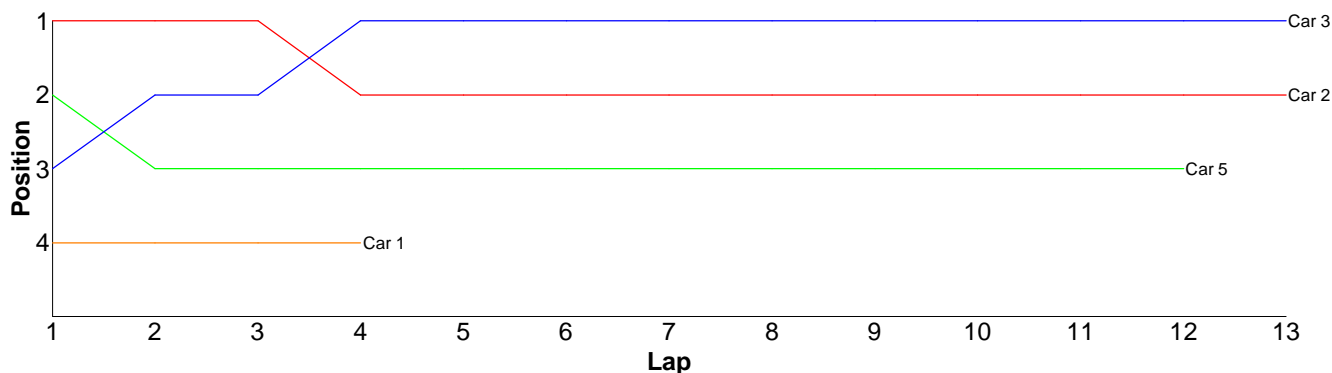
Lap	Car 1	Car 2	Car 3	Car 4	Car 5
1	20.07	20.33	20.36	19.62	32.98
2	19.12	19.38	25.86	19.26	21.23
3	18.95	19.77	19.98	19.12	27.97
4	18.67	19.45	23.74	19.14	21.58
5	18.64	19.12	21.35	19.59	20.21
6	19.21	19.50	23.79	19.36	20.06
7	19.15	19.73	21.44	23.62	19.92
8	18.89	19.56	20.12	19.09	21.09
9	19.41	19.24	20.28	19.05	21.34
10	18.96	19.60	20.78	20.74	22.43
11	18.88	19.38	21.85	20.89	21.66
12	19.08	19.34	20.52	29.23	20.38
13	19.16	19.54	23.73	19.52	21.74
14	18.77	19.66	19.81	20.20	20.73
15	19.18	19.50		19.74	
16	18.88	19.27			
17					



Heat 6 - Round 2 (<GT>)

Pos	Car	Form	Name	Class	Member Type	Car Make	Result	Ave	Best
1	3		Rob Warren	GT2	2009xx	Associated	13 / 301.41	23.18	22.06
2	2		Dave Skelton	GTP	2010	Associated	13 / 325.88	25.06	23.00
3	5		Scott Stokes	GT3	2010	Tamiya	12 / 323.29	26.94	24.50
4	1		Nigel Moss	GT2	2010	CRC	4 / 129.33	32.33	24.92
=5	4		Jon Wilkins	GT2	2009xx	Associated	0 / 0.00	0.00	0.00
=5	6		David Chieng	GT3	2009xx	Tamiya	0 / 0.00	0.00	0.00

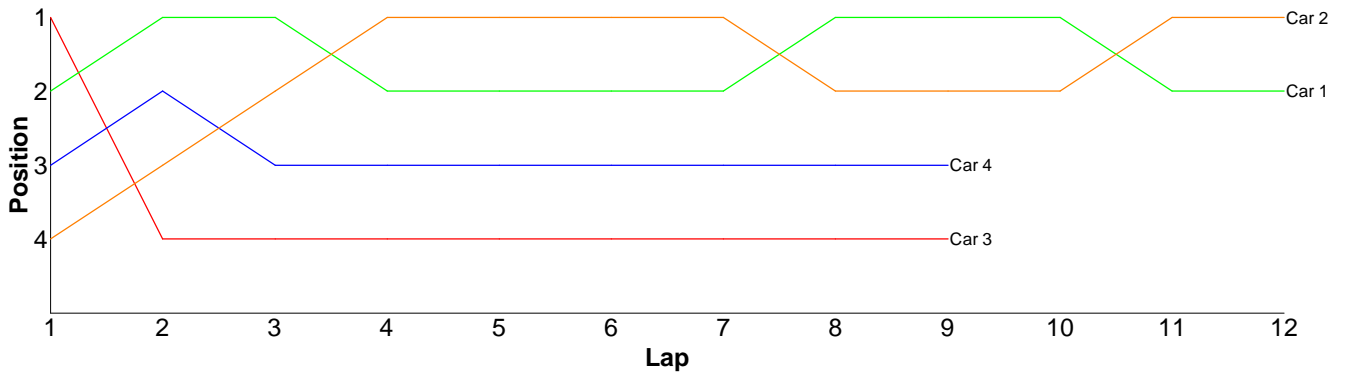
Lap	Car 1	Car 2	Car 3	Car 4	Car 5	Car 6
1	32.79	23.66	30.49		28.74	
2	24.92	27.84	22.91		25.79	
3	26.57	23.90	23.11		26.10	
4	45.05	24.52	23.14		27.32	
5		27.58	22.82		26.31	
6		24.22	22.33		26.09	
7		27.14	22.37		24.50	
8		23.00	22.73		27.38	
9		23.45	22.46		25.59	
10		24.87	22.08		29.79	
11		24.17	22.26		27.91	
12		25.62	22.44		27.77	
13		25.91	22.27			
14						



Heat 1 - Round 3 (Bikes)

Pos	Car	Form	Name	Member Type	Car Make	Result	Ave	Best
1	2	F1	Steve Leake	2010		12 / 308.67	25.72	24.99
2	1	F1	Simon Lancaster	V10		12 / 308.99	25.74	24.08
3	4	F1	Andy Carless	2009xx		9 / 263.16	29.24	25.43
4	3		Graham Clarke	V09		9 / 279.90	31.10	24.60

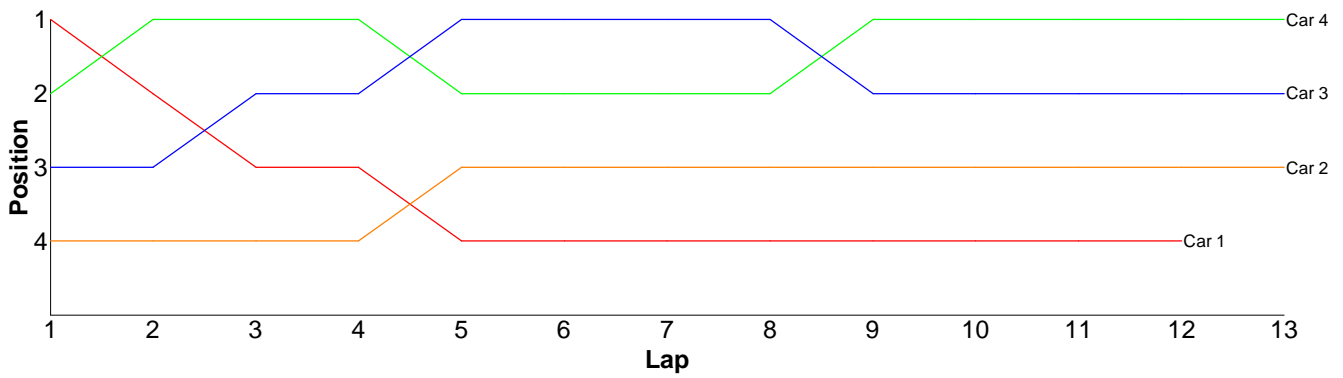
Lap	Car 1	Car 2	Car 3	Car 4
1	25.10	26.31	24.83	25.43
2	24.22	25.87	37.45	25.98
3	29.04	26.27	39.18	28.38
4	30.08	27.06	25.51	34.35
5	24.36	24.99	31.47	26.96
6	24.40	25.01	24.60	31.45
7	24.60	25.45	42.39	26.02
8	24.08	25.56	29.31	37.30
9	24.53	25.46	25.16	27.29
10	24.25	25.22		
11	29.79	25.73		
12	24.54	25.74		
13				



Heat 2 - Round 3 (17.5 Sport)

Pos	Car	Form	Name	Member Type	Car Make	Result	Ave	Best
1	4	F2	Mick Barnes	2009xx	Xray	13 / 302.85	23.29	21.67
2	3	F2	David Chieng	2009xx	Tamiya	13 / 304.50	23.42	22.06
3	2	F2	Bradley Killick (J)	2009xx	Xray	13 / 312.48	24.03	23.04
4	1	F2	Jason Elliot	V10	Associated	12 / 311.24	25.93	22.80

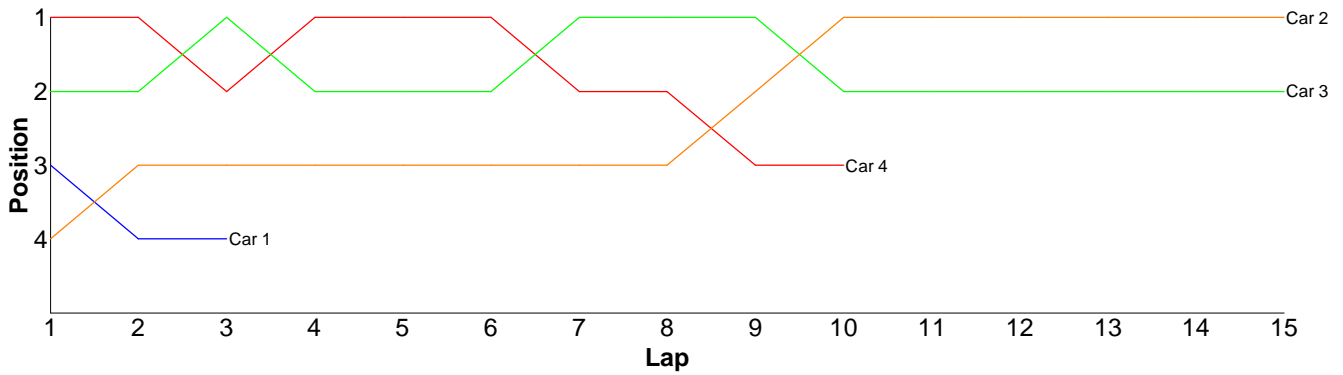
Lap	Car 1	Car 2	Car 3	Car 4
1	22.80	24.39	23.57	23.39
2	23.99	23.81	23.84	22.29
3	23.62	24.80	22.87	23.55
4	23.02	23.04	22.08	23.07
5	30.82	23.22	22.92	25.27
6	33.46	24.16	22.26	21.69
7	22.85	24.46	22.62	24.76
8	25.36	25.30	22.47	24.32
9	24.19	23.64	31.62	22.56
10	29.97	24.59	22.52	24.80
11	22.86	23.61	22.39	23.37
12	28.30	23.29	23.28	21.67
13		24.17	22.06	22.11
14				



Heat 3 - Round 3 (13.5 Stock)

Pos	Car	Form	Name	Member Type	Car Make	Result	Ave	Best
1	2	F2	Brian Killick	2009xx	Xray	15 / 301.54	20.10	18.81
2	3	F2	Gerald Page	2009xx	Tamiya	15 / 311.34	20.75	19.32
3	4	F2	Neil Talbot	2009xx	Xray	10 / 217.31	21.73	19.68
4	1	F2	Andy Lewis	2010	Hot Bodies	3 / 82.57	27.52	23.63

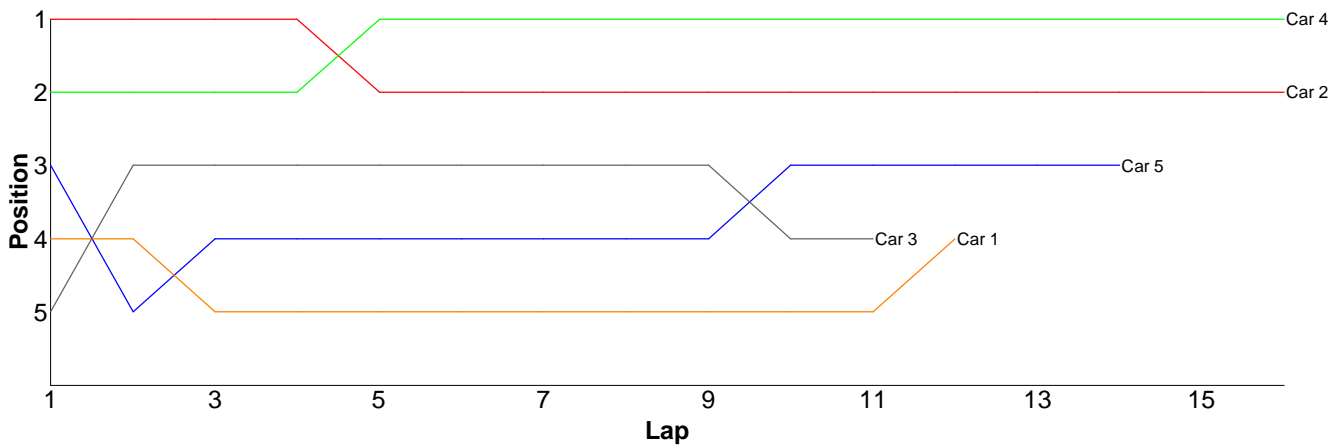
Lap	Car 1	Car 2	Car 3	Car 4
1	23.63	27.79	21.06	20.18
2	27.79	20.54	20.20	19.85
3	31.15	19.96	19.75	22.03
4		20.00	22.06	19.76
5		19.22	19.67	20.25
6		18.81	19.97	19.68
7		19.22	19.95	21.02
8		19.26	20.45	20.65
9		19.19	19.82	26.89
10		19.80	21.26	27.00
11		19.44	26.78	
12		20.47	19.72	
13		19.16	21.25	
14		19.61	19.32	
15		19.07	20.08	
16				



Heat 4 - Round 3 (13.5 Stock)

Pos	Car	Form	Name	Member Type	Car Make	Result	Ave	Best
1	4		Ian Newton	V10	Photon	16 / 315.75	19.73	19.20
2	2	F2	Chris Graco	2010	Xray	16 / 318.19	19.88	19.34
3	5	F2	Scott Stokes	2010	Xray	14 / 310.01	22.14	19.84
4	1	F2	Kieran Stokes (J)	2010	Xray	12 / 306.94	25.57	19.50
5	3	F2	Robin Francis	2010	Xray	11 / 264.74	24.06	20.24

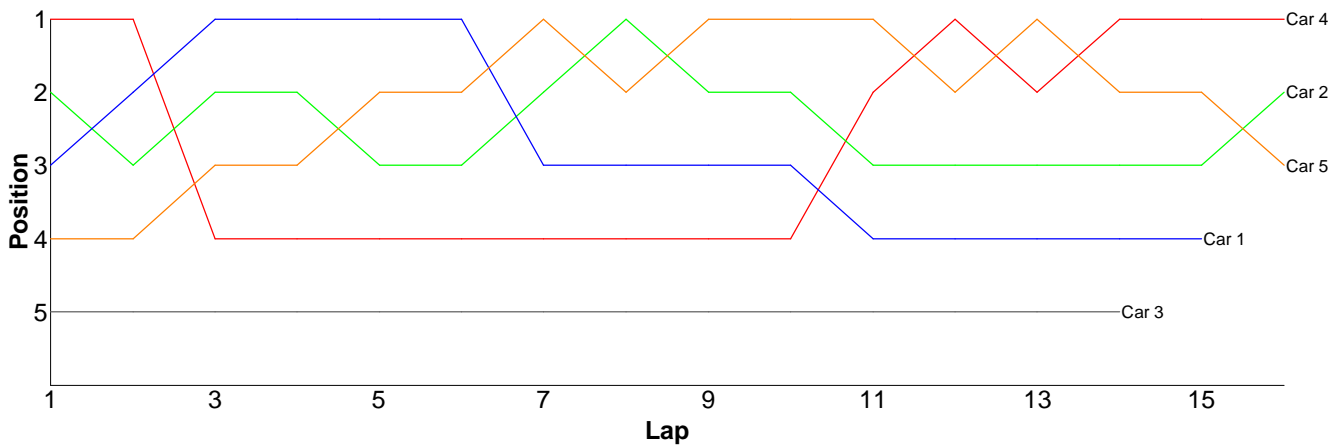
Lap	Car 1	Car 2	Car 3	Car 4	Car 5
1	23.09	19.64	24.93	20.16	21.59
2	24.89	19.86	20.24	19.90	28.16
3	64.96	20.03	21.29	19.71	22.51
4	22.27	19.58	22.74	19.61	20.71
5	24.95	19.87	22.05	19.22	22.49
6	19.56	21.53	22.17	19.42	21.65
7	19.90	19.76	22.56	19.28	22.44
8	19.50	19.63	21.22	19.41	20.75
9	22.68	19.53	22.12	20.08	22.34
10	19.60	19.48	44.02	19.91	23.72
11	19.83	19.58	21.40	19.27	22.78
12	25.71	19.34		19.75	20.86
13		19.35		19.81	20.17
14		19.83		20.29	19.84
15		21.77		20.73	
16		19.41		19.20	
17					



Heat 5 - Round 3 (13.5 Stock)

Pos	Car	Form	Name	Member Type	Car Make	Result	Ave	Best
1	4	F2	Nick Adams	2010	Xray	16 / 316.55	19.78	18.33
2	2	F1	James Davis	2010	Tamiya	16 / 317.51	19.84	18.60
3	5	F2	Ian Cairns	2009xx	Schumacher	16 / 317.73	19.85	19.37
4	1	F1	Remo Casadei	2009xx	Schumacher	15 / 325.09	21.67	19.23
5	3	F2	Jon Wilkins	2009xx	Schumacher	14 / 311.32	22.23	19.55

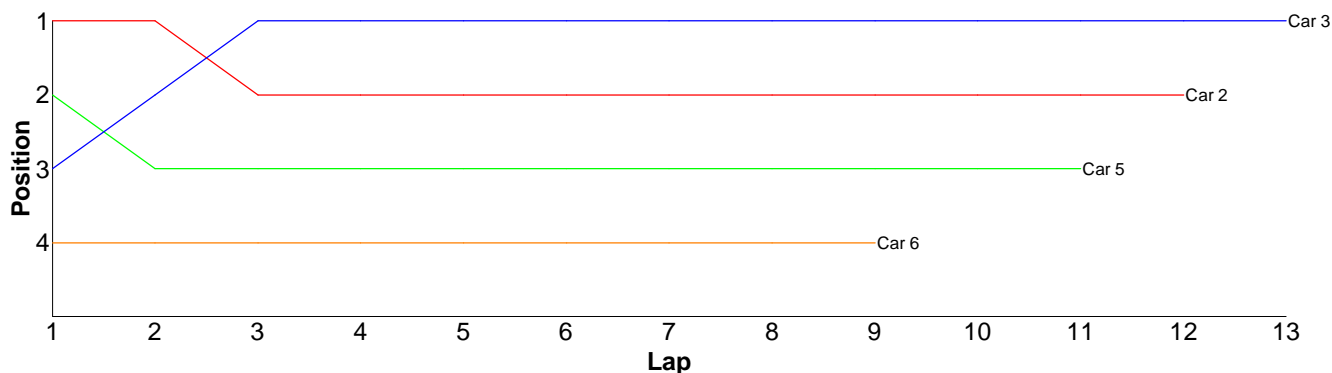
Lap	Car 1	Car 2	Car 3	Car 4	Car 5
1	19.90	19.62	23.98	19.25	21.80
2	19.36	19.88	21.85	19.46	19.62
3	19.46	19.71	19.68	26.35	19.85
4	19.26	20.97	20.08	18.97	19.74
5	19.78	21.33	23.46	20.36	19.83
6	19.81	19.11	22.87	20.75	19.56
7	24.78	19.99	19.55	18.62	19.63
8	19.23	18.60	26.71	18.89	19.64
9	19.33	21.18	20.49	19.06	19.63
10	19.69	19.33	20.90	19.21	19.97
11	24.80	19.89	21.73	18.33	19.78
12	20.60	21.21	28.49	18.53	19.66
13	25.96	19.41	21.82	21.64	19.37
14	25.21	19.52	19.71	18.65	20.07
15	27.92	18.84		19.47	19.96
16		18.92		19.01	19.62
17					



Heat 6 - Round 3 (<GT>)

Pos	Car	Form	Name	Class	Member Type	Car Make	Result	Ave	Best
1	3		Rob Warren	GT2	2009xx	Associated	13 / 301.55	23.19	22.03
2	2		Dave Skelton	GTP	2010	Associated	12 / 322.78	26.89	23.34
3	5		Scott Stokes	GT3	2010	Tamiya	11 / 301.88	27.44	24.83
4	6		David Chieng	GT3	2009xx	Tamiya	9 / 294.16	32.68	27.77
=5	1		Nigel Moss	GT2	2010	CRC	0 / 0.00	0.00	0.00
=5	4		Jon Wilkins	GT2	2009xx	Associated	0 / 0.00	0.00	0.00

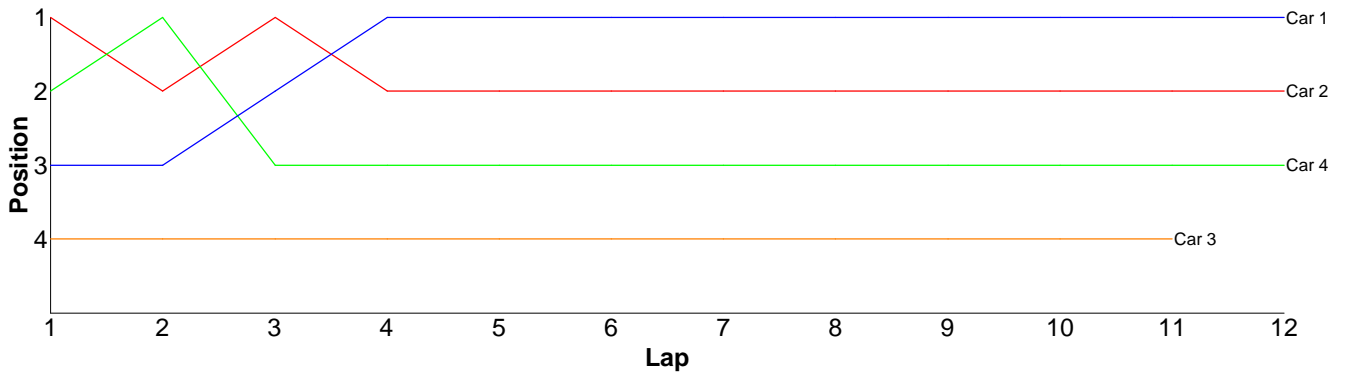
Lap	Car 1	Car 2	Car 3	Car 4	Car 5	Car 6
1		23.66	27.80		24.83	32.43
2		25.14	22.51		27.43	29.63
3		26.31	22.87		24.95	45.96
4		29.31	23.61		32.58	32.05
5		29.88	22.54		27.52	28.55
6		24.12	22.67		27.23	31.39
7		27.76	23.05		25.50	38.35
8		23.34	23.23		25.10	28.03
9		30.06	23.17		32.21	27.77
10		28.23	22.94		27.51	
11		24.31	22.34		27.02	
12		30.66	22.03			
13			22.79			
14						



Heat 1 - Round 4 (Bikes)

Pos	Car	Form	Name	Member Type	Car Make	Result	Ave	Best
1	1	F1	Simon Lancaster	V10		12 / 301.67	25.13	24.40
2	2	F1	Steve Leake	2010		12 / 320.11	26.67	24.68
3	4	F1	Andy Carless	2009xx		12 / 332.98	27.74	25.11
4	3		Graham Clarke	V09		11 / 324.99	29.54	24.68

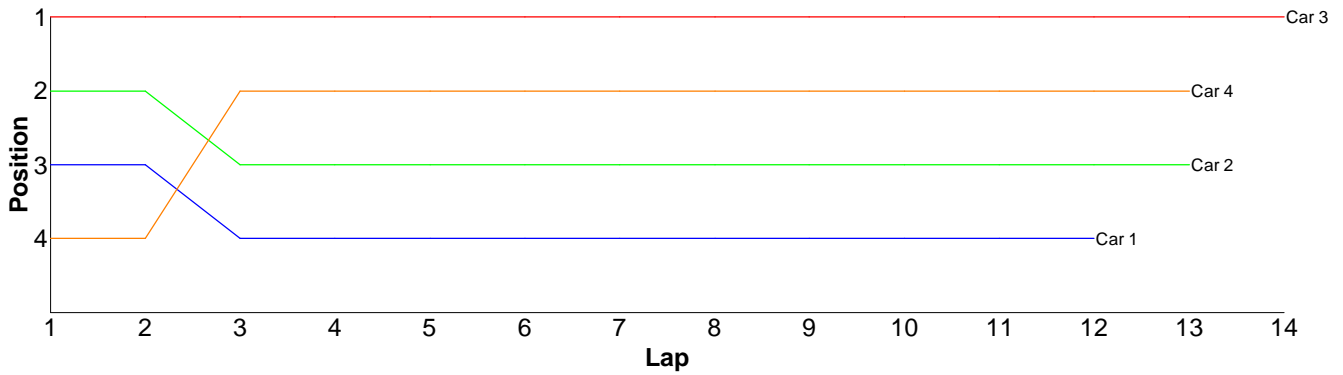
Lap	Car 1	Car 2	Car 3	Car 4
1	28.00	26.25	36.40	26.31
2	24.77	25.33	32.08	25.11
3	24.84	25.13	29.51	32.06
4	24.66	25.86	24.68	25.84
5	24.82	32.51	35.76	35.20
6	26.02	25.02	25.02	26.22
7	24.68	25.16	31.48	25.31
8	24.50	34.76	26.06	25.38
9	24.96	25.29	29.68	25.87
10	24.92	25.36	24.96	25.93
11	24.40	24.76	29.36	25.37
12	25.10	24.68		34.38
13				



Heat 2 - Round 4 (17.5 Sport)

Pos	Car	Form	Name	Member Type	Car Make	Result	Ave	Best
1	3	F2	David Chieng	2009xx	Tamiya	14 / 313.61	22.40	21.78
2	4	F2	Mick Barnes	2009xx	Xray	13 / 306.39	23.56	21.57
3	2	F2	Bradley Killick (J)	2009xx	Xray	13 / 321.80	24.75	23.05
4	1	F2	Jason Elliot	V10	Associated	12 / 310.13	25.84	22.91

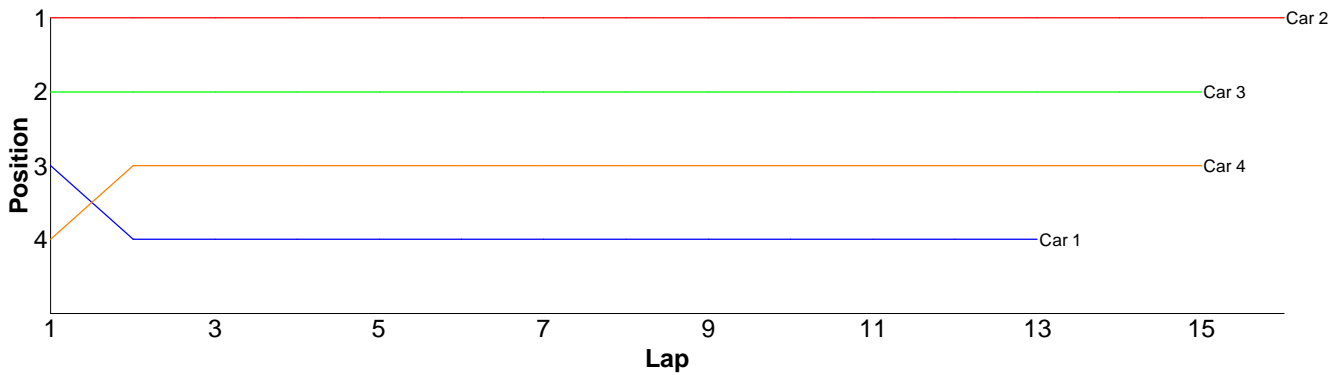
Lap	Car 1	Car 2	Car 3	Car 4
1	25.83	25.22	23.31	27.51
2	25.59	23.24	22.68	24.27
3	30.27	25.92	22.12	22.40
4	23.92	23.50	22.26	23.22
5	27.32	23.09	21.90	21.57
6	30.45	24.19	22.67	21.76
7	23.60	24.88	22.44	23.02
8	24.38	23.05	22.20	21.58
9	22.91	24.56	22.57	27.99
10	24.41	25.32	21.80	22.15
11	28.05	29.35	21.78	21.67
12	23.40	23.33	22.19	21.91
13		26.15	22.69	27.34
14			23.00	
15				



Heat 3 - Round 4 (13.5 Stock)

Pos	Car	Form	Name	Member Type	Car Make	Result	Ave	Best
1	2	F2	Brian Killick	2009xx	Xray	16 / 306.12	19.13	18.46
2	3	F2	Gerald Page	2009xx	Tamiya	15 / 302.69	20.17	19.13
3	4	F2	Neil Talbot	2009xx	Xray	15 / 319.70	21.31	19.70
4	1	F2	Andy Lewis	2010	Hot Bodies	13 / 307.38	23.64	21.09

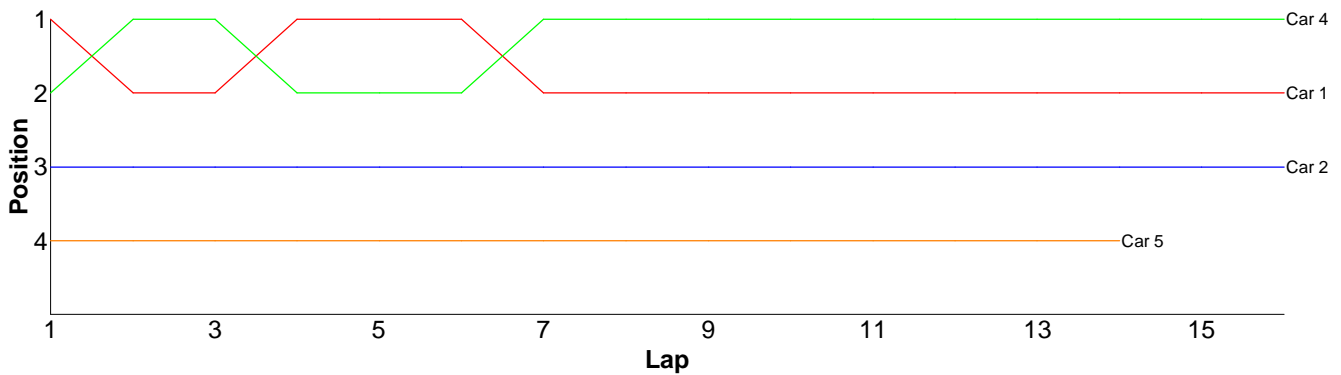
Lap	Car 1	Car 2	Car 3	Car 4
1	21.67	20.07	21.01	22.79
2	26.21	18.55	20.91	20.88
3	21.83	20.49	20.58	20.84
4	22.15	18.79	19.40	20.07
5	22.86	18.94	22.07	19.86
6	22.55	18.65	20.68	20.22
7	23.53	18.52	19.67	19.70
8	21.09	18.55	19.88	20.35
9	32.82	18.66	19.90	28.79
10	25.23	19.98	20.20	21.04
11	23.00	18.46	19.48	21.27
12	22.43	20.75	19.42	19.83
13	22.01	19.17	20.98	19.75
14		18.69	19.38	20.20
15		18.86	19.13	24.11
16		18.99		
17				



Heat 4 - Round 4 (13.5 Stock)

Pos	Car	Form	Name	Member Type	Car Make	Result	Ave	Best
1	4		Ian Newton	V10	Photon	16 / 306.90	19.18	18.64
2	1	F2	Kieran Stokes (J)	2010	Xray	16 / 308.77	19.29	18.84
3	2	F2	Chris Graco	2010	Xray	16 / 316.04	19.75	18.94
4	5	F2	Scott Stokes	2010	Xray	14 / 308.91	22.06	19.57
5	3	F2	Robin Francis	2010	Xray	0 / 0.00	0.00	0.00

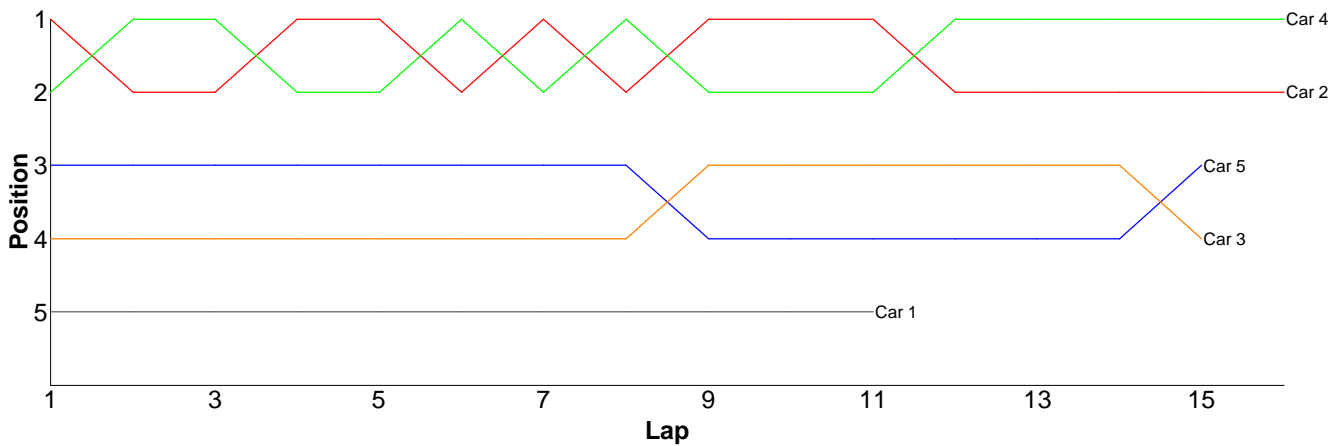
Lap	Car 1	Car 2	Car 3	Car 4	Car 5
1	19.51	19.91		19.51	20.82
2	19.37	21.06		19.00	24.96
3	19.41	19.08		19.68	24.40
4	19.16	22.64		19.73	26.32
5	18.84	19.33		19.26	22.67
6	19.06	19.60		18.64	19.84
7	19.36	19.05		18.75	19.69
8	19.28	19.39		18.95	20.00
9	19.62	19.73		19.35	24.00
10	19.00	19.24		18.86	24.86
11	19.96	18.98		19.23	19.92
12	19.35	19.26		19.11	19.57
13	18.98	19.70		18.98	20.25
14	19.85	20.92		19.06	21.61
15	19.12	18.94		19.68	
16	18.90	19.21		19.11	
17					



Heat 5 - Round 4 (13.5 Stock)

Pos	Car	Form	Name	Member Type	Car Make	Result	Ave	Best
1	4	F2	Nick Adams	2010	Xray	16 / 305.54	19.09	18.46
2	2	F1	James Davis	2010	Tamiya	16 / 309.74	19.35	18.50
3	5	F2	Ian Cairns	2009xx	Schumacher	15 / 311.46	20.76	19.03
4	3	F2	Jon Wilkins	2009xx	Schumacher	15 / 312.40	20.82	19.13
5	1	F1	Remo Casadei	2009xx	Schumacher	11 / 254.71	23.15	19.22

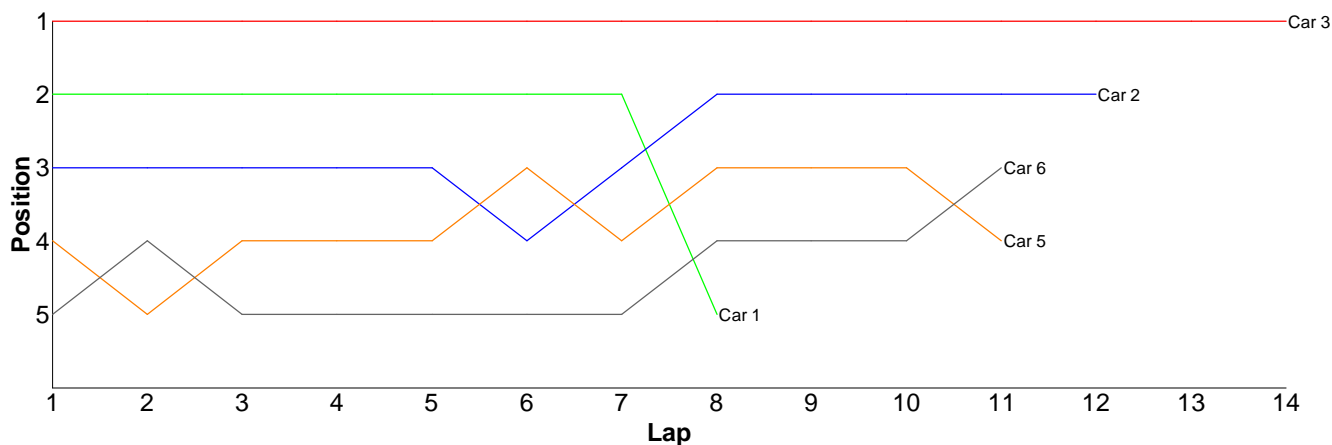
Lap	Car 1	Car 2	Car 3	Car 4	Car 5
1	28.12	19.09	21.00	19.09	20.44
2	21.74	20.51	20.68	19.16	20.85
3	19.22	18.93	19.62	20.23	19.87
4	22.24	19.68	21.02	19.94	19.67
5	19.63	18.80	19.13	18.93	20.10
6	19.92	20.78	24.05	20.36	19.57
7	26.58	18.53	19.20	18.67	19.35
8	19.23	18.90	19.62	18.64	19.84
9	20.69	18.50	19.45	19.39	31.46
10	24.22	18.71	19.15	18.46	20.40
11	33.12	18.96	19.36	18.72	19.03
12		20.65	22.10	18.82	20.16
13		20.07	20.34	18.46	19.17
14		20.23	20.44	18.79	21.80
15		18.74	27.24	18.89	19.75
16		18.66		18.99	
17					



Heat 6 - Round 4 (<GT>)

Pos	Car	Form	Name	Class	Member Type	Car Make	Result	Ave	Best
1	3		Rob Warren	GT2	2009xx	Associated	14 / 323.41	23.10	21.48
2	2		Dave Skelton	GTP	2010	Associated	12 / 322.13	26.84	23.64
3	6		David Chieng	GT3	2009xx	Tamiya	11 / 307.84	27.98	24.90
4	5		Scott Stokes	GT3	2010	Tamiya	11 / 312.54	28.41	24.13
5	1		Nigel Moss	GT2	2010	CRC	8 / 229.94	28.74	23.67
6	4		Jon Wilkins	GT2	2009xx	Associated	0 / 0.00	0.00	0.00

Lap	Car 1	Car 2	Car 3	Car 4	Car 5	Car 6
1	28.77	31.76	23.25		31.80	32.84
2	23.67	25.60	22.29		30.03	26.37
3	24.19	32.37	21.94		28.19	33.62
4	24.51	24.93	24.93		28.26	26.24
5	24.06	27.56	22.94		25.33	27.07
6	32.20	25.87	21.56		24.13	32.33
7	32.16	25.45	21.92		28.92	25.64
8	40.38	25.21	22.01		27.21	25.79
9		25.18	21.48		29.88	24.90
10		28.97	24.37		28.01	27.11
11		25.59	27.63		30.78	25.93
12		23.64	22.39			
13			23.24			
14			23.46			
15						

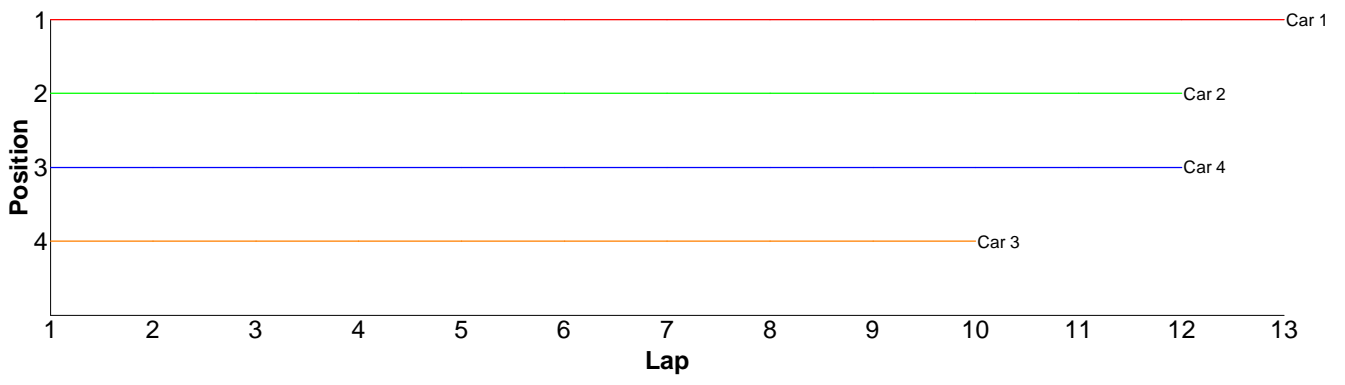


Heat 1 - Round 5 (Bikes)

Pos	Car	Form	Name	Member Type	Car Make	Result	Ave	Best
1	1	F1	Simon Lancaster	V10		13 / 322.97	24.84	24.47
2	2	F1	Steve Leake	2010		12 / 306.19	25.51	24.86
3	4	F1	Andy Carless	2009xx		12 / 312.46	26.03	25.24
4	3		Graham Clarke	V09		10 / 325.07	32.50	26.01

Lap	Car 1	Car 2	Car 3	Car 4
1	25.27	25.72	32.74	26.70
2	24.92	25.75	41.24	26.63
3	24.78	25.63	38.42	26.84
4	25.00	25.90	26.30	25.67
5	24.47	26.33	31.07	25.27
6	25.29	24.86	30.48	25.97
7	25.15	25.22	26.01	26.45
8	24.55	25.04	31.98	25.77
9	24.50	25.36	36.85	26.01
10	24.55	25.16	29.98	26.09

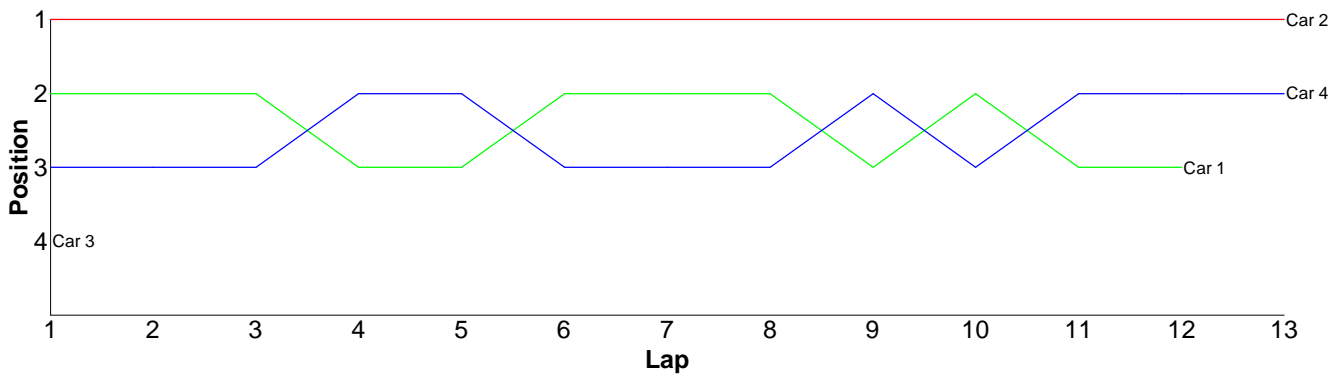
11	24.64	26.02	25.24
12	24.62	25.20	25.82
13	25.23		
14			



Heat 2 - Round 5 (17.5 Sport)

Pos	Car	Form	Name	Member Type	Car Make	Result	Ave	Best
1	2	F2	Bradley Killick (J)	2009xx	Xray	13 / 316.56	24.35	21.76
2	4	F2	Mick Barnes	2009xx	Xray	13 / 319.99	24.61	21.80
3	1	F2	Jason Elliot	V10	Associated	12 / 303.81	25.31	22.23
4	3	F2	David Chieng	2009xx	Tamiya	1 / 32.43	32.43	32.43

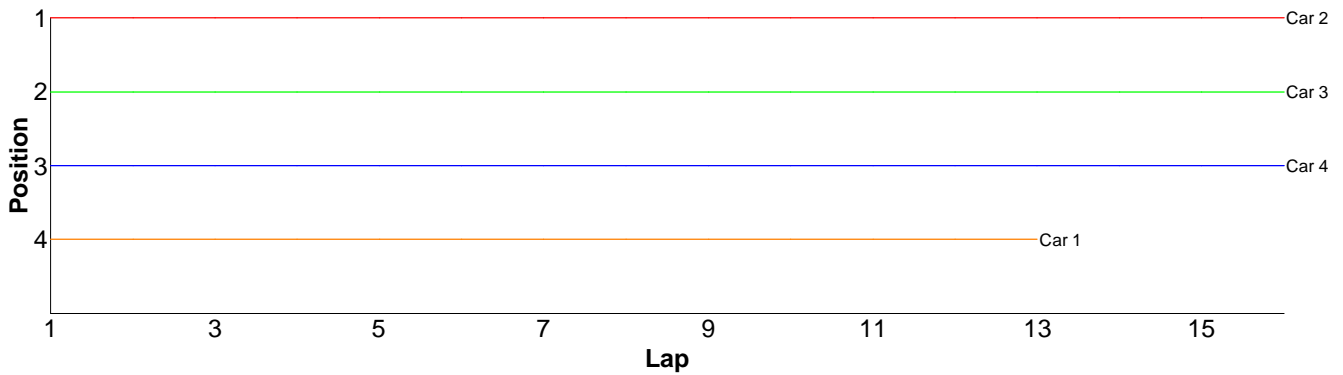
Lap	Car 1	Car 2	Car 3	Car 4
1	25.71	24.01	32.43	29.08
2	25.64	25.48		31.87
3	24.35	24.30		22.07
4	29.80	22.08		21.95
5	22.23	22.20		22.56
6	22.38	22.48		23.33
7	22.76	22.48		28.54
8	24.95	21.76		25.59
9	31.49	25.52		24.19
10	22.32	22.30		22.47
11	24.27	25.69		23.17
12	27.91	23.56		21.80
13		34.70		23.37
14				



Heat 3 - Round 5 (13.5 Stock)

Pos	Car	Form	Name	Member Type	Car Make	Result	Ave	Best
1	2	F2	Brian Killick	2009xx	Xray	16 / 300.42	18.77	17.99
2	3	F2	Gerald Page	2009xx	Tamiya	16 / 308.16	19.26	18.72
3	4	F2	Neil Talbot	2009xx	Xray	16 / 308.77	19.29	18.71
4	1	F2	Andy Lewis	2010	Hot Bodies	13 / 287.79	22.13	20.33

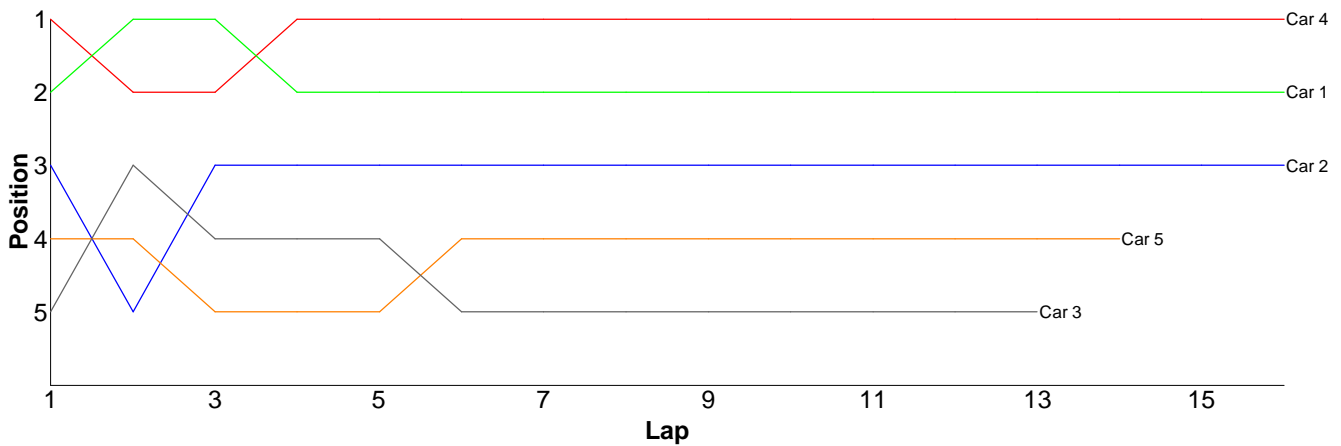
Lap	Car 1	Car 2	Car 3	Car 4
1	21.85	18.93	19.21	21.39
2	24.53	18.62	19.69	19.25
3	21.08	18.65	19.97	21.18
4	21.86	18.92	19.18	18.88
5	22.91	21.23	19.10	19.48
6	23.41	18.67	19.69	18.71
7	22.23	18.74	19.36	19.09
8	22.08	18.15	19.23	18.73
9	20.33	18.48	19.08	19.32
10	21.77	18.68	19.44	18.78
11	21.27	18.85	19.02	18.78
12	22.25	18.81	18.98	18.89
13	22.22	18.22	19.13	19.14
14		18.41	18.72	19.19
15		17.99	19.47	19.02
16		19.07	18.89	18.94
17				



Heat 4 - Round 5 (13.5 Stock)

Pos	Car	Form	Name	Member Type	Car Make	Result	Ave	Best
1	4		Ian Newton	V10	Photon	16 / 305.36	19.08	18.50
2	1	F2	Kieran Stokes (J)	2010	Xray	16 / 310.57	19.41	18.40
3	2	F2	Chris Graco	2010	Xray	16 / 314.55	19.65	18.77
4	5	F2	Scott Stokes	2010	Xray	14 / 318.12	22.72	19.67
5	3	F2	Robin Francis	2010	Xray	13 / 310.66	23.89	19.89

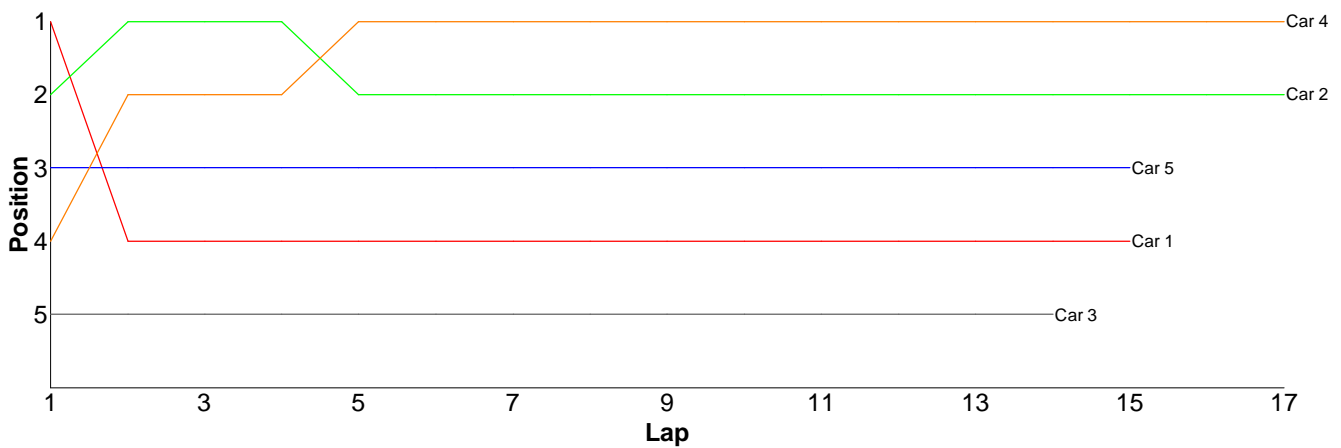
Lap	Car 1	Car 2	Car 3	Car 4	Car 5
1	19.17	19.92	23.71	18.94	21.55
2	18.84	26.08	20.60	19.45	24.04
3	18.69	19.62	28.30	19.28	30.30
4	23.06	19.43	20.86	19.21	21.05
5	19.68	18.93	21.02	18.50	21.29
6	19.59	19.16	29.94	18.85	23.30
7	18.74	19.81	20.59	19.56	22.01
8	20.50	19.27	29.40	19.18	25.95
9	19.43	19.07	33.54	19.21	24.46
10	19.05	18.97	20.37	18.59	21.37
11	19.35	19.11	20.80	19.32	22.30
12	19.19	19.02	19.89	19.02	19.67
13	18.40	19.33	21.64	19.56	20.87
14	18.58	19.10		18.98	19.96
15	18.97	18.96		18.94	
16	19.33	18.77		18.77	
17					



Heat 5 - Round 5 (13.5 Stock)

Pos	Car	Form	Name	Member Type	Car Make	Result	Ave	Best
1	4	F2	Nick Adams	2010	Xray	17 / 315.10	18.53	18.00
2	2	F1	James Davis	2010	Tamiya	17 / 316.82	18.63	18.18
3	5	F2	Ian Cairns	2009xx	Schumacher	15 / 303.35	20.22	18.64
4	1	F1	Remo Casadei	2009xx	Schumacher	15 / 309.87	20.65	17.94
5	3	F2	Jon Wilkins	2009xx	Schumacher	14 / 314.81	22.48	18.45

Lap	Car 1	Car 2	Car 3	Car 4	Car 5
1	19.07	19.39	26.84	20.45	19.67
2	26.36	19.39	26.59	18.42	19.77
3	18.38	18.44	18.45	18.54	19.18
4	22.29	18.34	28.11	18.34	21.81
5	20.01	19.72	21.87	19.30	19.10
6	23.50	18.26	20.26	18.00	18.97
7	18.54	18.30	22.64	18.09	19.66
8	21.71	18.61	21.90	18.36	19.36
9	18.52	18.71	21.33	18.11	18.64
10	20.36	18.33	24.69	18.36	23.64
11	18.86	18.87	19.73	18.44	19.08
12	17.94	18.57	18.86	18.15	19.72
13	25.39	18.50	21.89	18.54	20.01
14	19.91	18.34	21.65	18.72	25.81
15	19.03	18.18		18.89	18.93
16		18.69		18.04	
17		18.18		18.35	
18					



Heat 6 - Round 5 (<GT>)

Pos	Car	Form	Name	Class	Member Type	Car Make	Result	Ave	Best
1	3		Rob Warren	GT2	2009xx	Associated	14 / 310.44	22.17	21.36
2	2		Dave Skelton	GTP	2010	Associated	12 / 312.42	26.03	23.57
3	1		Nigel Moss	GT2	2010	CRC	11 / 301.93	27.44	23.26
4	6		David Chieng	GT3	2009xx	Tamiya	11 / 310.94	28.26	25.70
5	5		Scott Stokes	GT3	2010	Tamiya	5 / 167.28	33.45	26.29
6	4		Jon Wilkins	GT2	2009xx	Associated	0 / 0.00	0.00	0.00

Lap	Car 1	Car 2	Car 3	Car 4	Car 5	Car 6
1	34.40	30.39	21.84		26.29	25.70
2	33.62	24.81	21.36		31.29	28.97
3	23.26	24.52	24.31		31.19	34.86
4	24.97	23.83	22.45		38.92	26.28
5	23.36	23.57	21.94		39.59	26.07
6	24.75	26.74	21.61			26.72
7	24.76	26.47	22.39			27.01
8	23.35	23.89	23.13			26.76
9	23.60	24.36	22.08			30.34
10	35.99	33.39	22.01			32.53
11	29.87	23.97	21.65			25.70
12		26.48	22.17			
13			21.53			
14			21.97			
15						

