

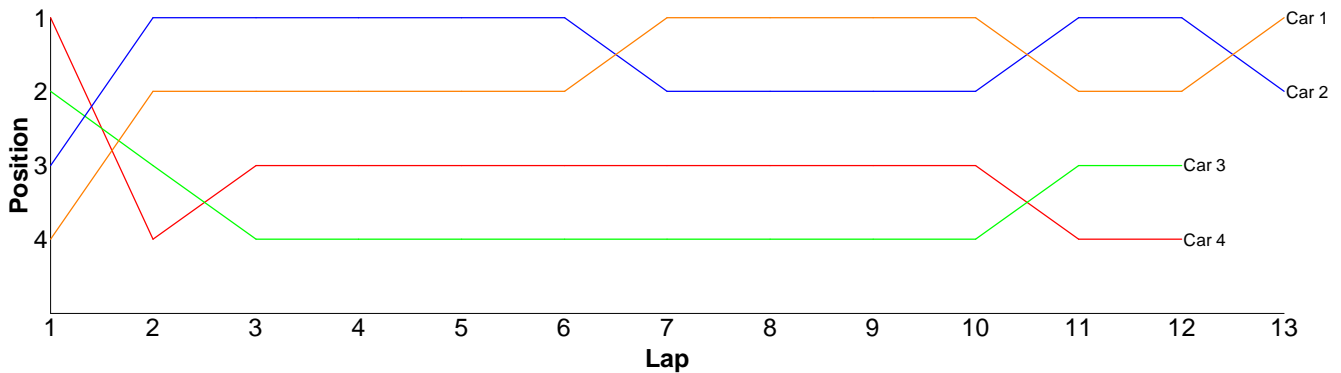
AMCC Winter Series 2009/10 : Round 7: 17/01/2010

Race Results

Bikes - A Final

Pos	Car	Form	Name	Member Type	Car Make	Result	Ave	Best
1	1	F1	Simon Lancaster	V10		13 / 322.74	24.82	23.95
2	2	F1	Steve Leake	2010		13 / 322.75	24.82	24.14
3	3	F1	Andy Carless	2009xx		12 / 318.23	26.51	25.19
4	4		Graham Clarke	V09		12 / 319.10	26.59	24.99

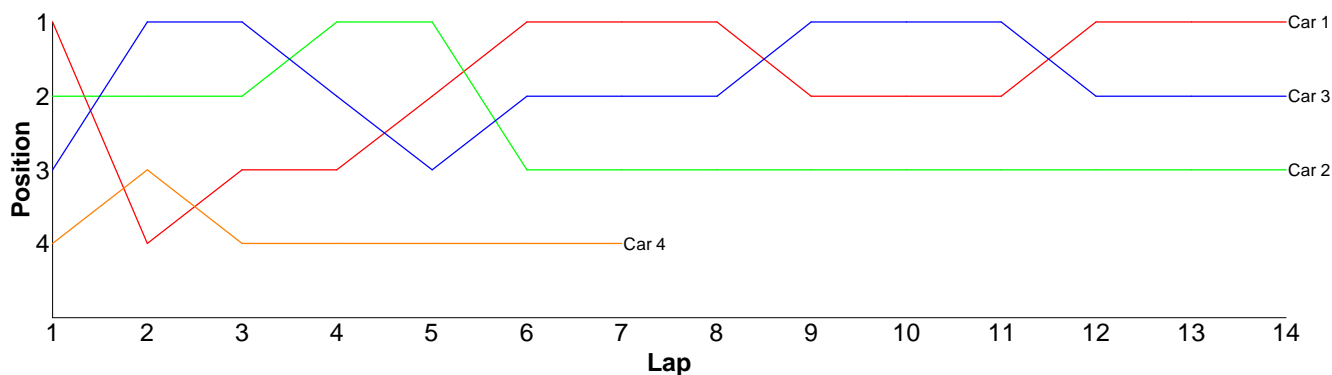
Lap	Car 1	Car 2	Car 3	Car 4
1	20.08	18.71	18.19	18.01
2	24.82	25.29	36.42	37.65
3	24.64	25.43	31.50	26.15
4	24.98	24.98	26.01	25.61
5	24.41	24.36	25.75	26.12
6	28.36	27.90	26.17	25.98
7	23.95	24.58	25.66	26.12
8	26.86	27.39	26.00	25.02
9	24.53	24.79	26.34	25.97
10	24.82	24.72	25.38	25.90
11	27.01	24.14	25.62	31.58
12	24.24	24.58	25.19	24.99
13	24.04	25.88		
14				



17.5 Sport - A Final

Pos	Car	Form	Name	Member Type	Car Make	Result	Ave	Best
1	1	F2	David Chieng	2009xx	Tamiya	14 / 303.55	21.68	20.84
2	3	F2	Bradley Killick (J)	2009xx	Xray	14 / 310.47	22.17	21.50
3	2	F2	Mick Barnes	2009xx	Xray	14 / 311.09	22.22	20.62
4	4	F2	Jason Elliot	V10	Associated	7 / 168.53	24.07	22.29

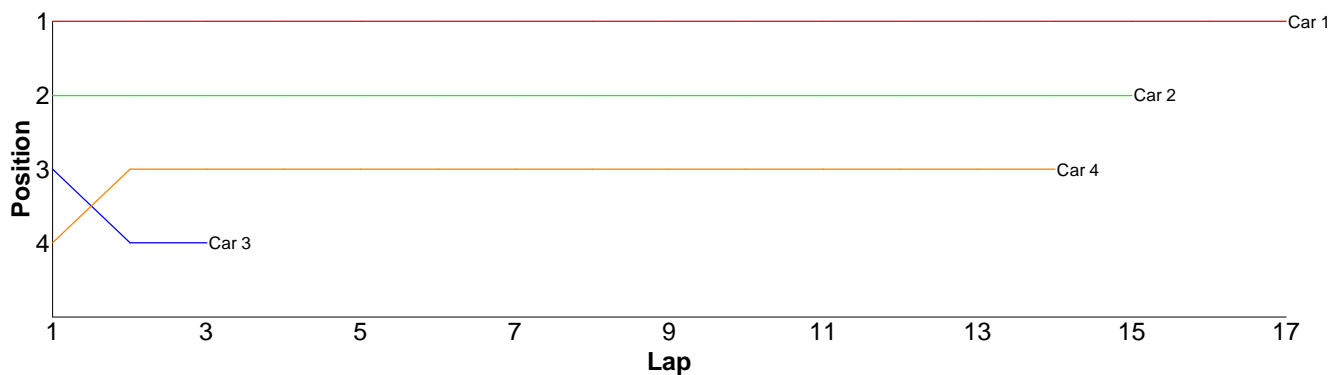
Lap	Car 1	Car 2	Car 3	Car 4
1	12.30	12.47	12.74	15.44
2	27.64	25.87	23.39	24.07
3	21.93	22.25	24.36	30.91
4	21.55	20.69	22.58	22.57
5	21.58	20.62	22.67	22.29
6	21.95	31.41	21.76	25.41
7	20.84	23.09	22.32	27.84
8	21.62	23.81	21.61	
9	24.59	22.46	21.50	
10	22.47	21.27	22.26	
11	21.03	21.25	21.60	
12	23.27	20.62	27.04	
13	21.69	23.19	22.44	
14	21.09	22.09	24.20	
15				



13.5 Stock - B Final

Pos	Car	Form	Name	Member Type	Car Make	Result	Ave	Best
1	1	F2	Jon Wilkins	2009xx	Schumacher	17 / 318.58	18.74	18.18
2	2	F2	Robin Francis	2010	Xray	15 / 302.50	20.16	19.11
3	4	F2	Andy Lewis	2010	Hot Bodies	14 / 309.43	22.10	19.93
4	3	F2	Scott Stokes	2010	Xray	3 / 71.76	23.92	24.85

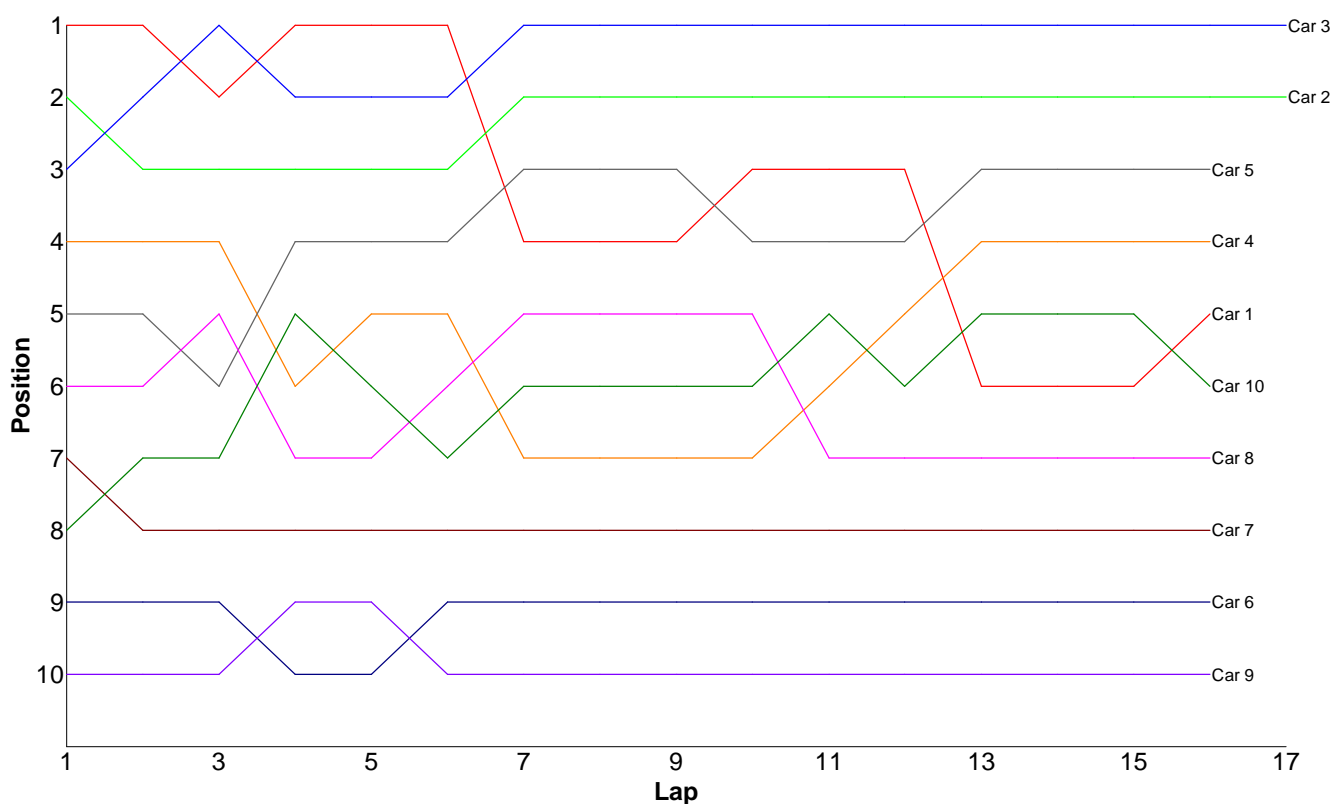
Lap	Car 1	Car 2	Car 3	Car 4
1	10.47	10.98	12.61	13.15
2	19.33	19.68	24.85	20.39
3	20.56	23.35	34.30	28.31
4	19.77	19.61		25.04
5	18.72	19.11		22.21
6	20.94	29.44		21.14
7	18.68	20.22		20.67
8	18.89	19.38		22.38
9	18.18	19.96		21.23
10	18.18	19.73		22.06
11	19.28	21.37		30.27
12	19.10	20.09		21.33
13	18.32	20.45		19.93
14	19.00	19.42		21.32
15	18.75	19.71		
16	20.01			
17	20.40			
18				



13.5 Stock - A Final

Pos	Car	Form	Name	Member Type	Car Make	Result	Ave	Best
1	3	F2	Brian Killick	2009xx	Xray	17 / 304.11	17.88	17.79
2	2	F1	James Davis	2010	Tamiya	17 / 308.74	18.16	17.87
3	5		Ian Newton	V10	Photon	16 / 301.63	18.85	18.22
4	4	F1	Remo Casadei	2009xx	Schumacher	16 / 305.24	19.07	17.75
5	1	F2	Nick Adams	2010	Xray	16 / 307.34	19.20	17.61
6	10	F2	Ian Cairns	2009xx	Schumacher	16 / 308.09	19.25	18.38
7	8	F2	Neil Talbot	2009xx	Xray	16 / 314.03	19.62	18.21
8	7	F2	Kieran Stokes (J)	2010	Xray	16 / 314.75	19.67	18.33
9	6	F2	Gerald Page	2009xx	Tamiya	16 / 316.85	19.80	18.40
10	9	F2	Chris Graco	2010	Xray	16 / 317.37	19.83	18.37

Lap	Car 1	Car 2	Car 3	Car 4	Car 5	Car 6	Car 7	Car 8	Car 9	Car 10
1	9.75	10.34	10.70	12.16	13.21	20.23	13.94	13.75	20.81	14.62
2	18.59	19.10	18.24	18.64	19.77	19.02	23.46	19.41	19.43	19.63
3	19.07	18.67	18.30	20.14	19.36	18.82	18.92	18.94	18.93	18.92
4	19.01	18.84	19.23	24.21	21.75	24.85	20.63	23.43	20.06	21.64
5	17.99	19.20	19.45	18.86	18.97	20.78	19.04	19.38	18.87	19.84
6	18.73	19.68	18.27	18.58	18.22	19.24	19.12	18.68	30.96	19.56
7	29.29	18.92	18.12	23.00	19.20	18.40	21.43	19.63	19.32	19.40
8	18.45	18.21	17.99	19.47	19.36	21.19	19.57	18.69	18.64	19.47
9	18.82	17.92	18.22	18.27	19.25	19.02	21.79	19.16	18.95	18.77
10	17.71	18.42	18.73	18.72	19.18	21.55	18.33	18.59	19.29	18.38
11	18.22	17.87	17.79	17.93	18.62	18.83	21.79	24.39	19.55	19.31
12	17.61	18.09	18.13	18.62	18.43	19.78	21.17	19.18	18.66	19.21
13	28.12	18.33	18.00	20.33	18.74	18.73	18.71	20.47	18.44	20.54
14	18.95	18.34	18.50	19.45	19.71	18.59	19.19	18.21	18.51	19.70
15	18.71	18.55	18.03	17.75	18.85	18.94	18.41	22.59	18.58	18.84
16	18.32	19.74	17.82	19.11	19.01	18.88	19.25	19.53	18.37	20.26
17		18.52	18.59							
18										



<GT> - A Final

Pos	Car	Form	Name	Class	Member Type	Car Make	Result	Ave	Best
1	1		Rob Warren	GT2	2009xx	Associated	15 / 318.00	21.20	21.47
2	4		Nigel Moss	GT2	2010	CRC	14 / 316.63	22.61	22.23
3	2		Dave Skelton	GTP	2010	Associated	12 / 322.05	26.83	24.02
4	5		David Chieng	GT3	2009xx	Tamiya	11 / 316.30	28.75	26.52
5	3		Scott Stokes	GT3	2010	Tamiya	0 / 0.00	0.00	0.00

Lap	Car 1	Car 2	Car 3	Car 4	Car 5
1	12.21	17.05		14.12	15.44
2	21.83	24.02		23.16	30.94
3	21.47	25.59		23.71	35.30
4	22.00	28.73		22.36	28.14
5	21.54	28.57		23.57	30.45
6	22.91	27.94		22.74	26.67
7	21.98	27.93		22.30	30.09
8	21.59	28.51		24.66	27.02
9	21.67	34.82		22.23	26.52
10	21.61	29.97		23.11	38.51
11	21.55	24.47		22.32	27.22
12	22.01	24.45		25.07	
13	21.82			24.40	
14	21.96			22.88	
15	21.85				
16					

