

AMCC Winter Series 2009/10 : Round 6: 03/01/2010

Race Results

Heat 1 - Round 1 (Bikes)

Pos	Car	Form	Name	Member Type	Car Make	Result	Ave	Best
1	4	F1	Scott Adderson	2009xx		9 / 313.33	34.81	32.81
=2	1	F1	Steve Leake	2009xx		0 / 0.00	0.00	0.00
=2	2	F1	Matt Tims	2009xx		0 / 0.00	0.00	0.00
=2	3	F1	Dave Tims	2009xx		0 / 0.00	0.00	0.00

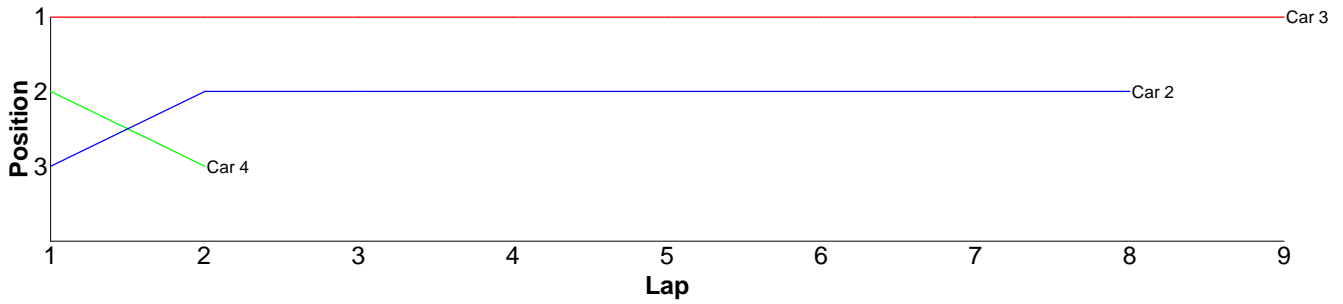
Lap	Car 1	Car 2	Car 3	Car 4
-----	-------	-------	-------	-------

1				36.66
2				32.81
3				35.18
4				35.67
5				34.14
6				35.87
7				33.22
8				35.71
9				34.07
10				

Heat 2 - Round 1 (17.5 Sport)

Pos	Car	Form	Name	Member Type	Car Make	Result	Ave	Best
1	3	F2	Jason Elliot	V10	Associated	9 / 311.82	34.64	32.12
2	2	F2	Matthew Mills (J)	2009xx	Xray	8 / 310.61	38.82	33.09
3	4	F2	Jack Warren (J)	2009xx	Xray	2 / 80.49	40.24	35.64
=4	1	F1	Jon Wilkins	2009xx	Schumacher	0 / 0.00	0.00	0.00
=4	5	F2	David Chieng	2009xx	Tamiya	0 / 0.00	0.00	0.00

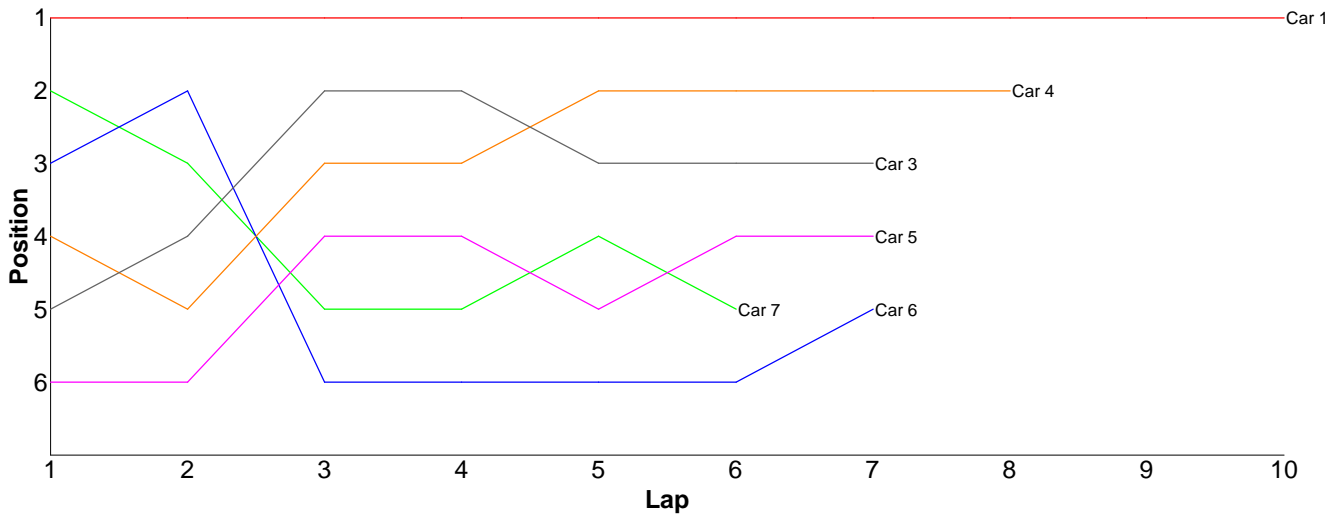
Lap	Car 1	Car 2	Car 3	Car 4	Car 5
1		45.35	37.92	44.85	
2		34.38	35.82	35.64	
3		38.32	35.72		
4		43.21	34.38		
5		39.62	34.52		
6		42.14	35.11		
7		34.50	32.71		
8		33.09	33.52		
9			32.12		
10					



Heat 3 - Round 1 (13.5 Stock)

Pos	Car	Form	Name	Member Type	Car Make	Result	Ave	Best
1	1	F2	Robin Francis	2010	Xray	10 / 313.82	31.38	29.05
2	4	F2	Paul Taylor	2009xx	Schumacher	8 / 279.85	34.98	29.35
3	3	F2	Scott Stokes	2009xx	Xray	7 / 269.71	38.53	30.88
4	5		Martyn Pritchard	V10	Xray	7 / 270.75	38.67	34.00
5	6	F2	Andy Lewis	2009xx	Hot Bodies	7 / 277.75	39.67	34.68
6	7	F2	Gerald Page	2009xx	Tamiya	6 / 237.54	39.59	35.78
7	2	F2	Andrew Mills	2009xx	Xray	0 / 0.00	0.00	0.00

Lap	Car 1	Car 2	Car 3	Car 4	Car 5	Car 6	Car 7
1	30.33		46.68	41.96	48.37	38.66	36.45
2	29.05		35.12	43.27	37.79	41.03	43.87
3	31.71		33.14	33.87	34.00	51.58	45.68
4	34.44		30.88	30.20	38.68	36.33	36.87
5	29.71		37.75	29.35	41.87	34.68	35.78
6	32.72		44.37	30.48	34.35	37.44	38.89
7	34.57		41.77	39.22	35.69	38.03	
8	31.57			31.50			
9	30.17						
10	29.55						
11							

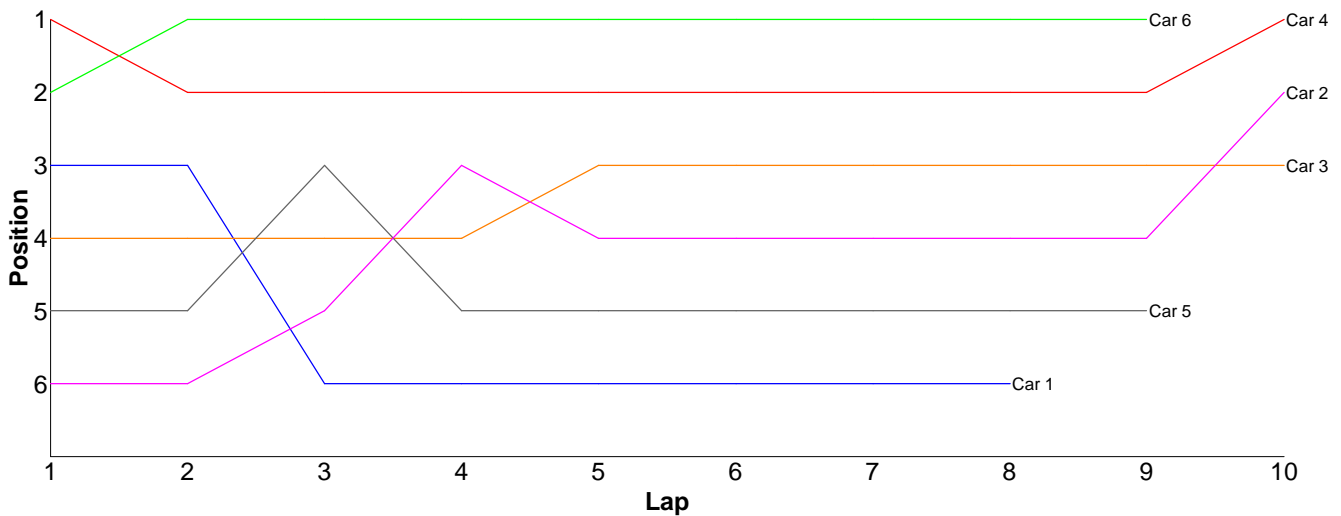


Heat 4 - Round 1 (13.5 Stock)

Pos	Car	Form	Name	Member Type	Car Make	Result	Ave	Best
1	4		Brian Killick	2009xx	Xray	10 / 307.46	30.74	27.37
2	2	F2	Kieran Stokes (J)	2009xx	Xray	10 / 310.00	31.00	27.02
3	3	F2	Chris Graco	2009xx	Xray	10 / 310.23	31.02	27.92
4	6		Neil Talbot	2009xx	Xray	9 / 268.99	29.88	27.79
5	5		Tim Webb	2009xx	Hot Bodies	9 / 291.68	32.40	29.28
6	1	F2	Ian Cairns	2009xx	Schumacher	8 / 274.10	34.26	29.55

Lap Car 1 Car 2 Car 3 Car 4 Car 5 Car 6

1	30.09	39.42	30.45	28.51	33.13	29.22
2	36.16	30.11	35.85	37.32	34.71	30.37
3	35.91	30.14	32.60	27.37	30.43	29.64
4	37.89	28.30	29.88	30.06	33.75	29.67
5	33.82	30.85	29.24	27.87	31.17	29.77
6	31.74	29.86	29.66	34.59	29.28	28.68
7	29.55	29.99	28.63	28.55	29.70	31.36
8	38.94	34.67	27.92	27.84	32.04	27.79
9		29.64	35.87	36.51	37.47	32.49
10		27.02	30.13	28.84		
11						

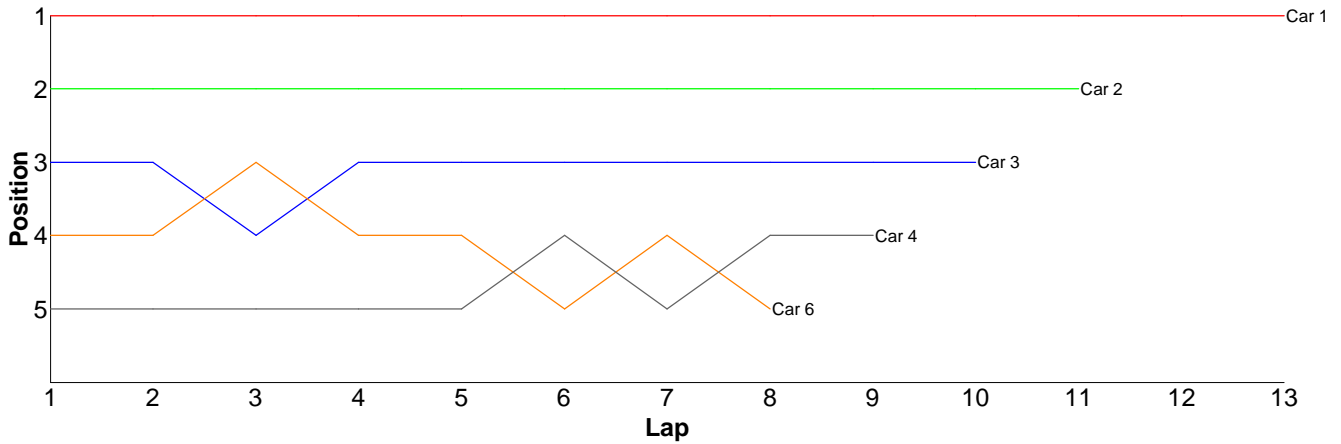


Heat 5 - Round 1 (13.5 Stock)

Pos	Car	Form	Name	Member Type	Car Make	Result	Ave	Best
1	1	F1	Rob Baxter	2009xx	Xray	13 / 313.39	24.10	23.31
2	2	F1	David Clift	2009xx	Schumacher	11 / 310.49	28.22	26.10
3	3	F1	James Davis	2009xx	Tamiya	10 / 307.59	30.75	27.97
4	4	F2	Kevin Bissell	2009xx	Xray	9 / 301.81	33.53	29.41
5	6	F2	Nick Adams	2010	Xray	8 / 272.62	34.07	28.19
6	5	F2	Adrian Morrish	2009xx	Xray	0 / 0.00	0.00	0.00

Lap	Car 1	Car 2	Car 3	Car 4	Car 5	Car 6
-----	-------	-------	-------	-------	-------	-------

1	24.24	26.10	27.97	35.65		31.19
2	23.31	27.56	28.83	35.65		28.19
3	24.91	34.45	33.33	32.07		30.09
4	23.62	28.38	34.53	29.41		37.72
5	23.82	27.67	28.08	31.02		31.43
6	24.34	27.63	30.16	30.80		38.60
7	24.72	27.09	35.26	37.85		30.72
8	23.84	27.55	31.80	39.57		44.68
9	25.01	28.13	28.48	29.79		
10	23.87	27.50	29.15			
11	23.75	28.43				
12	24.21					
13	23.75					
14						



Heat 6 - Round 1 (10.5 ProStk)

Pos	Car	Form	Name	Member Type	Car Make	Result	Ave	Best
1	4	F1	MatthewQuinlisk	2009xx	Hot Bodies	10 / 312.74	31.27	28.26
=2	1	F1	Glen Westwood	2009xx	Schumacher	0 / 0.00	0.00	0.00
=2	2	F1	Jay Westwood	2009xx	Schumacher	0 / 0.00	0.00	0.00
=2	3	F1	John Zottl	2009xx	Xray	0 / 0.00	0.00	0.00
=2	5	F2	Kieran Clift (J)	2009xx	Xray	0 / 0.00	0.00	0.00
=2	6	F2	Stephen Mills	2009xx	Schumacher	0 / 0.00	0.00	0.00

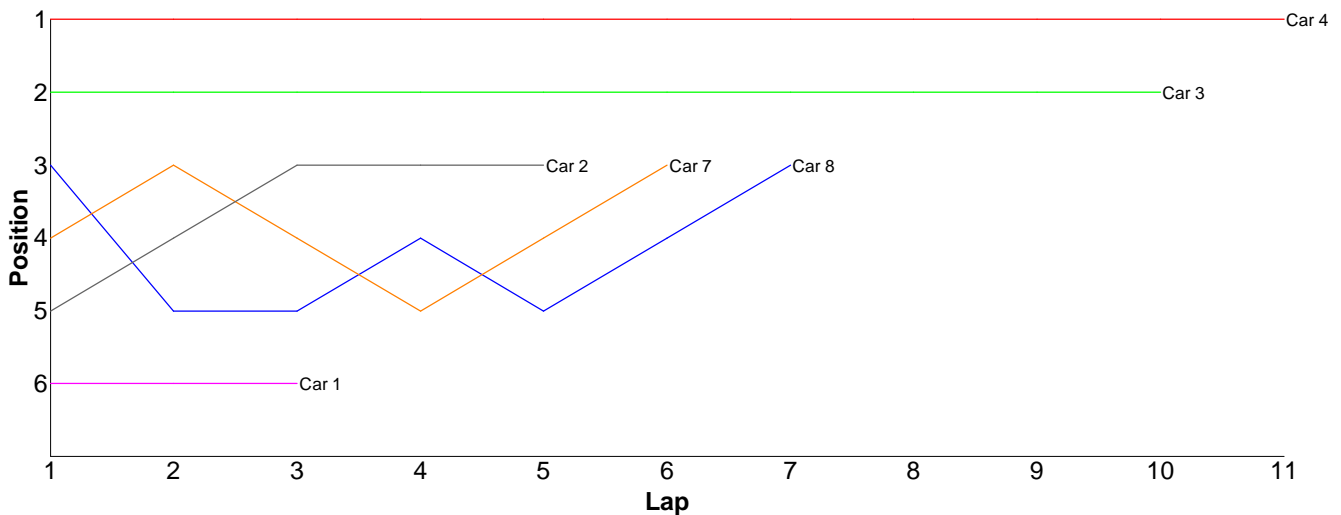
Lap	Car 1	Car 2	Car 3	Car 4	Car 5	Car 6
-----	-------	-------	-------	-------	-------	-------

1				32.32		
2				30.41		
3				29.36		
4				28.26		
5				32.29		
6				30.12		
7				40.46		
8				29.69		
9				28.99		
10				30.84		
11						

Heat 7 - Round 1 (<GT>)

Pos	Car	Form	Name	Class	Member Type	Car Make	Result	Ave	Best
1	4		Tim Webb	GT3	2009xx	Associated	11 / 310.79	28.25	26.12
2	3		Rob Warren	GT2	2009xx	Associated	10 / 283.24	28.32	25.88
3	8		David Chieng	GT3	2009xx	Tamiya	7 / 283.44	40.49	34.08
4	7		Scott Stokes	GT3	2009xx	Tamiya	6 / 246.93	41.15	37.29
5	2		Dave Skelton	GT2	2010	Associated	5 / 200.45	40.09	34.89
6	1		Nigel Moss	GT2	2010	CRC	3 / 149.35	49.78	45.51
=7	5		Rob Baxter	GTP	2009xx	Associated	0 / 0.00	0.00	0.00
=7	6		Jon Wilkins	GT2	2009xx	Associated	0 / 0.00	0.00	0.00

Lap	Car 1	Car 2	Car 3	Car 4	Car 5	Car 6	Car 7	Car 8
1	52.63	45.47	31.58	29.34			41.36	40.64
2	45.51	38.41	31.21	28.88			39.92	53.48
3	51.21	34.89	28.97	28.20			45.29	35.01
4		35.59	29.16	29.49			40.34	35.59
5		46.09	26.43	26.16			42.73	47.98
6			26.45	28.06			37.29	36.66
7			30.53	32.48				34.08
8			25.88	26.58				
9			25.92	26.12				
10			27.11	27.06				
11				28.42				
12								

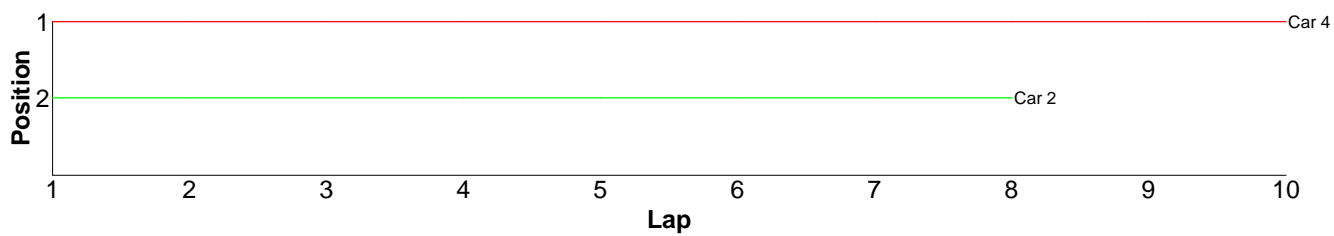


Heat 1 - Round 2 (Bikes)

Pos	Car	Form	Name	Member Type	Car Make	Result	Ave	Best
1	4	F1	Scott Adderson	2009xx		10 / 316.68	31.66	30.62
2	2	F1	Matt Tims	2009xx		8 / 337.36	42.17	30.91
=3	1	F1	Steve Leake	2009xx		0 / 0.00	0.00	0.00
=3	3	F1	Dave Tims	2009xx		0 / 0.00	0.00	0.00

Lap	Car 1	Car 2	Car 3	Car 4
1		46.50		32.17
2		30.91		33.23
3		44.39		30.83
4		39.75		32.01
5		43.72		30.77
6		57.82		31.59
7		35.12		32.74

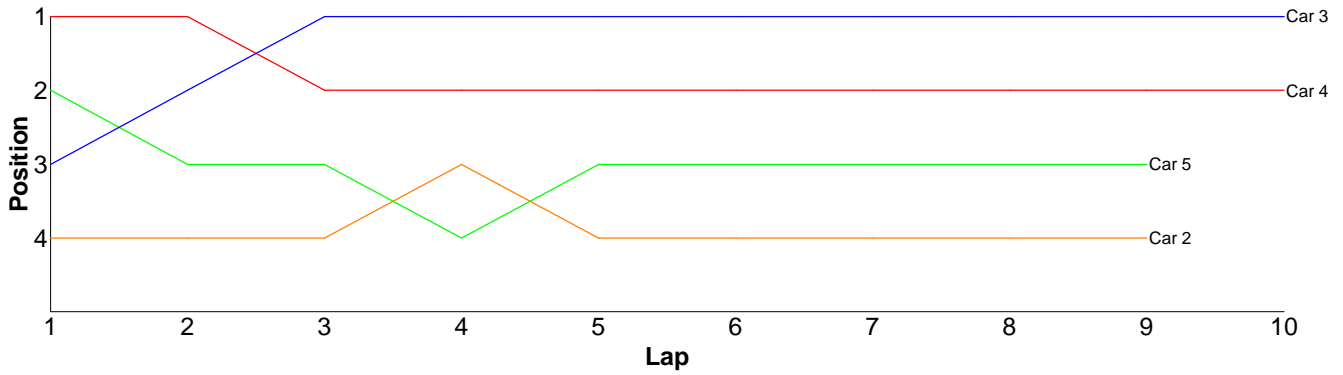
8	39.15	30.62
9		31.35
10		31.37
11		



Heat 2 - Round 2 (17.5 Sport)

Pos	Car	Form	Name	Member Type	Car Make	Result	Ave	Best
1	3	F2	Jason Elliot	V10	Associated	10 / 312.03	31.20	29.47
2	4	F2	Jack Warren (J)	2009xx	Xray	10 / 326.75	32.67	28.75
3	5	F2	David Chieng	2009xx	Tamiya	9 / 303.87	33.76	28.98
4	2	F2	Matthew Mills (J)	2009xx	Xray	9 / 306.06	34.00	28.09
5	1	F1	Jon Wilkins	2009xx	Schumacher	0 / 0.00	0.00	0.00

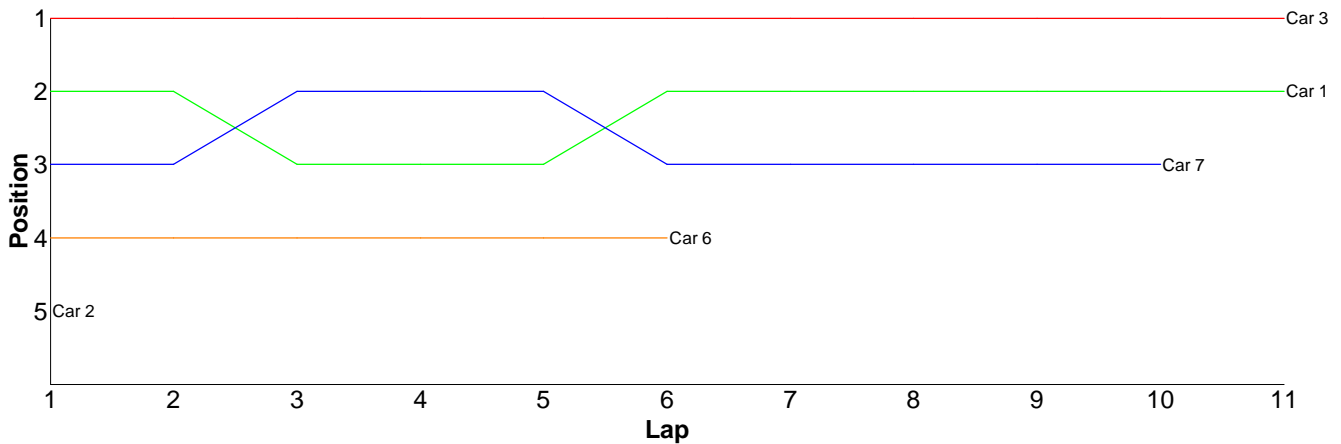
Lap	Car 1	Car 2	Car 3	Car 4	Car 5
1		44.12	33.39	32.33	33.30
2		35.49	34.13	34.53	43.49
3		30.78	30.45	33.82	31.92
4		30.88	29.47	34.46	37.54
5		36.30	31.00	29.88	30.82
6		40.19	30.96	29.40	30.18
7		31.79	31.74	31.55	29.85
8		28.42	30.21	28.75	28.98
9		28.09	30.70	35.86	37.79
10			29.98	36.17	
11					



Heat 3 - Round 2 (13.5 Stock)

Pos	Car	Form	Name	Member Type	Car Make	Result	Ave	Best
1	3	F2	Scott Stokes	2009xx	Xray	11 / 304.89	27.71	24.85
2	1	F2	Robin Francis	2010	Xray	11 / 313.74	28.52	25.30
3	7	F2	Gerald Page	2009xx	Tamiya	10 / 302.33	30.23	28.10
4	6	F2	Andy Lewis	2009xx	Hot Bodies	6 / 204.85	34.14	31.19
5	2	F2	Andrew Mills	2009xx	Xray	1 / 48.13	48.13	48.13
=6	4	F2	Paul Taylor	2009xx	Schumacher	0 / 0.00	0.00	0.00
=6	5		Martyn Pritchard	V10	Xray	0 / 0.00	0.00	0.00

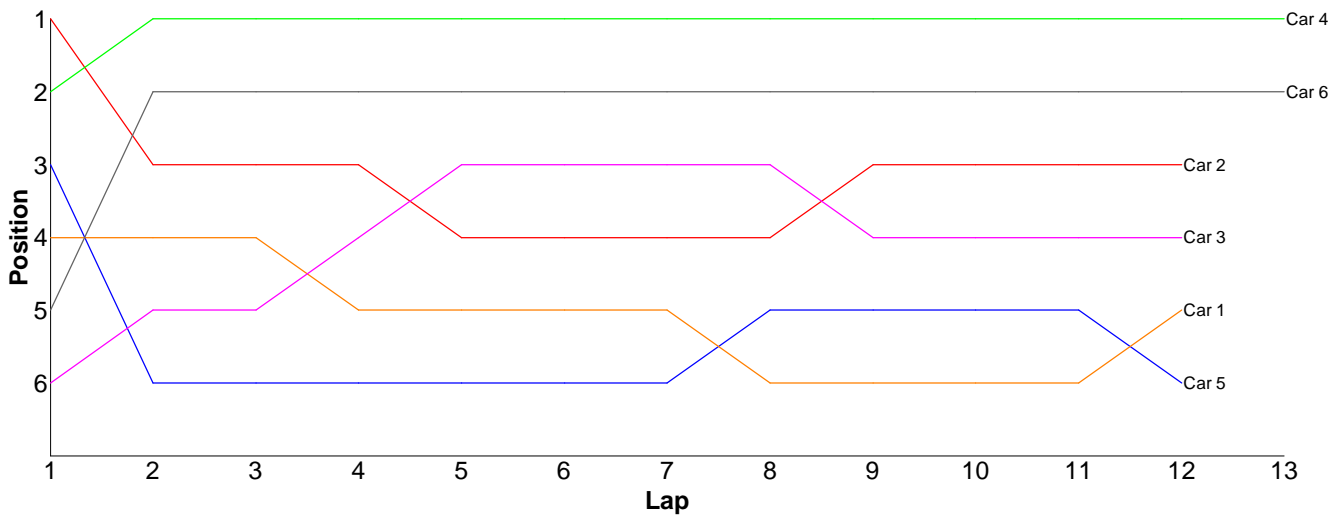
Lap	Car 1	Car 2	Car 3	Car 4	Car 5	Car 6	Car 7
1	26.51	48.13	24.93			34.04	29.33
2	33.08		25.19			35.45	31.25
3	38.40		25.58			31.19	29.77
4	25.55		26.22			32.97	32.83
5	30.38		33.23			37.69	29.41
6	26.33		28.69			33.51	30.25
7	25.54		26.49				28.10
8	25.43		32.89				29.84
9	26.51		30.28				32.13
10	30.71		24.85				29.42
11	25.30		26.54				
12							



Heat 4 - Round 2 (13.5 Stock)

Pos	Car	Form	Name	Member Type	Car Make	Result	Ave	Best
1	4		Brian Killick	2009xx	Xray	13 / 314.71	24.20	21.94
2	6		Neil Talbot	2009xx	Xray	13 / 320.15	24.62	22.94
3	2	F2	Kieran Stokes (J)	2009xx	Xray	12 / 305.59	25.46	22.93
4	3	F2	Chris Graco	2009xx	Xray	12 / 311.46	25.95	23.24
5	1	F2	Ian Cairns	2009xx	Schumacher	12 / 314.05	26.17	24.04
6	5		Tim Webb	2009xx	Hot Bodies	12 / 314.62	26.21	23.90

Lap	Car 1	Car 2	Car 3	Car 4	Car 5	Car 6
1	25.79	24.96	29.14	25.03	25.22	25.83
2	27.09	26.53	27.15	25.99	38.78	25.65
3	26.42	27.24	24.04	24.16	25.60	24.39
4	30.22	24.12	23.45	23.66	26.02	24.17
5	26.71	24.87	23.55	21.94	25.32	24.66
6	25.67	26.12	23.24	22.63	24.79	24.29
7	26.03	22.93	25.32	23.35	24.06	23.45
8	27.79	25.11	23.41	29.29	23.90	24.68
9	24.27	26.08	29.66	23.56	25.00	24.68
10	24.80	23.61	30.11	22.44	24.14	24.45
11	24.04	23.46	26.13	24.25	25.02	23.59
12	25.22	30.56	26.26	24.95	26.77	22.94
13				23.46		27.37
14						

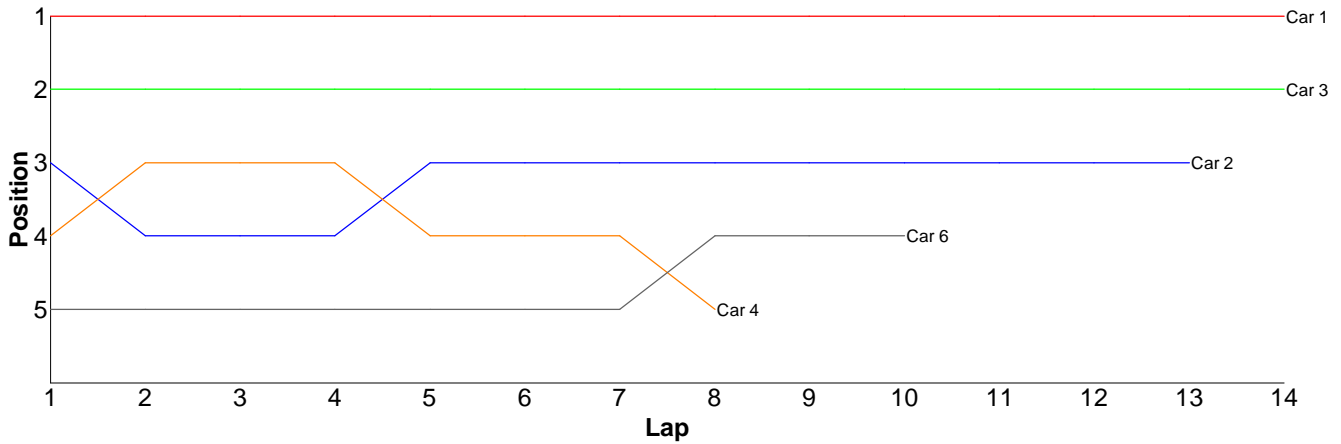


Heat 5 - Round 2 (13.5 Stock)

Pos	Car	Form	Name	Member Type	Car Make	Result	Ave	Best
1	1	F1	Rob Baxter	2009xx	Xray	14 / 301.30	21.52	20.13
2	3	F1	James Davis	2009xx	Tamiya	14 / 322.72	23.05	20.95
3	2	F1	David Clift	2009xx	Schumacher	13 / 305.36	23.48	21.63
4	6	F2	Nick Adams	2010	Xray	10 / 263.40	26.34	24.39
5	4	F2	Kevin Bissell	2009xx	Xray	8 / 212.96	26.62	24.46
6	5	F2	Adrian Morrish	2009xx	Xray	0 / 0.00	0.00	0.00

Lap	Car 1	Car 2	Car 3	Car 4	Car 5	Car 6
-----	-------	-------	-------	-------	-------	-------

1	21.18	24.73	23.29	25.08		26.61
2	20.53	28.28	21.74	26.97		32.61
3	22.13	26.72	21.75	26.20		25.81
4	20.89	23.38	21.34	24.81		25.21
5	22.66	22.99	22.35	25.53		25.75
6	20.51	22.99	22.60	24.46		25.89
7	20.50	23.33	21.73	30.95		24.39
8	20.62	23.04	21.49	28.96		24.98
9	21.24	22.27	26.72			26.87
10	25.57	22.07	28.15			25.28
11	22.57	22.01	21.38			
12	20.13	21.92	20.95			
13	21.94	21.63	21.83			
14	20.83		27.40			
15						

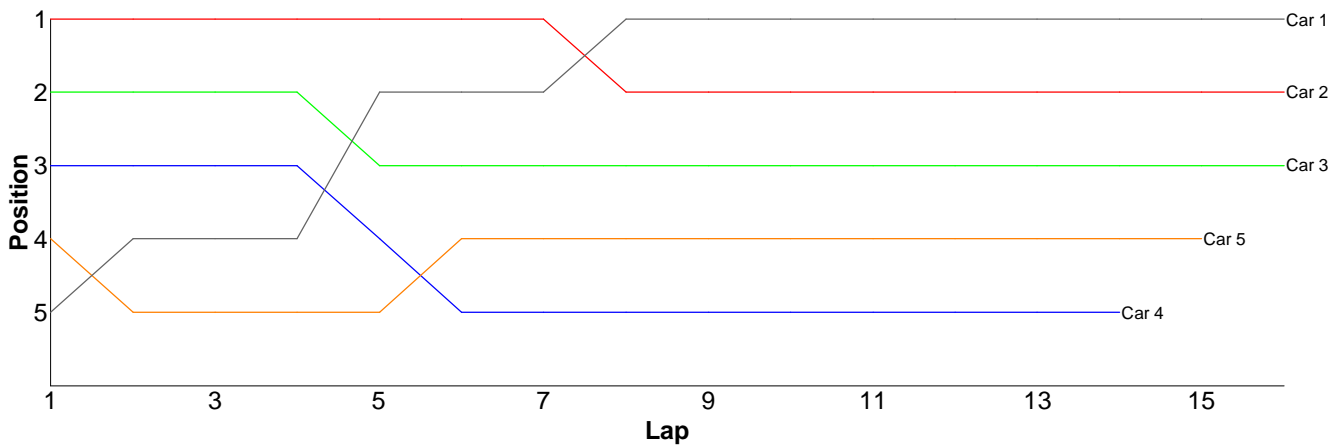


Heat 6 - Round 2 (10.5 ProStk)

Pos	Car	Form	Name	Member Type	Car Make	Result	Ave	Best
1	1	F1	Glen Westwood	2009xx	Schumacher	16 / 309.81	19.36	18.40
2	2	F1	Jay Westwood	2009xx	Schumacher	16 / 315.67	19.72	18.52
3	3	F1	John Zottl	2009xx	Xray	16 / 317.31	19.83	19.20
4	5	F2	Kieran Clift (J)	2009xx	Xray	15 / 302.93	20.19	19.28
5	4	F1	Matthew Quinlisk	2009xx	Hot Bodies	14 / 306.06	21.86	19.81
6	6	F2	Stephen Mills	2009xx	Schumacher	0 / 0.00	0.00	0.00

Lap	Car 1	Car 2	Car 3	Car 4	Car 5	Car 6
-----	-------	-------	-------	-------	-------	-------

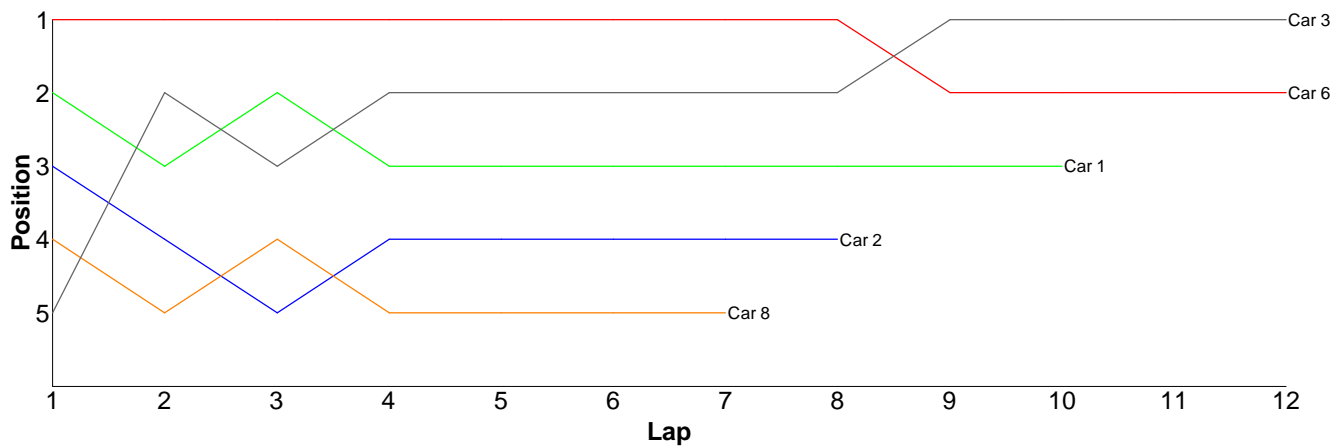
1	25.65	19.86	20.53	22.19	23.66	
2	18.43	19.43	21.84	20.51	20.98	
3	20.41	19.14	20.24	20.05	19.99	
4	18.48	18.96	19.92	20.00	20.05	
5	18.77	20.22	19.80	20.78	19.90	
6	18.57	19.72	20.43	25.87	19.82	
7	18.67	19.05	20.35	20.65	20.20	
8	19.85	26.06	19.74	19.81	19.47	
9	18.45	18.77	19.24	19.90	19.40	
10	19.22	19.25	19.24	27.70	19.28	
11	19.01	18.52	19.28	26.53	19.32	
12	18.97	19.54	19.34	20.13	20.06	
13	18.85	19.90	19.45	22.11	19.43	
14	18.40	20.15	19.41	19.83	21.95	
15	18.75	18.54	19.20		19.42	
16	19.33	18.56	19.30			
17						



Heat 7 - Round 2 (<GT>)

Pos	Car	Form	Name	Class	Member Type	Car Make	Result	Ave	Best
1	3		Rob Warren	GT2	2009xx	Associated	12 / 312.22	26.01	21.97
2	6		Jon Wilkins	GT2	2009xx	Associated	12 / 323.68	26.97	23.72
3	1		Nigel Moss	GT2	2010	CRC	10 / 317.65	31.76	25.05
4	2		Dave Skelton	GT2	2010	Associated	8 / 289.05	36.13	27.99
5	8		David Chieng	GT3	2009xx	Tamiya	7 / 286.14	40.87	35.77
=6	4		Tim Webb	GT3	2009xx	Associated	0 / 0.00	0.00	0.00
=6	5		Rob Baxter	GTP	2009xx	Associated	0 / 0.00	0.00	0.00
=6	7		Scott Stokes	GT3	2009xx	Tamiya	0 / 0.00	0.00	0.00

Lap	Car 1	Car 2	Car 3	Car 4	Car 5	Car 6	Car 7	Car 8
1	42.63	43.43	46.78			25.54		43.54
2	28.54	33.07	23.48			30.18		41.34
3	31.26	52.39	33.43			25.27		42.11
4	27.63	30.89	23.99			31.18		35.77
5	35.72	33.77	22.43			28.24		40.28
6	29.77	37.06	22.14			23.72		40.19
7	30.42	30.45	24.32			28.03		42.91
8	25.05	27.99	25.31			25.65		
9	40.23		22.18			29.04		
10	26.40		21.97			28.30		
11			23.15			23.97		
12			23.04			24.56		
13								

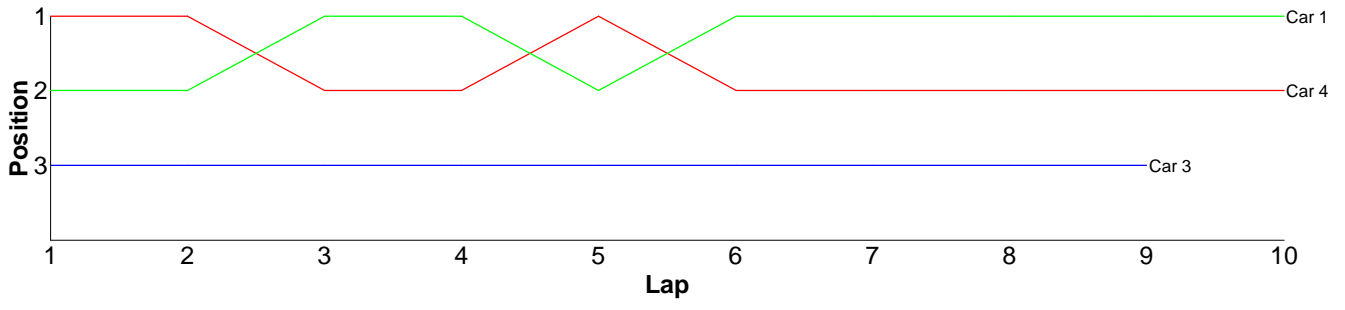


Heat 1 - Round 3 (Bikes)

Pos	Car	Form	Name	Member Type	Car Make	Result	Ave	Best
1	1	F1	Steve Leake	2009xx		10 / 304.10	30.41	27.92
2	4	F1	Scott Adderson	2009xx		10 / 306.59	30.65	29.77
3	3	F1	Dave Tims	2009xx		9 / 330.62	36.73	31.19
4	2	F1	Matt Tims	2009xx		0 / 0.00	0.00	0.00

Lap	Car 1	Car 2	Car 3	Car 4
1	31.53		34.37	30.95
2	29.56		34.35	29.77
3	28.21		44.09	30.99
4	27.92		39.75	31.12
5	37.15		31.19	30.77
6	28.76		35.33	31.07
7	28.14		35.54	30.39
8	28.14		41.86	30.24

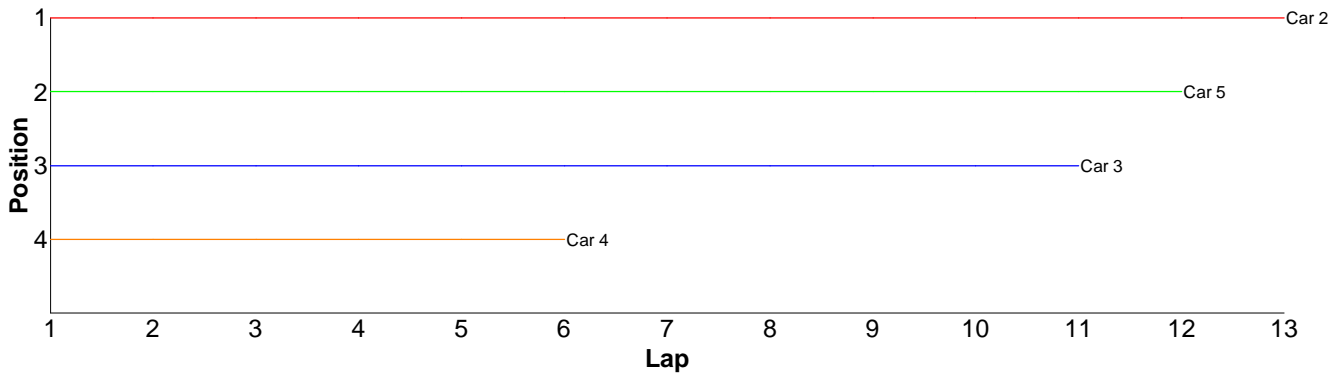
9 34.99 34.14 30.65
10 29.70 30.64
11



Heat 2 - Round 3 (17.5 Sport)

Pos	Car	Form	Name	Member Type	Car Make	Result	Ave	Best
1	2	F2	Matthew Mills (J)	2009xx	Xray	13 / 312.95	24.07	22.17
2	5	F2	David Chieng	2009xx	Tamiya	12 / 321.12	26.76	24.15
3	3	F2	Jason Elliot	V10	Associated	11 / 320.96	29.17	25.94
4	4	F2	Jack Warren (J)	2009xx	Xray	6 / 301.33	50.22	23.24
5	1	F1	Jon Wilkins	2009xx	Schumacher	0 / 0.00	0.00	0.00

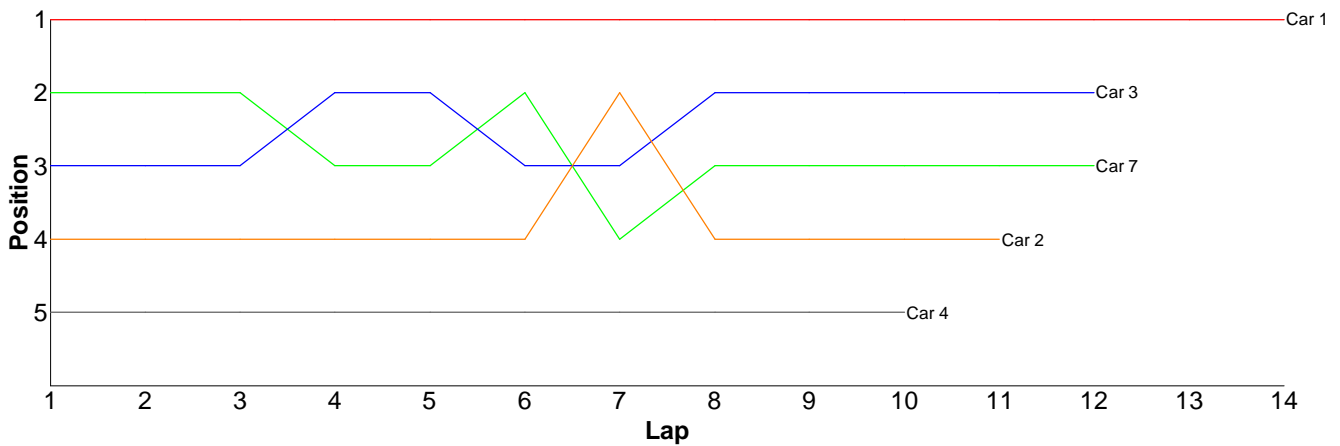
Lap	Car 1	Car 2	Car 3	Car 4	Car 5
1		27.60	31.39	179.41	28.36
2		25.34	26.26	24.74	28.34
3		23.58	28.79	25.91	26.58
4		23.39	26.26	24.03	27.93
5		22.67	26.06	24.00	25.80
6		26.78	34.86	23.24	24.73
7		23.60	33.97		24.71
8		24.42	25.94		24.28
9		23.65	27.55		28.34
10		22.79	26.95		24.15
11		23.43	32.93		30.15
12		22.17			27.75
13		23.53			
14					



Heat 3 - Round 3 (13.5 Stock)

Pos	Car	Form	Name	Member Type	Car Make	Result	Ave	Best
1	1	F2	Robin Francis	2010	Xray	14 / 317.65	22.68	20.79
2	3	F2	Scott Stokes	2009xx	Xray	12 / 300.88	25.07	21.77
3	7	F2	Gerald Page	2009xx	Tamiya	12 / 304.36	25.36	22.59
4	2	F2	Andrew Mills	2009xx	Xray	11 / 310.17	28.19	21.45
5	4	F2	Paul Taylor	2009xx	Schumacher	10 / 286.70	28.67	24.27
=6	5		Martyn Pritchard	V10	Xray	0 / 0.00	0.00	0.00
=6	6	F2	Andy Lewis	2009xx	Hot Bodies	0 / 0.00	0.00	0.00

Lap	Car 1	Car 2	Car 3	Car 4	Car 5	Car 6	Car 7
1	21.94	31.29	28.04	40.70			23.68
2	20.79	25.98	22.85	30.08			23.79
3	25.90	25.60	21.77	25.65			23.95
4	21.76	23.32	23.53	29.64			27.31
5	22.26	24.04	29.38	24.27			27.69
6	22.15	22.10	25.21	24.48			22.64
7	21.80	21.45	26.99	26.86			33.20
8	24.78	33.54	23.78	30.69			23.57
9	23.98	31.30	24.35	25.90			22.59
10	22.27	43.04	25.90	28.43			29.96
11	24.01	28.51	24.45				23.07
12	22.22		24.63				22.91
13	22.05						
14	21.74						
15							

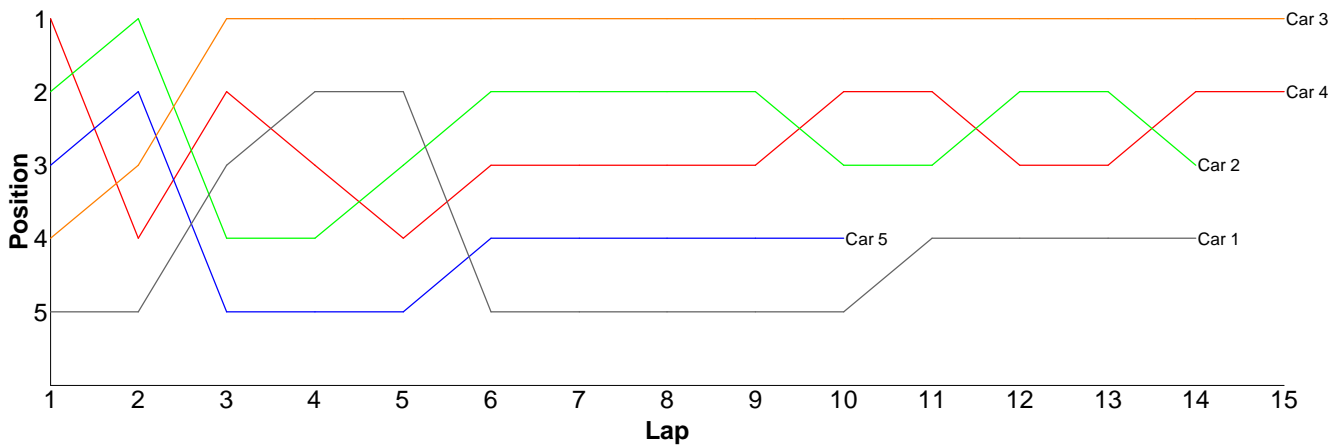


Heat 4 - Round 3 (13.5 Stock)

Pos	Car	Form	Name	Member Type	Car Make	Result	Ave	Best
1	3	F2	Chris Graco	2009xx	Xray	15 / 305.07	20.33	19.40
2	4		Brian Killick	2009xx	Xray	15 / 317.24	21.14	19.06
3	2	F2	Kieran Stokes (J)	2009xx	Xray	14 / 301.19	21.51	19.38
4	1	F2	Ian Cairns	2009xx	Schumacher	14 / 305.85	21.84	19.56
5	5		Tim Webb	2009xx	Hot Bodies	10 / 222.63	22.26	19.99
6	6		Neil Talbot	2009xx	Xray	0 / 0.00	0.00	0.00

Lap	Car 1	Car 2	Car 3	Car 4	Car 5	Car 6
-----	-------	-------	-------	-------	-------	-------

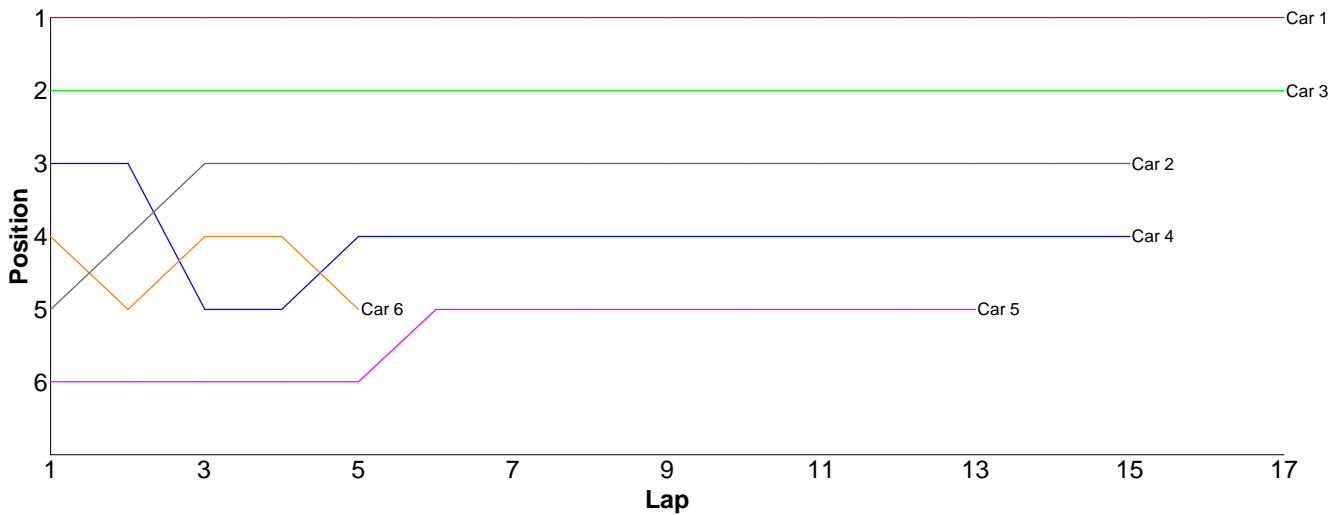
1	25.27	21.32	22.07	20.02	21.40	
2	20.71	20.08	20.61	25.17	21.03	
3	22.28	28.14	20.99	21.67	35.42	
4	20.37	24.59	23.48	22.37	21.91	
5	20.49	20.84	19.88	29.31	20.74	
6	35.62	20.12	20.31	19.07	20.57	
7	20.83	20.45	21.45	19.58	20.90	
8	19.73	19.99	19.80	19.34	20.49	
9	19.70	20.40	19.56	19.41	20.18	
10	19.88	19.67	19.66	19.06	19.99	
11	20.22	19.49	19.46	19.90		
12	20.08	19.38	19.40	20.57		
13	21.11	21.59	19.53	21.81		
14	19.56	25.13	19.44	20.31		
15			19.43	19.65		
16						



Heat 5 - Round 3 (13.5 Stock)

Pos	Car	Form	Name	Member Type	Car Make	Result	Ave	Best
1	1	F1	Rob Baxter	2009xx	Xray	17 / 312.39	18.37	18.01
2	3	F1	James Davis	2009xx	Tamiya	17 / 317.68	18.68	18.05
3	2	F1	David Clift	2009xx	Schumacher	15 / 303.60	20.24	18.30
4	4	F2	Kevin Bissell	2009xx	Xray	15 / 312.93	20.86	19.33
5	5	F2	Adrian Morrish	2009xx	Xray	13 / 312.71	24.05	21.04
6	6	F2	Nick Adams	2010	Xray	5 / 109.19	21.83	19.33

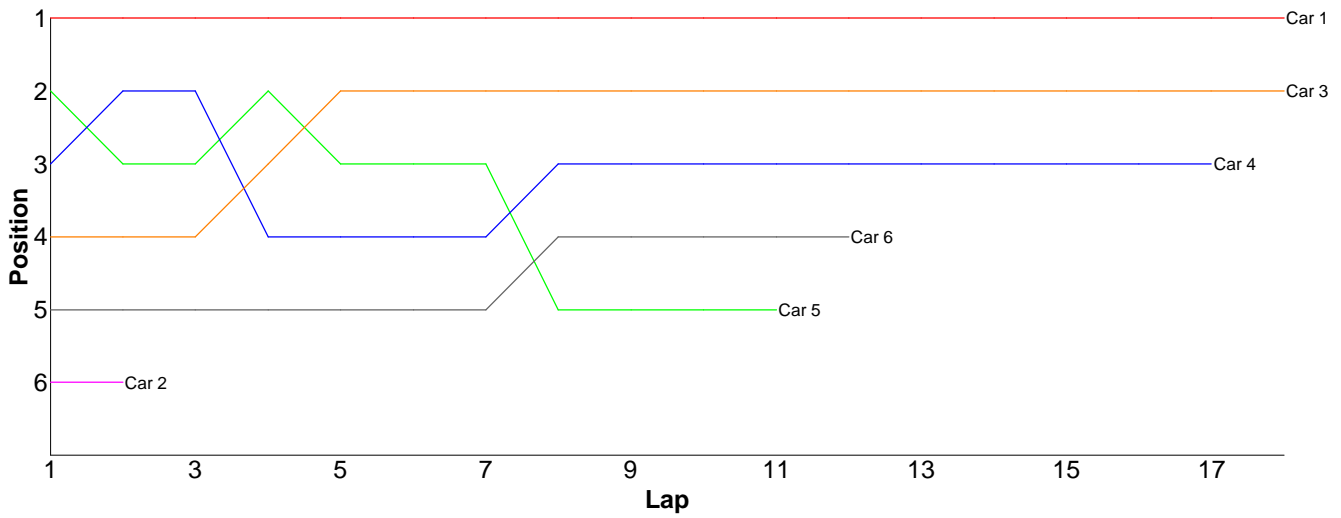
Lap	Car 1	Car 2	Car 3	Car 4	Car 5	Car 6
1	18.22	26.58	18.44	20.86	27.13	24.37
2	18.01	18.70	18.50	20.12	25.45	21.37
3	18.82	19.01	18.98	24.58	21.91	19.33
4	18.26	18.94	18.88	20.36	26.96	20.50
5	18.40	19.03	18.29	21.46	30.51	23.62
6	18.56	18.30	19.60	20.74	21.04	
7	18.21	18.38	19.02	20.42	21.98	
8	18.89	25.33	18.05	19.53	21.78	
9	18.40	18.76	18.91	19.85	23.53	
10	18.41	19.87	18.17	19.33	21.79	
11	18.24	19.32	18.34	19.50	24.46	
12	18.11	20.22	18.28	20.00	23.08	
13	18.36	19.95	18.62	25.68	23.09	
14	19.15	22.26	18.71	20.26		
15	18.18	18.95	19.48	20.24		
16	18.04		19.19			
17	18.13		18.22			
18						



Heat 6 - Round 3 (10.5 ProStk)

Pos	Car	Form	Name	Member Type	Car Make	Result	Ave	Best
1	1	F1	Glen Westwood	2009xx	Schumacher	18 / 302.34	16.79	16.47
2	3	F1	John Zottl	2009xx	Xray	18 / 316.90	17.60	16.78
3	4	F1	MatthewQuinlisk	2009xx	Hot Bodies	17 / 303.87	17.87	17.04
4	6	F2	Stephen Mills	2009xx	Schumacher	12 / 305.12	25.42	20.93
5	5	F2	Kieran Clift (J)	2009xx	Xray	11 / 309.13	28.10	16.98
6	2	F1	Jay Westwood	2009xx	Schumacher	2 / 60.76	30.38	19.58

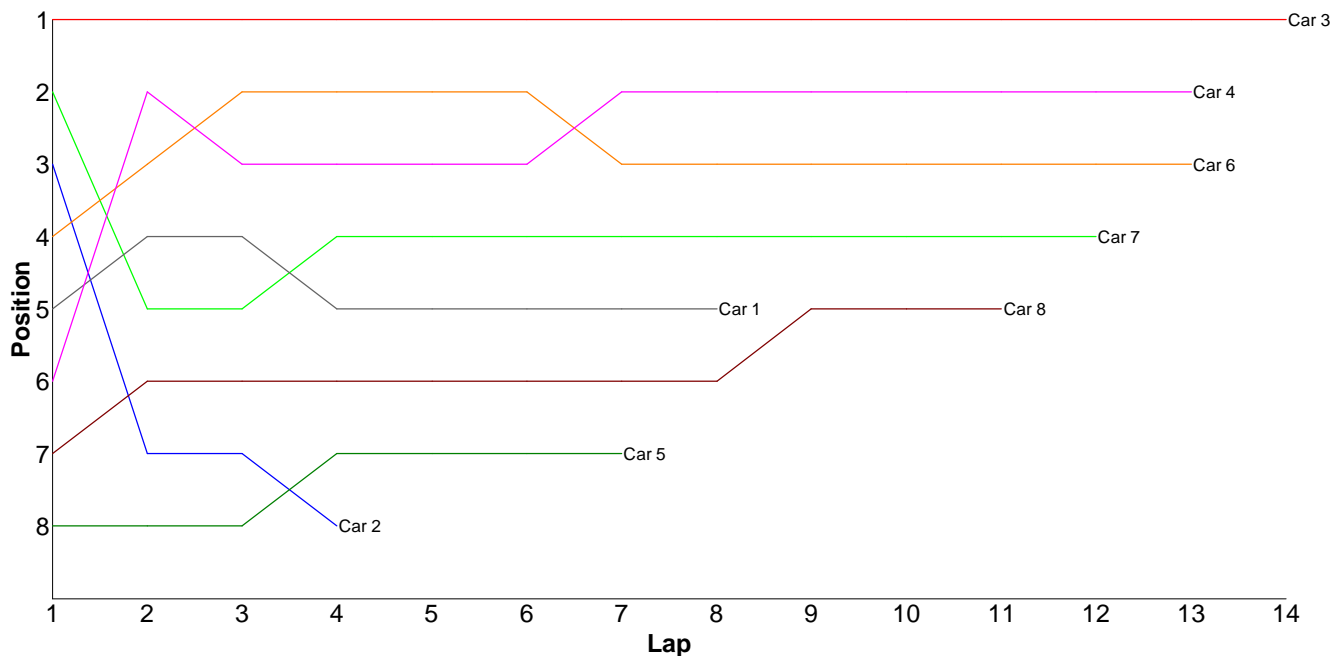
Lap	Car 1	Car 2	Car 3	Car 4	Car 5	Car 6
1	16.88	41.18	18.17	17.95	17.93	29.38
2	16.47	19.58	17.78	17.10	17.75	22.55
3	16.70		17.72	17.51	17.46	25.37
4	17.30		17.06	18.88	17.55	28.61
5	16.60		17.01	17.17	17.50	22.34
6	16.72		17.26	17.10	17.14	20.93
7	16.55		16.78	17.85	16.98	24.09
8	16.88		17.08	17.94	133.30	28.61
9	16.70		17.24	17.41	19.28	22.62
10	16.61		17.03	17.14	17.23	26.72
11	17.00		17.03	17.62	17.01	29.78
12	17.94		17.18	17.71		24.12
13	16.54		17.43	18.35		
14	16.54		17.41	18.67		
15	16.55		17.30	17.04		
16	16.63		22.21	17.71		
17	17.09		17.63	20.72		
18	16.64		17.58			
19						



Heat 7 - Round 3 (<GT>)

Pos	Car	Form	Name	Class	Member Type	Car Make	Result	Ave	Best
1	3		Rob Warren	GT2	2009xx	Associated	14 / 308.26	22.01	20.63
2	4		Tim Webb	GT3	2009xx	Associated	13 / 307.90	23.68	21.93
3	6		Jon Wilkins	GT2	2009xx	Associated	13 / 317.36	24.41	22.28
4	7		Scott Stokes	GT3	2009xx	Tamiya	12 / 308.01	25.66	22.98
5	8		David Chieng	GT3	2009xx	Tamiya	11 / 321.42	29.22	25.92
6	1		Nigel Moss	GT2	2010	CRC	8 / 215.50	26.93	23.94
7	5		Rob Baxter	GTP	2009xx	Associated	7 / 297.86	42.55	25.57
8	2		Dave Skelton	GT2	2010	Associated	4 / 274.27	68.56	23.12

Lap	Car 1	Car 2	Car 3	Car 4	Car 5	Car 6	Car 7	Car 8
1	25.26	23.12	22.44	25.33	67.56	24.84	22.98	26.20
2	24.23	46.68	21.27	22.93	50.61	24.64	31.80	37.55
3	28.85	44.47	20.63	25.12	27.77	22.42	26.17	28.46
4	31.08	160.00	22.25	25.75	33.66	22.44	23.56	26.65
5	29.50		21.47	22.37	56.63	24.32	24.72	30.68
6	24.04		21.41	23.56	36.06	24.95	24.74	26.48
7	28.60		22.30	23.59	25.57	30.61	23.13	25.92
8	23.94		21.91	22.38		24.94	28.51	26.02
9			20.96	21.93		23.76	24.50	34.57
10			21.64	22.02		22.28	25.44	28.90
11			21.45	24.19		23.29	25.16	29.99
12			27.98	25.10		26.28	27.30	
13			21.54	23.63		22.59		
14			21.01					
15								

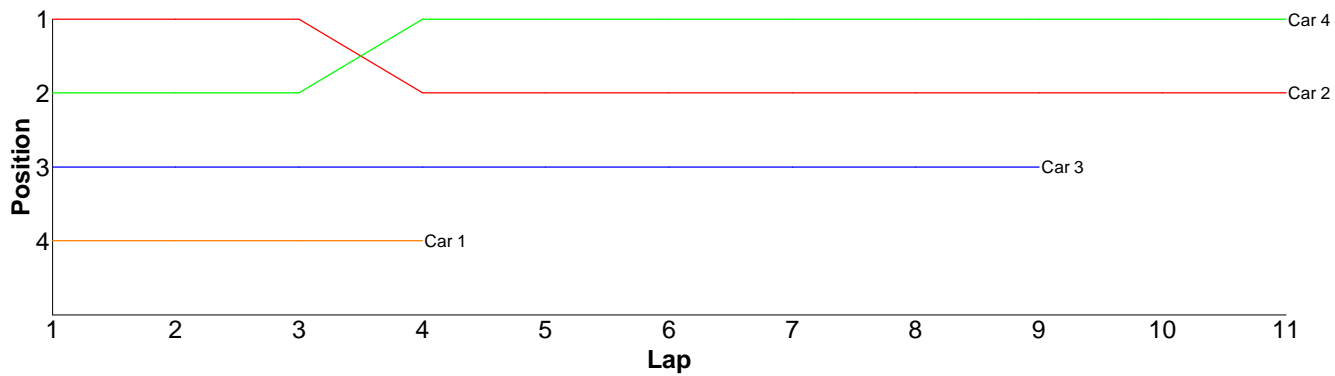


Heat 1 - Round 4 (Bikes)

Pos	Car	Form	Name	Member Type	Car Make	Result	Ave	Best
1	4	F1	Scott Adderson	2009xx		11 / 311.61	28.32	26.41
2	2	F1	Matt Tims	2009xx		11 / 317.11	28.82	25.40
3	3	F1	Dave Tims	2009xx		9 / 326.53	36.28	29.40
4	1	F1	Steve Leake	2009xx		4 / 307.06	76.76	25.71

Lap	Car 1	Car 2	Car 3	Car 4
-----	-------	-------	-------	-------

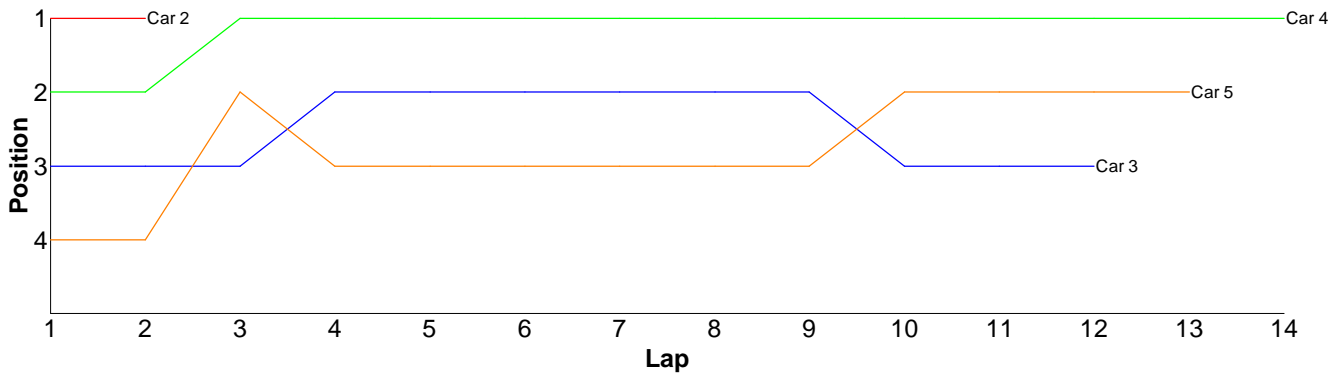
1	228.38	27.66	50.56	33.50
2	26.55	26.77	38.32	27.68
3	26.42	26.18	41.30	26.99
4	25.71	47.97	29.40	27.29
5		26.54	36.50	27.51
6		25.40	37.79	27.25
7		26.15	29.86	26.95
8		25.91	31.16	26.86
9		25.53	31.64	33.31
10		29.99		26.41
11		29.01		27.86
12				



Heat 2 - Round 4 (17.5 Sport)

Pos	Car	Form	Name	Member Type	Car Make	Result	Ave	Best
1	4	F2	Jack Warren (J)	2009xx	Xray	14 / 321.35	22.95	21.56
2	5	F2	David Chieng	2009xx	Tamiya	13 / 317.70	24.43	22.06
3	3	F2	Jason Elliot	V10	Associated	12 / 305.74	25.47	22.05
4	2	F2	Matthew Mills (J)	2009xx	Xray	2 / 42.72	21.36	21.29
5	1	F1	Jon Wilkins	2009xx	Schumacher	0 / 0.00	0.00	0.00

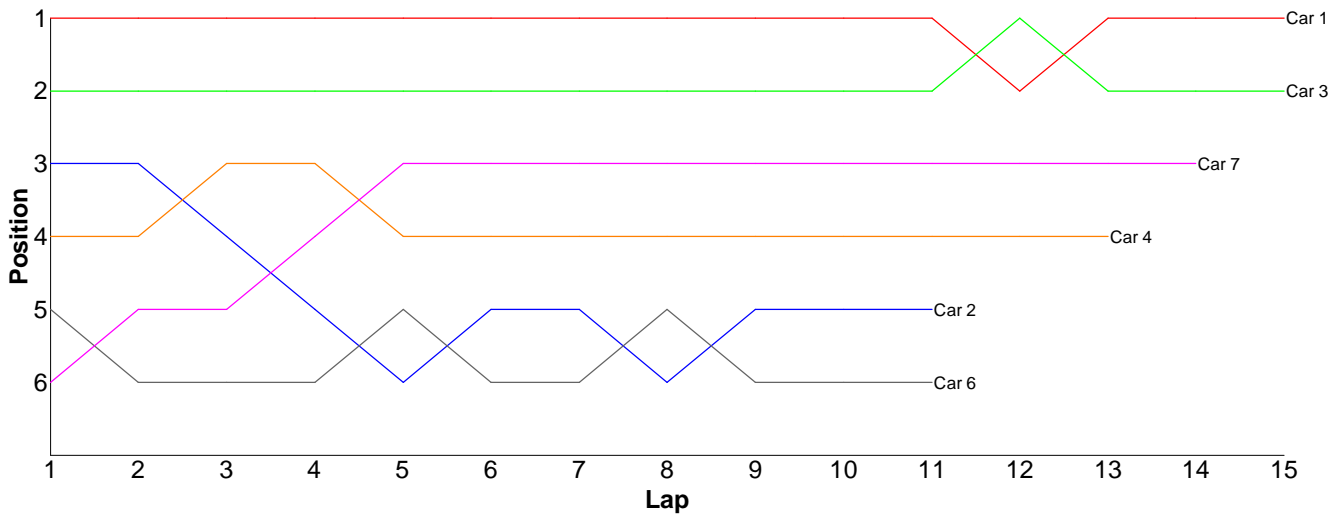
Lap	Car 1	Car 2	Car 3	Car 4	Car 5
1		21.29	29.20	22.28	29.45
2		21.43	26.57	22.94	28.43
3			25.27	23.66	23.15
4			23.51	22.69	24.15
5			22.22	21.78	23.48
6			22.05	22.88	27.01
7			27.23	21.99	24.12
8			24.71	21.56	22.44
9			24.59	21.60	25.63
10			30.00	21.88	22.89
11			24.58	21.93	22.49
12			25.81	28.59	22.40
13				22.43	22.06
14				25.14	
15					



Heat 3 - Round 4 (13.5 Stock)

Pos	Car	Form	Name	Member Type	Car Make	Result	Ave	Best
1	1	F2	Robin Francis	2010	Xray	15 / 304.64	20.30	19.20
2	3	F2	Scott Stokes	2009xx	Xray	15 / 305.45	20.36	19.35
3	7	F2	Gerald Page	2009xx	Tamiya	14 / 307.82	21.98	19.16
4	4	F2	Paul Taylor	2009xx	Schumacher	13 / 315.84	24.29	21.39
5	2	F2	Andrew Mills	2009xx	Xray	11 / 281.60	25.60	21.40
6	6	F2	Andy Lewis	2009xx	Hot Bodies	11 / 311.11	28.28	21.19
7	5		Martyn Pritchard	V10	Xray	0 / 0.00	0.00	0.00

Lap	Car 1	Car 2	Car 3	Car 4	Car 5	Car 6	Car 7
1	19.20	22.60	20.63	23.62		30.21	31.34
2	20.36	23.14	22.03	23.20		23.62	21.73
3	19.44	27.46	22.13	23.24		32.12	22.38
4	20.37	35.83	19.56	21.77		25.71	21.01
5	19.91	26.06	20.06	30.84		23.35	19.77
6	19.67	25.86	22.01	22.56		35.78	23.59
7	19.83	32.75	20.07	21.39		23.20	19.97
8	20.05	23.29	19.62	21.98		21.19	20.83
9	21.65	21.40	20.23	25.55		42.65	29.84
10	21.53	21.41	20.55	26.48		30.13	19.16
11	19.73	21.80	20.18	29.93		23.15	19.56
12	24.91		19.49	22.74			19.54
13	19.44		19.68	22.54			19.64
14	19.24		19.86				19.46
15	19.31		19.35				
16							

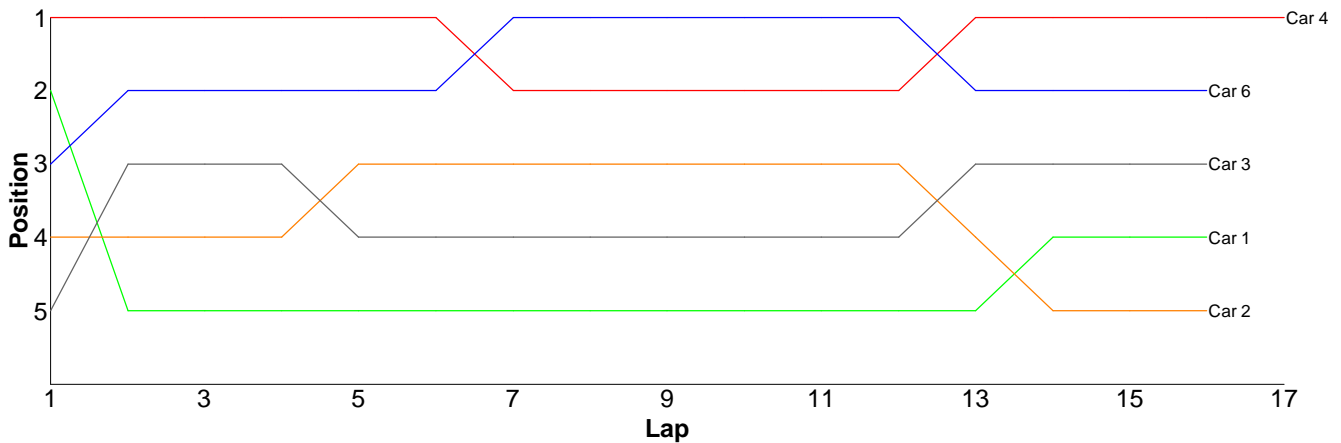


Heat 4 - Round 4 (13.5 Stock)

Pos	Car	Form	Name	Member Type	Car Make	Result	Ave	Best
1	4		Brian Killick	2009xx	Xray	17 / 312.04	18.35	17.89
2	6		Neil Talbot	2009xx	Xray	16 / 301.02	18.81	17.90
3	3	F2	Chris Graco	2009xx	Xray	16 / 304.16	19.01	18.16
4	1	F2	Ian Cairns	2009xx	Schumacher	16 / 308.04	19.25	18.24
5	2	F2	Kieran Stokes (J)	2009xx	Xray	16 / 308.82	19.30	18.10
6	5		Tim Webb	2009xx	Hot Bodies	0 / 0.00	0.00	0.00

Lap	Car 1	Car 2	Car 3	Car 4	Car 5	Car 6
-----	-------	-------	-------	-------	-------	-------

1	18.82	19.42	20.00	18.31		18.97
2	26.05	21.04	18.99	18.81		19.10
3	21.56	19.19	18.84	18.20		18.71
4	18.67	19.09	18.91	18.35		18.58
5	18.42	18.81	23.95	18.01		18.51
6	18.89	18.20	18.67	19.97		18.11
7	18.97	18.17	18.61	18.35		17.90
8	18.60	18.30	18.25	18.90		18.40
9	18.24	18.59	18.34	17.90		18.00
10	18.48	18.10	18.40	18.63		18.22
11	18.34	18.42	18.51	17.98		18.00
12	18.51	23.08	19.12	17.89		18.04
13	18.79	21.11	18.45	18.04		25.25
14	18.26	20.30	18.16	17.94		17.99
15	18.56	18.48	18.24	18.19		18.95
16	18.88	18.52	18.72	18.17		18.29
17				18.40		
18						

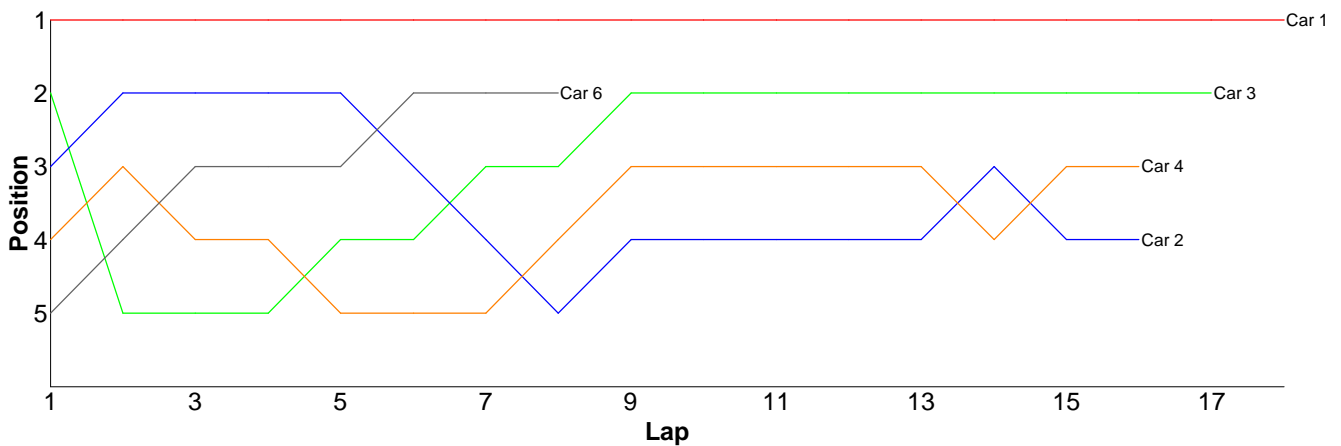


Heat 5 - Round 4 (13.5 Stock)

Pos	Car	Form	Name	Member Type	Car Make	Result	Ave	Best
1	1	F1	Rob Baxter	2009xx	Xray	18 / 313.20	17.40	17.11
2	3	F1	James Davis	2009xx	Tamiya	17 / 307.98	18.11	17.36
3	4	F2	Kevin Bissell	2009xx	Xray	16 / 304.27	19.01	18.23
4	2	F1	David Cliff	2009xx	Schumacher	16 / 312.96	19.56	17.68
5	6	F2	Nick Adams	2010	Xray	8 / 147.93	18.49	17.14
6	5	F2	Adrian Morrish	2009xx	Xray	0 / 0.00	0.00	0.00

Lap	Car 1	Car 2	Car 3	Car 4	Car 5	Car 6
-----	-------	-------	-------	-------	-------	-------

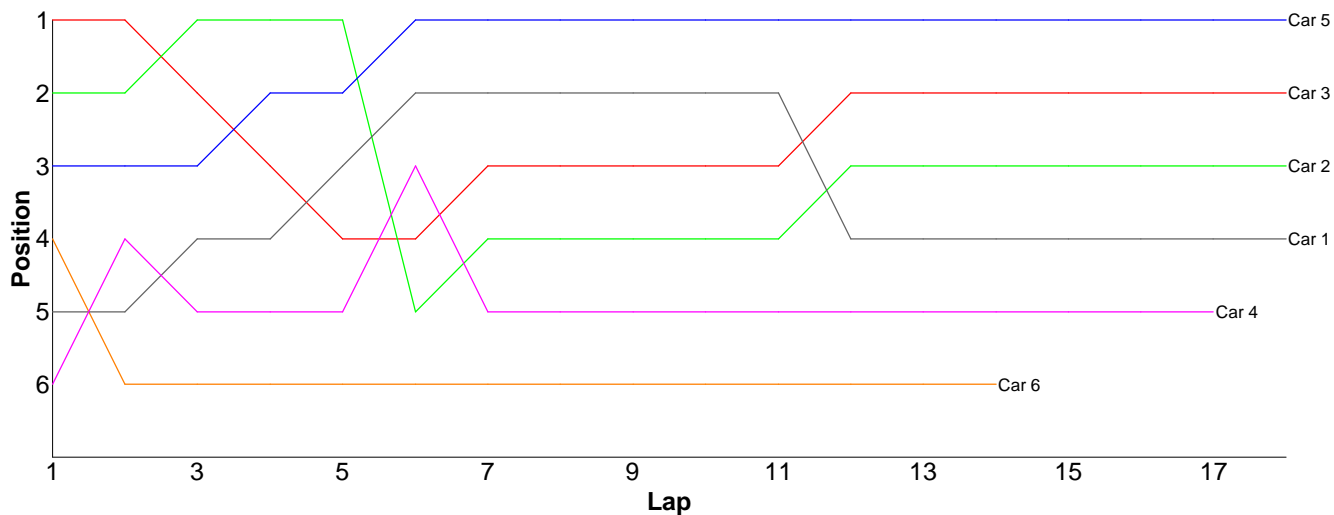
1	17.36	18.45	18.31	19.00		19.74
2	17.42	18.12	23.45	19.07		19.17
3	17.62	18.54	18.26	20.27		17.86
4	17.40	19.84	18.01	19.52		18.83
5	17.40	17.94	17.89	18.95		17.59
6	17.19	18.61	17.39	18.76		17.14
7	17.71	20.30	17.36	18.62		17.42
8	17.30	24.50	17.81	18.87		20.18
9	17.42	19.46	17.63	19.69		
10	17.75	17.68	17.85	18.96		
11	17.25	18.30	17.36	18.32		
12	17.34	18.07	17.69	18.23		
13	17.24	18.95	17.90	20.48		
14	17.25	18.03	17.91	18.35		
15	17.58	18.91	18.02	18.55		
16	17.41	27.26	17.52	18.63		
17	17.11		17.62			
18	17.45					
19						



Heat 6 - Round 4 (10.5 ProStk)

Pos	Car	Form	Name	Member Type	Car Make	Result	Ave	Best
1	5	F2	Kieran Clift (J)	2009xx	Xray	18 / 302.85	16.82	16.16
2	3	F1	John Zottl	2009xx	Xray	18 / 307.17	17.06	16.29
3	2	F1	Jay Westwood	2009xx	Schumacher	18 / 308.91	17.16	15.95
4	1	F1	Glen Westwood	2009xx	Schumacher	18 / 311.99	17.33	15.82
5	4	F1	Matthew Quinlisk	2009xx	Hot Bodies	17 / 303.31	17.84	16.19
6	6	F2	Stephen Mills	2009xx	Schumacher	14 / 309.02	22.07	18.16

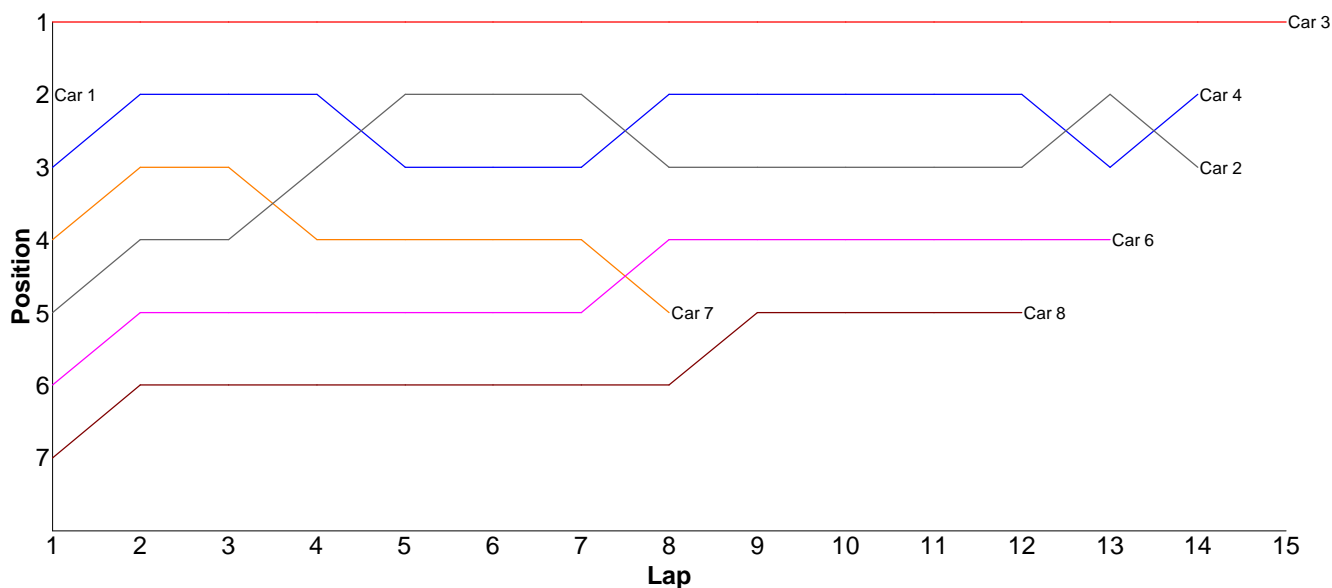
Lap	Car 1	Car 2	Car 3	Car 4	Car 5	Car 6
1	23.20	18.78	17.90	23.23	20.03	22.38
2	17.01	16.28	17.14	16.42	17.88	19.64
3	15.99	16.60	16.83	17.08	16.97	19.03
4	16.07	16.39	20.26	16.33	16.59	18.90
5	16.08	17.45	17.09	16.21	16.25	24.00
6	16.67	23.35	16.67	16.19	16.61	28.59
7	16.23	16.78	19.40	22.91	16.65	19.59
8	16.34	17.00	16.67	16.59	16.40	21.43
9	16.30	15.95	16.29	17.18	16.44	26.69
10	19.89	18.44	16.58	16.65	16.58	28.31
11	15.83	16.88	16.72	17.18	16.51	19.30
12	21.14	16.37	16.61	21.68	16.52	22.85
13	16.41	16.29	16.46	17.18	16.60	20.15
14	16.53	16.36	16.53	17.95	16.22	18.16
15	17.10	16.15	16.39	16.56	16.52	
16	15.83	15.97	16.41	17.38	16.16	
17	15.82	16.53	16.69	16.59	16.39	
18	19.55	17.34	16.53		17.53	
19						



Heat 7 - Round 4 (<GT>)

Pos	Car	Form	Name	Class	Member Type	Car Make	Result	Ave	Best
1	3		Rob Warren	GT2	2009xx	Associated	15 / 311.31	20.75	19.70
2	4		Tim Webb	GT3	2009xx	Associated	14 / 321.69	22.97	21.33
3	2		Dave Skelton	GT2	2010	Associated	14 / 327.77	23.41	20.00
4	6		Jon Wilkins	GT2	2009xx	Associated	13 / 321.03	24.69	21.04
5	8		David Chieng	GT3	2009xx	Tamiya	12 / 327.65	27.30	23.35
6	7		Scott Stokes	GT3	2009xx	Tamiya	8 / 213.17	26.64	22.20
7	1		Nigel Moss	GT2	2010	CRC	1 / 21.78	21.78	21.78
8	5		Rob Baxter	GTP	2009xx	Associated	0 / 0.00	0.00	0.00

Lap	Car 1	Car 2	Car 3	Car 4	Car 5	Car 6	Car 7	Car 8
1	21.78	28.09	20.73	22.16		28.24	23.58	36.45
2		22.46	20.80	21.33		23.68	25.12	27.51
3		21.63	20.05	22.39		27.09	22.77	23.43
4		21.88	21.95	24.73		26.19	31.50	25.75
5		20.32	20.73	25.41		27.49	26.09	27.86
6		22.38	19.91	22.06		27.94	28.00	23.35
7		23.09	20.39	23.28		24.97	22.20	33.47
8		28.64	19.70	22.25		22.94	33.91	24.98
9		21.39	21.15	22.14		22.52		27.07
10		27.84	23.03	22.97		25.36		24.61
11		20.38	20.39	21.51		21.24		25.15
12		20.00	20.50	25.77		21.04		28.02
13		20.94	21.10	23.35		22.33		
14		28.73	20.40	22.34				
15			20.48					
16								

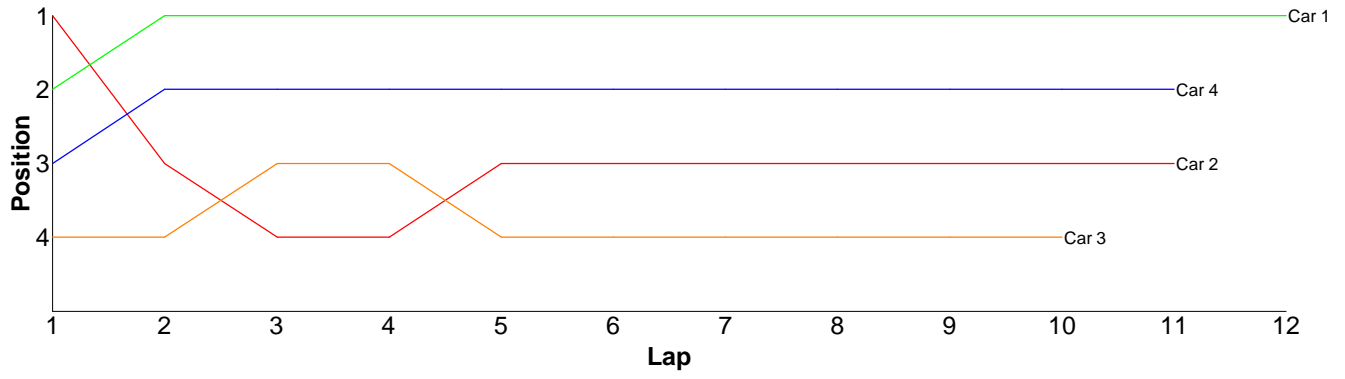


Heat 1 - Round 5 (Bikes)

Pos	Car	Form	Name	Member Type	Car Make	Result	Ave	Best
1	1	F1	Steve Leake	2009xx		12 / 306.10	25.50	25.03
2	4	F1	Scott Adderson	2009xx		11 / 301.74	27.43	26.04
3	2	F1	Matt Tims	2009xx		11 / 306.43	27.85	23.76
4	3	F1	Dave Tims	2009xx		10 / 302.83	30.28	26.64

Lap	Car 1	Car 2	Car 3	Car 4
-----	-------	-------	-------	-------

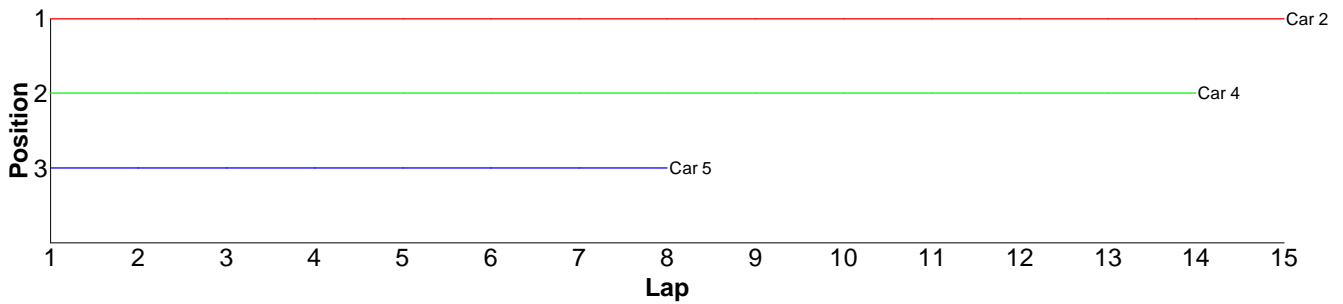
1	26.68	24.49	29.12	26.86
2	25.35	31.89	27.67	27.42
3	25.70	41.39	26.99	27.02
4	25.65	24.82	31.21	29.13
5	25.27	23.76	37.89	26.57
6	25.43	24.09	32.71	26.19
7	25.03	37.46	26.90	26.11
8	25.45	24.78	33.25	32.12
9	25.65	24.35	30.45	27.68
10	25.15	24.13	26.64	26.60
11	25.60	25.27		26.04
12	25.14			
13				



Heat 2 - Round 5 (17.5 Sport)

Pos	Car	Form	Name	Member Type	Car Make	Result	Ave	Best
1	2	F2	Matthew Mills (J)	2009xx	Xray	15 / 319.89	21.32	19.76
2	4	F2	Jack Warren (J)	2009xx	Xray	14 / 307.23	21.94	20.69
3	5	F2	David Chieng	2009xx	Tamiya	8 / 228.62	28.57	23.80
=4	1	F1	Jon Wilkins	2009xx	Schumacher	0 / 0.00	0.00	0.00
=4	3	F2	Jason Elliot	V10	Associated	0 / 0.00	0.00	0.00

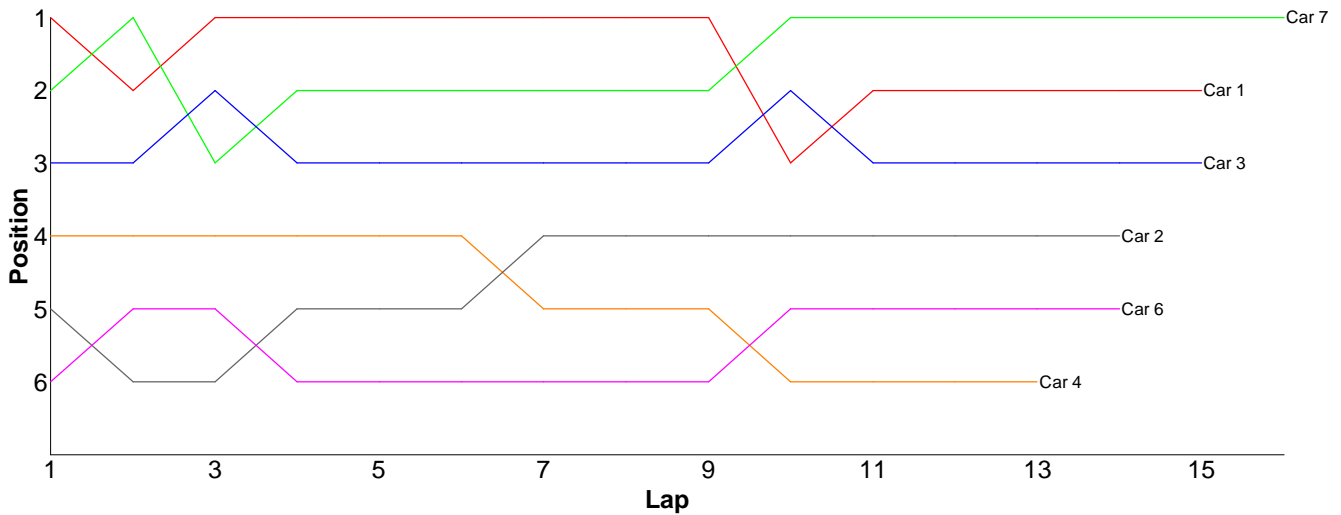
Lap	Car 1	Car 2	Car 3	Car 4	Car 5
1		20.33		22.06	27.80
2		21.17		25.31	27.92
3		19.81		21.89	24.43
4		24.76		22.29	26.11
5		20.08		22.44	34.22
6		21.06		22.88	23.80
7		22.07		23.14	28.78
8		20.18		21.06	35.56
9		19.76		21.56	
10		20.48		20.72	
11		26.75		20.78	
12		20.75		20.97	
13		20.37		21.44	
14		20.17		20.69	
15		22.15			
16					



Heat 3 - Round 5 (13.5 Stock)

Pos	Car	Form	Name	Member Type	Car Make	Result	Ave	Best
1	7	F2	Gerald Page	2009xx	Tamiya	16 / 314.85	19.67	18.46
2	1	F2	Robin Francis	2010	Xray	15 / 304.55	20.30	18.34
3	3	F2	Scott Stokes	2009xx	Xray	15 / 307.26	20.48	18.52
4	2	F2	Andrew Mills	2009xx	Xray	14 / 307.75	21.98	19.82
5	6	F2	Andy Lewis	2009xx	Hot Bodies	14 / 320.80	22.91	21.27
6	4	F2	Paul Taylor	2009xx	Schumacher	13 / 320.65	24.66	21.58
7	5		Martyn Pritchard	V10	Xray	0 / 0.00	0.00	0.00

Lap	Car 1	Car 2	Car 3	Car 4	Car 5	Car 6	Car 7
1	19.33	22.73	21.95	22.60		25.70	19.95
2	21.68	32.37	19.75	22.16		23.90	19.42
3	19.79	20.93	20.64	21.58		24.45	25.19
4	18.43	21.22	20.83	23.82		25.12	18.60
5	18.48	21.37	20.10	23.54		22.72	19.28
6	18.48	21.86	20.52	23.48		22.66	19.57
7	19.17	20.42	19.36	23.77		21.49	18.83
8	20.57	19.82	19.23	22.71		23.27	18.86
9	18.34	20.52	18.95	24.53		22.43	18.57
10	29.75	20.11	21.24	37.55		22.46	19.22
11	20.06	20.09	28.36	23.84		21.53	22.50
12	21.20	25.74	18.65	27.64		21.27	19.08
13	18.42	20.12	19.74	23.43		21.79	18.96
14	21.53	20.45	18.52			22.01	18.46
15	19.32		19.42				19.68
16							18.68
17							

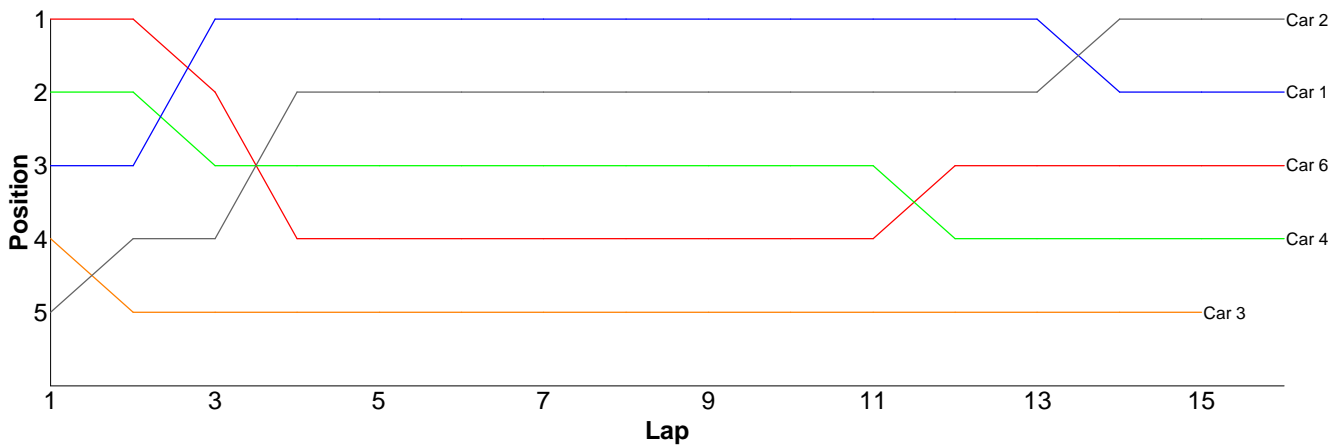


Heat 4 - Round 5 (13.5 Stock)

Pos	Car	Form	Name	Member Type	Car Make	Result	Ave	Best
1	2	F2	Kieran Stokes (J)	2009xx	Xray	16 / 301.88	18.86	17.68
2	1	F2	Ian Cairns	2009xx	Schumacher	16 / 301.90	18.86	18.06
3	6		Neil Talbot	2009xx	Xray	16 / 312.89	19.55	18.43
4	4		Brian Killick	2009xx	Xray	16 / 313.15	19.57	18.02
5	3	F2	Chris Graco	2009xx	Xray	15 / 315.34	21.02	19.37
6	5		Tim Webb	2009xx	Hot Bodies	0 / 0.00	0.00	0.00

Lap	Car 1	Car 2	Car 3	Car 4	Car 5	Car 6
-----	-------	-------	-------	-------	-------	-------

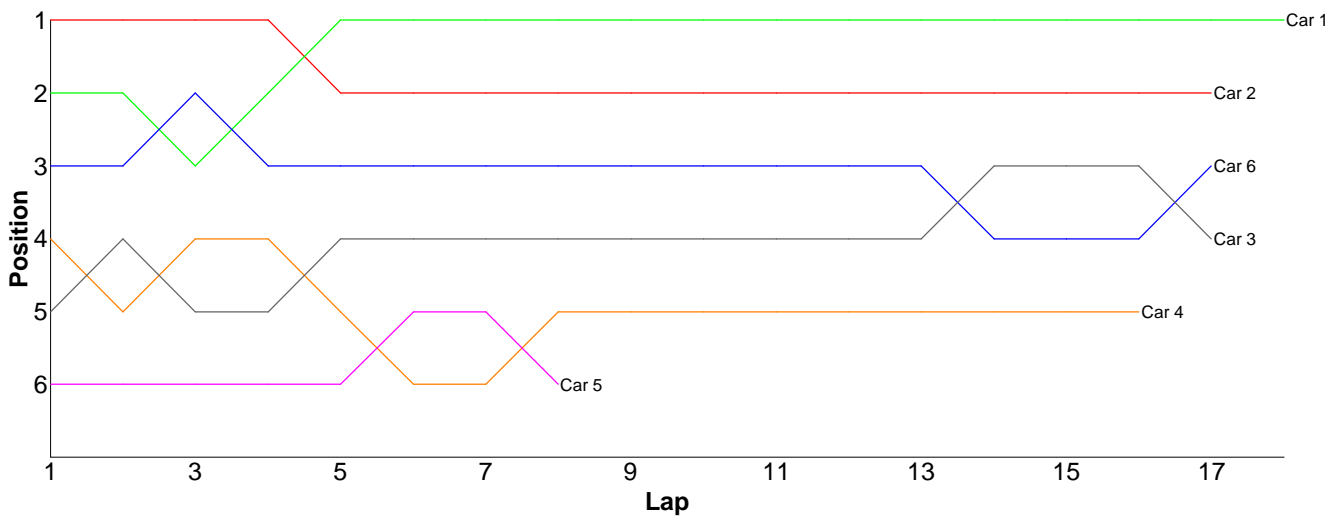
1	20.02	26.35	23.16	19.98		19.68
2	18.87	18.45	26.35	18.72		18.89
3	18.36	18.52	20.32	24.61		19.04
4	18.41	18.49	20.97	19.45		27.00
5	18.90	18.36	20.06	18.82		18.63
6	18.43	18.47	19.87	18.65		18.69
7	19.26	18.68	21.30	18.02		18.43
8	18.59	18.09	20.90	19.07		19.05
9	18.66	18.29	22.14	18.50		18.47
10	18.38	18.67	20.08	19.57		18.69
11	18.19	17.80	19.69	18.83		19.32
12	22.51	19.10	20.48	21.54		19.42
13	18.08	18.41	19.77	21.06		19.76
14	18.77	17.68	20.88	19.11		19.26
15	18.06	18.05	19.37	18.25		18.66
16	18.41	18.47		18.97		19.90
17						



Heat 5 - Round 5 (13.5 Stock)

Pos	Car	Form	Name	Member Type	Car Make	Result	Ave	Best
1	1	F1	Rob Baxter	2009xx	Xray	18 / 315.12	17.50	16.82
2	2	F1	David Clift	2009xx	Schumacher	17 / 300.35	17.66	17.09
3	6	F2	Nick Adams	2010	Xray	17 / 314.35	18.49	17.63
4	3	F1	James Davis	2009xx	Tamiya	17 / 318.23	18.71	18.03
5	4	F2	Kevin Bissell	2009xx	Xray	16 / 312.48	19.53	18.06
6	5	F2	Adrian Morrish	2009xx	Xray	8 / 151.87	18.98	18.25

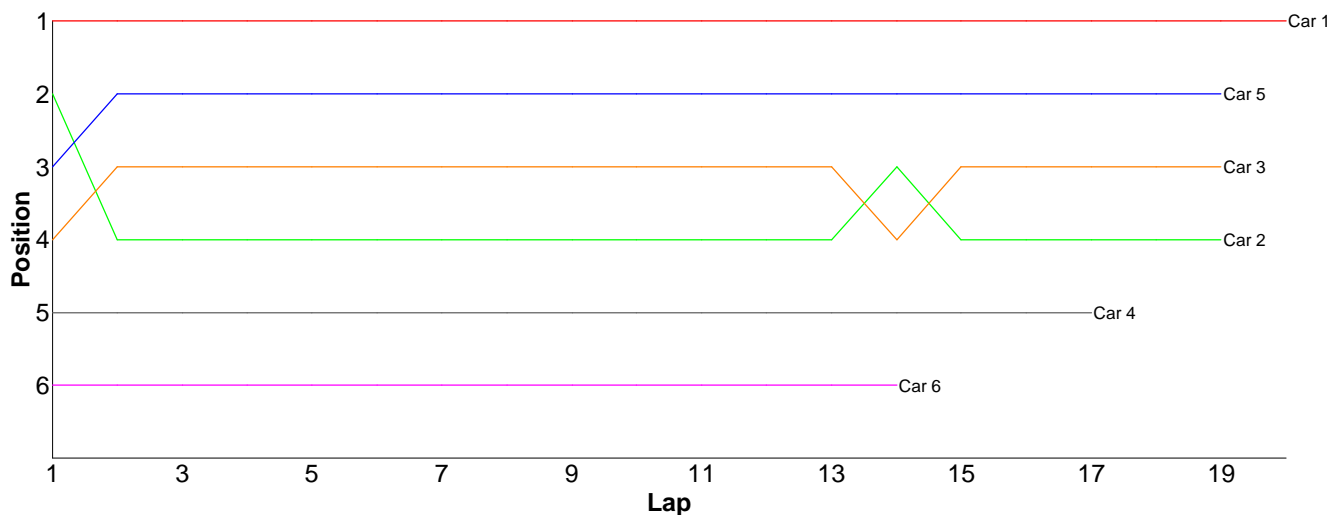
Lap	Car 1	Car 2	Car 3	Car 4	Car 5	Car 6
1	17.45	17.39	18.53	18.46	20.57	18.22
2	17.57	17.28	18.93	19.21	19.02	18.39
3	19.74	17.64	18.66	18.21	18.57	17.96
4	17.12	17.50	18.44	18.39	18.77	18.24
5	17.34	20.90	18.03	20.77	18.56	18.32
6	17.08	18.10	18.96	20.02	18.25	18.98
7	17.06	17.09	18.24	18.26	19.31	18.07
8	17.79	17.90	18.65	18.11	18.82	17.87
9	17.10	17.63	18.55	18.49		17.93
10	16.97	17.72	18.18	19.76		18.12
11	17.37	17.36	18.04	22.29		20.48
12	19.64	17.19	18.34	18.19		18.26
13	17.09	17.10	18.27	18.06		18.33
14	17.17	17.61	18.13	18.20		21.26
15	17.63	17.18	18.80	19.65		17.63
16	17.10	17.36	18.75	26.41		18.42
17	17.08	17.40	22.73			17.87
18	16.82					
19						



Heat 6 - Round 5 (10.5 ProStk)

Pos	Car	Form	Name	Member Type	Car Make	Result	Ave	Best
1	1	F1	Glen Westwood	2009xx	Schumacher	20 / 315.00	15.75	15.32
2	5	F2	Kieran Clift (J)	2009xx	Xray	19 / 304.63	16.03	15.71
3	3	F1	John Zottl	2009xx	Xray	19 / 309.14	16.27	15.74
4	2	F1	Jay Westwood	2009xx	Schumacher	19 / 314.93	16.57	15.35
5	4	F1	MatthewQuinlisk	2009xx	Hot Bodies	17 / 301.03	17.70	16.60
6	6	F2	Stephen Mills	2009xx	Schumacher	14 / 311.25	22.23	18.39

Lap	Car 1	Car 2	Car 3	Car 4	Car 5	Car 6
1	15.32	15.77	16.92	17.73	15.99	25.23
2	15.83	17.89	16.05	17.26	15.84	22.72
3	15.56	15.86	15.92	16.82	16.09	22.91
4	15.90	17.61	15.89	16.83	15.75	21.97
5	15.54	15.73	15.74	21.29	16.02	19.11
6	15.38	16.52	16.14	21.94	15.86	26.61
7	15.93	16.53	16.40	16.95	15.73	26.59
8	16.02	15.72	15.85	16.78	16.14	22.38
9	15.77	15.93	16.06	18.20	15.94	19.30
10	15.61	16.21	15.96	16.82	16.20	27.69
11	15.50	15.42	15.84	16.60	16.05	19.04
12	15.71	16.45	17.77	16.70	15.71	18.39
13	15.64	15.72	16.17	17.61	16.09	20.16
14	15.48	15.48	16.48	17.34	16.00	19.15
15	16.10	20.43	16.61	18.20	16.57	
16	16.06	15.77	16.83	17.10	16.43	
17	16.21	15.65	16.29	16.86	16.30	
18	15.59	15.35	16.12		15.93	
19	16.04	20.89	16.10		15.99	
20	15.81					
21						



Heat 7 - Round 5 (<GT>)

Pos	Car	Form	Name	Class	Member Type	Car Make	Result	Ave	Best
1	6		Jon Wilkins	GT2	2009xx	Associated	16 / 319.41	19.96	18.28
2	1		Nigel Moss	GT2	2010	CRC	15 / 309.28	20.61	18.43
3	3		Rob Warren	GT2	2009xx	Associated	15 / 313.96	20.93	19.78
4	2		Dave Skelton	GT2	2010	Associated	15 / 315.81	21.05	19.61
5	4		Tim Webb	GT3	2009xx	Associated	13 / 310.97	23.92	20.78
6	8		David Chieng	GT3	2009xx	Tamiya	11 / 314.65	28.60	23.99
7	7		Scott Stokes	GT3	2009xx	Tamiya	9 / 218.89	24.32	21.32
8	5		Rob Baxter	GTP	2009xx	Associated	0 / 0.00	0.00	0.00

Lap	Car 1	Car 2	Car 3	Car 4	Car 5	Car 6	Car 7	Car 8
1	26.93	21.12	23.53	23.09		19.52	24.14	26.75
2	18.77	23.24	20.01	21.82		19.09	23.28	24.92
3	21.36	20.92	20.26	21.04		18.67	26.78	35.32
4	18.43	19.61	25.65	20.78		20.23	31.16	23.99
5	20.65	20.54	21.91	26.64		19.97	24.45	27.92
6	28.47	20.23	20.63	29.68		19.54	22.07	37.25
7	18.49	20.03	20.46	22.14		25.42	24.11	28.92
8	19.13	20.55	20.26	21.63		19.04	21.32	25.40
9	19.11	21.01	20.01	21.70		19.86	21.58	26.36
10	20.09	21.05	20.15	22.44		24.52		31.89
11	20.31	20.33	20.55	26.15		18.78		25.93
12	18.92	21.66	19.89	29.77		18.28		
13	18.74	22.42	20.52	24.09		19.39		
14	19.95	20.38	20.35			18.95		
15	19.93	22.72	19.78			18.47		
16						19.68		
17								

