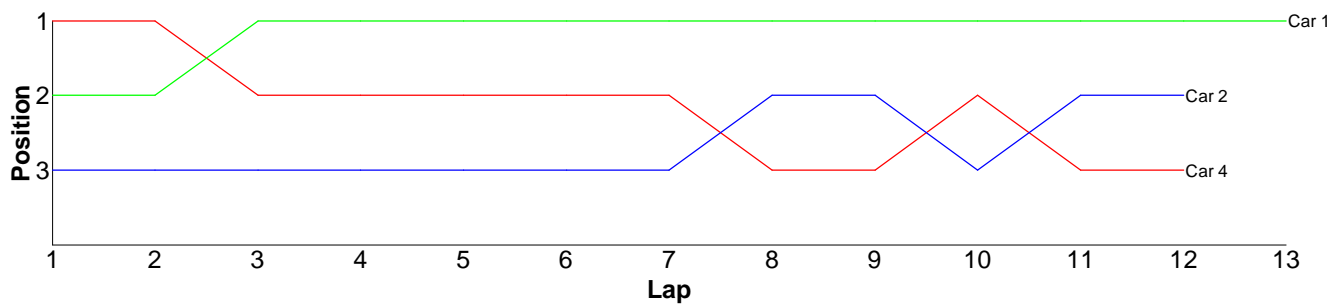


Race Results

Bikes - A Final

Pos	Car	Form	Name	Member Type	Car Make	Result	Ave	Best
1	1	F1	Steve Leake	2009xx		13 / 322.31	24.79	24.55
2	2	F1	Scott Adderson	2009xx		12 / 322.80	26.90	25.51
3	4	F1	Dave Tims	2009xx		12 / 324.37	27.03	26.00
4	3	F1	Matt Tims	2009xx		0 / 0.00	0.00	0.00

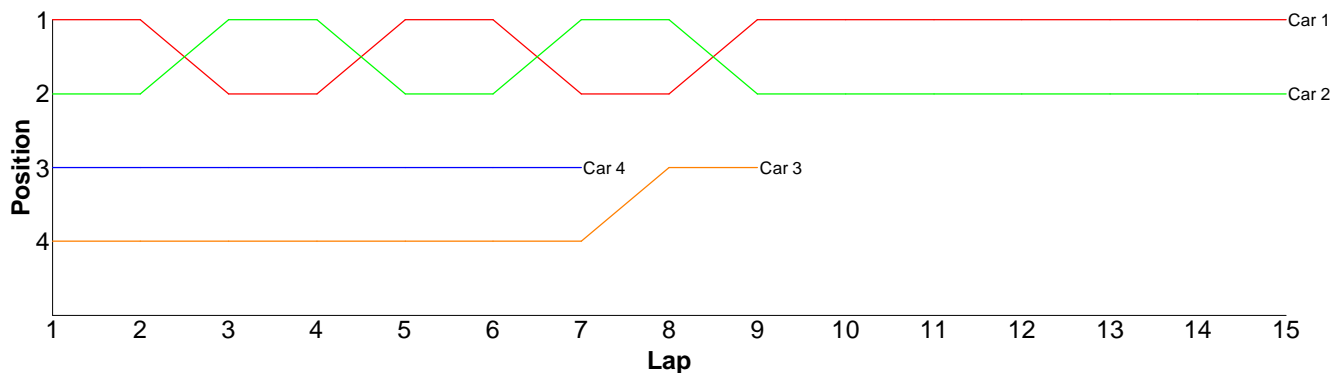
Lap	Car 1	Car 2	Car 3	Car 4
1	20.31	24.14		18.18
2	25.15	30.64		27.03
3	25.51	27.32		27.38
4	25.18	25.90		31.65
5	24.99	26.52		28.35
6	25.05	25.51		26.60
7	24.74	25.73		26.00
8	24.55	26.59		27.69
9	24.91	26.74		26.73
10	25.54	30.95		29.07
11	25.35	26.01		29.47
12	25.83	26.75		26.22
13	25.20			
14				



17.5 Sport - A Final

Pos	Car	Form	Name	Member Type	Car Make	Result	Ave	Best
1	1	F2	Matthew Mills (J)	2009xx	Xray	15 / 302.20	20.14	19.81
2	2	F2	Jack Warren (J)	2009xx	Xray	15 / 308.34	20.55	20.17
3	3	F2	David Chieng	2009xx	Tamiya	9 / 310.02	34.44	21.76
4	4	F2	Jason Elliot	V10	Associated	7 / 154.64	22.09	21.65

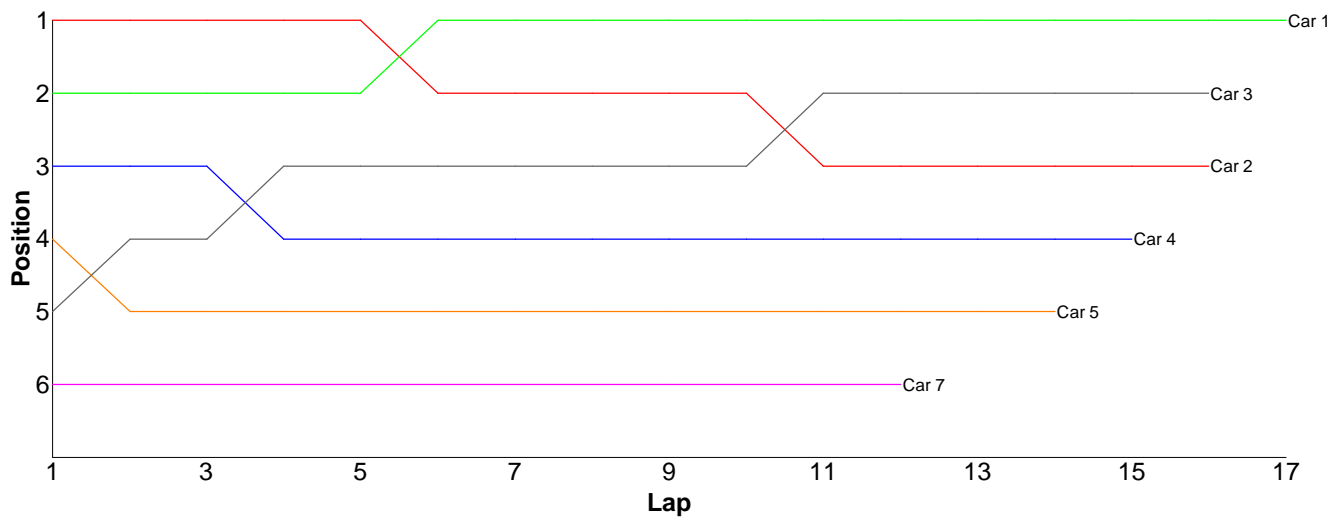
Lap	Car 1	Car 2	Car 3	Car 4
1	11.41	11.75	20.92	15.39
2	21.14	20.87	34.88	21.65
3	20.48	20.17	108.76	25.81
4	20.13	20.23	28.15	22.40
5	20.05	21.64	24.51	21.90
6	21.41	20.70	25.02	22.69
7	23.92	21.91	22.21	24.80
8	20.58	21.28	23.81	
9	19.81	21.84	21.76	
10	19.95	22.97		
11	20.14	21.34		
12	20.94	20.55		
13	21.29	20.62		
14	20.82	20.53		
15	20.13	21.94		
16				



13.5 Stock - B Final

Pos	Car	Form	Name	Member Type	Car Make	Result	Ave	Best
1	1	F2	Gerald Page	2009xx	Tamiya	17 / 316.85	18.63	18.18
2	3	F2	Scott Stokes	2009xx	Xray	16 / 308.33	19.27	18.50
3	2	F2	Robin Francis	2010	Xray	16 / 313.54	19.59	17.89
4	4	F2	Andrew Mills	2009xx	Xray	15 / 306.24	20.41	20.11
5	5	F2	Andy Lewis	2009xx	Hot Bodies	14 / 307.15	21.93	20.08
6	7	F2	Paul Taylor	2009xx	Schumacher	12 / 300.62	25.05	20.76
=7	6	F2	Adrian Morrish	2009xx	Xray	0 / 0.00	0.00	0.00
=7	8		Martyn Pritchard	V10	Xray	0 / 0.00	0.00	0.00

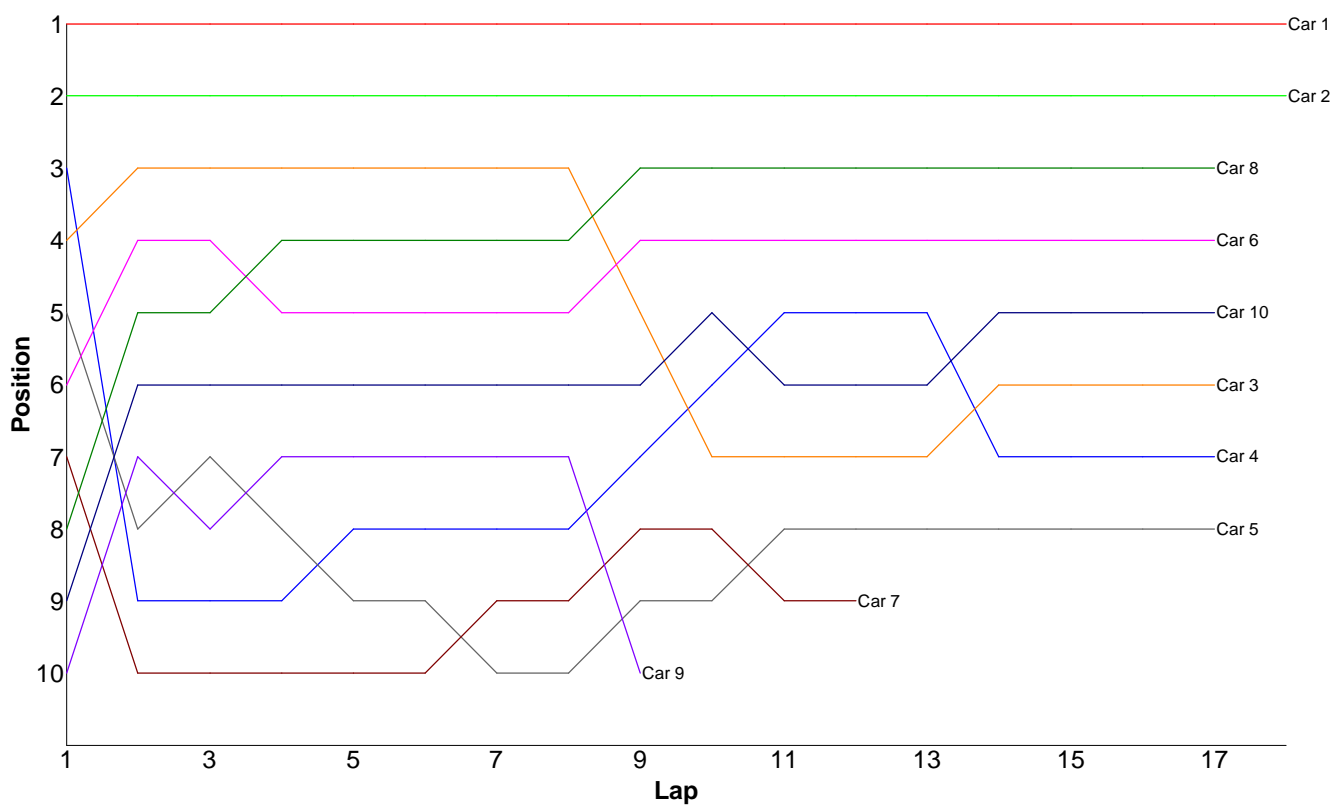
Lap	Car 1	Car 2	Car 3	Car 4	Car 5	Car 6	Car 7	Car 8
1	11.63	10.60	15.88	12.40	14.98		27.75	
2	19.73	19.48	20.13	20.27	22.04		28.64	
3	18.63	18.11	18.92	21.47	23.61		24.17	
4	18.27	18.40	19.81	20.84	21.60		29.07	
5	18.27	17.89	19.85	20.19	21.71		22.67	
6	22.27	26.30	19.30	20.15	20.94		25.23	
7	18.70	19.79	18.86	20.26	21.59		20.76	
8	18.66	19.28	21.50	21.59	20.08		26.57	
9	18.61	18.81	18.50	20.11	27.83		23.51	
10	18.76	18.84	18.54	20.20	21.94		27.22	
11	18.64	24.76	18.85	20.72	22.09		24.21	
12	18.69	19.97	18.98	23.90	22.89		20.82	
13	18.18	18.45	19.77	20.36	23.43			
14	19.44	21.59	20.34	23.43	22.42			
15	20.66	21.77	19.16	20.35				
16	18.91	19.50	19.94					
17	18.80							
18								



13.5 Stock - A Final

Pos	Car	Form	Name	Member Type	Car Make	Result	Ave	Best
1	1	F1	Rob Baxter	2009xx	Xray	18 / 300.26	16.68	16.62
2	2	F1	David Clift	2009xx	Schumacher	18 / 303.08	16.83	16.62
3	8	F2	Ian Cairns	2009xx	Schumacher	17 / 301.75	17.75	17.27
4	6		Neil Talbot	2009xx	Xray	17 / 306.54	18.03	17.44
5	10	F2	Kevin Bissell	2009xx	Xray	17 / 307.29	18.07	17.62
6	3	F1	James Davis	2009xx	Tamiya	17 / 311.65	18.33	18.00
7	4		Brian Killick	2009xx	Xray	17 / 311.87	18.34	17.39
8	5	F2	Nick Adams	2010	Xray	17 / 314.02	18.47	17.16
9	7	F2	Kieran Stokes (J)	2009xx	Xray	12 / 237.54	19.79	17.69
10	9	F2	Chris Graco	2009xx	Xray	9 / 177.16	19.68	17.53

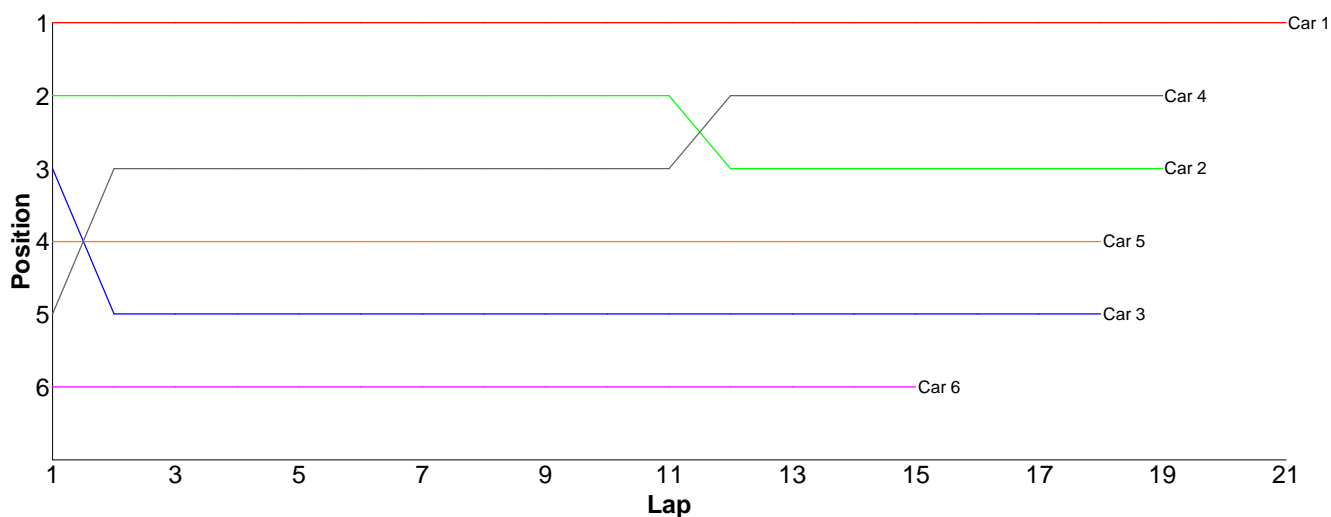
Lap	Car 1	Car 2	Car 3	Car 4	Car 5	Car 6	Car 7	Car 8	Car 9	Car 10
1	9.19	9.98	11.03	10.94	11.27	11.39	11.68	11.88	13.54	13.12
2	16.78	17.01	18.89	26.64	21.95	19.18	27.03	19.70	19.65	18.98
3	17.32	17.17	18.03	17.99	17.99	18.85	18.88	18.05	19.02	18.91
4	16.89	17.04	18.03	17.78	21.38	18.74	18.34	18.03	18.34	18.12
5	16.97	20.46	18.20	17.97	19.03	18.60	18.65	18.08	18.01	18.26
6	16.97	17.16	18.04	17.61	19.20	18.24	17.69	17.98	18.15	18.21
7	17.55	16.75	18.64	17.40	25.51	17.44	20.97	17.99	18.04	18.41
8	17.17	17.21	18.43	17.39	17.45	18.23	18.27	18.27	17.53	17.62
9	16.85	17.20	21.00	18.04	17.63	18.10	18.82	17.80	34.88	18.78
10	16.62	17.21	20.11	17.80	17.74	17.93	18.74	17.92		19.11
11	17.58	16.62	18.85	17.48	18.13	17.87	23.51	17.43		18.73
12	17.78	16.96	18.00	17.61	17.44	18.38	24.96	18.07		18.00
13	17.60	17.42	20.03	19.15	17.16	19.29		17.91		18.06
14	17.49	16.66	18.76	22.95	17.37	18.82		17.27		18.98
15	16.84	17.21	18.31	18.43	17.92	18.62		18.10		18.49
16	16.96	16.94	18.59	18.13	17.71	18.01		17.89		17.77
17	16.76	16.85	18.71	18.56	19.14	18.85		19.38		17.74
18	16.94	17.23								
19										



10.5 ProStk - A Final

Pos	Car	Form	Name	Member Type	Car Make	Result	Ave	Best
1	1	F1	Glen Westwood	2009xx	Schumacher	21 / 314.19	14.96	15.02
2	4	F1	Jay Westwood	2009xx	Schumacher	19 / 301.07	15.84	15.31
3	2	F2	Kieran Clift (J)	2009xx	Xray	19 / 302.34	15.91	15.58
4	5	F1	MatthewQuinlisk	2009xx	Hot Bodies	18 / 300.85	16.71	16.31
5	3	F1	John Zottl	2009xx	Xray	18 / 305.03	16.94	16.60
6	6	F2	Stephen Mills	2009xx	Schumacher	15 / 311.23	20.74	17.67

Lap	Car 1	Car 2	Car 3	Car 4	Car 5	Car 6
1	8.67	9.79	10.88	11.64	11.02	38.57
2	15.18	16.52	21.74	16.02	20.02	20.96
3	15.34	15.99	17.15	15.85	17.56	18.89
4	15.33	15.94	16.76	15.54	16.80	18.82
5	15.08	15.75	16.92	15.69	17.41	24.57
6	15.18	15.91	17.34	15.54	16.71	19.81
7	15.17	16.55	17.07	19.56	16.75	19.68
8	15.67	16.83	16.76	15.31	16.34	17.87
9	15.77	15.85	16.60	15.31	17.00	17.67
10	15.31	16.02	16.94	16.05	16.70	17.88
11	15.13	16.12	17.10	15.75	16.71	19.11
12	15.43	17.23	16.64	15.84	16.31	21.02
13	15.03	17.20	16.75	15.74	16.70	18.22
14	15.26	16.42	17.54	15.49	16.54	18.40
15	15.04	17.13	17.23	15.50	16.48	19.76
16	15.18	15.77	16.96	15.69	17.58	
17	15.20	15.58	17.45	15.60	17.67	
18	15.02	15.84	17.20	18.03	16.55	
19	15.64	15.90		16.92		
20	15.46					
21	15.10					
22						



<GT> - A Final

Pos	Car	Form	Name	Class	Member Type	Car Make	Result	Ave	Best
1	2		Nigel Moss	GT2	2010	CRC	17 / 303.28	17.84	17.60
2	3		Rob Warren	GT2	2009xx	Associated	17 / 306.48	18.02	17.82
3	1		Jon Wilkins	GT2	2009xx	Associated	16 / 305.20	19.07	17.71
4	5		Tim Webb	GT3	2009xx	Associated	16 / 313.91	19.61	19.04
5	6		Scott Stokes	GT3	2009xx	Tamiya	14 / 306.08	21.86	19.91
6	4		Dave Skelton	GT2	2010	Associated	13 / 279.54	21.50	19.91
7	7		David Chieng	GT3	2009xx	Tamiya	12 / 310.19	25.84	23.67
8	8		Rob Baxter	GTP	2009xx	Associated	0 / 0.00	0.00	0.00

Lap	Car 1	Car 2	Car 3	Car 4	Car 5	Car 6	Car 7	Car 8
1	10.05	10.42	10.99	12.12	12.33	13.70	16.11	
2	19.59	19.37	19.20	28.61	20.16	21.19	23.78	
3	23.72	18.09	22.27	20.87	25.97	21.09	33.08	
4	18.10	18.26	17.95	21.85	19.28	20.78	24.17	
5	18.10	18.33	18.16	25.62	19.92	33.61	26.65	
6	18.67	20.63	18.60	19.91	19.04	21.44	24.78	
7	19.24	17.88	17.82	21.28	21.51	20.60	26.67	
8	22.15	18.12	18.29	23.40	19.08	28.16	27.30	
9	18.84	18.66	17.91	20.43	19.36	20.78	30.56	
10	17.71	17.77	17.96	20.98	20.03	20.59	28.92	
11	20.16	17.60	18.35	22.92	19.88	22.92	24.50	
12	24.02	18.26	18.39	21.39	19.25	19.91	23.67	
13	18.14	18.23	17.97	20.16	19.56	20.13		
14	18.26	17.83	18.23		19.92	21.18		
15	19.91	17.68	18.17		19.11			
16	18.54	17.97	17.94		19.51			
17		18.18	18.28					
18								

