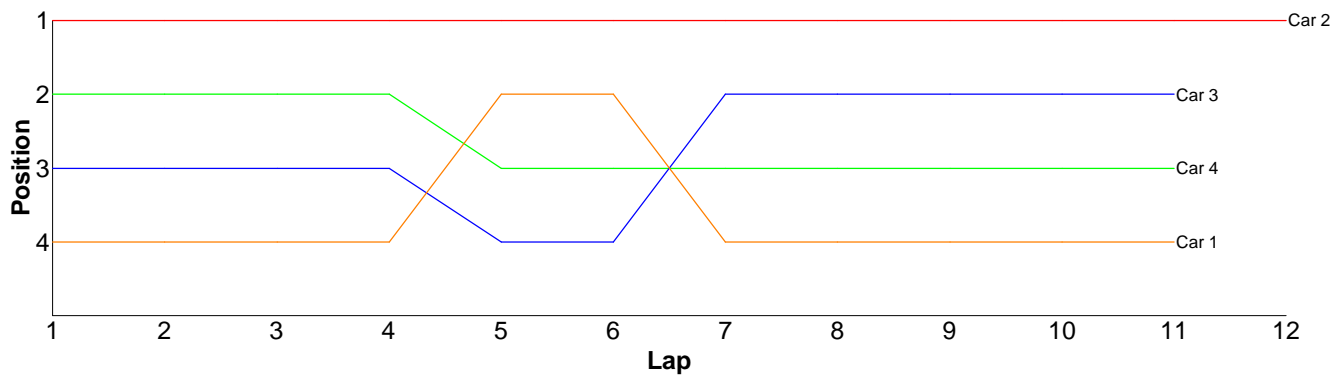


# Race Results

## Heat 1 - Round 1 (Bikes)

| Pos | Car | Form | Name            | Member Type | Car Make | Result      | Ave   | Best  |
|-----|-----|------|-----------------|-------------|----------|-------------|-------|-------|
| 1   | 2   | F1   | Steve Leake     | 2009        |          | 12 / 307.87 | 25.65 | 25.17 |
| 2   | 3   | F1   | Andy Carless    | 2009        |          | 11 / 300.29 | 27.29 | 26.05 |
| 3   | 4   | F1   | Gerald Page     | 2009        |          | 11 / 306.27 | 27.84 | 25.86 |
| 4   | 1   | F1   | Simon Lancaster | V09         |          | 11 / 320.05 | 29.09 | 23.58 |

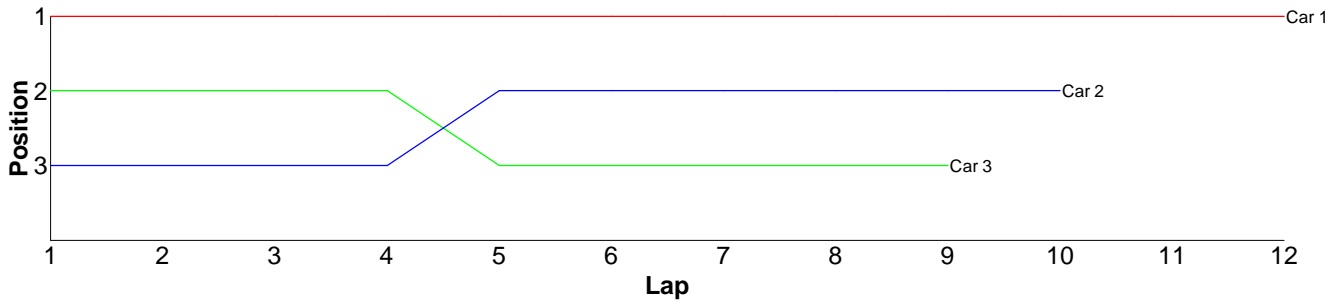
| Lap | Car 1 | Car 2 | Car 3 | Car 4 |
|-----|-------|-------|-------|-------|
| 1   | 35.80 | 25.44 | 27.72 | 26.43 |
| 2   | 31.19 | 25.35 | 28.19 | 26.89 |
| 3   | 23.58 | 25.48 | 27.24 | 27.97 |
| 4   | 25.31 | 25.61 | 32.00 | 33.59 |
| 5   | 24.87 | 26.56 | 26.70 | 26.25 |
| 6   | 24.04 | 25.78 | 26.34 | 26.52 |
| 7   | 36.56 | 25.17 | 26.11 | 28.61 |
| 8   | 31.20 | 26.95 | 26.94 | 27.12 |
| 9   | 24.44 | 25.18 | 26.49 | 25.86 |
| 10  | 37.81 | 25.31 | 26.51 | 29.67 |
| 11  | 25.25 | 25.42 | 26.05 | 27.36 |
| 12  |       | 25.62 |       |       |
| 13  |       |       |       |       |



## Heat 2 - Round 1 (GT2)

| Pos | Car | Form | Name         | Member Type | Car Make   | Result      | Ave   | Best  |
|-----|-----|------|--------------|-------------|------------|-------------|-------|-------|
| 1   | 1   |      | Nigel Moss   | 2009        | CRC        | 12 / 308.37 | 25.69 | 24.04 |
| 2   | 2   |      | Dave Skelton | 2009        | Associated | 10 / 296.42 | 29.64 | 25.04 |
| 3   | 3   |      | Tim Webb     | 2009        | Associated | 9 / 287.46  | 31.94 | 28.17 |
| 4   | 4   |      | Rob Warren   | 2009        | Associated | 0 / 0.00    | 0.00  | 0.00  |

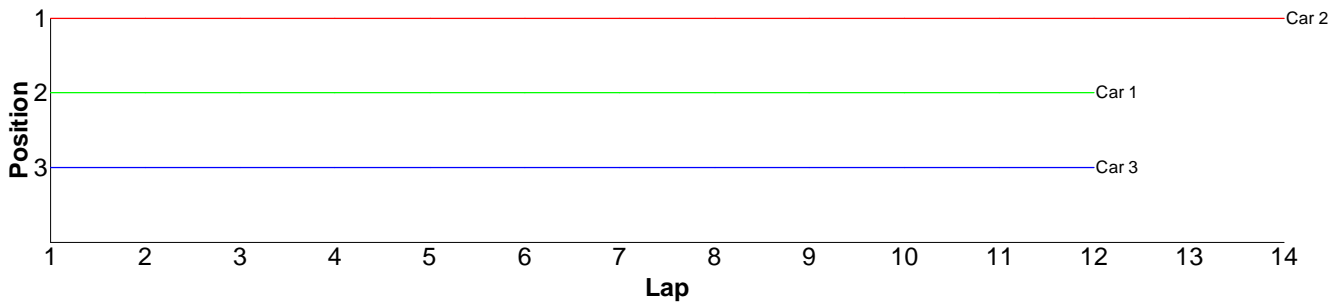
| Lap | Car 1 | Car 2 | Car 3 | Car 4 |
|-----|-------|-------|-------|-------|
| 1   | 24.39 | 33.96 | 32.21 |       |
| 2   | 28.44 | 37.32 | 28.17 |       |
| 3   | 24.62 | 25.04 | 32.60 |       |
| 4   | 26.38 | 30.71 | 32.25 |       |
| 5   | 24.35 | 26.44 | 35.67 |       |
| 6   | 24.17 | 33.59 | 28.44 |       |
| 7   | 25.15 | 28.84 | 30.64 |       |
| 8   | 24.04 | 26.16 | 29.12 |       |
| 9   | 24.42 | 27.98 | 38.36 |       |
| 10  | 24.33 | 26.38 |       |       |
| 11  | 31.26 |       |       |       |
| 12  | 26.82 |       |       |       |
| 13  |       |       |       |       |



## Heat 3 - Round 1 (17.5)

| Pos | Car | Form | Name            | Member Type | Car Make   | Result      | Ave   | Best  |
|-----|-----|------|-----------------|-------------|------------|-------------|-------|-------|
| 1   | 2   | F2   | Jack Warren (J) | 2009        | Xray       | 14 / 320.19 | 22.87 | 21.60 |
| 2   | 1   | F2   | Jason Elliot    | V09         | Associated | 12 / 301.13 | 25.09 | 22.29 |
| 3   | 3   | F2   | David Chieng    | 2009        | Tamiya     | 12 / 312.07 | 26.00 | 23.08 |

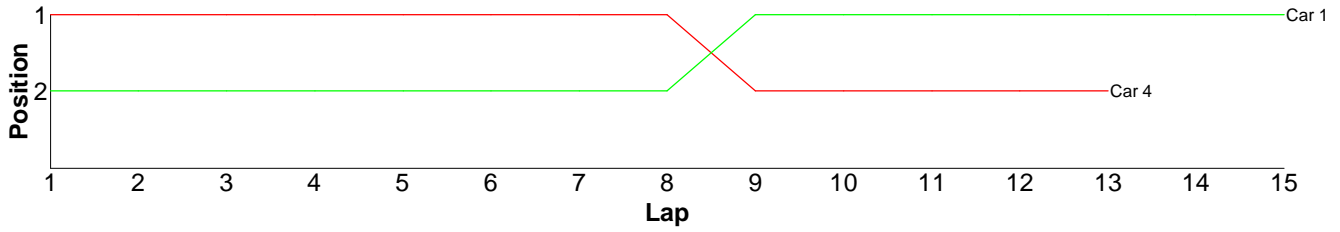
| Lap | Car 1 | Car 2 | Car 3 |
|-----|-------|-------|-------|
| 1   | 23.54 | 23.39 | 27.95 |
| 2   | 29.24 | 23.12 | 35.87 |
| 3   | 22.29 | 23.33 | 28.90 |
| 4   | 25.48 | 25.93 | 24.88 |
| 5   | 23.65 | 23.20 | 26.22 |
| 6   | 25.07 | 22.66 | 24.77 |
| 7   | 24.41 | 22.48 | 23.85 |
| 8   | 22.93 | 21.60 | 23.98 |
| 9   | 31.37 | 22.33 | 23.08 |
| 10  | 23.86 | 23.07 | 23.66 |
| 11  | 23.01 | 22.03 | 23.68 |
| 12  | 26.28 | 21.91 | 25.23 |
| 13  |       | 22.04 |       |
| 14  |       | 23.10 |       |
| 15  |       |       |       |



# Heat 4 - Round 1 (<13.5 / 10.5>)

| Pos | Car | Form | Name              | Member Type | Car Make   | Result      | Ave   | Best  |
|-----|-----|------|-------------------|-------------|------------|-------------|-------|-------|
| 1   | 1   | F2   | Kieran Stokes (J) | 2009        | Xray       | 15 / 314.83 | 20.98 | 19.58 |
| 2   | 4   | F2   | Gerald Page       | 2009        | Tamiya     | 13 / 278.72 | 21.44 | 20.78 |
| =3  | 2   | F2   | Robin Francis     | 2009        | Hot Bodies | 0 / 0.00    | 0.00  | 0.00  |
| =3  | 3   | F2   | Scott Stokes      | 2009        | Xray       | 0 / 0.00    | 0.00  | 0.00  |

| Lap | Car 1 | Car 2 | Car 3 | Car 4 |
|-----|-------|-------|-------|-------|
| 1   | 27.72 |       |       | 21.69 |
| 2   | 19.74 |       |       | 21.16 |
| 3   | 21.17 |       |       | 21.52 |
| 4   | 20.04 |       |       | 22.87 |
| 5   | 19.87 |       |       | 21.26 |
| 6   | 22.29 |       |       | 21.01 |
| 7   | 22.78 |       |       | 21.65 |
| 8   | 20.36 |       |       | 21.81 |
| 9   | 19.76 |       |       | 20.78 |
| 10  | 19.58 |       |       | 21.37 |
| 11  | 21.06 |       |       | 21.11 |
| 12  | 19.78 |       |       | 21.25 |
| 13  | 20.69 |       |       | 21.24 |
| 14  | 19.90 |       |       |       |
| 15  | 20.09 |       |       |       |
| 16  |       |       |       |       |

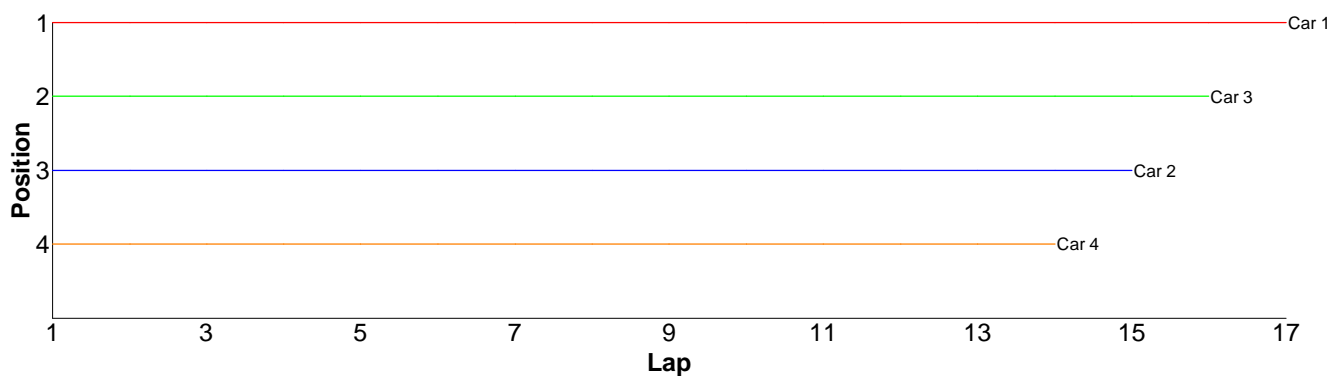


## Heat 5 - Round 1 (<13.5 / 10.5>)

| Pos | Car | Form | Name            | Class | Member Type | Car Make   | Result      | Ave   | Best  |
|-----|-----|------|-----------------|-------|-------------|------------|-------------|-------|-------|
| 1   | 1   | F1   | Ori Sohachevsky | 10.5  | 2009        | Schumacher | 17 / 315.47 | 18.55 | 18.25 |
| 2   | 3   | F1   | James Davis     | 13.5  | 2009        | Tamiya     | 16 / 313.82 | 19.61 | 19.27 |
| 3   | 2   | F1   | Jamie Vassallo  | 10.5  | 2009        | Schumacher | 15 / 306.56 | 20.43 | 18.91 |
| 4   | 4   | F2   | Nick Adams      | 13.5  | 2009        | Schumacher | 14 / 300.50 | 21.46 | 19.03 |

### Lap

| Lap | Car 1 | Car 2 | Car 3 | Car 4 |
|-----|-------|-------|-------|-------|
| 1   | 19.00 | 20.39 | 20.16 | 40.13 |
| 2   | 18.71 | 20.55 | 20.20 | 19.65 |
| 3   | 18.48 | 20.10 | 19.36 | 19.44 |
| 4   | 18.85 | 26.07 | 19.69 | 21.34 |
| 5   | 18.25 | 20.14 | 19.28 | 19.77 |
| 6   | 18.25 | 19.51 | 19.52 | 19.87 |
| 7   | 18.51 | 20.16 | 19.27 | 24.38 |
| 8   | 18.31 | 19.66 | 20.10 | 19.78 |
| 9   | 18.49 | 19.93 | 19.78 | 19.62 |
| 10  | 19.00 | 20.20 | 19.27 | 19.48 |
| 11  | 18.45 | 20.28 | 19.87 | 19.15 |
| 12  | 18.41 | 19.39 | 19.27 | 19.14 |
| 13  | 18.53 | 19.77 | 19.29 | 19.72 |
| 14  | 18.45 | 18.91 | 19.43 | 19.03 |
| 15  | 18.91 | 21.50 | 19.32 |       |
| 16  | 18.43 |       | 20.01 |       |
| 17  | 18.44 |       |       |       |
| 18  |       |       |       |       |

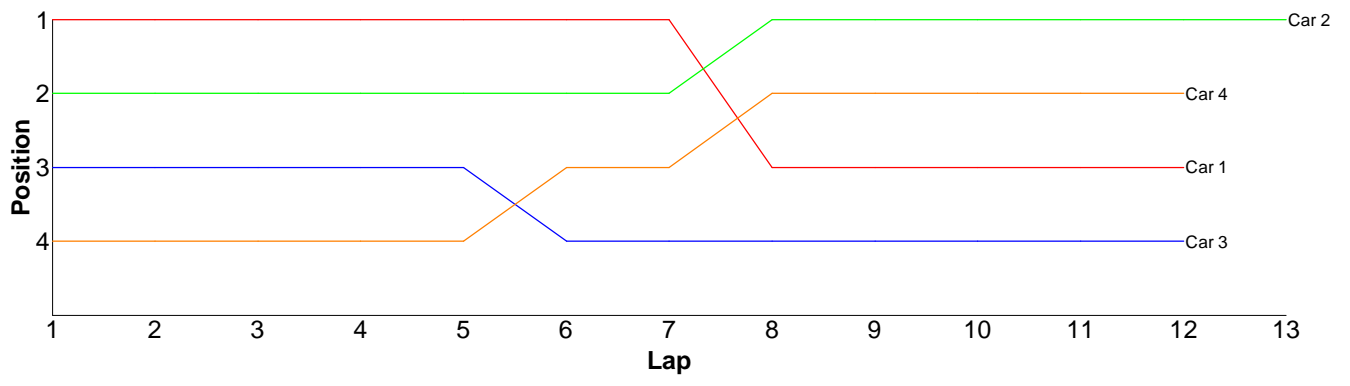


## Heat 1 - Round 2 (Bikes)

| Pos | Car | Form | Name            | Member Type | Car Make | Result      | Ave   | Best  |
|-----|-----|------|-----------------|-------------|----------|-------------|-------|-------|
| 1   | 2   | F1   | Steve Leake     | 2009        |          | 13 / 324.61 | 24.97 | 24.25 |
| 2   | 4   | F1   | Gerald Page     | 2009        |          | 12 / 313.76 | 26.14 | 24.47 |
| 3   | 1   | F1   | Simon Lancaster | V09         |          | 12 / 315.58 | 26.29 | 23.99 |
| 4   | 3   | F1   | Andy Carless    | 2009        |          | 12 / 323.89 | 26.99 | 24.96 |

### Lap

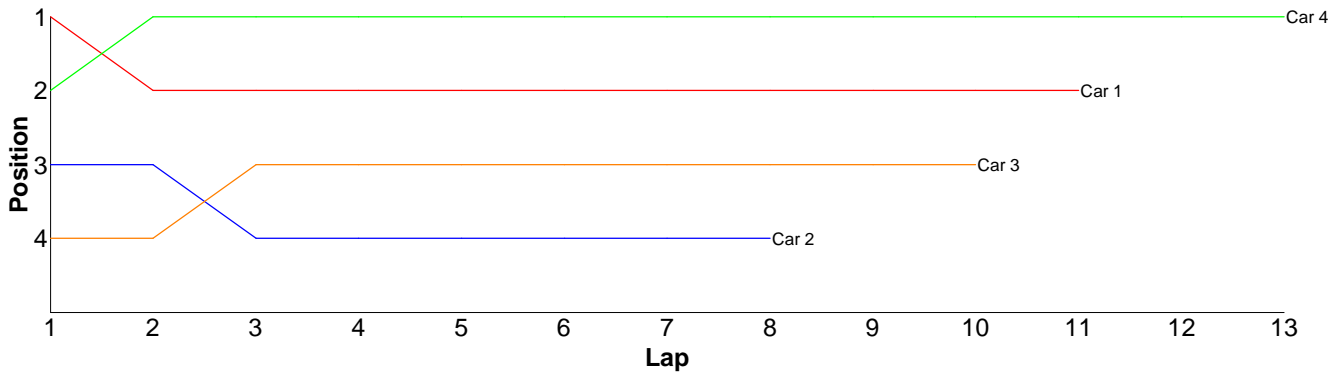
| Lap | Car 1 | Car 2 | Car 3 | Car 4 |
|-----|-------|-------|-------|-------|
| 1   | 24.94 | 25.19 | 25.43 | 26.81 |
| 2   | 24.35 | 24.92 | 24.96 | 26.01 |
| 3   | 24.73 | 24.60 | 25.76 | 25.86 |
| 4   | 24.59 | 24.38 | 25.78 | 25.22 |
| 5   | 24.62 | 24.70 | 26.12 | 24.48 |
| 6   | 23.99 | 25.15 | 25.75 | 24.86 |
| 7   | 24.53 | 24.25 | 26.56 | 25.74 |
| 8   | 32.13 | 28.13 | 25.86 | 24.47 |
| 9   | 26.58 | 24.43 | 26.61 | 25.79 |
| 10  | 29.56 | 24.58 | 36.75 | 25.11 |
| 11  | 24.16 | 24.44 | 27.48 | 25.82 |
| 12  | 31.40 | 24.95 | 26.83 | 33.59 |
| 13  |       | 24.89 |       |       |



## Heat 2 - Round 2 (GT2)

| Pos | Car | Form | Name         | Member Type | Car Make   | Result      | Ave   | Best  |
|-----|-----|------|--------------|-------------|------------|-------------|-------|-------|
| 1   | 4   |      | Rob Warren   | 2009        | Associated | 13 / 305.32 | 23.48 | 21.73 |
| 2   | 1   |      | Nigel Moss   | 2009        | CRC        | 11 / 295.87 | 26.89 | 24.13 |
| 3   | 3   |      | Tim Webb     | 2009        | Associated | 10 / 290.41 | 29.04 | 25.36 |
| 4   | 2   |      | Dave Skelton | 2009        | Associated | 8 / 278.35  | 34.79 | 28.42 |

| Lap | Car 1 | Car 2 | Car 3 | Car 4 |
|-----|-------|-------|-------|-------|
| 1   | 24.13 | 28.42 | 30.88 | 27.25 |
| 2   | 26.09 | 28.99 | 28.28 | 22.89 |
| 3   | 24.79 | 34.10 | 26.53 | 22.64 |
| 4   | 25.21 | 31.12 | 27.19 | 22.17 |
| 5   | 35.53 | 29.84 | 28.43 | 29.82 |
| 6   | 29.07 | 29.20 | 25.36 | 25.35 |
| 7   | 27.13 | 60.49 | 33.81 | 22.81 |
| 8   | 24.81 | 36.19 | 31.06 | 22.07 |
| 9   | 30.48 |       | 29.26 | 21.95 |
| 10  | 24.46 |       | 29.61 | 22.49 |
| 11  | 24.17 |       |       | 21.85 |
| 12  |       |       |       | 21.73 |
| 13  |       |       |       | 22.30 |
| 14  |       |       |       |       |

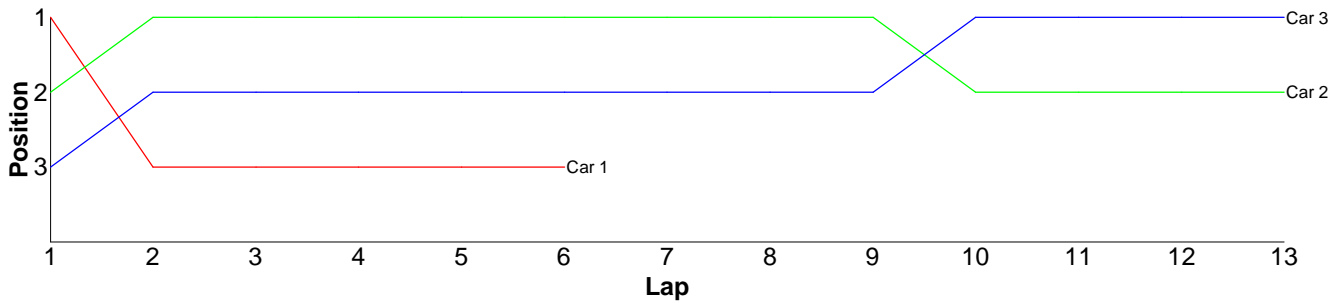


## Heat 3 - Round 2 (17.5)

| Pos | Car | Form | Name            | Member Type | Car Make   | Result      | Ave   | Best  |
|-----|-----|------|-----------------|-------------|------------|-------------|-------|-------|
| 1   | 3   | F2   | David Chieng    | 2009        | Tamiya     | 13 / 310.61 | 23.89 | 21.72 |
| 2   | 2   | F2   | Jack Warren (J) | 2009        | Xray       | 13 / 324.70 | 24.97 | 21.17 |
| 3   | 1   | F2   | Jason Elliot    | V09         | Associated | 6 / 153.44  | 25.57 | 22.44 |

### Lap Car 1 Car 2 Car 3

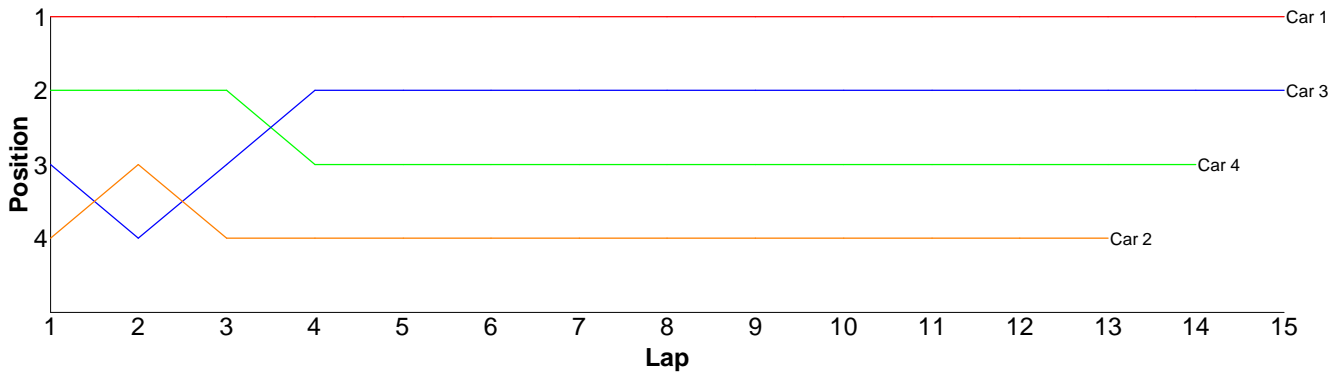
| Lap | Car 1 | Car 2 | Car 3 |
|-----|-------|-------|-------|
| 1   | 22.85 | 23.71 | 23.96 |
| 2   | 29.96 | 21.26 | 22.52 |
| 3   | 26.34 | 21.95 | 25.44 |
| 4   | 25.21 | 21.68 | 25.52 |
| 5   | 22.44 | 21.58 | 24.12 |
| 6   | 26.64 | 21.51 | 23.10 |
| 7   |       | 21.89 | 21.72 |
| 8   |       | 21.17 | 22.82 |
| 9   |       | 22.58 | 22.90 |
| 10  |       | 57.48 | 22.46 |
| 11  |       | 21.80 | 22.80 |
| 12  |       | 21.68 | 23.24 |
| 13  |       | 26.41 | 30.01 |
| 14  |       |       |       |



## Heat 4 - Round 2 (<13.5 / 10.5>)

| Pos | Car | Form | Name              | Member Type | Car Make   | Result      | Ave   | Best  |
|-----|-----|------|-------------------|-------------|------------|-------------|-------|-------|
| 1   | 1   | F2   | Kieran Stokes (J) | 2009        | Xray       | 15 / 302.38 | 20.15 | 19.17 |
| 2   | 3   | F2   | Scott Stokes      | 2009        | Xray       | 15 / 313.40 | 20.89 | 19.79 |
| 3   | 4   | F2   | Gerald Page       | 2009        | Tamiya     | 14 / 305.36 | 21.81 | 20.43 |
| 4   | 2   | F2   | Robin Francis     | 2009        | Hot Bodies | 13 / 307.45 | 23.65 | 20.97 |

| Lap | Car 1 | Car 2 | Car 3 | Car 4 |
|-----|-------|-------|-------|-------|
| 1   | 19.66 | 22.17 | 22.10 | 21.63 |
| 2   | 20.68 | 21.54 | 21.66 | 21.51 |
| 3   | 19.86 | 32.21 | 20.78 | 21.05 |
| 4   | 21.95 | 21.43 | 22.26 | 26.55 |
| 5   | 19.31 | 22.37 | 20.92 | 21.08 |
| 6   | 19.62 | 20.97 | 21.09 | 20.43 |
| 7   | 19.17 | 21.09 | 20.37 | 20.49 |
| 8   | 20.16 | 23.78 | 20.12 | 20.73 |
| 9   | 20.50 | 24.15 | 20.17 | 21.22 |
| 10  | 20.41 | 29.00 | 20.67 | 20.59 |
| 11  | 20.29 | 22.63 | 19.79 | 23.49 |
| 12  | 20.35 | 24.83 | 20.31 | 24.02 |
| 13  | 20.50 | 21.28 | 22.32 | 21.25 |
| 14  | 19.78 |       | 20.86 | 21.32 |
| 15  | 20.14 |       | 19.98 |       |
| 16  |       |       |       |       |

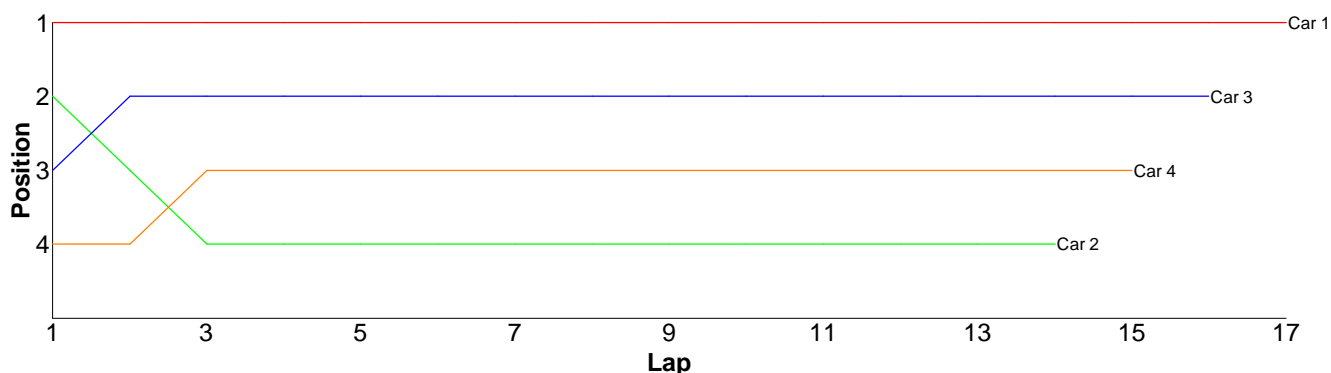


## Heat 5 - Round 2 (<13.5 / 10.5>)

| Pos | Car | Form | Name            | Class | Member Type | Car Make   | Result      | Ave   | Best  |
|-----|-----|------|-----------------|-------|-------------|------------|-------------|-------|-------|
| 1   | 1   | F1   | Ori Sohachevsky | 10.5  | 2009        | Schumacher | 17 / 306.27 | 18.01 | 17.61 |
| 2   | 3   | F1   | James Davis     | 13.5  | 2009        | Tamiya     | 16 / 305.79 | 19.11 | 18.47 |
| 3   | 4   | F2   | Nick Adams      | 13.5  | 2009        | Schumacher | 15 / 302.30 | 20.15 | 18.76 |
| 4   | 2   | F1   | Jamie Vassallo  | 10.5  | 2009        | Schumacher | 14 / 314.30 | 22.45 | 18.82 |

### Lap

| Lap | Car 1 | Car 2 | Car 3 | Car 4 |
|-----|-------|-------|-------|-------|
| 1   | 17.90 | 18.98 | 19.37 | 19.45 |
| 2   | 17.78 | 19.97 | 18.69 | 20.78 |
| 3   | 18.10 | 25.97 | 18.99 | 19.53 |
| 4   | 18.20 | 34.54 | 20.52 | 19.15 |
| 5   | 18.21 | 19.67 | 19.49 | 18.76 |
| 6   | 18.30 | 18.82 | 18.69 | 24.62 |
| 7   | 18.23 | 19.70 | 19.03 | 19.05 |
| 8   | 17.83 | 19.80 | 18.73 | 20.24 |
| 9   | 18.02 | 19.97 | 18.74 | 19.00 |
| 10  | 18.22 | 19.54 | 18.49 | 19.83 |
| 11  | 18.34 | 38.98 | 20.24 | 19.04 |
| 12  | 17.86 | 18.94 | 19.10 | 18.95 |
| 13  | 17.68 | 19.30 | 18.90 | 19.30 |
| 14  | 18.05 | 20.12 | 18.82 | 19.85 |
| 15  | 18.02 |       | 18.47 | 24.75 |
| 16  | 17.61 |       | 19.52 |       |
| 17  | 17.92 |       |       |       |
| 18  |       |       |       |       |

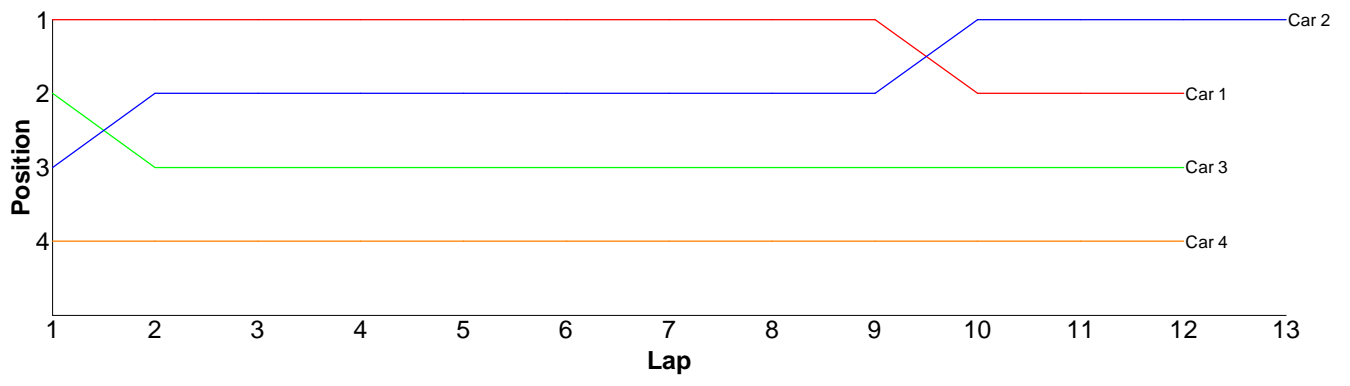


## Heat 1 - Round 3 (Bikes)

| Pos | Car | Form | Name            | Member Type | Car Make | Result      | Ave   | Best  |
|-----|-----|------|-----------------|-------------|----------|-------------|-------|-------|
| 1   | 2   | F1   | Steve Leake     | 2009        |          | 13 / 322.99 | 24.84 | 24.11 |
| 2   | 1   | F1   | Simon Lancaster | V09         |          | 12 / 300.03 | 25.00 | 24.03 |
| 3   | 3   | F1   | Andy Carless    | 2009        |          | 12 / 311.69 | 25.97 | 25.43 |
| 4   | 4   | F1   | Gerald Page     | 2009        |          | 12 / 313.89 | 26.15 | 25.09 |

### Lap

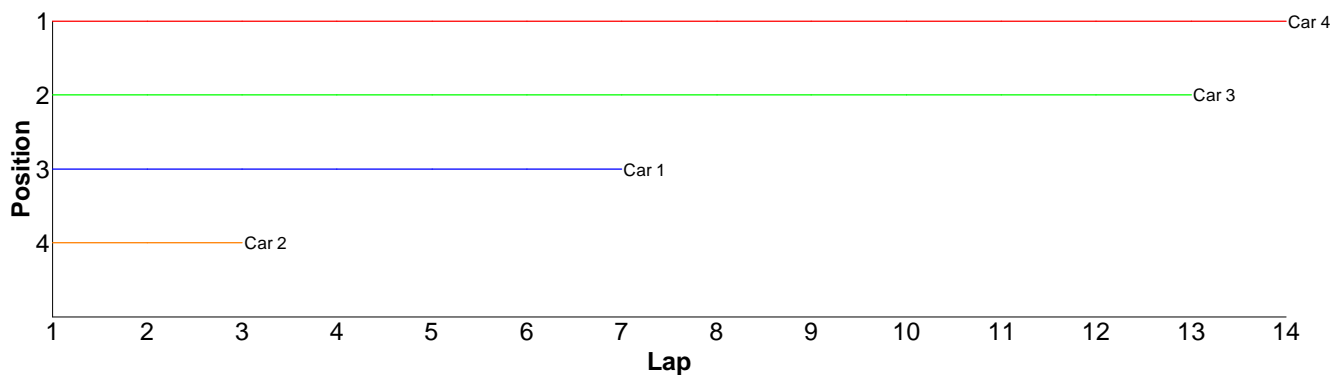
| Lap | Car 1 | Car 2 | Car 3 | Car 4 |
|-----|-------|-------|-------|-------|
| 1   | 24.71 | 25.46 | 25.43 | 26.04 |
| 2   | 24.25 | 24.36 | 25.75 | 26.30 |
| 3   | 24.35 | 27.26 | 26.88 | 28.61 |
| 4   | 24.16 | 24.58 | 25.97 | 25.64 |
| 5   | 24.03 | 24.45 | 25.88 | 26.40 |
| 6   | 24.25 | 24.62 | 26.06 | 25.91 |
| 7   | 24.27 | 24.25 | 25.68 | 25.11 |
| 8   | 24.55 | 24.63 | 25.92 | 25.09 |
| 9   | 26.27 | 25.18 | 25.96 | 25.78 |
| 10  | 30.66 | 24.56 | 25.64 | 25.53 |
| 11  | 24.30 | 24.88 | 26.58 | 26.51 |
| 12  | 24.23 | 24.11 | 25.94 | 26.97 |
| 13  |       | 24.65 |       |       |



## Heat 2 - Round 3 (GT2)

| Pos | Car | Form | Name         | Member Type | Car Make   | Result      | Ave   | Best  |
|-----|-----|------|--------------|-------------|------------|-------------|-------|-------|
| 1   | 4   |      | Rob Warren   | 2009        | Associated | 14 / 300.31 | 21.45 | 20.87 |
| 2   | 3   |      | Tim Webb     | 2009        | Associated | 13 / 319.26 | 24.55 | 22.99 |
| 3   | 1   |      | Nigel Moss   | 2009        | CRC        | 7 / 221.46  | 31.63 | 25.00 |
| 4   | 2   |      | Dave Skelton | 2009        | Associated | 3 / 114.31  | 38.10 | 34.18 |

| Lap | Car 1 | Car 2 | Car 3 | Car 4 |
|-----|-------|-------|-------|-------|
| 1   | 25.59 | 35.54 | 24.39 | 20.87 |
| 2   | 25.00 | 34.18 | 24.24 | 20.92 |
| 3   | 32.71 | 44.59 | 25.46 | 20.88 |
| 4   | 25.94 |       | 24.18 | 21.43 |
| 5   | 45.12 |       | 24.15 | 21.01 |
| 6   | 35.15 |       | 22.99 | 21.48 |
| 7   | 31.95 |       | 23.52 | 22.22 |
| 8   |       |       | 26.13 | 21.89 |
| 9   |       |       | 25.30 | 22.36 |
| 10  |       |       | 27.39 | 21.42 |
| 11  |       |       | 24.70 | 21.39 |
| 12  |       |       | 23.13 | 21.75 |
| 13  |       |       | 23.68 | 21.34 |
| 14  |       |       |       | 21.35 |
| 15  |       |       |       |       |

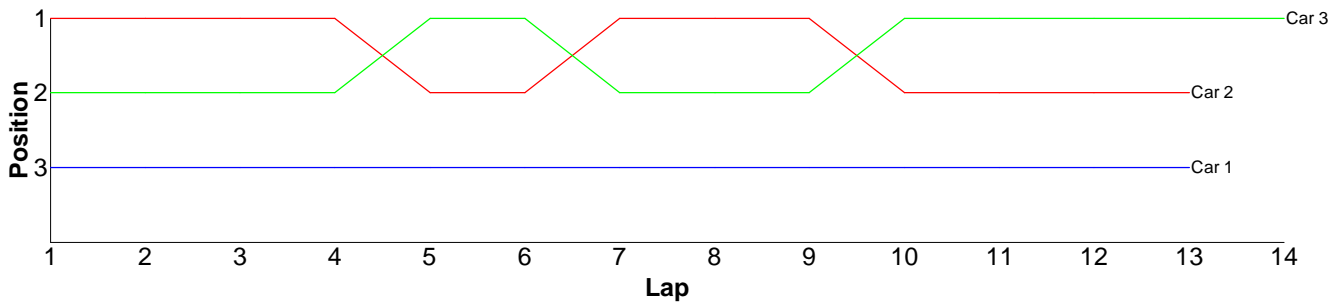


## Heat 3 - Round 3 (17.5)

| Pos | Car | Form | Name            | Member Type | Car Make   | Result      | Ave   | Best  |
|-----|-----|------|-----------------|-------------|------------|-------------|-------|-------|
| 1   | 3   | F2   | David Chieng    | 2009        | Tamiya     | 14 / 313.46 | 22.39 | 21.35 |
| 2   | 2   | F2   | Jack Warren (J) | 2009        | Xray       | 13 / 307.86 | 23.68 | 20.73 |
| 3   | 1   | F2   | Jason Elliot    | V09         | Associated | 13 / 326.49 | 25.11 | 21.73 |

### Lap Car 1 Car 2 Car 3

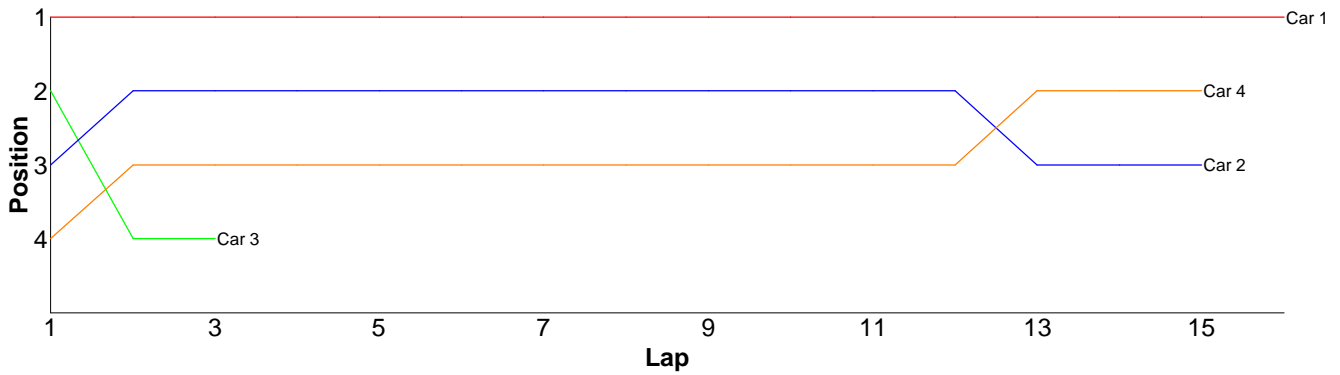
|    |       |       |       |
|----|-------|-------|-------|
| 1  | 30.07 | 22.54 | 23.34 |
| 2  | 25.27 | 21.84 | 22.28 |
| 3  | 22.32 | 20.85 | 22.05 |
| 4  | 31.75 | 23.30 | 21.97 |
| 5  | 21.73 | 27.23 | 22.15 |
| 6  | 21.89 | 20.73 | 21.67 |
| 7  | 24.82 | 21.59 | 24.68 |
| 8  | 24.41 | 21.39 | 21.68 |
| 9  | 24.88 | 21.69 | 23.11 |
| 10 | 22.89 | 27.79 | 22.54 |
| 11 | 22.92 | 28.93 | 22.69 |
| 12 | 24.14 | 21.11 | 21.48 |
| 13 | 29.40 | 28.87 | 22.47 |
| 14 |       |       | 21.35 |
| 15 |       |       |       |



## Heat 4 - Round 3 (<13.5 / 10.5>)

| Pos | Car | Form | Name              | Member Type | Car Make   | Result      | Ave   | Best  |
|-----|-----|------|-------------------|-------------|------------|-------------|-------|-------|
| 1   | 1   | F2   | Kieran Stokes (J) | 2009        | Xray       | 16 / 304.87 | 19.05 | 18.17 |
| 2   | 4   | F2   | Gerald Page       | 2009        | Tamiya     | 15 / 304.64 | 20.30 | 18.93 |
| 3   | 2   | F2   | Robin Francis     | 2009        | Hot Bodies | 15 / 310.50 | 20.70 | 18.41 |
| 4   | 3   | F2   | Scott Stokes      | 2009        | Xray       | 3 / 68.46   | 22.82 | 19.90 |

| Lap | Car 1 | Car 2 | Car 3 | Car 4 |
|-----|-------|-------|-------|-------|
| 1   | 18.93 | 20.90 | 19.90 | 25.96 |
| 2   | 18.73 | 19.36 | 28.54 | 22.30 |
| 3   | 18.87 | 19.32 | 20.02 | 20.02 |
| 4   | 18.59 | 18.90 |       | 20.19 |
| 5   | 19.19 | 19.33 |       | 19.80 |
| 6   | 18.73 | 19.74 |       | 19.58 |
| 7   | 18.17 | 19.36 |       | 20.91 |
| 8   | 19.33 | 18.41 |       | 19.25 |
| 9   | 18.67 | 23.94 |       | 19.47 |
| 10  | 19.18 | 19.35 |       | 20.33 |
| 11  | 18.58 | 19.79 |       | 19.45 |
| 12  | 19.28 | 20.31 |       | 19.11 |
| 13  | 19.44 | 30.83 |       | 20.11 |
| 14  | 21.47 | 21.45 |       | 18.93 |
| 15  | 18.47 | 19.51 |       | 19.23 |
| 16  | 19.24 |       |       |       |
| 17  |       |       |       |       |

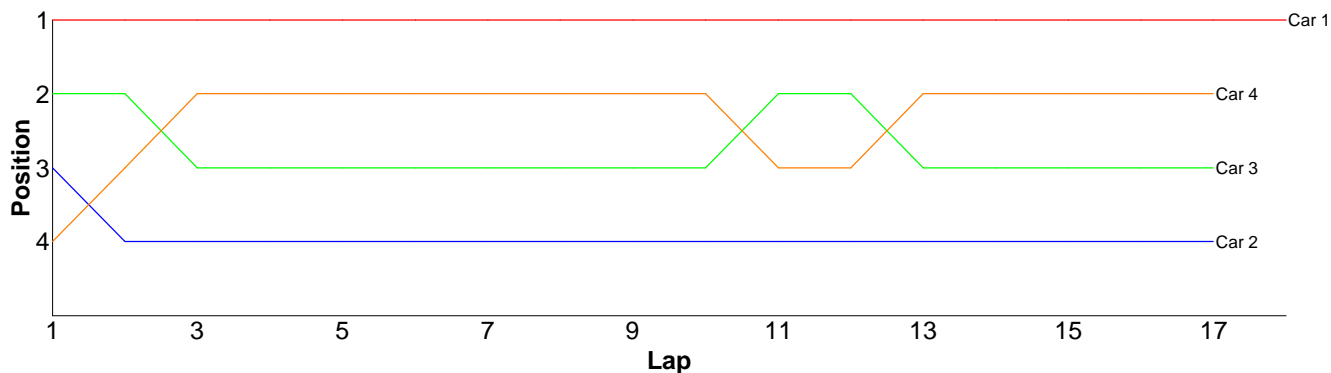


## Heat 5 - Round 3 (<13.5 / 10.5>)

| Pos | Car | Form | Name            | Class | Member Type | Car Make   | Result      | Ave   | Best  |
|-----|-----|------|-----------------|-------|-------------|------------|-------------|-------|-------|
| 1   | 1   | F1   | Ori Sohachevsky | 10.5  | 2009        | Schumacher | 18 / 312.04 | 17.33 | 17.07 |
| 2   | 4   | F2   | Nick Adams      | 13.5  | 2009        | Schumacher | 17 / 311.22 | 18.30 | 17.25 |
| 3   | 3   | F1   | James Davis     | 13.5  | 2009        | Tamiya     | 17 / 314.97 | 18.52 | 17.65 |
| 4   | 2   | F1   | Jamie Vassallo  | 10.5  | 2009        | Schumacher | 17 / 317.66 | 18.68 | 17.37 |

### Lap Car 1 Car 2 Car 3 Car 4

|    |       |       |       |       |
|----|-------|-------|-------|-------|
| 1  | 17.32 | 18.11 | 17.98 | 18.42 |
| 2  | 17.35 | 23.68 | 18.41 | 18.30 |
| 3  | 17.12 | 18.23 | 18.09 | 17.75 |
| 4  | 17.66 | 22.47 | 18.33 | 17.60 |
| 5  | 17.47 | 17.97 | 18.61 | 18.12 |
| 6  | 17.12 | 18.12 | 18.56 | 17.67 |
| 7  | 17.12 | 18.77 | 17.69 | 17.81 |
| 8  | 17.39 | 17.74 | 17.91 | 18.22 |
| 9  | 17.15 | 17.92 | 18.09 | 17.53 |
| 10 | 17.16 | 17.79 | 17.95 | 17.42 |
| 11 | 17.26 | 17.51 | 18.02 | 22.61 |
| 12 | 17.18 | 17.91 | 18.05 | 17.25 |
| 13 | 18.34 | 18.03 | 24.28 | 19.99 |
| 14 | 17.07 | 17.37 | 18.44 | 18.15 |
| 15 | 17.22 | 17.55 | 18.65 | 17.67 |
| 16 | 17.16 | 20.28 | 17.83 | 18.14 |
| 17 | 17.51 | 18.21 | 18.08 | 18.57 |
| 18 | 17.44 |       |       |       |
| 19 |       |       |       |       |



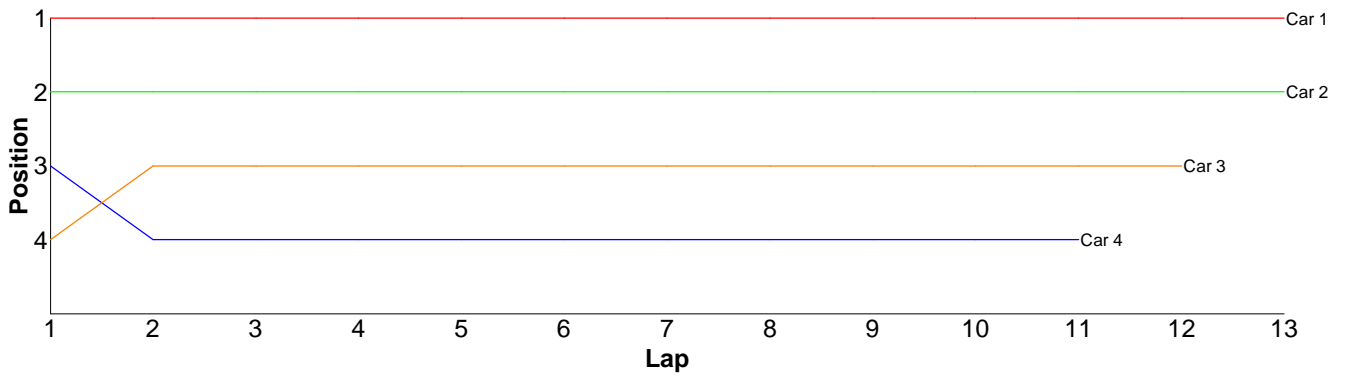
## Heat 1 - Round 4 (Bikes)

| Pos | Car | Form | Name            | Member Type | Car Make | Result      | Ave   | Best  |
|-----|-----|------|-----------------|-------------|----------|-------------|-------|-------|
| 1   | 1   | F1   | Simon Lancaster | V09         |          | 13 / 305.69 | 23.51 | 22.92 |
| 2   | 2   | F1   | Steve Leake     | 2009        |          | 13 / 321.75 | 24.75 | 23.48 |
| 3   | 3   | F1   | Andy Carless    | 2009        |          | 12 / 328.14 | 27.34 | 25.18 |
| 4   | 4   | F1   | Gerald Page     | 2009        |          | 11 / 304.74 | 27.70 | 24.49 |

### Lap Car 1 Car 2 Car 3 Car 4

|    |       |       |       |       |
|----|-------|-------|-------|-------|
| 1  | 23.24 | 24.49 | 25.33 | 24.78 |
| 2  | 23.42 | 24.48 | 25.32 | 38.65 |
| 3  | 23.56 | 24.47 | 25.85 | 28.17 |
| 4  | 22.92 | 24.21 | 25.18 | 25.52 |
| 5  | 23.07 | 23.91 | 26.22 | 36.05 |
| 6  | 23.24 | 24.14 | 34.84 | 26.54 |
| 7  | 23.30 | 23.73 | 25.40 | 24.49 |
| 8  | 23.44 | 24.29 | 25.65 | 25.01 |
| 9  | 23.63 | 32.51 | 25.57 | 24.92 |
| 10 | 24.31 | 23.75 | 25.51 | 25.36 |
| 11 | 23.36 | 23.48 | 32.28 | 25.25 |
| 12 | 24.05 | 24.39 | 30.99 |       |

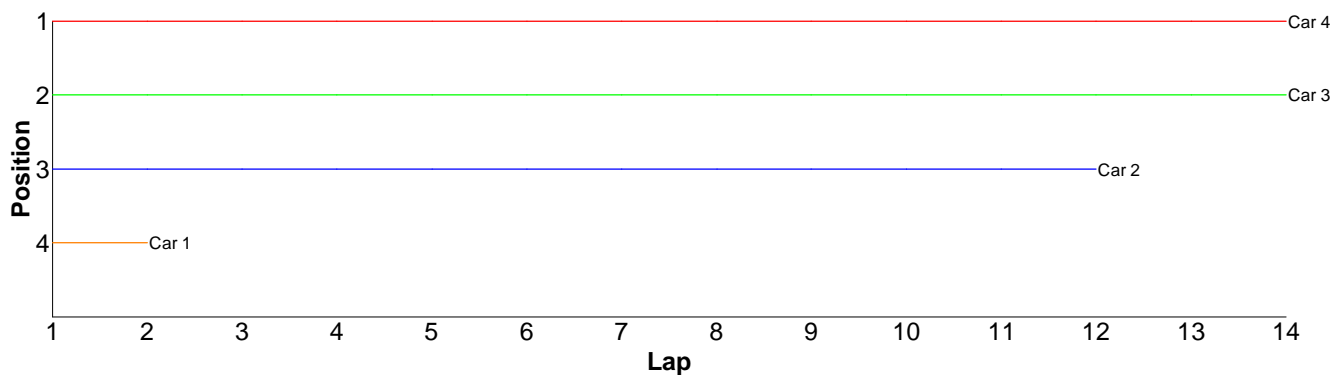
13 24.15 23.90  
14



## Heat 2 - Round 4 (GT2)

| Pos | Car | Form | Name         | Member Type | Car Make   | Result      | Ave   | Best  |
|-----|-----|------|--------------|-------------|------------|-------------|-------|-------|
| 1   | 4   |      | Rob Warren   | 2009        | Associated | 14 / 300.35 | 21.45 | 20.51 |
| 2   | 3   |      | Tim Webb     | 2009        | Associated | 14 / 321.97 | 22.99 | 21.56 |
| 3   | 2   |      | Dave Skelton | 2009        | Associated | 12 / 287.99 | 23.99 | 22.07 |
| 4   | 1   |      | Nigel Moss   | 2009        | CRC        | 2 / 67.79   | 33.89 | 30.97 |

| Lap | Car 1 | Car 2 | Car 3 | Car 4 |
|-----|-------|-------|-------|-------|
| 1   | 36.82 | 23.98 | 22.05 | 21.53 |
| 2   | 30.97 | 26.14 | 22.05 | 21.14 |
| 3   |       | 22.46 | 25.13 | 21.76 |
| 4   |       | 23.85 | 22.38 | 20.91 |
| 5   |       | 22.62 | 22.35 | 21.98 |
| 6   |       | 23.83 | 24.10 | 26.43 |
| 7   |       | 22.75 | 22.67 | 20.96 |
| 8   |       | 24.59 | 22.19 | 20.74 |
| 9   |       | 23.62 | 22.23 | 20.77 |
| 10  |       | 25.07 | 22.14 | 20.51 |
| 11  |       | 27.01 | 22.40 | 20.96 |
| 12  |       | 22.07 | 21.56 | 20.58 |
| 13  |       |       | 26.83 | 20.69 |
| 14  |       |       | 23.89 | 21.39 |
| 15  |       |       |       |       |

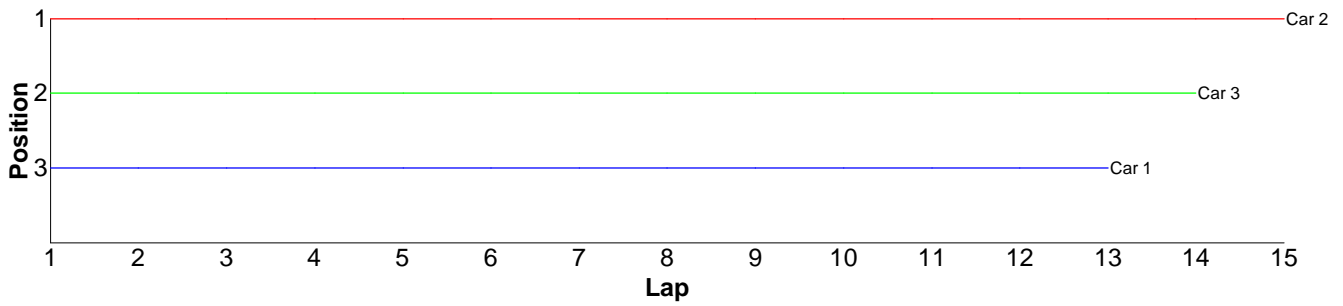


## Heat 3 - Round 4 (17.5)

| Pos | Car | Form | Name            | Member Type | Car Make   | Result      | Ave   | Best  |
|-----|-----|------|-----------------|-------------|------------|-------------|-------|-------|
| 1   | 2   | F2   | Jack Warren (J) | 2009        | Xray       | 15 / 311.61 | 20.77 | 19.82 |
| 2   | 3   | F2   | David Chieng    | 2009        | Tamiya     | 14 / 309.10 | 22.07 | 20.75 |
| 3   | 1   | F2   | Jason Elliot    | V09         | Associated | 13 / 305.83 | 23.52 | 20.83 |

### Lap Car 1 Car 2 Car 3

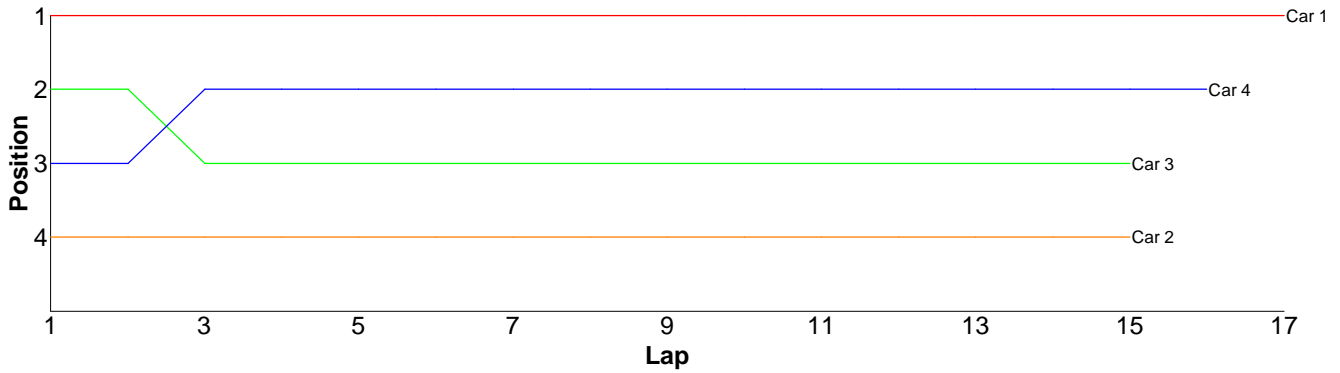
|    |       |       |       |
|----|-------|-------|-------|
| 1  | 23.35 | 20.88 | 22.54 |
| 2  | 30.20 | 19.82 | 24.35 |
| 3  | 21.21 | 20.75 | 21.77 |
| 4  | 29.63 | 20.42 | 22.65 |
| 5  | 25.38 | 20.03 | 20.75 |
| 6  | 22.99 | 20.87 | 22.71 |
| 7  | 22.62 | 20.15 | 21.74 |
| 8  | 22.66 | 22.05 | 23.01 |
| 9  | 22.31 | 20.85 | 21.66 |
| 10 | 21.66 | 21.04 | 21.86 |
| 11 | 21.19 | 21.29 | 21.00 |
| 12 | 20.83 | 21.19 | 21.23 |
| 13 | 21.80 | 20.69 | 21.22 |
| 14 |       | 21.09 | 22.61 |
| 15 |       | 20.49 |       |
| 16 |       |       |       |



## Heat 4 - Round 4 (<13.5 / 10.5>)

| Pos | Car | Form | Name              | Member Type | Car Make   | Result      | Ave   | Best  |
|-----|-----|------|-------------------|-------------|------------|-------------|-------|-------|
| 1   | 1   | F2   | Kieran Stokes (J) | 2009        | Xray       | 17 / 311.40 | 18.31 | 17.73 |
| 2   | 4   | F2   | Gerald Page       | 2009        | Tamiya     | 16 / 300.59 | 18.78 | 18.31 |
| 3   | 3   | F2   | Scott Stokes      | 2009        | Xray       | 15 / 302.00 | 20.13 | 19.02 |
| 4   | 2   | F2   | Robin Francis     | 2009        | Hot Bodies | 15 / 312.62 | 20.84 | 18.54 |

| Lap | Car 1 | Car 2 | Car 3 | Car 4 |
|-----|-------|-------|-------|-------|
| 1   | 17.73 | 31.59 | 19.06 | 19.60 |
| 2   | 17.92 | 21.70 | 19.61 | 19.13 |
| 3   | 17.87 | 18.90 | 21.62 | 18.62 |
| 4   | 17.96 | 18.97 | 20.45 | 18.52 |
| 5   | 18.17 | 18.68 | 21.29 | 18.75 |
| 6   | 17.96 | 18.73 | 19.54 | 18.51 |
| 7   | 17.87 | 19.03 | 20.07 | 19.22 |
| 8   | 18.43 | 25.46 | 19.84 | 18.78 |
| 9   | 18.06 | 19.45 | 22.00 | 18.83 |
| 10  | 17.83 | 23.30 | 19.65 | 19.05 |
| 11  | 18.32 | 19.66 | 19.47 | 18.38 |
| 12  | 18.49 | 20.42 | 19.27 | 18.31 |
| 13  | 18.22 | 18.54 | 21.25 | 18.53 |
| 14  | 17.90 | 19.17 | 19.02 | 19.13 |
| 15  | 18.21 | 19.02 | 19.86 | 18.61 |
| 16  | 22.42 |       |       | 18.62 |
| 17  | 18.04 |       |       |       |
| 18  |       |       |       |       |

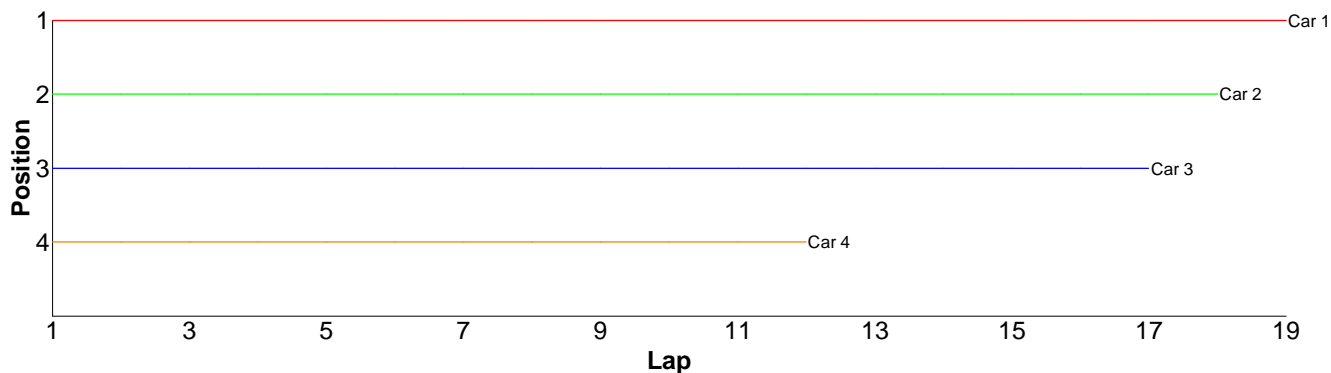


### Heat 5 - Round 4 (<13.5 / 10.5>)

| Pos | Car | Form | Name            | Class | Member Type | Car Make   | Result      | Ave   | Best  |
|-----|-----|------|-----------------|-------|-------------|------------|-------------|-------|-------|
| 1   | 1   | F1   | Ori Sohachevsky | 10.5  | 2009        | Schumacher | 19 / 315.11 | 16.58 | 16.25 |
| 2   | 2   | F1   | Jamie Vassallo  | 10.5  | 2009        | Schumacher | 18 / 307.53 | 17.08 | 16.70 |
| 3   | 3   | F1   | James Davis     | 13.5  | 2009        | Tamiya     | 17 / 301.79 | 17.75 | 17.20 |
| 4   | 4   | F2   | Nick Adams      | 13.5  | 2009        | Schumacher | 12 / 228.32 | 19.02 | 16.95 |

#### Lap Car 1 Car 2 Car 3 Car 4

|    |       |       |       |       |
|----|-------|-------|-------|-------|
| 1  | 16.70 | 16.70 | 17.62 | 19.39 |
| 2  | 16.98 | 17.22 | 18.29 | 20.81 |
| 3  | 16.46 | 16.97 | 17.56 | 17.56 |
| 4  | 16.76 | 17.60 | 17.51 | 25.80 |
| 5  | 16.75 | 17.26 | 17.62 | 17.32 |
| 6  | 16.67 | 17.41 | 17.24 | 17.31 |
| 7  | 16.25 | 17.03 | 17.20 | 16.98 |
| 8  | 16.54 | 17.06 | 17.97 | 16.95 |
| 9  | 16.35 | 17.66 | 17.97 | 17.03 |
| 10 | 16.62 | 17.02 | 17.24 | 17.17 |
| 11 | 16.28 | 16.96 | 17.41 | 19.48 |
| 12 | 16.84 | 16.79 | 17.60 | 22.52 |
| 13 | 16.69 | 16.99 | 17.69 |       |
| 14 | 16.44 | 16.96 | 18.54 |       |
| 15 | 16.80 | 16.84 | 17.41 |       |
| 16 | 16.61 | 17.00 | 19.43 |       |
| 17 | 16.48 | 17.17 | 17.49 |       |
| 18 | 16.48 | 16.89 |       |       |
| 19 | 16.41 |       |       |       |
| 20 |       |       |       |       |



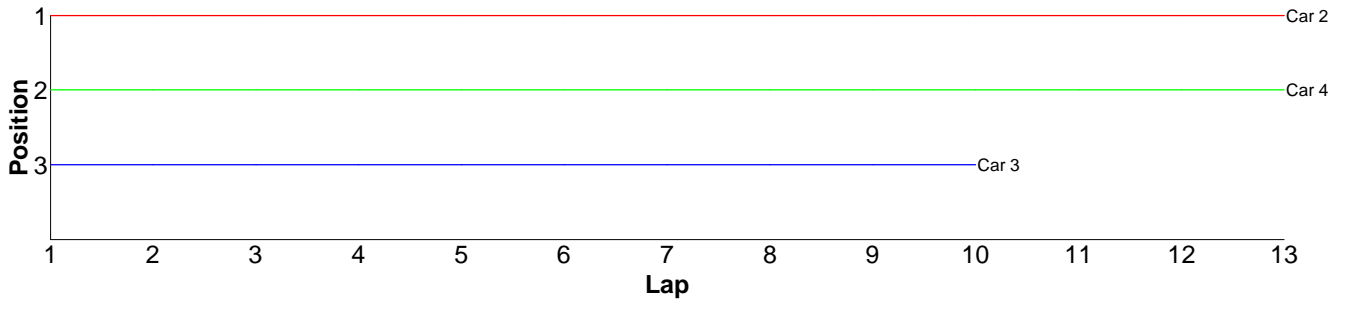
### Heat 1 - Round 5 (Bikes)

| Pos | Car | Form | Name            | Member Type | Car Make | Result      | Ave   | Best  |
|-----|-----|------|-----------------|-------------|----------|-------------|-------|-------|
| 1   | 2   | F1   | Steve Leake     | 2009        |          | 13 / 316.08 | 24.31 | 23.95 |
| 2   | 4   | F1   | Gerald Page     | 2009        |          | 13 / 330.86 | 25.45 | 24.20 |
| 3   | 3   | F1   | Andy Carless    | 2009        |          | 10 / 305.79 | 30.57 | 24.16 |
| 4   | 1   | F1   | Simon Lancaster | V09         |          | 0 / 0.00    | 0.00  | 0.00  |

#### Lap Car 1 Car 2 Car 3 Car 4

|    |  |       |       |       |
|----|--|-------|-------|-------|
| 1  |  | 24.53 | 32.48 | 25.26 |
| 2  |  | 24.98 | 37.76 | 24.68 |
| 3  |  | 24.65 | 25.59 | 25.12 |
| 4  |  | 24.06 | 51.62 | 24.20 |
| 5  |  | 24.81 | 36.57 | 24.78 |
| 6  |  | 24.17 | 24.66 | 24.31 |
| 7  |  | 24.25 | 24.35 | 25.78 |
| 8  |  | 24.19 | 24.16 | 24.33 |
| 9  |  | 24.07 | 24.40 | 24.38 |
| 10 |  | 24.00 | 24.20 | 24.36 |
| 11 |  | 24.02 |       | 24.81 |

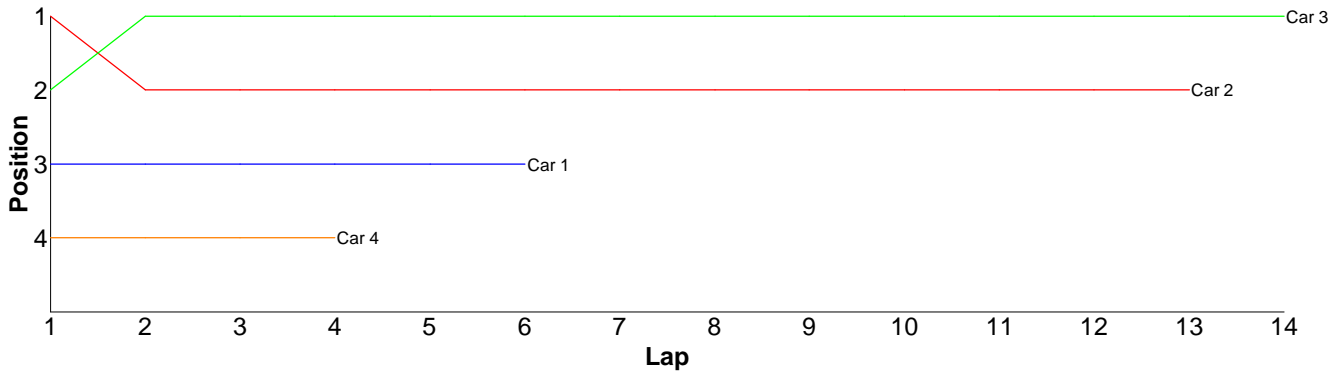
|    |       |       |
|----|-------|-------|
| 12 | 24.40 | 24.41 |
| 13 | 23.95 | 34.44 |
| 14 |       |       |



## Heat 2 - Round 5 (GT2)

| Pos | Car | Form | Name         | Member Type | Car Make   | Result      | Ave   | Best  |
|-----|-----|------|--------------|-------------|------------|-------------|-------|-------|
| 1   | 3   |      | Tim Webb     | 2009        | Associated | 14 / 316.85 | 22.63 | 21.30 |
| 2   | 2   |      | Dave Skelton | 2009        | Associated | 13 / 306.22 | 23.55 | 21.86 |
| 3   | 1   |      | Nigel Moss   | 2009        | CRC        | 6 / 184.80  | 30.80 | 23.84 |
| 4   | 4   |      | Rob Warren   | 2009        | Associated | 4 / 316.32  | 79.08 | 26.35 |

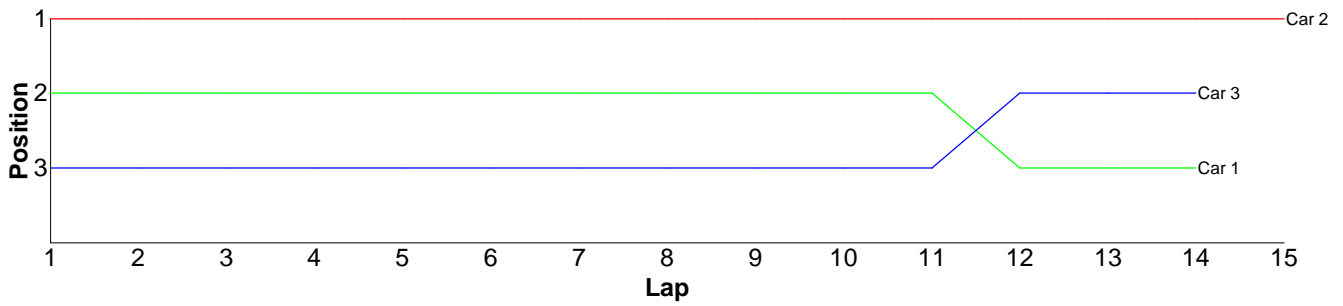
| Lap | Car 1 | Car 2 | Car 3 | Car 4  |
|-----|-------|-------|-------|--------|
| 1   | 24.12 | 22.68 | 23.08 | 227.42 |
| 2   | 31.67 | 21.86 | 21.30 | 32.05  |
| 3   | 25.22 | 23.37 | 22.10 | 26.35  |
| 4   | 23.84 | 27.50 | 21.99 | 30.50  |
| 5   | 38.42 | 22.29 | 21.80 |        |
| 6   | 41.53 | 28.46 | 22.26 |        |
| 7   |       | 22.34 | 24.55 |        |
| 8   |       | 22.38 | 24.09 |        |
| 9   |       | 22.88 | 23.36 |        |
| 10  |       | 24.62 | 22.22 |        |
| 11  |       | 22.28 | 23.02 |        |
| 12  |       | 22.14 | 22.35 |        |
| 13  |       | 23.42 | 22.07 |        |
| 14  |       |       | 22.66 |        |
| 15  |       |       |       |        |



## Heat 3 - Round 5 (17.5)

| Pos | Car | Form | Name            | Member Type | Car Make   | Result      | Ave   | Best  |
|-----|-----|------|-----------------|-------------|------------|-------------|-------|-------|
| 1   | 2   | F2   | Jack Warren (J) | 2009        | Xray       | 15 / 313.65 | 20.91 | 19.84 |
| 2   | 3   | F2   | David Chieng    | 2009        | Tamiya     | 14 / 302.72 | 21.62 | 20.52 |
| 3   | 1   | F2   | Jason Elliot    | V09         | Associated | 14 / 317.69 | 22.69 | 20.69 |

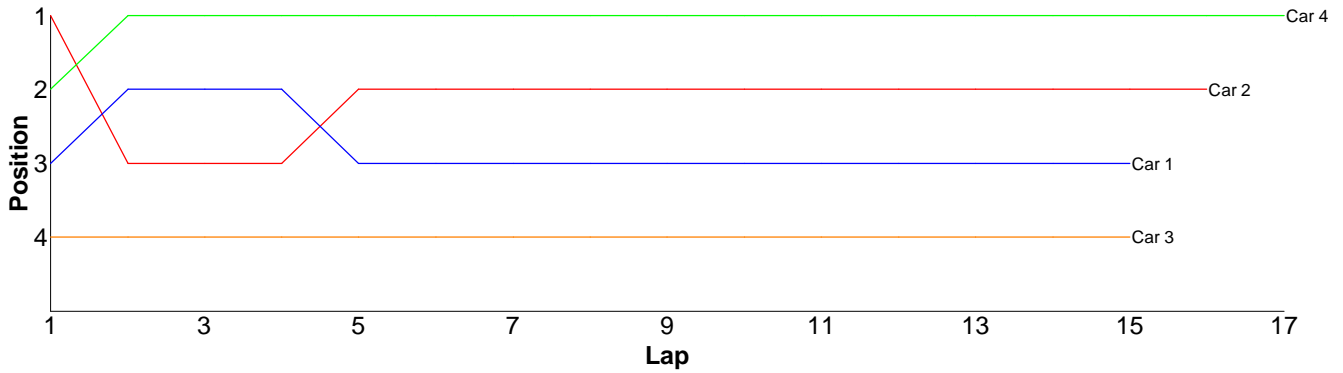
| Lap | Car 1 | Car 2 | Car 3 |
|-----|-------|-------|-------|
| 1   | 22.34 | 19.84 | 26.33 |
| 2   | 21.64 | 20.49 | 21.36 |
| 3   | 20.96 | 20.21 | 20.94 |
| 4   | 21.87 | 20.81 | 21.31 |
| 5   | 21.03 | 20.07 | 21.28 |
| 6   | 20.95 | 20.39 | 21.46 |
| 7   | 21.02 | 20.50 | 21.03 |
| 8   | 21.62 | 21.82 | 21.98 |
| 9   | 23.42 | 20.13 | 21.12 |
| 10  | 20.69 | 20.85 | 21.25 |
| 11  | 23.33 | 26.07 | 21.03 |
| 12  | 25.99 | 20.29 | 21.19 |
| 13  | 20.89 | 20.06 | 21.92 |
| 14  | 31.94 | 21.34 | 20.52 |
| 15  |       | 20.78 |       |
| 16  |       |       |       |



## Heat 4 - Round 5 (<13.5 / 10.5>)

| Pos | Car | Form | Name              | Member Type | Car Make   | Result      | Ave   | Best  |
|-----|-----|------|-------------------|-------------|------------|-------------|-------|-------|
| 1   | 4   | F2   | Gerald Page       | 2009        | Tamiya     | 17 / 316.23 | 18.60 | 18.09 |
| 2   | 2   | F2   | Robin Francis     | 2009        | Hot Bodies | 16 / 306.79 | 19.17 | 18.19 |
| 3   | 1   | F2   | Kieran Stokes (J) | 2009        | Xray       | 15 / 301.89 | 20.12 | 18.45 |
| 4   | 3   | F2   | Scott Stokes      | 2009        | Xray       | 15 / 317.26 | 21.15 | 18.20 |

| Lap | Car 1 | Car 2 | Car 3 | Car 4 |
|-----|-------|-------|-------|-------|
| 1   | 19.64 | 18.51 | 25.32 | 18.58 |
| 2   | 18.81 | 21.52 | 21.88 | 19.51 |
| 3   | 18.68 | 18.19 | 22.80 | 18.17 |
| 4   | 18.71 | 19.32 | 18.75 | 18.62 |
| 5   | 26.29 | 19.38 | 18.68 | 18.58 |
| 6   | 18.86 | 18.73 | 20.99 | 18.72 |
| 7   | 20.35 | 18.70 | 18.41 | 18.71 |
| 8   | 19.96 | 18.80 | 20.71 | 18.12 |
| 9   | 21.58 | 18.91 | 27.45 | 18.90 |
| 10  | 18.45 | 20.90 | 21.48 | 18.73 |
| 11  | 18.72 | 18.60 | 21.07 | 18.09 |
| 12  | 18.79 | 19.68 | 18.20 | 18.49 |
| 13  | 19.68 | 18.80 | 23.18 | 18.66 |
| 14  | 19.13 | 18.75 | 18.38 | 18.44 |
| 15  | 24.24 | 18.39 | 19.96 | 18.48 |
| 16  |       | 19.61 |       | 18.55 |
| 17  |       |       |       | 18.88 |
| 18  |       |       |       |       |



## Heat 5 - Round 5 (<13.5 / 10.5>)

| Pos | Car | Form | Name            | Class | Member Type | Car Make   | Result      | Ave   | Best  |
|-----|-----|------|-----------------|-------|-------------|------------|-------------|-------|-------|
| 1   | 1   | F1   | Ori Sohachevsky | 10.5  | 2009        | Schumacher | 18 / 309.50 | 17.19 | 16.55 |
| 2   | 4   | F2   | Nick Adams      | 13.5  | 2009        | Schumacher | 18 / 315.09 | 17.50 | 16.83 |
| 3   | 2   | F1   | Jamie Vassallo  | 10.5  | 2009        | Schumacher | 17 / 308.53 | 18.14 | 17.65 |
| 4   | 3   | F1   | James Davis     | 13.5  | 2009        | Tamiya     | 16 / 308.99 | 19.31 | 18.20 |

| Lap | Car 1 | Car 2 | Car 3 | Car 4 |
|-----|-------|-------|-------|-------|
| 1   | 17.61 | 18.03 | 18.37 | 18.08 |
| 2   | 17.02 | 17.78 | 19.13 | 17.23 |
| 3   | 16.80 | 18.11 | 18.92 | 17.06 |
| 4   | 16.55 | 20.05 | 18.59 | 19.21 |
| 5   | 16.97 | 18.42 | 18.59 | 16.83 |
| 6   | 19.64 | 17.67 | 24.53 | 17.19 |
| 7   | 17.47 | 17.97 | 19.19 | 17.26 |
| 8   | 16.98 | 17.99 | 19.32 | 17.10 |
| 9   | 16.70 | 18.01 | 19.77 | 18.02 |
| 10  | 17.91 | 17.65 | 19.34 | 17.08 |
| 11  | 16.72 | 18.03 | 18.72 | 19.60 |
| 12  | 17.32 | 17.97 | 18.73 | 17.43 |
| 13  | 16.98 | 18.25 | 18.20 | 17.37 |
| 14  | 17.09 | 18.11 | 19.31 | 17.08 |
| 15  | 16.84 | 17.81 | 18.99 | 17.17 |
| 16  | 16.88 | 18.47 | 19.29 | 16.88 |
| 17  | 16.83 | 18.21 |       | 17.36 |
| 18  | 17.19 |       |       | 17.14 |
| 19  |       |       |       |       |

