

AMCC Winter Series 2009/10 : Round 4: 06/12/2009

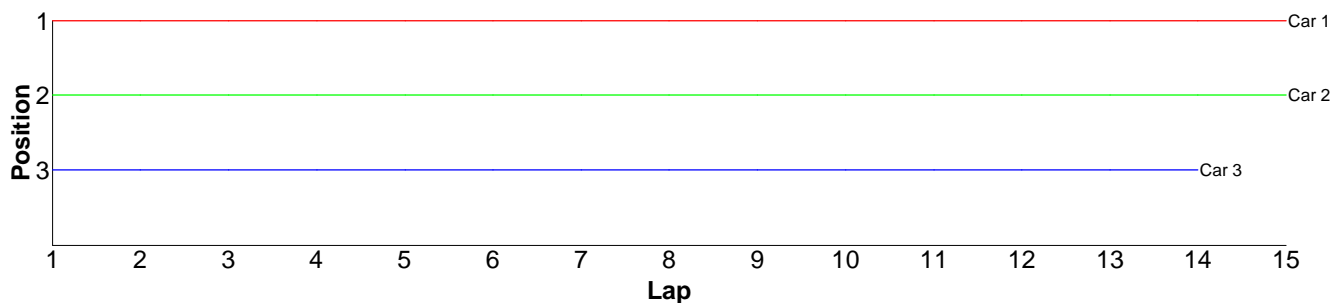
Race Results

17.5 - A Final

Pos	Car	Form	Name	Member Type	Car Make	Result	Ave	Best
1	1	F2	Jack Warren (J)	2009	Xray	15 / 300.14	20.00	20.08
2	2	F2	David Chieng	2009	Tamiya	15 / 306.13	20.40	20.08
3	3	F2	Jason Elliot	V09	Associated	14 / 317.20	22.65	21.07

Lap Car 1 Car 2 Car 3

1	10.77	12.02	14.24
2	20.38	22.33	23.25
3	21.34	22.00	22.89
4	21.12	20.98	21.27
5	20.57	20.31	22.03
6	21.04	20.62	21.16
7	21.58	20.73	21.07
8	20.58	20.08	26.51
9	20.36	20.62	26.93
10	20.54	20.94	26.75
11	20.08	21.44	21.17
12	20.42	20.69	24.59
13	20.25	20.75	23.79
14	20.18	21.38	21.55
15	20.93	21.24	
16			

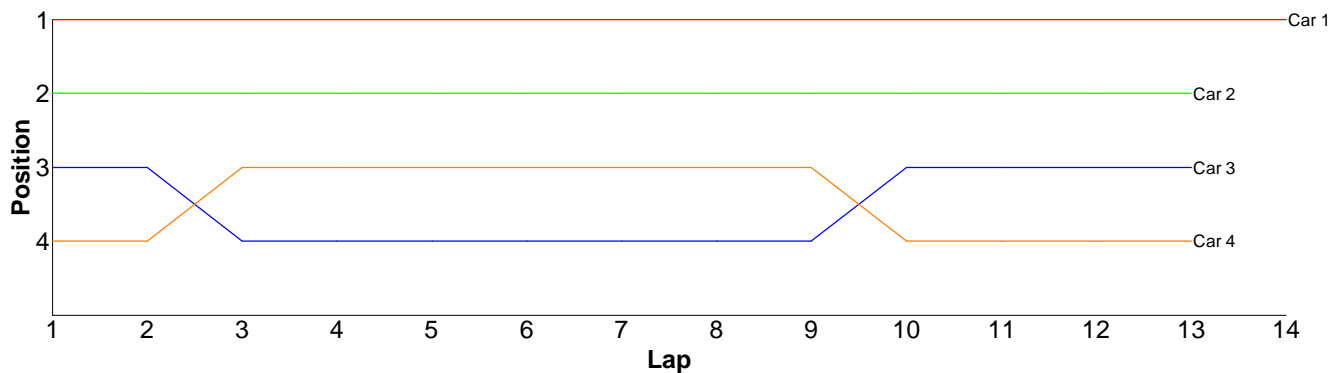


Bikes - A Final

Pos	Car	Form	Name	Member Type	Car Make	Result	Ave	Best
1	1	F1	Simon Lancaster	V09		14 / 316.37	22.59	23.02
2	2	F1	Steve Leake	2009		13 / 301.98	23.22	23.38
3	3	F1	Gerald Page	2009		13 / 319.26	24.55	23.85
4	4	F1	Andy Carless	2009		13 / 324.19	24.93	23.75

Lap	Car 1	Car 2	Car 3	Car 4
-----	-------	-------	-------	-------

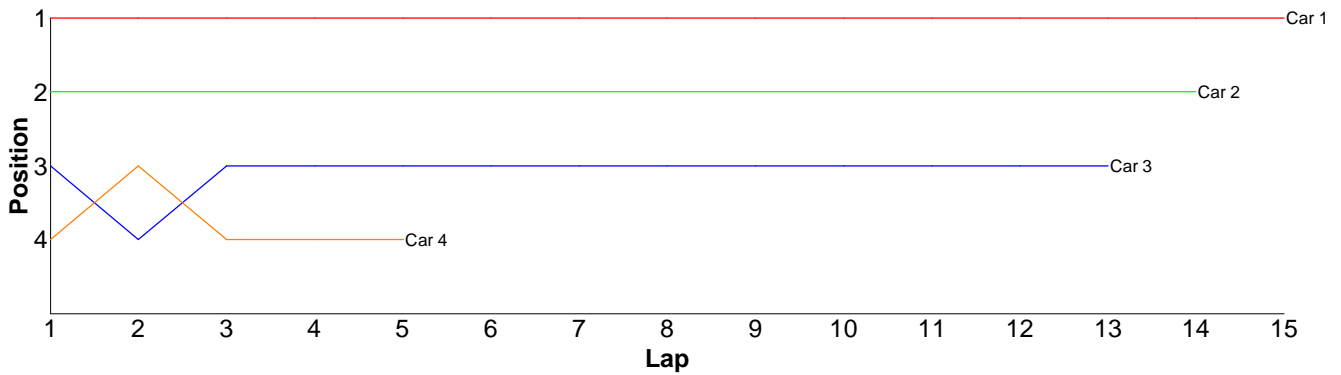
1	13.37	15.28	16.87	19.47
2	23.36	24.03	26.32	24.04
3	23.26	23.88	25.68	24.72
4	23.18	23.38	24.17	23.75
5	23.07	23.67	23.85	24.53
6	23.26	24.10	24.12	24.26
7	23.30	24.37	24.26	23.77
8	23.12	23.92	24.06	23.97
9	23.12	23.49	23.94	24.07
10	23.14	24.40	26.66	28.38
11	23.02	23.57	24.05	33.96
12	23.56	23.78	31.40	24.73
13	23.73	24.11	23.88	24.54
14	23.88			
15				



GT2 - A Final

Pos	Car	Form	Name	Member Type	Car Make	Result	Ave	Best
1	1		Rob Warren	2009	Associated	15 / 307.12	20.47	20.22
2	2		Tim Webb	2009	Associated	14 / 306.48	21.89	21.43
3	3		Dave Skelton	2009	Associated	13 / 303.06	23.31	21.52
4	4		Nigel Moss	2009	CRC	5 / 118.87	23.77	22.80

Lap	Car 1	Car 2	Car 3	Car 4
1	11.46	12.27	13.30	15.58
2	22.44	22.16	25.65	22.80
3	20.49	23.68	22.14	25.37
4	23.06	23.83	21.55	25.22
5	21.45	21.63	22.93	29.90
6	21.57	21.43	24.06	
7	20.72	23.33	24.28	
8	21.04	21.91	21.52	
9	20.75	22.20	21.87	
10	20.79	23.95	29.20	
11	20.99	22.17	28.13	
12	20.70	21.59	23.72	
13	20.22	21.69	24.71	
14	20.46	24.64		
15	20.98			
16				



<13.5 / 10.5> - A Final

Pos	Car	Form	Name	Class	Member Type	Car Make	Result	Ave	Best
1	1	F1	Ori Sohachevsky	10.5	2009	Schumacher	19 / 309.84	16.30	16.31
2	2	F1	Jamie Vassallo	10.5	2009	Schumacher	19 / 316.66	16.66	16.58
3	4	F1	James Davis	13.5	2009	Tamiya	18 / 312.33	17.35	17.39
4	3	F2	Nick Adams	13.5	2009	Schumacher	17 / 301.79	17.75	16.81
5	5	F2	Kieran Stokes (J)	13.5	2009	Xray	17 / 306.76	18.04	17.26
6	6	F2	Gerald Page	13.5	2009	Tamiya	16 / 301.68	18.85	18.22
7	7	F2	Robin Francis	13.5	2009	Hot Bodies	16 / 316.06	19.75	18.00
8	8	F2	Scott Stokes	13.5	2009	Xray	15 / 308.47	20.56	18.44

Lap	Car 1	Car 2	Car 3	Car 4	Car 5	Car 6	Car 7	Car 8
1	9.44	9.74	10.26	10.43	10.82	15.91	12.40	12.85
2	16.44	16.95	17.53	17.75	17.58	18.55	20.38	18.98
3	16.67	16.98	17.42	18.41	18.07	18.22	19.15	18.44
4	16.67	17.07	16.81	17.76	17.47	18.59	19.99	18.85
5	16.62	17.18	17.36	17.72	18.28	18.46	23.81	19.67
6	16.57	16.76	17.01	18.28	18.49	18.77	26.14	19.05
7	16.90	16.93	17.16	17.49	17.83	19.61	20.09	19.06
8	16.61	17.06	24.03	17.39	17.45	18.78	22.26	37.71
9	16.87	16.86	17.35	17.43	17.26	18.46	18.01	24.57
10	16.49	17.18	17.97	17.65	17.40	18.55	18.00	18.93
11	16.52	17.10	16.91	17.77	17.49	18.34	21.51	20.51
12	16.62	17.10	16.96	17.70	18.06	18.35	18.13	18.70
13	16.42	16.63	17.64	17.69	18.37	18.59	18.68	20.69
14	16.60	17.80	17.78	17.59	18.61	23.53	19.45	20.72
15	16.91	17.89	24.92	17.58	17.68	18.40	18.96	19.74
16	17.79	16.91	17.24	18.73	18.83	20.57	19.10	
17	16.76	16.58	17.44	17.45	27.07			
18	16.63	16.97		17.51				
19	16.31	16.97						
20								

