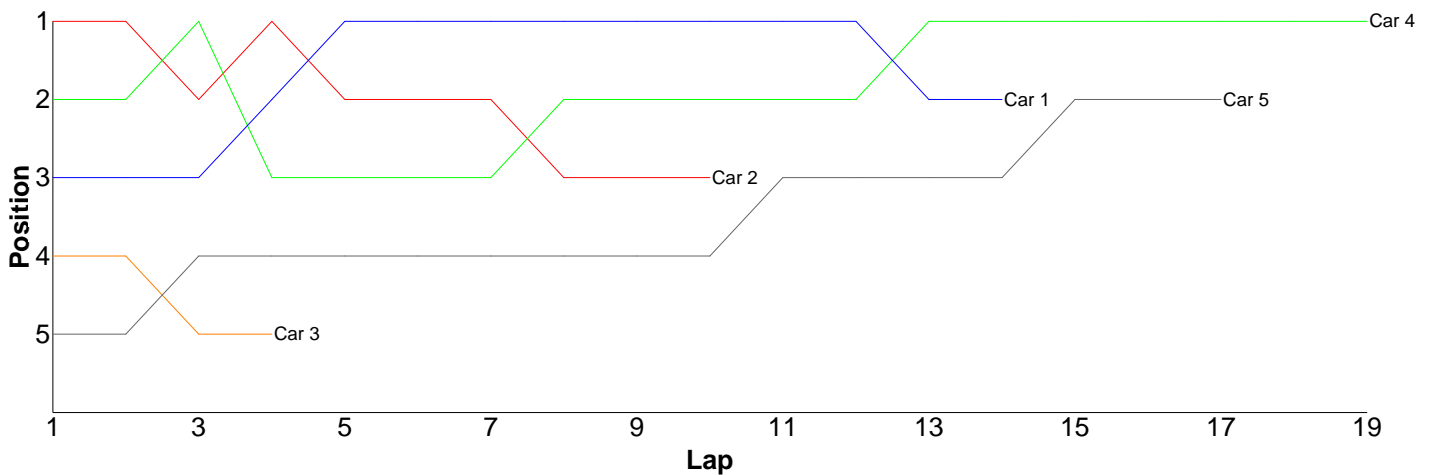


Race Results

Heat 1 - Round 1 (IC 1/10th)

Pos	Car	Form	Name	Member Type	Car Make	Result	Ave	Best
1	4	F2	Mark Fagan	2009	Serpent	19 / 304.77	16.04	15.32
2	5	F2	Stephen Mills	2009	Xray	17 / 315.42	18.55	16.76
3	1	F2	Phillip Pullen	2009	Team Magic	14 / 241.02	17.21	15.20
4	2	F2	Colin Taggart	2009	Xray	10 / 175.04	17.50	15.56
5	3	F2	Andrew Mills	2009	Mugen	4 / 84.40	21.10	16.29
6	6	F2	Nitin Katiyar	2009	Team Magic	0 / 0.00	0.00	0.00

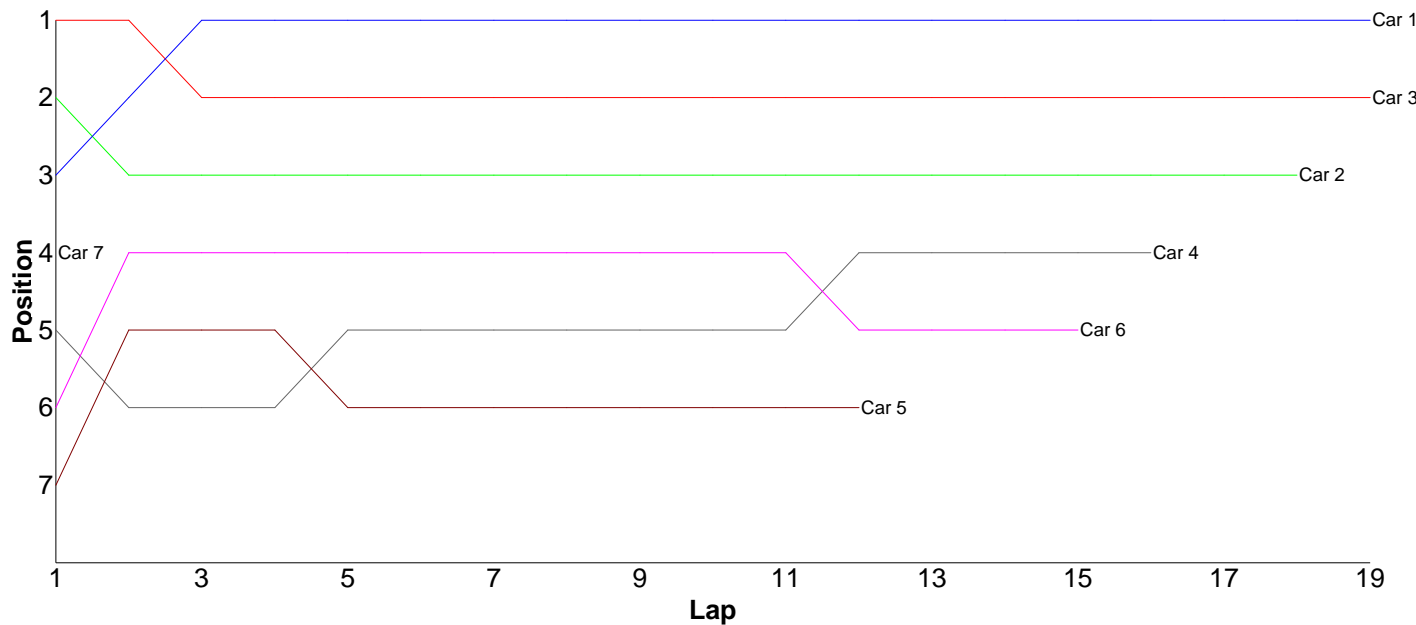
Lap	Car 1	Car 2	Car 3	Car 4	Car 5	Car 6
1	16.50	15.56	17.19	16.10	18.23	
2	15.75	15.98	16.29	15.73	17.61	
3	15.99	16.46	22.05	15.68	17.44	
4	16.57	15.94	28.87	19.06	16.76	
5	15.20	16.10		15.75	16.82	
6	15.52	16.06		15.39	17.65	
7	16.50	16.12		17.94	19.90	
8	15.61	28.52		15.73	29.08	
9	15.38	18.20		15.79	17.50	
10	15.72	16.10		15.32	17.93	
11	15.70			16.92	17.48	
12	15.39			16.05	19.70	
13	23.23			15.86	17.24	
14	27.96			15.74	17.56	
15				15.43	17.72	
16				15.50	18.70	
17				15.48	18.10	
18				15.36		
19				15.94		
20						



Heat 2 - Round 1 (<GT>)

Pos	Car	Form	Name	Class	Member Type	Car Make	Result	Ave	E
1	1	F1	Nigel Moss	GT2	2009	Calandra	19 / 300.55	15.81	15
2	3	F3	Tim Webb	GT2	2009	Associated	19 / 310.66	16.35	15
3	2	F1	Dave Skelton	GT2	2009	Associated	18 / 314.94	17.49	16
4	4		Jon Wilkins	GT2	2009	Associated	16 / 304.26	19.01	16
5	6	F4	Neil Talbot	GT3	2009	Calandra	15 / 298.46	19.89	18
6	5	F4	Scott Stokes	GT3	2009	Tamiya	12 / 290.94	24.24	18
7	7		David Cole	GT3	V09	Associated	1 / 17.11	17.11	17

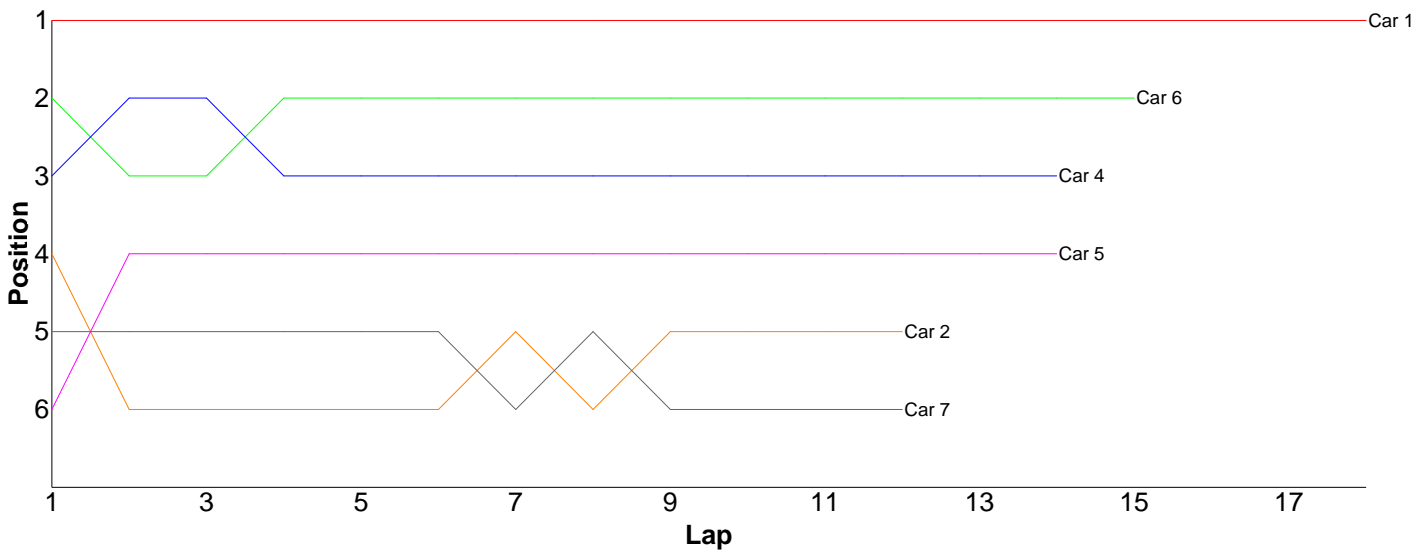
Lap	Car 1	Car 2	Car 3	Car 4	Car 5	Car 6	Car 7
1	16.36	16.33	16.17	18.13	20.35	19.70	17.11
2	16.06	16.77	16.24	37.17	20.49	19.87	
3	15.86	22.98	16.51	19.88	28.51	19.79	
4	15.78	16.20	15.75	18.03	21.35	19.55	
5	15.93	16.14	16.53	17.45	19.96	19.20	
6	15.78	16.50	16.06	16.85	33.88	19.12	
7	15.96	17.07	16.01	16.50	20.92	22.43	
8	15.68	19.05	16.47	16.88	18.41	18.87	
9	15.63	18.51	15.98	22.14	20.45	20.14	
10	15.68	17.07	16.65	18.02	29.24	19.24	
11	15.52	16.85	18.35	17.38	37.03	19.46	
12	15.81	16.54	16.11	17.07	20.35	19.16	
13	15.65	18.55	16.15	17.57		19.28	
14	15.56	17.29	16.37	17.05		22.98	
15	15.47	17.74	16.18	17.17		19.67	
16	15.71	17.73	16.37	16.97			
17	15.89	16.88	16.23				
18	16.17	16.74	16.10				
19	16.05		16.43				
20							



Heat 3 - Round 1 (17.5 / 27T)

Pos	Car	Form	Name	Member Type	Car Make	Result	Ave	Best
1	1	F3	Scott Hauser	2009	Xray	18 / 308.45	17.13	16.35
2	6	F2	Jason Elliot	V09	Associated	15 / 317.00	21.13	18.62
3	4	F2	Paul Taylor	2009	Schumacher	14 / 304.83	21.77	20.50
4	5	F2	Bradley Killick (J)	2009	Xray	14 / 313.40	22.38	20.90
5	2	F2	Nicholas Mugridge	2009	Schumacher	12 / 300.12	25.01	19.72
6	7		Simon Anderson	V09	Hot Bodies	12 / 302.24	25.18	20.77
=7	3	F2	Matthew Mills (J)	2009	Xray	0 / 0.00	0.00	0.00
=7	8		Luke Donnelly (J)	2009	Xray	0 / 0.00	0.00	0.00

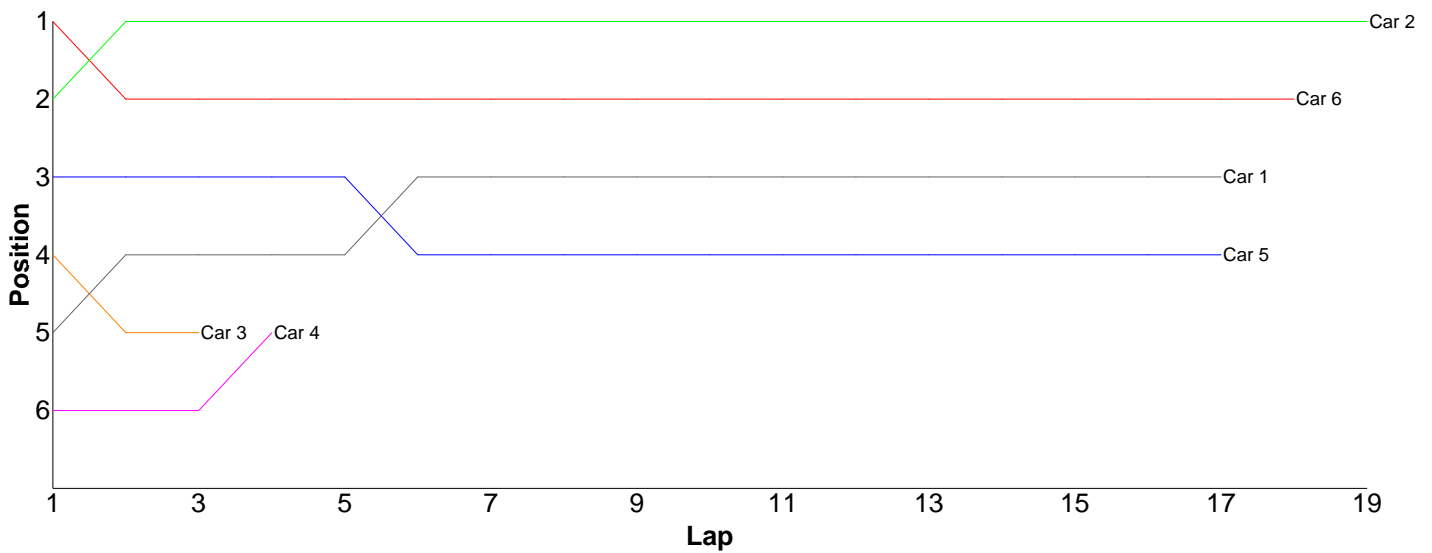
Lap	Car 1	Car 2	Car 3	Car 4	Car 5	Car 6	Car 7	Car 8
1	17.89	24.78		22.06	32.25	21.20	26.65	
2	16.52	32.91		21.16	20.94	26.48	30.93	
3	19.62	25.30		21.05	20.96	20.53	21.30	
4	16.35	30.99		28.42	21.52	18.62	20.81	
5	16.93	23.10		20.50	22.48	19.84	23.70	
6	16.50	23.24		21.81	21.88	19.52	30.41	
7	16.47	27.46		20.77	20.90	23.15	37.88	
8	16.90	27.21		20.73	21.38	19.94	22.33	
9	16.63	21.86		21.15	20.94	19.96	23.10	
10	16.68	19.72		21.51	21.58	20.72	22.72	
11	16.98	23.54		21.51	22.15	20.64	21.64	
12	16.71	20.01		21.79	21.54	20.14	20.77	
13	17.03			21.43	23.70	19.66		
14	17.06			20.94	21.18	20.01		
15	17.06					26.59		
16	17.04							
17	19.06							
18	17.02							
19								



Heat 4 - Round 1 (13.5 / 23T)

Pos	Car	Form	Name	Member Type	Car Make	Result	Ave	Best
1	2		Spencer Jones	V09	Hot Bodies	19 / 309.40	16.28	15.95
2	6	F2	Kyle Fuller (J)	2009	Xray	18 / 304.15	16.89	16.49
3	1	F1	Ian Cairns	2009	Schumacher	17 / 300.29	17.66	16.35
4	5	F2	Neil Pilkington	2009	Hot Bodies	17 / 315.40	18.55	16.57
5	4	F2	Kieran Stokes (J)	2009	Xray	4 / 180.43	45.10	19.38
6	3	F2	Craig Murrell (J)	2009	Schumacher	3 / 53.79	17.93	17.75

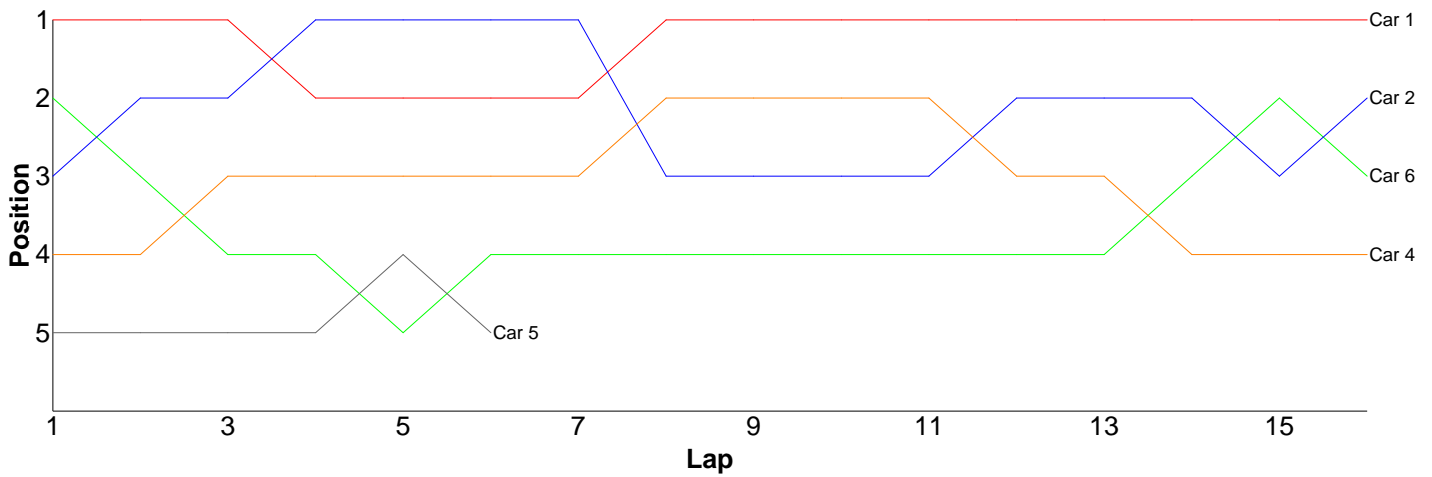
Lap	Car 1	Car 2	Car 3	Car 4	Car 5	Car 6
1	18.36	16.97	17.92	23.43	17.18	16.96
2	17.06	16.34	18.12	98.86	16.58	16.59
3	17.74	16.15	17.75	19.38	17.15	16.79
4	17.02	16.23		38.76	17.84	17.80
5	20.25	16.21			16.57	16.66
6	16.76	15.95			22.48	16.84
7	17.20	16.00			24.41	16.56
8	18.20	15.96			17.05	17.21
9	16.67	15.95			17.05	16.71
10	16.35	16.04			18.11	16.75
11	16.48	16.15			24.30	16.71
12	18.16	16.12			19.86	16.76
13	18.09	16.40			17.57	16.59
14	16.99	16.45			17.82	18.42
15	16.77	16.16			17.12	16.74
16	16.54	16.24			17.42	16.73
17	21.65	16.49			16.89	16.49
18		16.39				16.84
19		17.20				
20						



Heat 5 - Round 1 (13.5 / 23T)

Pos	Car	Form	Name	Member Type	Car Make	Result	Ave	Best
1	1	F2	Robin Francis	2009	Hot Bodies	16 / 300.98	18.81	17.05
2	2	F2	Andrew Mills	2009	Xray	16 / 303.81	18.98	17.06
3	6	F2	Mike Vorley	2009	Schumacher	16 / 306.15	19.13	16.83
4	4	F2	Scott Stokes	2009	Xray	16 / 314.93	19.68	17.07
5	5	F2	Andy Lewis	2009	Hot Bodies	6 / 138.47	23.07	18.53
6	3	F2	Jose Jimemez	2009	Hot Bodies	0 / 0.00	0.00	0.00

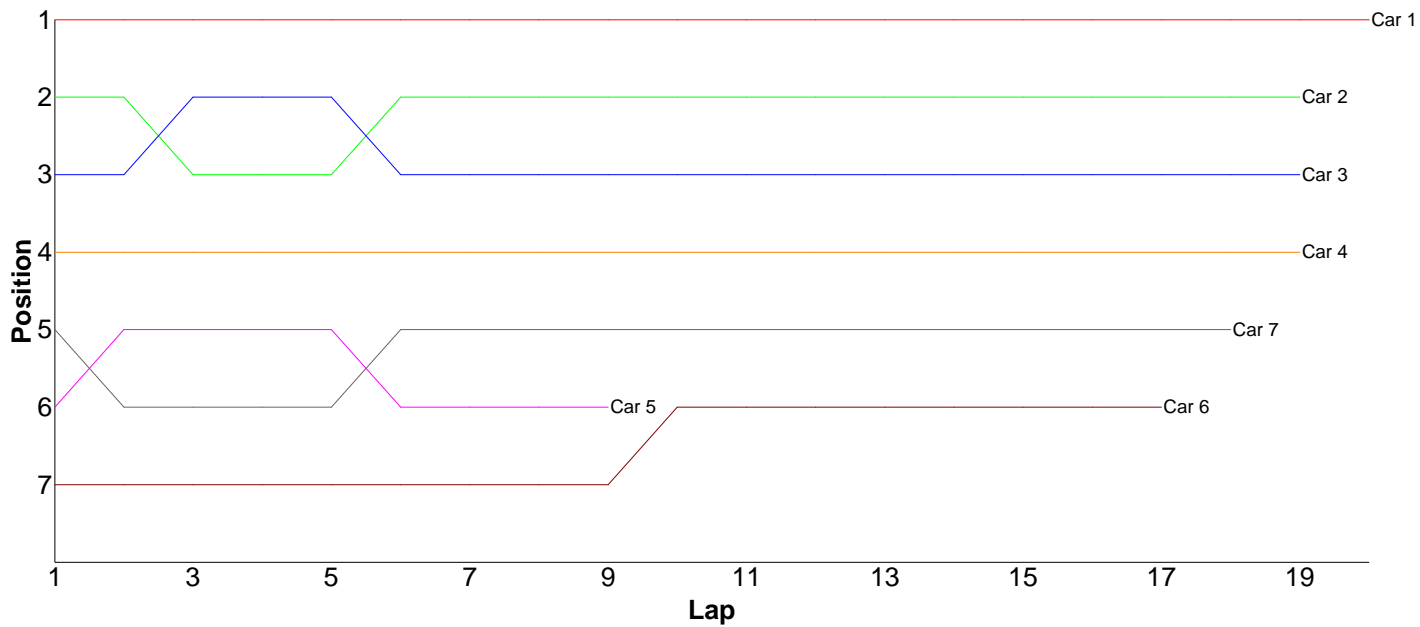
Lap	Car 1	Car 2	Car 3	Car 4	Car 5	Car 6
1	17.52	19.56		20.33	26.99	18.79
2	19.68	17.72		23.65	21.36	21.92
3	17.29	18.06		18.85	18.93	25.89
4	24.78	17.99		17.90	20.60	17.73
5	17.28	23.11		18.68	18.53	23.06
6	17.75	17.45		17.07	32.06	17.16
7	19.19	19.45		18.26		19.26
8	17.59	23.02		17.32		18.13
9	17.05	22.06		19.64		17.76
10	20.34	18.19		17.82		19.30
11	19.07	17.06		19.22		17.79
12	22.73	18.84		23.91		17.14
13	17.84	17.39		18.11		17.29
14	17.46	17.98		22.36		17.10
15	17.58	18.11		17.70		16.83
16	17.83	17.82		24.11		21.00
17						



Heat 6 - Round 1 (13.5 / 23T)

Pos	Car	Form	Name	Member Type	Car Make	Result	Ave	Best
1	1	F2	Ben Cane	2009	Schumacher	20 / 314.14	15.70	15.46
2	2	F1	Scott Hauser	2009	Schumacher	19 / 303.79	15.98	15.34
3	3	F1	Anthony Pedder	2009	Schumacher	19 / 305.65	16.08	15.56
4	4	F2	James Davis	2009	Tamiya	19 / 314.73	16.56	16.05
5	7		Chris House	V09	Xray	18 / 310.58	17.25	16.47
6	6		Kevin Sturt	V09	Team Magic	17 / 306.35	18.02	16.66
7	5	F1	Gary Fuller	2009	Schumacher	9 / 164.18	18.24	16.43

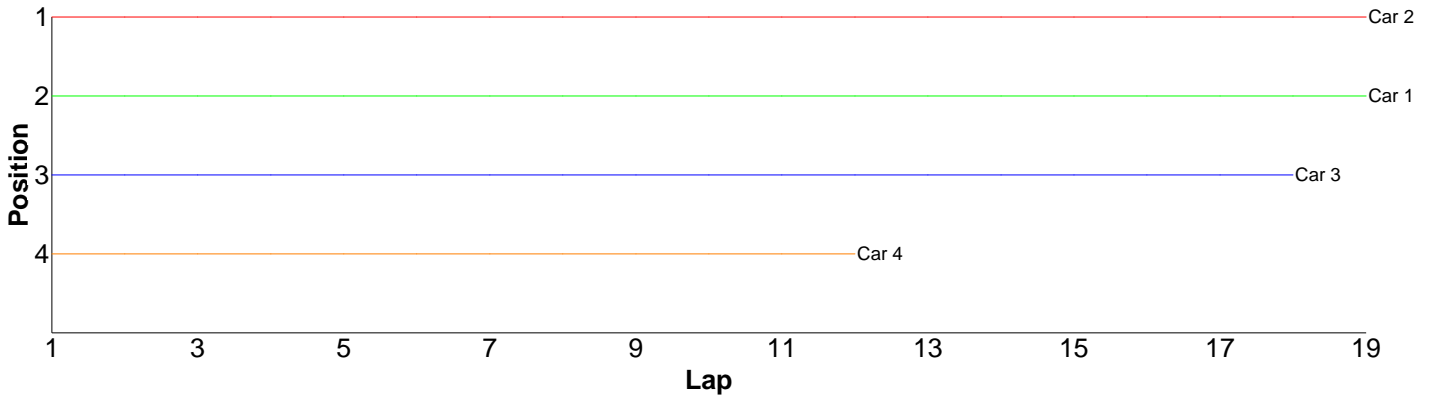
Lap	Car 1	Car 2	Car 3	Car 4	Car 5	Car 6	Car 7
1	15.86	16.18	16.60	16.82	18.45	21.15	17.80
2	15.88	15.78	16.28	17.05	16.46	20.36	18.72
3	15.54	19.14	16.00	17.25	16.56	17.88	18.41
4	15.60	15.34	15.66	16.41	16.66	18.59	17.71
5	16.06	15.34	16.70	16.72	16.53	18.47	16.76
6	15.73	15.73	16.58	17.68	23.00	18.74	16.92
7	15.56	15.54	16.89	16.09	23.17	18.23	17.74
8	15.75	16.47	15.98	16.45	16.43	17.10	16.78
9	15.50	15.52	15.58	16.54	16.92	16.82	17.21
10	15.68	15.67	16.09	16.56		17.25	17.41
11	15.46	15.40	15.82	16.53		16.66	16.89
12	15.71	16.46	15.91	17.23		17.18	17.49
13	15.61	15.60	16.15	16.23		17.63	16.47
14	15.84	15.47	15.95	16.32		17.50	16.63
15	15.50	15.47	15.71	16.13		18.11	16.57
16	15.84	15.84	15.56	16.27		16.98	17.00
17	15.90	16.13	15.95	16.17		17.70	16.99
18	15.75	16.06	16.19	16.23			17.08
19	15.76	16.65	16.05	16.05			
20	15.61						
21							



Heat 7 - Round 1 (10.5 / 19T)

Pos	Car	Form	Name	Member Type	Car Make	Result	Ave	Best
1	2		Damian Giddins	V09	Xray	19 / 308.44	16.23	15.73
2	1	F2	Neil Talbot	2009	Xray	19 / 313.60	16.50	15.56
3	3	F2	Stephen Mills	2009	Schumacher	18 / 317.08	17.61	16.82
4	4		David Robinson	V09	Xray	12 / 259.15	21.59	18.12

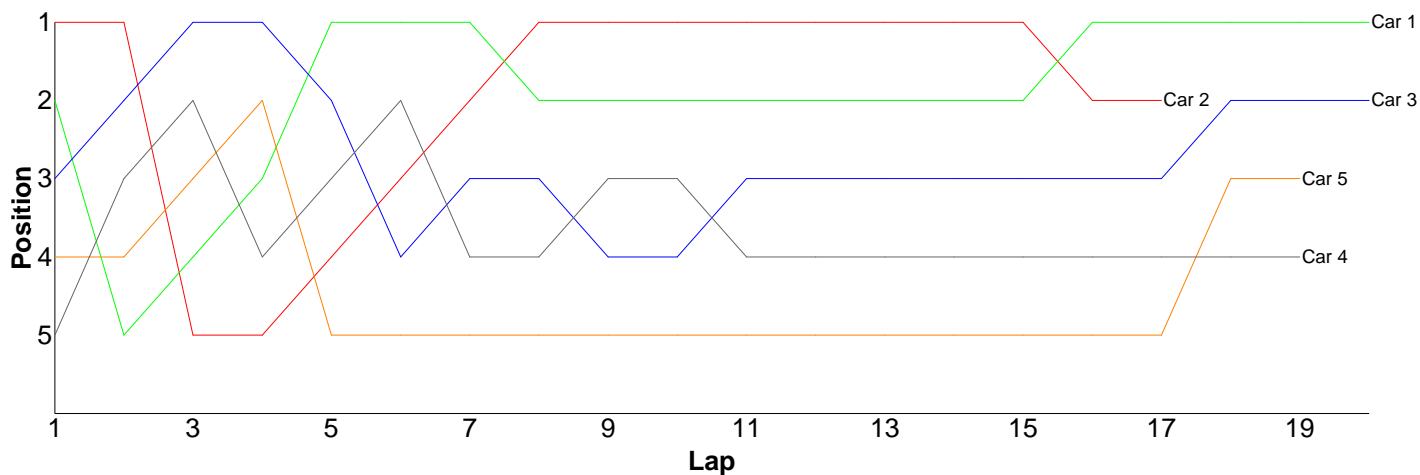
Lap	Car 1	Car 2	Car 3	Car 4
1	17.50	16.76	19.38	22.95
2	18.02	16.10	18.17	20.63
3	15.59	16.18	17.87	18.43
4	18.37	16.25	17.60	18.83
5	16.57	17.09	17.23	18.60
6	15.84	16.05	17.34	30.13
7	15.77	15.76	17.39	27.01
8	16.10	16.03	16.82	20.55
9	15.97	15.73	17.50	21.26
10	15.89	16.12	17.64	18.12
11	15.56	16.35	17.74	18.71
12	15.78	16.09	18.27	23.93
13	15.56	16.30	17.07	
14	17.48	16.57	17.93	
15	18.14	16.06	17.35	
16	16.15	16.31	17.54	
17	17.38	16.65	16.87	
18	16.15	16.17	17.37	
19	15.78	15.87		
20				



Heat 8 - Round 1 (10.5 / 19T)

Pos	Car	Form	Name	Member Type	Car Make	Result	Ave	Best
1	1	F1	John Zottl	2009	Xray	20 / 310.43	15.52	14.83
2	3	F1	Nick Adams	2009	Schumacher	20 / 311.98	15.59	14.91
3	5	F1	Brian Killick	2009	Xray	19 / 304.25	16.01	15.40
4	4	F2	David Johnson	2009	Schumacher	19 / 304.34	16.01	15.42
5	2	F1	Matthew Quinlisk	2009	Hot Bodies	17 / 264.65	15.56	14.72

Lap	Car 1	Car 2	Car 3	Car 4	Car 5
1	15.38	15.36	15.51	15.85	15.70
2	16.84	14.91	15.48	15.58	15.92
3	15.69	19.01	15.61	15.76	15.58
4	15.09	15.16	15.81	16.19	15.75
5	15.12	14.77	16.03	15.52	16.72
6	14.83	15.34	16.21	15.56	15.61
7	15.62	14.90	15.29	15.68	16.11
8	15.70	14.75	15.13	16.25	16.12
9	15.19	14.72	17.16	15.56	15.67
10	17.45	15.32	15.80	15.97	15.40
11	15.17	15.10	14.91	15.66	16.20
12	14.86	14.95	15.45	15.71	17.64
13	15.09	14.84	15.48	15.60	16.10
14	15.39	14.82	15.06	15.42	16.03
15	15.56	17.54	15.61	16.05	15.88
16	15.37	17.02	15.26	15.55	16.08
17	15.41	16.14	15.35	20.74	16.18
18	15.41		15.99	15.95	15.67
19	15.87		15.71	15.74	15.89
20	15.39		15.13		
21					

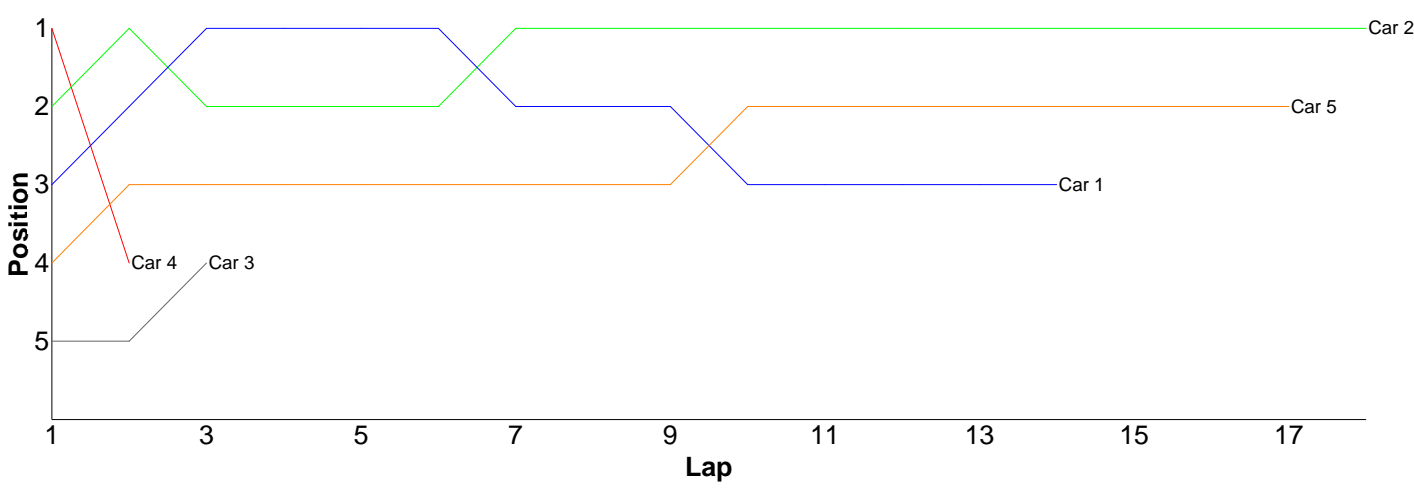


Heat 1 - Round 2 (IC 1/10th)

Pos	Car	Form	Name	Member Type	Car Make	Result	Ave	Best
1	2	F2	Colin Taggart	2009	Xray	18 / 301.50	16.75	15.57
2	5	F2	Stephen Mills	2009	Xray	17 / 315.23	18.54	17.22
3	1	F2	Phillip Pullen	2009	Team Magic	14 / 308.97	22.06	15.76
4	3	F2	Andrew Mills	2009	Mugen	3 / 61.00	20.33	18.50
5	4	F2	Mark Fagan	2009	Serpent	2 / 39.20	19.60	17.10
6	6	F2	Nitin Katiyar	2009	Team Magic	0 / 0.00	0.00	0.00

Lap	Car 1	Car 2	Car 3	Car 4	Car 5	Car 6
1	17.67	17.49	18.50	17.10	18.28	
2	16.34	16.11	20.77	22.10	17.61	
3	16.46	18.56	21.73		22.41	

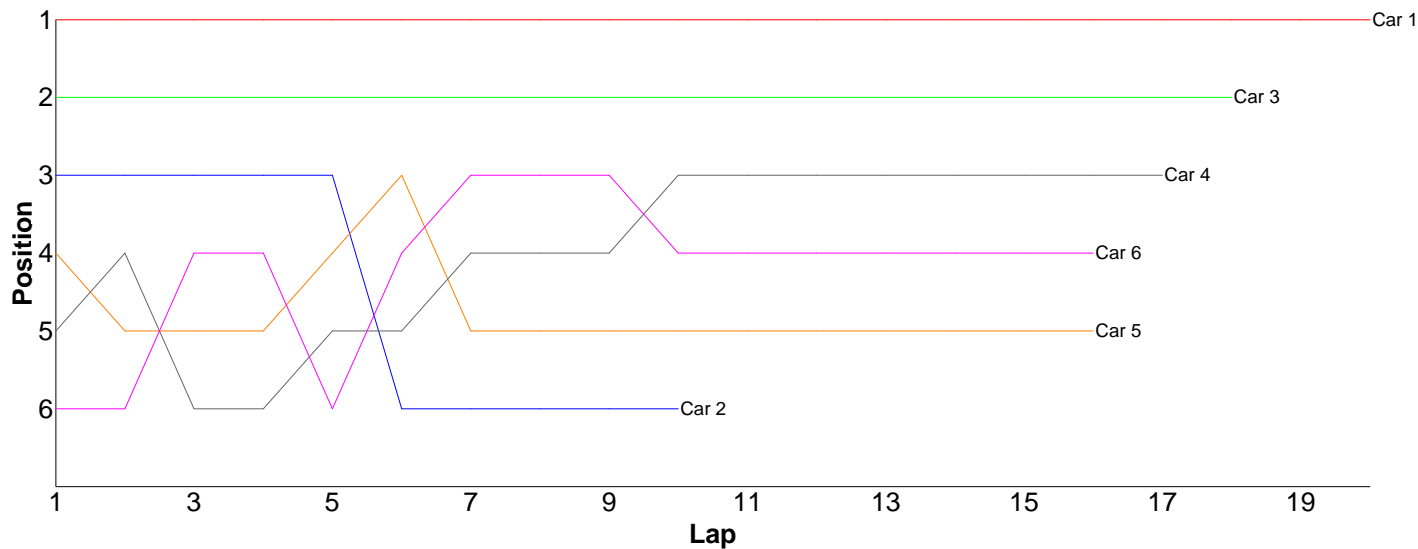
4	15.87	15.93	18.31
5	16.49	16.90	18.83
6	15.94	15.78	18.80
7	21.56	17.07	19.99
8	16.11	16.19	18.88
9	22.94	15.99	17.93
10	83.97	16.51	19.49
11	15.96	15.63	18.14
12	17.70	15.76	17.75
13	15.76	15.73	18.32
14	16.20	23.46	17.29
15		16.57	17.80
16		15.57	17.22
17		15.91	18.18
18		16.34	
19			



Heat 2 - Round 2 (<GT>)

Pos	Car	Form	Name	Class	Member Type	Car Make	Result	Ave	E
1	1	F1	Nigel Moss	GT2	2009	Calandra	20 / 310.64	15.53	15
2	3	F3	Tim Webb	GT2	2009	Associated	18 / 301.06	16.72	15
3	4		Jon Wilkins	GT2	2009	Associated	17 / 307.28	18.07	16
4	6	F4	Neil Talbot	GT3	2009	Calandra	16 / 308.13	19.25	17
5	5	F4	Scott Stokes	GT3	2009	Tamiya	16 / 318.92	19.93	18
6	2	F1	Dave Skelton	GT2	2009	Associated	10 / 310.40	31.04	16
7	7		David Cole	GT3	V09	Associated	0 / 0.00	0.00	0

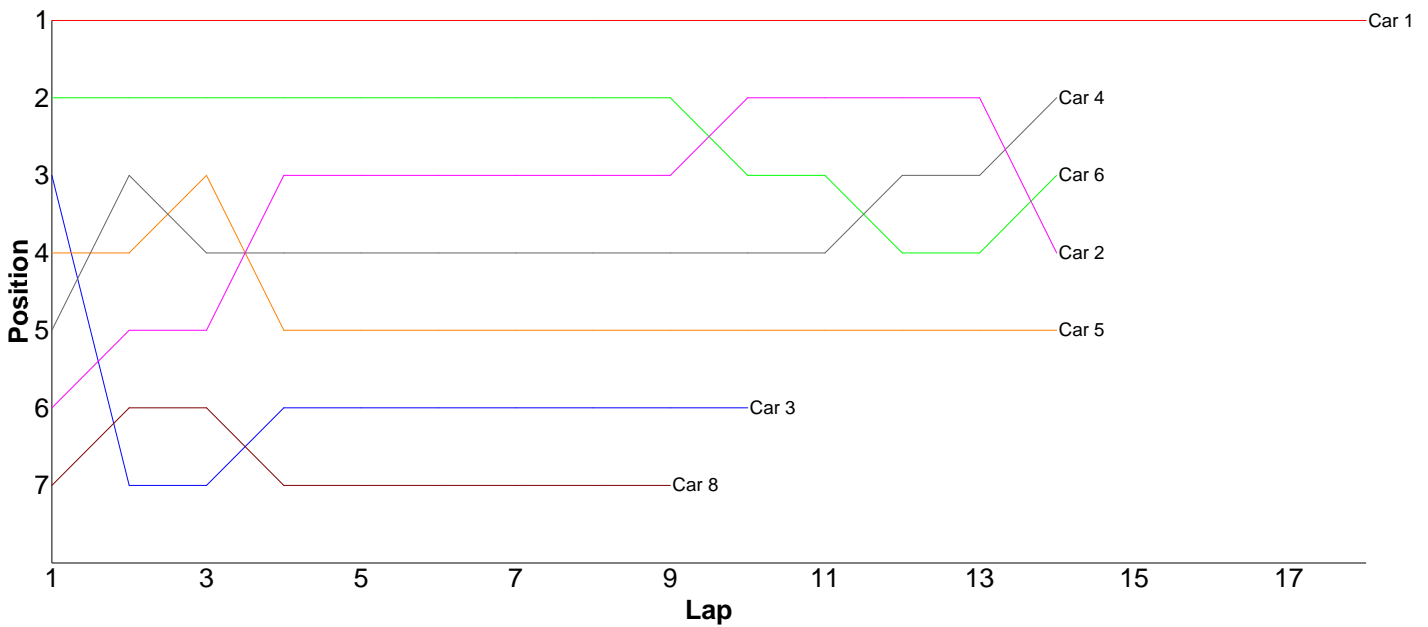
Lap	Car 1	Car 2	Car 3	Car 4	Car 5	Car 6	Car 7
1	15.83	17.57	15.95	18.70	18.60	19.47	
2	15.12	17.59	16.49	17.36	19.30	19.16	
3	15.92	17.25	19.92	21.93	18.89	17.72	
4	15.44	17.05	16.48	17.42	18.58	17.56	
5	15.82	17.99	16.65	18.47	18.18	20.04	
6	15.72	147.73	16.05	28.71	19.92	25.93	
7	15.54	16.52	17.10	16.87	26.45	17.56	
8	15.40	24.37	16.88	16.91	18.39	17.37	
9	15.55	17.64	16.44	20.23	18.58	19.85	
10	15.46	16.69	16.41	16.63	18.08	19.81	
11	15.58		15.92	16.12	21.66	17.01	
12	15.67		16.22	16.33	19.26	18.42	
13	15.37		17.47	16.05	18.34	20.76	
14	15.42		16.03	16.33	26.08	17.46	
15	15.41		19.15	16.51	19.38	22.45	
16	15.37		15.93	16.39	19.23	17.56	
17	15.30		15.70	16.32			
18	15.54		16.27				
19	15.61						
20	15.57						
21							



Heat 3 - Round 2 (17.5 / 27T)

Pos	Car	Form	Name	Member Type	Car Make	Result	Ave	Best
1	4	F2	Paul Taylor	2009	Schumacher	14 / 306.80	21.91	20.18
2	6	F2	Jason Elliot	V09	Associated	14 / 312.14	22.29	19.27
3	2	F2	Nicholas Mugridge	2009	Schumacher	14 / 312.82	22.34	19.69
4	5	F2	Bradley Killick (J)	2009	Xray	14 / 315.34	22.52	20.07
5	3	F2	Matthew Mills (J)	2009	Xray	10 / 254.76	25.47	20.04
6	8		Luke Donnelly (J)	2009	Xray	9 / 289.06	32.11	25.88
=7	1	F3	Scott Hauser	2009	Xray	0 / 0.00	0.00	16.22
=7	7		Simon Anderson	V09	Hot Bodies	0 / 0.00	0.00	0.00

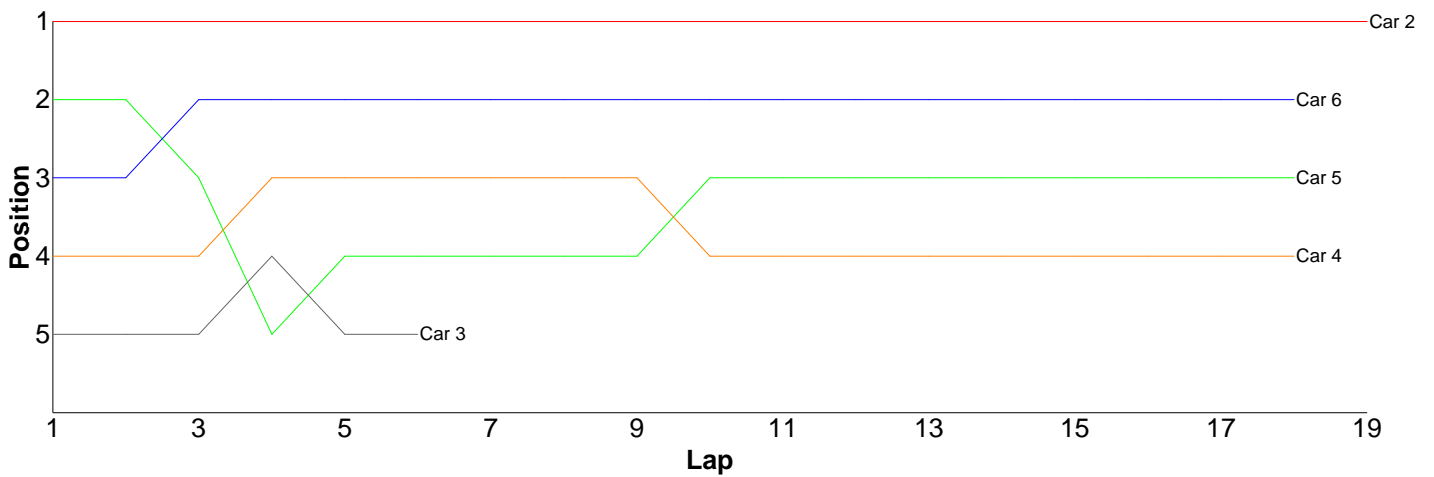
Lap	Car 1	Car 2	Car 3	Car 4	Car 5	Car 6	Car 7	Car 8
1	16.44	24.24	21.00	22.79	22.74	19.65		26.10
2	16.36	20.62	37.07	20.18	20.67	21.09		30.16
3	16.22	20.26	26.05	21.25	20.80	19.57		25.88
4	16.68	23.40	23.11	30.41	35.87	19.27		44.37
5	16.60	21.35	20.59	21.00	20.32	20.95		26.98
6	16.35	19.69	27.99	20.40	20.51	25.22		31.71
7	16.40	20.26	28.28	21.88	21.20	20.80		34.80
8	16.57	23.62	24.36	20.57	20.99	20.90		34.68
9	16.67	20.59	20.04	22.03	20.95	25.17		34.38
10	16.37	20.05	26.27	20.81	27.77	21.89		
11	16.75	20.08		21.42	21.78	21.86		
12	16.78	26.70		21.36	20.08	30.28		
13	16.84	20.56		21.50	20.07	20.55		
14	16.89	31.40		21.20	21.59	24.94		
15	17.04							
16	16.81							
17	17.61							
18	16.81							
19								



Heat 4 - Round 2 (13.5 / 23T)

Pos	Car	Form	Name	Member Type	Car Make	Result	Ave	Best
1	2		Spencer Jones	V09	Hot Bodies	19 / 310.93	16.36	16.00
2	6	F2	Kyle Fuller (J)	2009	Xray	18 / 301.80	16.76	16.37
3	5	F2	Neil Pilkington	2009	Hot Bodies	18 / 305.04	16.94	16.10
4	4	F2	Kieran Stokes (J)	2009	Xray	18 / 308.36	17.13	16.39
5	3	F2	Craig Murrell (J)	2009	Schumacher	6 / 118.04	19.67	17.05
6	1	F1	Ian Cairns	2009	Schumacher	0 / 0.00	0.00	0.00

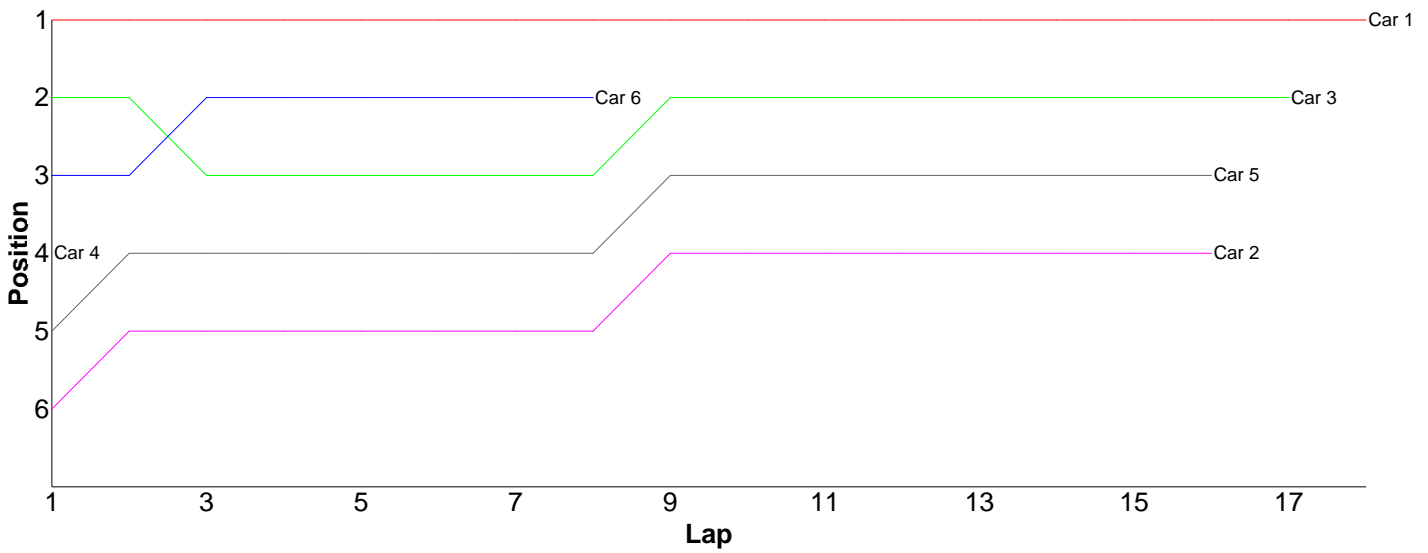
Lap	Car 1	Car 2	Car 3	Car 4	Car 5	Car 6
1		16.43	19.03	16.98	16.53	16.87
2		16.37	17.05	16.58	16.69	16.63
3		16.00	18.26	16.97	17.09	16.61
4		16.05	17.22	16.77	23.54	17.14
5		16.23	26.39	22.25	17.90	16.77
6		16.42	20.09	16.66	17.21	17.19
7		16.13		16.88	16.10	16.52
8		16.19		16.39	16.15	17.06
9		16.21		17.68	16.56	16.82
10		16.19		17.25	16.29	16.93
11		16.06		16.79	16.68	16.74
12		16.23		17.01	16.23	16.37
13		16.21		16.69	16.13	16.64
14		16.33		16.57	16.56	16.44
15		16.41		16.67	16.26	16.80
16		16.35		16.76	16.24	16.56
17		17.92		16.54	16.16	16.69
18		16.62		16.92	16.72	17.02
19		16.58				
20						



Heat 5 - Round 2 (13.5 / 23T)

Pos	Car	Form	Name	Member Type	Car Make	Result	Ave	Best
1	1	F2	Robin Francis	2009	Hot Bodies	18 / 314.87	17.49	16.79
2	3	F2	Jose Jimenez	2009	Hot Bodies	17 / 303.12	17.83	17.39
3	5	F2	Andy Lewis	2009	Hot Bodies	16 / 304.61	19.03	17.46
4	2	F2	Andrew Mills	2009	Xray	16 / 304.70	19.04	17.62
5	6	F2	Mike Vorley	2009	Schumacher	8 / 140.23	17.52	16.79
6	4	F2	Scott Stokes	2009	Xray	1 / 18.96	18.96	18.96

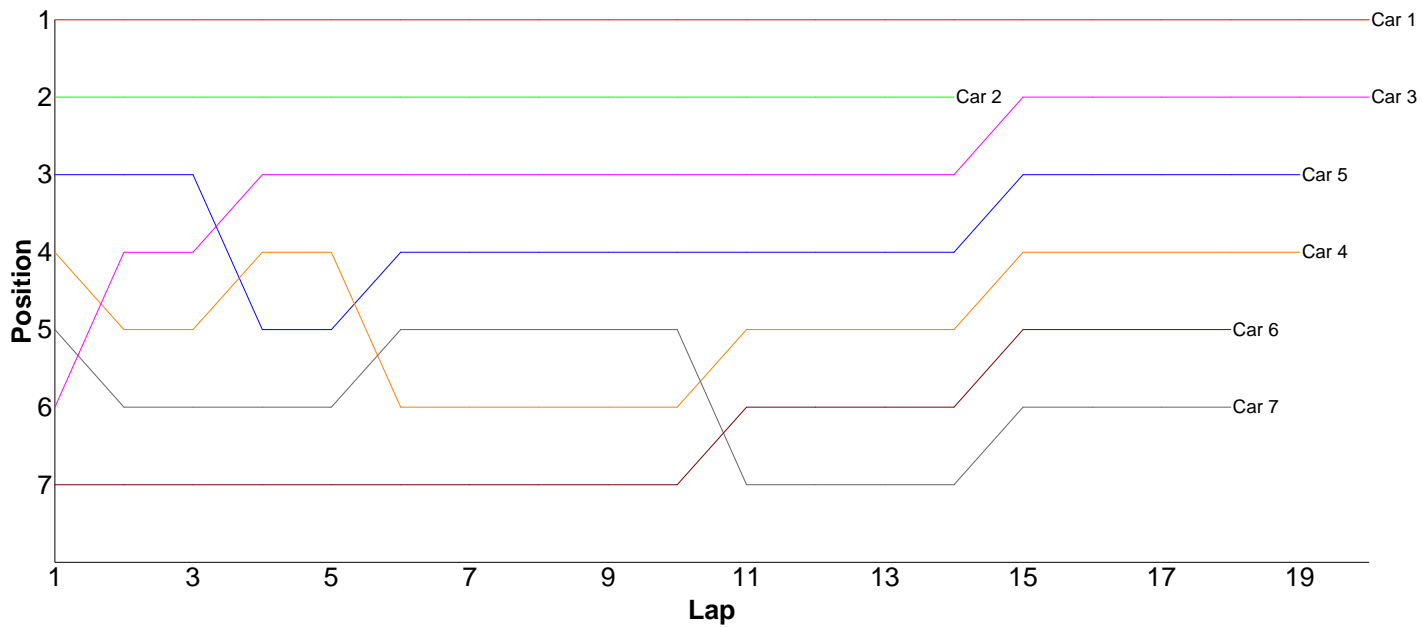
Lap	Car 1	Car 2	Car 3	Car 4	Car 5	Car 6
1	17.03	30.53	17.39	18.96	19.73	17.71
2	17.56	18.40	17.78		19.24	17.71
3	17.07	19.87	18.03		19.13	16.79
4	17.15	19.70	18.41		18.69	17.24
5	17.17	19.98	17.72		21.24	18.46
6	17.94	18.55	18.21		18.02	17.95
7	17.85	17.78	17.53		20.27	16.89
8	16.79	17.64	17.71		19.43	17.48
9	18.01	18.02	17.89		18.52	
10	17.95	17.85	17.92		18.02	
11	18.08	17.88	18.28		17.70	
12	17.76	17.79	17.98		17.90	
13	17.80	17.76	17.63		18.28	
14	17.72	17.66	17.73		17.46	
15	17.40	17.62	17.51		22.56	
16	17.24	17.67	17.61		18.42	
17	17.23		17.79			
18	17.12					
19						



Heat 6 - Round 2 (13.5 / 23T)

Pos	Car	Form	Name	Member Type	Car Make	Result	Ave	Best
1	1	F2	Ben Cane	2009	Schumacher	20 / 305.90	15.29	15.07
2	3	F1	Anthony Pedder	2009	Schumacher	20 / 315.09	15.75	15.48
3	5	F1	Gary Fuller	2009	Schumacher	19 / 304.86	16.04	15.57
4	4	F2	James Davis	2009	Tamiya	19 / 308.46	16.23	15.58
5	6		Kevin Sturt	V09	Team Magic	18 / 301.97	16.77	16.08
6	7		Chris House	V09	Xray	18 / 314.68	17.48	15.97
7	2	F1	Scott Hauser	2009	Schumacher	14 / 220.33	15.73	15.43

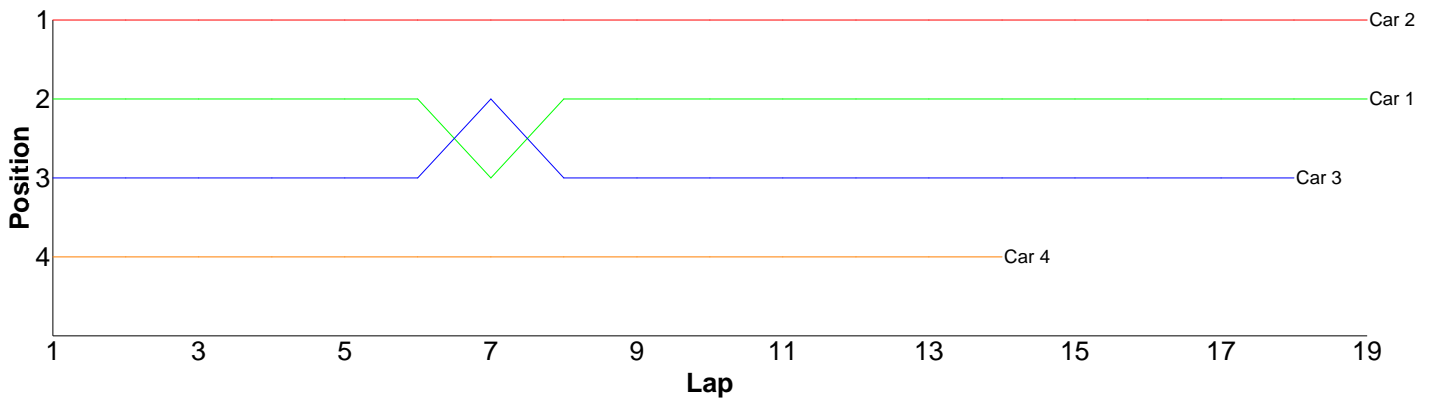
Lap	Car 1	Car 2	Car 3	Car 4	Car 5	Car 6	Car 7
1	15.48	15.56	16.89	16.37	16.10	17.86	16.57
2	15.15	15.43	15.48	16.00	15.99	17.03	16.44
3	15.40	15.52	15.74	15.87	15.94	17.16	16.00
4	15.18	15.93	15.78	15.83	16.78	16.32	16.24
5	15.22	15.45	15.60	16.31	15.72	16.61	16.40
6	15.07	15.91	15.77	20.79	15.86	16.74	16.06
7	15.20	15.92	15.49	16.06	15.83	16.31	15.97
8	15.27	16.14	15.61	15.72	15.68	16.27	16.09
9	15.31	15.51	15.58	15.89	15.97	17.06	16.89
10	15.17	15.96	15.55	16.44	15.75	16.35	16.81
11	15.14	15.69	15.70	15.99	15.57	16.91	23.66
12	15.08	15.92	15.96	15.78	15.88	17.01	16.45
13	15.45	15.64	15.57	15.58	16.59	16.81	16.52
14	15.31	15.75	15.74	15.89	16.06	17.73	24.41
15	15.34		15.73	16.12	16.24	16.41	17.21
16	15.51		15.74	15.73	16.27	16.08	16.74
17	15.52		15.59	15.95	16.24	16.86	16.18
18	15.37		15.76	16.00	16.08	16.45	20.04
19	15.48		15.89	16.14	16.31		
20	15.25		15.92				
21							



Heat 7 - Round 2 (10.5 / 19T)

Pos	Car	Form	Name	Member Type	Car Make	Result	Ave	Best
1	2		Damian Giddins	V09	Xray	19 / 300.59	15.82	15.49
2	1	F2	Neil Talbot	2009	Xray	19 / 317.59	16.71	15.22
3	3	F2	Stephen Mills	2009	Schumacher	18 / 305.58	16.97	16.18
4	4		David Robinson	V09	Xray	14 / 296.99	21.21	17.63

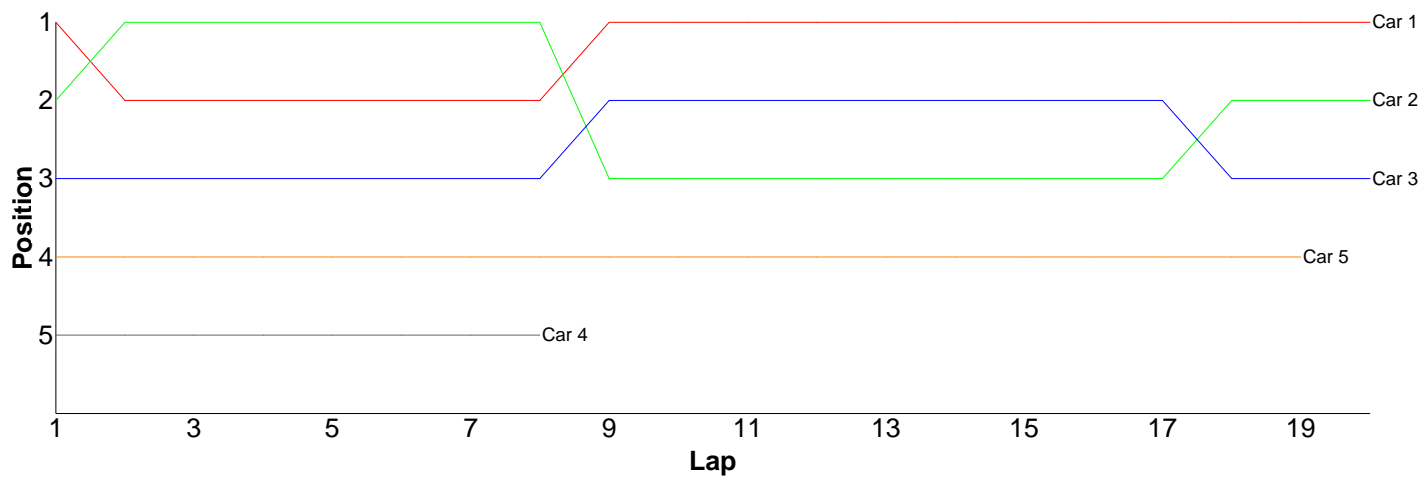
Lap	Car 1	Car 2	Car 3	Car 4
1	16.16	16.05	17.35	19.67
2	17.45	15.49	16.76	24.52
3	15.85	15.65	17.17	18.01
4	15.83	15.67	16.50	19.82
5	15.22	15.68	17.52	17.63
6	15.81	15.49	17.14	22.12
7	23.19	15.86	16.82	18.60
8	16.06	16.01	17.26	18.21
9	15.52	15.87	16.51	28.82
10	16.12	15.76	16.18	27.09
11	15.58	15.94	18.82	22.34
12	15.78	15.72	16.89	21.50
13	15.63	15.49	17.20	17.87
14	16.56	15.74	16.93	20.79
15	16.37	16.34	17.21	
16	16.01	15.83	16.85	
17	16.52	15.94	16.21	
18	16.38	15.96	16.26	
19	21.55	16.10		
20				



Heat 8 - Round 2 (10.5 / 19T)

Pos	Car	Form	Name	Member Type	Car Make	Result	Ave	Best
1	1	F1	John Zottl	2009	Xray	20 / 301.22	15.06	14.70
2	2	F1	Matthew Quinlisk	2009	Hot Bodies	20 / 307.60	15.38	14.55
3	3	F1	Nick Adams	2009	Schumacher	20 / 316.20	15.81	14.90
4	5	F1	Brian Killick	2009	Xray	19 / 306.61	16.13	15.68
5	4	F2	David Johnson	2009	Schumacher	8 / 138.41	17.30	15.46

Lap	Car 1	Car 2	Car 3	Car 4	Car 5
1	14.70	14.96	15.44	17.35	15.70
2	15.01	14.68	15.34	16.97	16.51
3	15.47	14.55	14.90	15.46	15.75
4	14.76	15.04	15.02	15.84	16.24
5	15.06	15.03	15.13	15.95	15.92
6	14.98	15.03	14.91	16.06	16.38
7	14.87	15.22	15.07	15.72	16.22
8	14.74	14.95	16.77	25.06	16.54
9	14.99	23.89	15.90		16.18
10	15.04	14.89	15.34		15.77
11	15.03	14.81	15.30		17.20
12	15.18	14.89	15.27		15.98
13	14.90	15.01	15.06		15.80
14	14.94	15.06	15.70		15.71
15	15.86	14.88	16.00		16.30
16	15.23	14.94	15.51		15.68
17	15.20	14.99	16.10		15.80
18	15.07	14.85	15.25		16.72
19	15.07	14.95	15.73		16.21
20	15.12	14.98	22.46		
21					

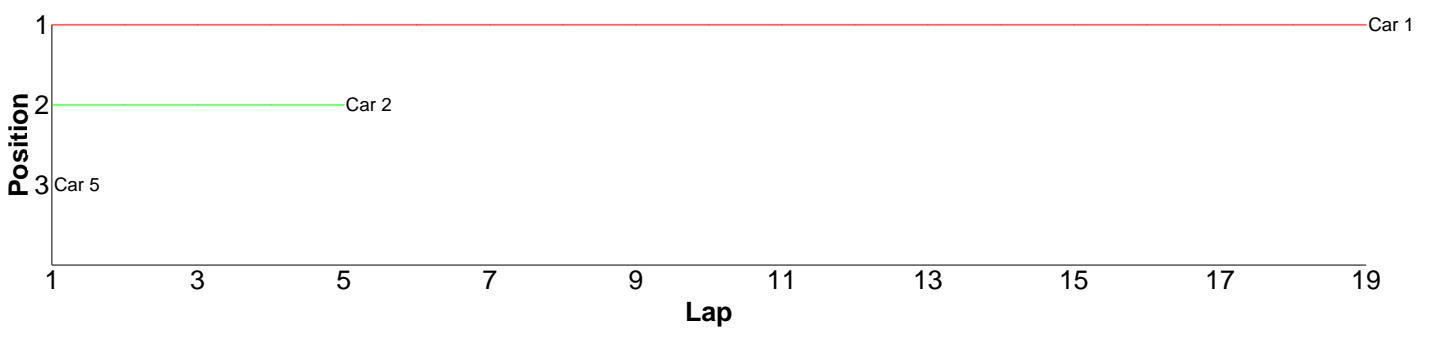


Heat 1 - Round 3 (IC 1/10th)

Pos	Car	Form	Name	Member Type	Car Make	Result	Ave	Best
1	1	F2	Phillip Pullen	2009	Team Magic	19 / 301.22	15.85	15.37
2	2	F2	Colin Taggart	2009	Xray	5 / 80.33	16.06	15.55
3	5	F2	Stephen Mills	2009	Xray	1 / 17.01	17.01	17.01
=4	3	F2	Andrew Mills	2009	Mugen	0 / 0.00	0.00	0.00
=4	4	F2	Mark Fagan	2009	Serpent	0 / 0.00	0.00	0.00
=4	6	F2	Nitin Katiyar	2009	Team Magic	0 / 0.00	0.00	0.00

Lap	Car 1	Car 2	Car 3	Car 4	Car 5	Car 6
1	16.06	16.52			17.01	
2	15.64	16.56				
3	15.73	15.95				

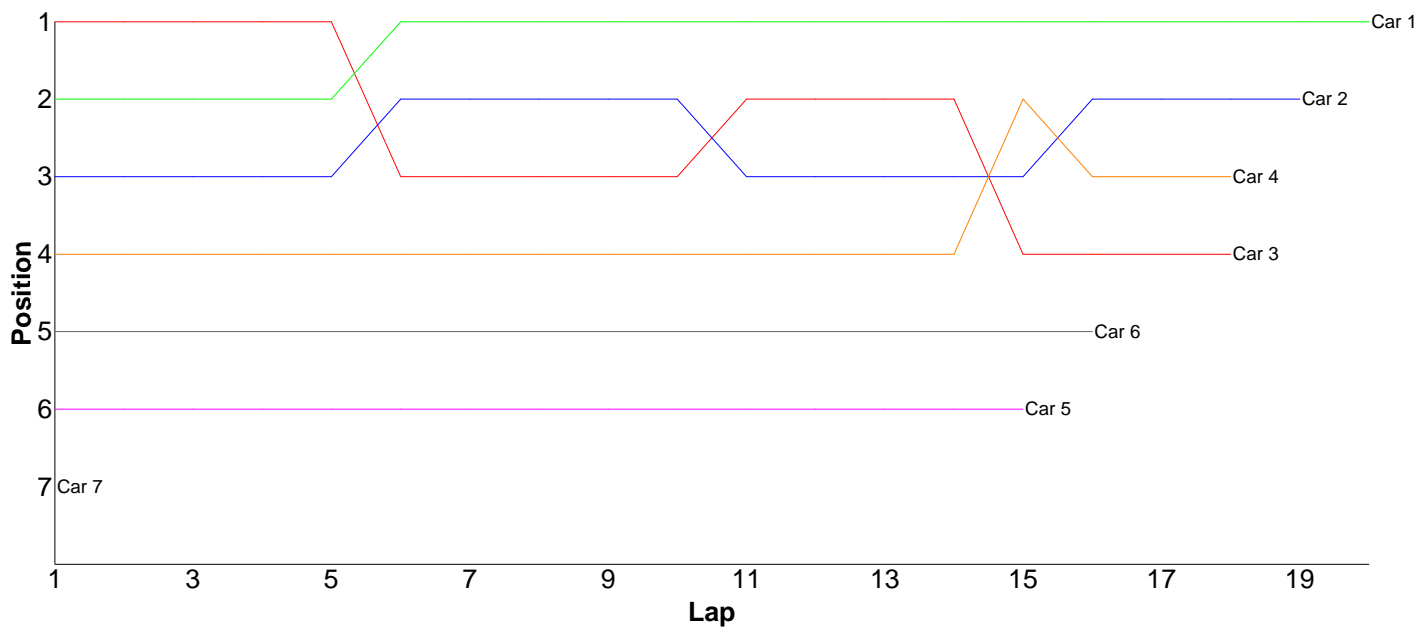
4	16.96	15.75
5	15.55	15.55
6	15.51	
7	16.49	
8	15.45	
9	16.18	
10	16.03	
11	15.83	
12	15.43	
13	15.65	
14	15.58	
15	15.82	
16	16.42	
17	15.47	
18	15.37	
19	16.05	
20		



Heat 2 - Round 3 (<GT>)

Pos	Car	Form	Name	Class	Member Type	Car Make	Result	Ave	E
1	1	F1	Nigel Moss	GT2	2009	Calandra	20 / 315.34	15.76	15
2	2	F1	Dave Skelton	GT2	2009	Associated	19 / 312.99	16.47	15
3	4		Jon Wilkins	GT2	2009	Associated	18 / 300.65	16.70	15
4	3	F3	Tim Webb	GT2	2009	Associated	18 / 305.57	16.97	15
5	6	F4	Neil Talbot	GT3	2009	Calandra	16 / 306.25	19.14	16
6	5	F4	Scott Stokes	GT3	2009	Tamiya	15 / 302.36	20.15	17
7	7		David Cole	GT3	V09	Associated	1 / 35.13	35.13	35

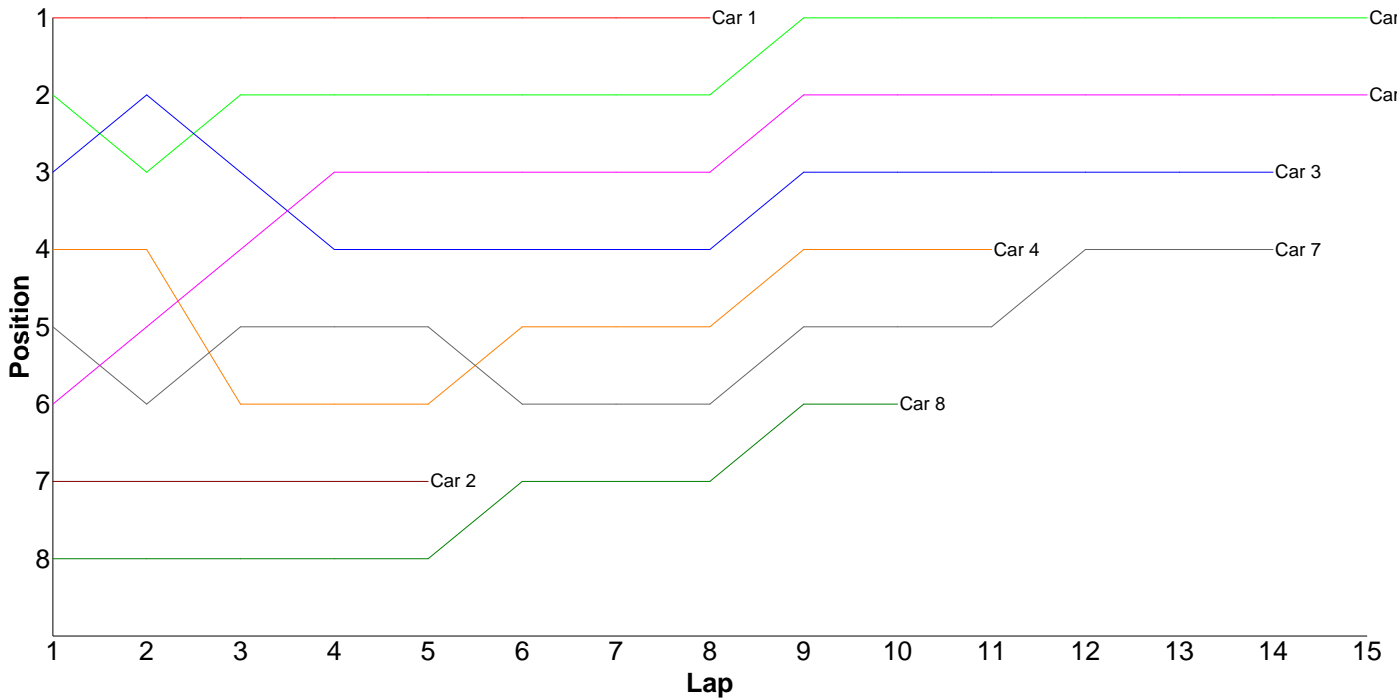
Lap	Car 1	Car 2	Car 3	Car 4	Car 5	Car 6	Car 7
1	15.50	16.04	15.27	17.46	19.22	18.30	35.13
2	16.08	15.57	15.69	17.86	27.45	17.65	
3	15.51	15.81	15.65	16.89	19.10	18.49	
4	15.40	17.61	15.38	16.40	19.57	18.22	
5	15.43	17.10	15.40	16.76	27.92	17.50	
6	18.45	17.06	24.03	16.66	18.45	16.89	
7	15.63	16.31	15.81	16.53	18.25	19.22	
8	15.78	15.80	15.23	15.92	19.42	17.31	
9	15.30	15.79	15.66	16.52	18.20	22.05	
10	15.24	16.36	16.37	16.10	17.83	18.13	
11	15.73	17.81	15.51	17.00	18.77	17.06	
12	15.96	16.17	16.57	16.38	18.22	17.47	
13	15.52	15.97	15.50	16.36	17.84	22.65	
14	16.18	19.91	15.64	16.51	23.33	18.87	
15	15.73	16.01	26.00	15.91	18.79	17.98	
16	15.49	15.93	16.12	16.39		28.46	
17	15.62	15.86	18.89	18.81			
18	15.45	16.07	16.85	16.19			
19	15.52	15.81					
20	15.82						
21							



Heat 3 - Round 3 (17.5 / 27T)

Pos	Car	Form	Name	Member Type	Car Make	Result	Ave	Best
1	5	F2	Bradley Killick (J)	2009	Xray	15 / 308.24	20.54	19.51
2	6	F2	Jason Elliot	V09	Associated	15 / 313.17	20.87	19.05
3	3	F2	Matthew Mills (J)	2009	Xray	14 / 309.55	22.11	19.85
4	7		Simon Anderson	V09	Hot Bodies	14 / 318.30	22.73	19.98
5	4	F2	Paul Taylor	2009	Schumacher	11 / 248.75	22.61	20.42
6	8		Luke Donnelly (J)	2009	Xray	10 / 319.44	31.94	7.15
7	1	F3	Scott Hauser	2009	Xray	8 / 139.73	17.46	16.86
8	2	F2	Nicholas Mugridge	2009	Schumacher	5 / 135.67	27.13	21.62

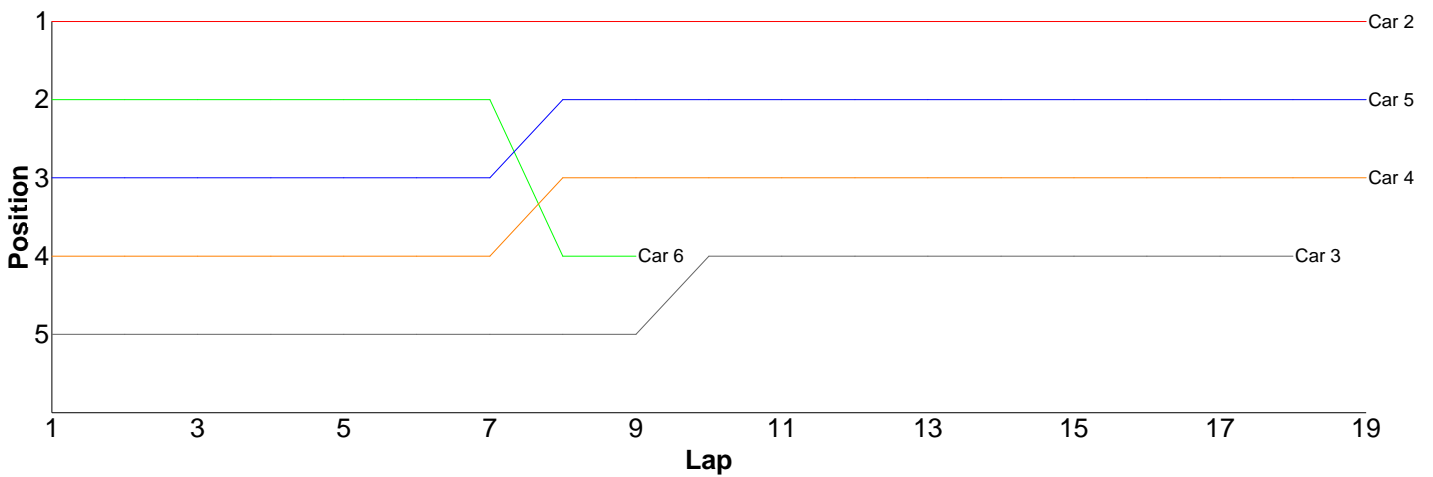
Lap	Car 1	Car 2	Car 3	Car 4	Car 5	Car 6	Car 7	Car 8
1	17.11	26.58	19.85	21.00	19.69	23.34	21.59	39.58
2	16.86	21.62	20.71	24.09	24.18	22.54	24.57	36.09
3	17.03	31.03	26.68	29.22	20.63	24.08	24.39	31.09
4	17.16	26.91	24.10	21.44	20.05	19.91	21.42	44.27
5	17.09	29.53	20.38	20.47	20.36	20.02	20.87	7.15
6	17.22		19.88	25.17	20.17	19.80	39.63	41.18
7	16.88		20.30	21.72	19.51	19.22	20.64	28.19
8	20.38		28.43	21.01	20.34	22.11	19.98	26.75
9			20.21	20.42	20.20	19.05	20.34	29.28
10			21.31	23.28	20.48	19.90	20.29	35.86
11			20.31	20.93	20.61	20.72	20.80	
12			20.18		20.14	20.59	21.51	
13			26.94		20.27	20.22	21.17	
14			20.27		20.48	20.70	21.10	
15					21.13	20.97		
16								



Heat 4 - Round 3 (13.5 / 23T)

Pos	Car	Form	Name	Member Type	Car Make	Result	Ave	Best
1	2		Spencer Jones	V09	Hot Bodies	19 / 303.15	15.95	15.72
2	5	F2	Neil Pilkington	2009	Hot Bodies	19 / 311.76	16.40	16.01
3	4	F2	Kieran Stokes (J)	2009	Xray	19 / 312.99	16.47	16.20
4	3	F2	Craig Murrell (J)	2009	Schumacher	18 / 308.45	17.13	16.36
5	6	F2	Kyle Fuller (J)	2009	Xray	9 / 150.72	16.74	15.90
6	1	F1	Ian Cairns	2009	Schumacher	0 / 0.00	0.00	0.00

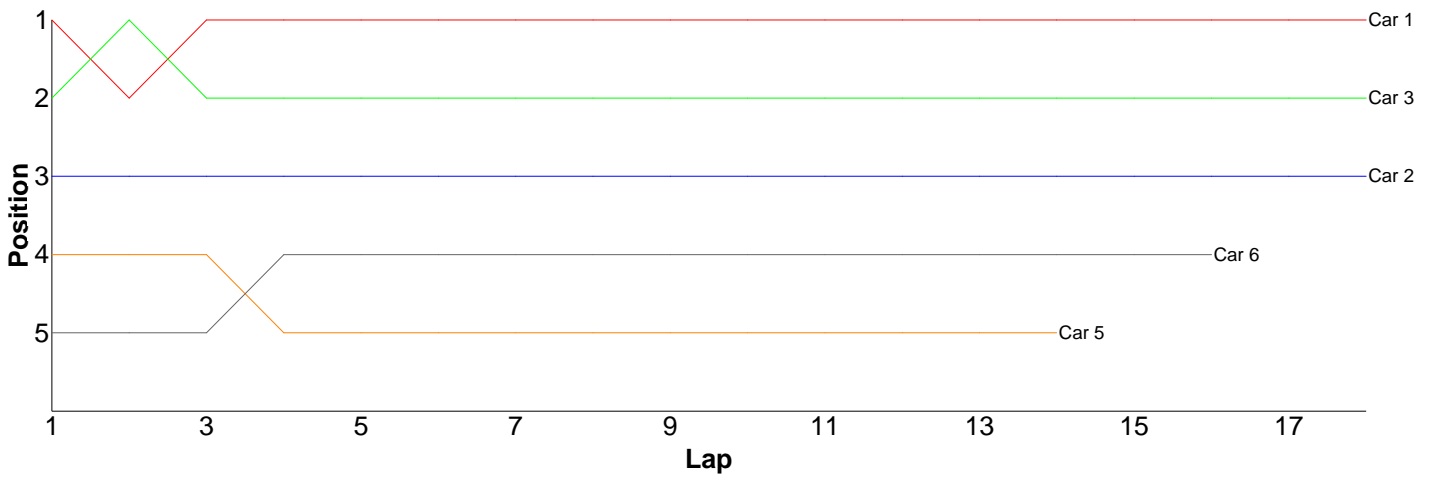
Lap	Car 1	Car 2	Car 3	Car 4	Car 5	Car 6
1		16.05	22.40	16.72	16.59	16.13
2		16.21	16.36	16.82	16.57	16.27
3		15.81	16.62	16.25	16.22	15.96
4		15.80	16.60	16.20	16.27	15.90
5		15.86	16.97	16.29	16.42	16.07
6		15.77	16.72	16.43	16.01	16.48
7		15.85	17.01	16.21	16.13	16.78
8		16.21	16.58	16.48	16.49	19.13
9		15.72	16.72	16.24	16.31	18.00
10		16.00	16.76	16.58	16.44	
11		15.96	16.57	16.62	16.50	
12		15.98	16.66	16.26	16.22	
13		16.08	17.22	16.63	16.31	
14		15.95	16.71	16.43	16.30	
15		15.93	17.02	16.42	16.49	
16		15.87	17.84	16.59	16.22	
17		15.93	16.98	16.50	16.47	
18		16.21	16.71	16.78	16.82	
19		15.96		16.54	16.98	
20						



Heat 5 - Round 3 (13.5 / 23T)

Pos	Car	Form	Name	Member Type	Car Make	Result	Ave	Best
1	1	F2	Robin Francis	2009	Hot Bodies	18 / 309.60	17.20	16.62
2	3	F2	Jose Jimenez	2009	Hot Bodies	18 / 313.38	17.41	16.77
3	2	F2	Andrew Mills	2009	Xray	18 / 316.05	17.55	17.10
4	6	F2	Mike Vorley	2009	Schumacher	16 / 308.07	19.25	16.73
5	5	F2	Andy Lewis	2009	Hot Bodies	14 / 288.06	20.57	17.26
6	4	F2	Scott Stokes	2009	Xray	0 / 0.00	0.00	0.00

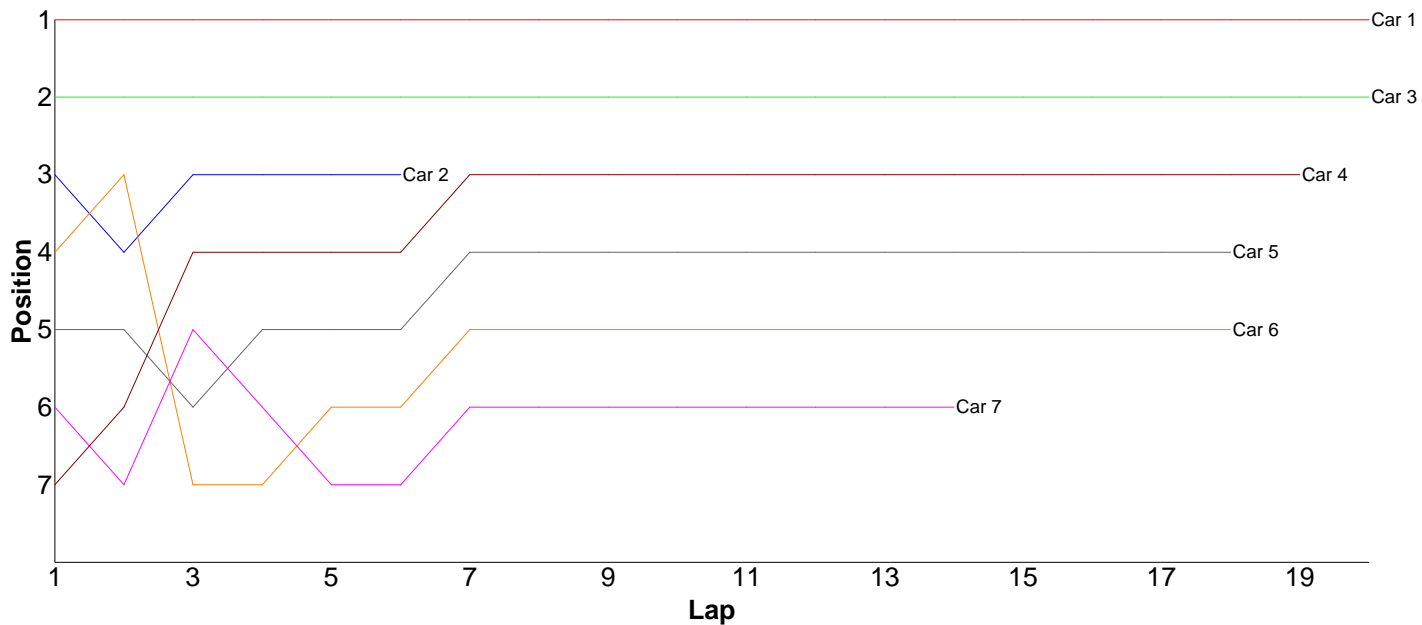
Lap	Car 1	Car 2	Car 3	Car 4	Car 5	Car 6
1	17.51	18.55	17.62		27.06	31.65
2	16.98	18.07	16.77		18.23	23.05
3	17.41	17.58	17.57		17.66	18.11
4	16.62	17.66	17.44		31.23	17.47
5	16.94	17.62	17.08		18.24	17.62
6	17.24	17.53	17.24		22.94	18.61
7	17.10	17.16	18.72		18.27	17.27
8	17.86	17.36	17.25		26.44	16.73
9	17.77	17.47	17.05		17.88	17.00
10	16.93	17.27	17.63		18.04	17.82
11	17.15	17.57	17.15		19.66	17.44
12	16.92	17.45	17.61		17.54	17.12
13	16.89	17.81	17.18		17.61	21.66
14	17.14	17.61	17.83		17.26	17.94
15	17.01	17.39	17.08			21.51
16	17.18	17.10	17.03			17.07
17	17.49	17.54	17.41			
18	17.46	17.31	17.72			
19						



Heat 6 - Round 3 (13.5 / 23T)

Pos	Car	Form	Name	Member Type	Car Make	Result	Ave	Best
1	1	F2	Ben Cane	2009	Schumacher	20 / 301.49	15.07	14.54
2	3	F1	Anthony Pedder	2009	Schumacher	20 / 313.50	15.67	15.25
3	4	F2	James Davis	2009	Tamiya	19 / 311.61	16.40	15.86
4	6		Kevin Sturt	V09	Team Magic	19 / 316.01	16.63	15.90
5	5	F1	Gary Fuller	2009	Schumacher	18 / 313.49	17.41	16.11
6	7		Chris House	V09	Xray	14 / 307.01	21.92	16.71
7	2	F1	Scott Hauser	2009	Schumacher	6 / 98.65	16.44	16.02

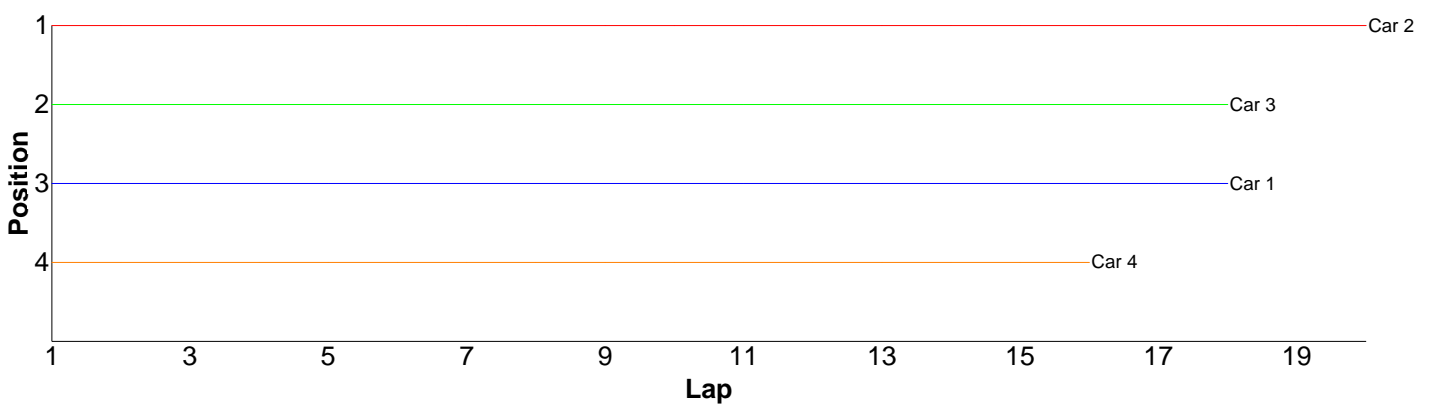
Lap	Car 1	Car 2	Car 3	Car 4	Car 5	Car 6	Car 7
1	14.54	16.58	15.76	18.36	17.21	16.58	18.17
2	14.68	16.69	15.48	16.50	16.49	16.36	19.79
3	14.85	16.02	15.25	18.28	26.93	36.09	17.26
4	15.07	16.77	15.70	16.30	16.29	16.10	23.39
5	15.16	16.15	15.52	16.46	16.19	16.30	74.70
6	14.82	16.44	15.67	15.98	16.11	16.32	17.18
7	14.99		15.56	15.98	20.22	15.90	16.83
8	15.28		15.41	16.09	18.35	16.48	17.13
9	14.86		15.67	16.02	17.04	16.22	17.51
10	16.09		15.55	15.86	16.60	16.69	17.02
11	15.06		15.51	15.96	16.48	16.12	17.40
12	15.00		15.94	15.88	16.26	16.30	16.94
13	15.09		15.54	15.90	16.29	16.38	16.71
14	15.06		15.40	16.30	16.44	16.58	16.98
15	14.98		16.38	16.43	16.27	16.81	
16	15.15		15.80	16.15	17.46	17.43	
17	15.13		15.78	16.22	16.18	16.72	
18	15.13		16.18	16.65	16.68	16.63	
19	15.18		15.82	16.29			
20	15.37		15.58				
21							



Heat 7 - Round 3 (10.5 / 19T)

Pos	Car	Form	Name	Member Type	Car Make	Result	Ave	Best
1	2		Damian Giddins	V09	Xray	20 / 314.26	15.71	15.46
2	3	F2	Stephen Mills	2009	Schumacher	18 / 300.00	16.66	15.89
3	1	F2	Neil Talbot	2009	Xray	18 / 307.57	17.08	15.71
4	4		David Robinson	V09	Xray	16 / 319.68	19.98	17.25

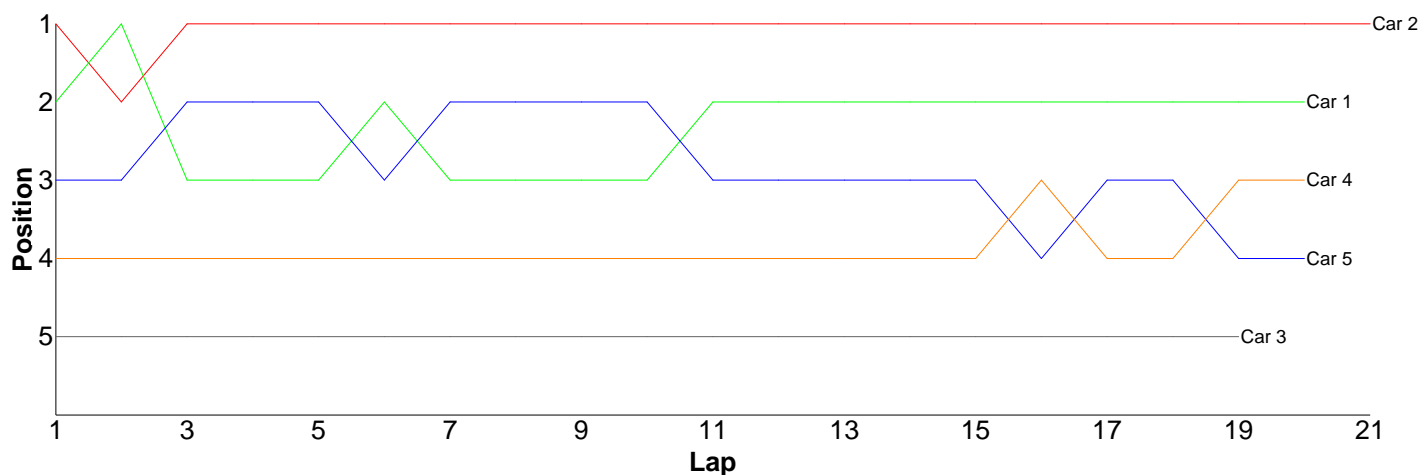
Lap	Car 1	Car 2	Car 3	Car 4
1	18.68	16.01	18.08	20.51
2	20.04	15.74	16.86	18.58
3	15.85	15.71	16.69	18.21
4	15.71	15.64	16.24	18.51
5	16.43	15.59	16.76	19.61
6	15.95	15.55	16.06	18.04
7	16.06	15.56	15.89	25.14
8	16.32	15.46	16.61	22.70
9	15.75	16.09	16.80	17.25
10	16.32	15.68	16.40	20.03
11	16.08	15.50	16.28	18.06
12	16.28	15.71	16.14	17.59
13	17.05	15.89	17.06	24.11
14	16.04	15.68	16.53	18.96
15	25.29	15.75	17.34	22.30
16	16.69	16.03	16.55	20.08
17	16.30	15.64	16.92	
18	16.73	15.63	16.79	
19		15.59		
20		15.81		
21				



Heat 8 - Round 3 (10.5 / 19T)

Pos	Car	Form	Name	Member Type	Car Make	Result	Ave	Best
1	2	F1	Matthew Quinlisk	2009	Hot Bodies	21 / 307.86	14.66	14.44
2	1	F1	John Zottl	2009	Xray	20 / 307.76	15.38	14.37
3	4	F2	David Johnson	2009	Schumacher	20 / 311.06	15.55	15.03
4	5	F1	Brian Killick	2009	Xray	20 / 313.11	15.65	14.89
5	3	F1	Nick Adams	2009	Schumacher	19 / 310.22	16.32	15.19

Lap	Car 1	Car 2	Car 3	Car 4	Car 5
1	14.96	14.80	17.48	16.23	15.81
2	14.37	14.60	15.53	15.37	15.08
3	17.49	14.45	16.45	15.91	15.12
4	14.75	14.49	19.28	15.45	14.89
5	14.75	14.71	15.93	15.22	15.33
6	14.92	14.50	15.69	15.12	15.34
7	16.91	14.50	15.88	15.34	15.28
8	15.46	14.45	15.19	15.18	15.33
9	15.10	14.50	15.53	15.22	15.49
10	15.19	14.58	15.78	15.31	16.15
11	15.01	14.52	20.67	15.48	15.60
12	14.93	14.44	16.12	15.64	15.35
13	14.90	14.72	15.23	15.03	15.32
14	14.91	14.62	15.41	15.90	15.42
15	15.16	14.60	15.41	15.17	15.85
16	14.97	14.95	16.12	15.46	15.74
17	15.31	14.91	16.40	15.60	15.49
18	15.38	14.95	15.89	16.75	15.97
19	18.02	14.66	16.23	15.75	17.75
20	15.27	14.93		15.93	16.80
21		14.98			
22					

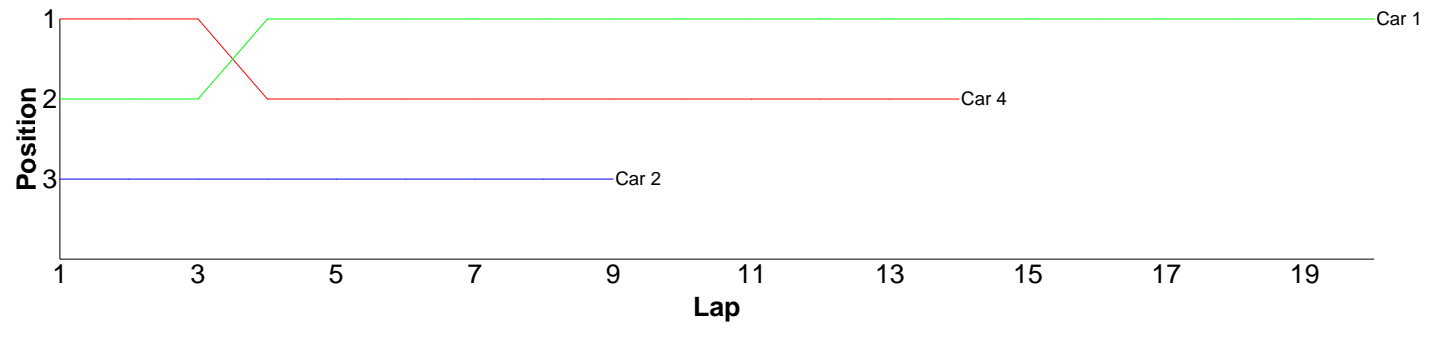


Heat 1 - Round 4 (IC 1/10th)

Pos	Car	Form	Name	Member Type	Car Make	Result	Ave	Best
1	1	F2	Phillip Pullen	2009	Team Magic	20 / 315.45	15.77	15.30
2	4	F2	Mark Fagan	2009	Serpent	14 / 269.19	19.22	15.62
3	2	F2	Colin Taggart	2009	Xray	9 / 239.09	26.56	15.82
=4	3	F2	Andrew Mills	2009	Mugen	0 / 0.00	0.00	0.00
=4	5	F2	Stephen Mills	2009	Xray	0 / 0.00	0.00	0.00
=4	6	F2	Nitin Katiyar	2009	Team Magic	0 / 0.00	0.00	0.00

Lap	Car 1	Car 2	Car 3	Car 4	Car 5	Car 6
1	16.22	17.29		16.15		
2	16.04	17.59		15.86		

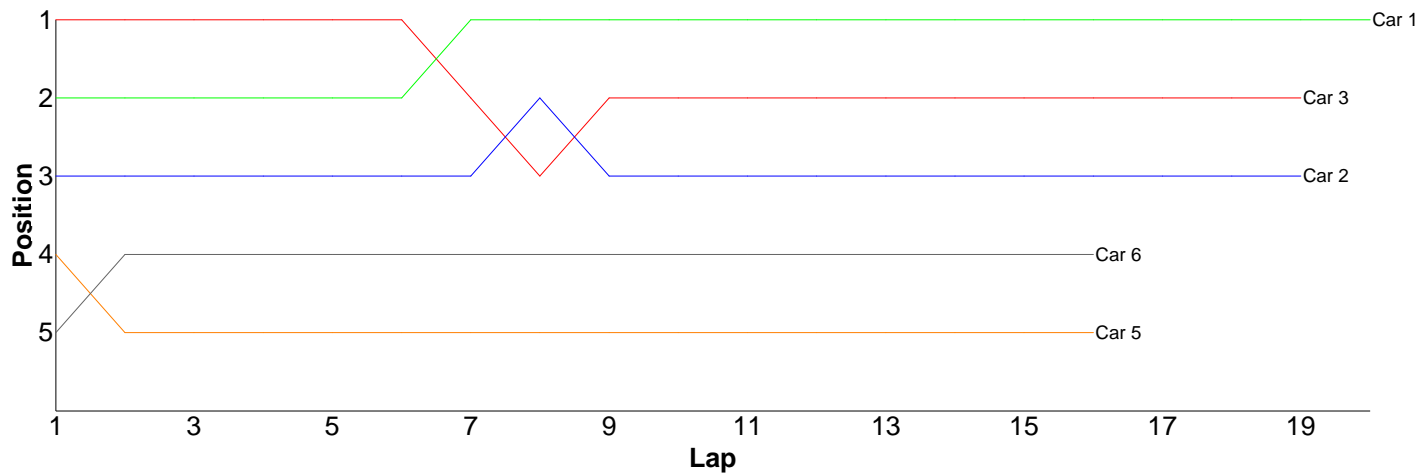
3	16.50	19.55	16.49
4	15.48	15.82	15.76
5	16.29	60.02	19.41
6	15.52	16.08	22.60
7	16.15	22.57	15.89
8	15.31	17.90	21.56
9	16.40	52.27	18.45
10	15.30		16.09
11	15.74		16.47
12	15.44		15.62
13	15.38		25.69
14	15.67		33.15
15	15.56		
16	15.54		
17	15.62		
18	15.52		
19	16.10		
20	15.67		
21			



Heat 2 - Round 4 (<GT>)

Pos	Car	Form	Name	Class	Member Type	Car Make	Result	Ave	E
1	1	F1	Nigel Moss	GT2	2009	Calandra	20 / 311.48	15.57	15
2	3	F3	Tim Webb	GT2	2009	Associated	19 / 303.03	15.94	15
3	2	F1	Dave Skelton	GT2	2009	Associated	19 / 308.14	16.21	15
4	6	F4	Neil Talbot	GT3	2009	Calandra	16 / 310.85	19.42	16
5	5	F4	Scott Stokes	GT3	2009	Tamiya	16 / 319.02	19.93	17
=6	4		Jon Wilkins	GT2	2009	Associated	0 / 0.00	0.00	0
=6	7		David Cole	GT3	V09	Associated	0 / 0.00	0.00	0

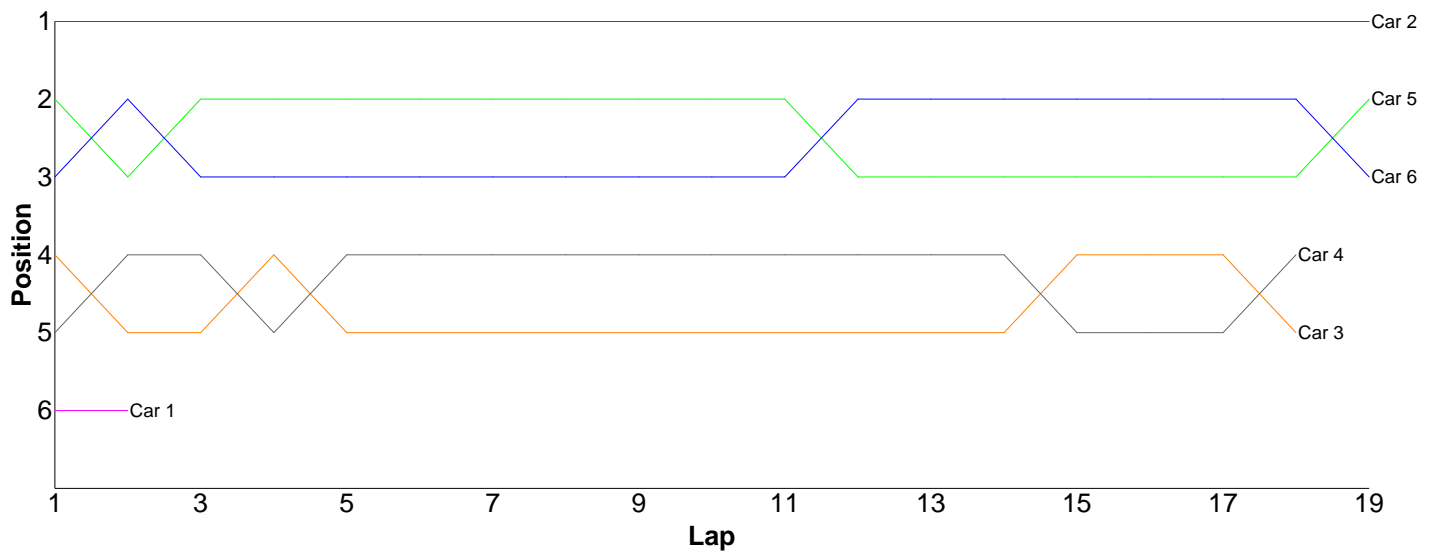
Lap	Car 1	Car 2	Car 3	Car 4	Car 5	Car 6	Car 7
1	15.55	16.22	15.33		18.36	18.91	
2	15.48	15.86	15.57		24.22	20.20	
3	15.36	15.98	15.33		21.35	18.23	
4	15.46	15.85	15.48		18.24	18.04	
5	15.46	15.58	15.19		18.14	21.52	
6	15.62	15.84	15.58		18.24	17.39	
7	15.74	15.54	17.34		22.33	17.43	
8	15.45	15.76	16.94		19.92	16.88	
9	15.44	17.15	16.21		18.31	17.20	
10	15.65	15.81	16.42		17.79	19.62	
11	15.35	16.00	16.02		17.84	18.86	
12	15.61	15.79	15.70		23.06	24.46	
13	16.15	15.77	16.03		19.51	17.85	
14	15.55	20.91	16.01		18.42	17.56	
15	15.59	15.89	15.94		17.67	18.26	
16	15.91	15.93	15.80		25.62	28.44	
17	15.50	15.68	16.04				
18	15.48	16.09	15.92				
19	15.48	16.49	16.18				
20	15.65						
21							



Heat 4 - Round 4 (13.5 / 23T)

Pos	Car	Form	Name	Member Type	Car Make	Result	Ave	Best
1	2		Spencer Jones	V09	Hot Bodies	19 / 303.62	15.98	15.57
2	5	F2	Neil Pilkington	2009	Hot Bodies	19 / 308.43	16.23	15.85
3	6	F2	Kyle Fuller (J)	2009	Xray	19 / 312.20	16.43	15.88
4	4	F2	Kieran Stokes (J)	2009	Xray	18 / 316.96	17.60	16.05
5	3	F2	Craig Murrell (J)	2009	Schumacher	18 / 319.15	17.73	16.24
6	1	F1	Ian Cairns	2009	Schumacher	2 / 38.61	19.30	18.50

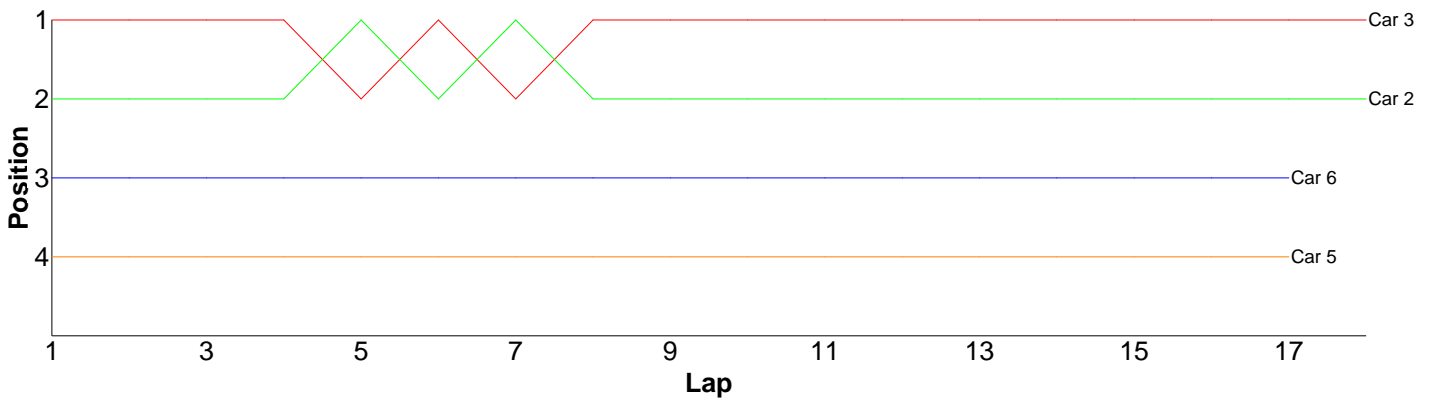
Lap	Car 1	Car 2	Car 3	Car 4	Car 5	Car 6
1	18.50	16.00	16.56	16.60	16.07	16.29
2	20.11	15.81	16.70	16.32	16.25	16.02
3		15.57	20.03	17.21	15.91	16.09
4		15.71	16.51	19.97	15.85	16.15
5		15.75	16.59	16.23	16.19	16.53
6		16.10	16.47	16.37	16.05	16.17
7		15.70	16.38	16.29	16.23	15.92
8		16.14	16.24	16.25	16.30	16.14
9		15.78	16.84	16.18	16.06	15.88
10		15.82	16.89	16.05	16.34	16.07
11		15.78	17.39	16.29	16.23	16.28
12		16.00	16.50	16.20	16.29	16.06
13		16.82	17.03	16.46	16.41	16.20
14		16.08	16.80	16.43	16.31	16.30
15		16.08	16.47	25.81	16.20	16.31
16		15.92	25.89	23.50	16.35	16.09
17		16.00	17.39	17.21	16.76	16.33
18		16.22	22.47	17.59	16.30	16.04
19		16.34			16.33	21.33
20						



Heat 5 - Round 4 (13.5 / 23T)

Pos	Car	Form	Name	Member Type	Car Make	Result	Ave	Best
1	3	F2	Jose Jimenez	2009	Hot Bodies	18 / 307.79	17.09	16.66
2	2	F2	Andrew Mills	2009	Xray	18 / 312.67	17.37	16.77
3	6	F2	Mike Vorley	2009	Schumacher	17 / 303.95	17.87	16.74
4	5	F2	Andy Lewis	2009	Hot Bodies	17 / 324.73	19.10	17.17
=5	1	F2	Robin Francis	2009	Hot Bodies	0 / 0.00	0.00	0.00
=5	4	F2	Scott Stokes	2009	Xray	0 / 0.00	0.00	0.00

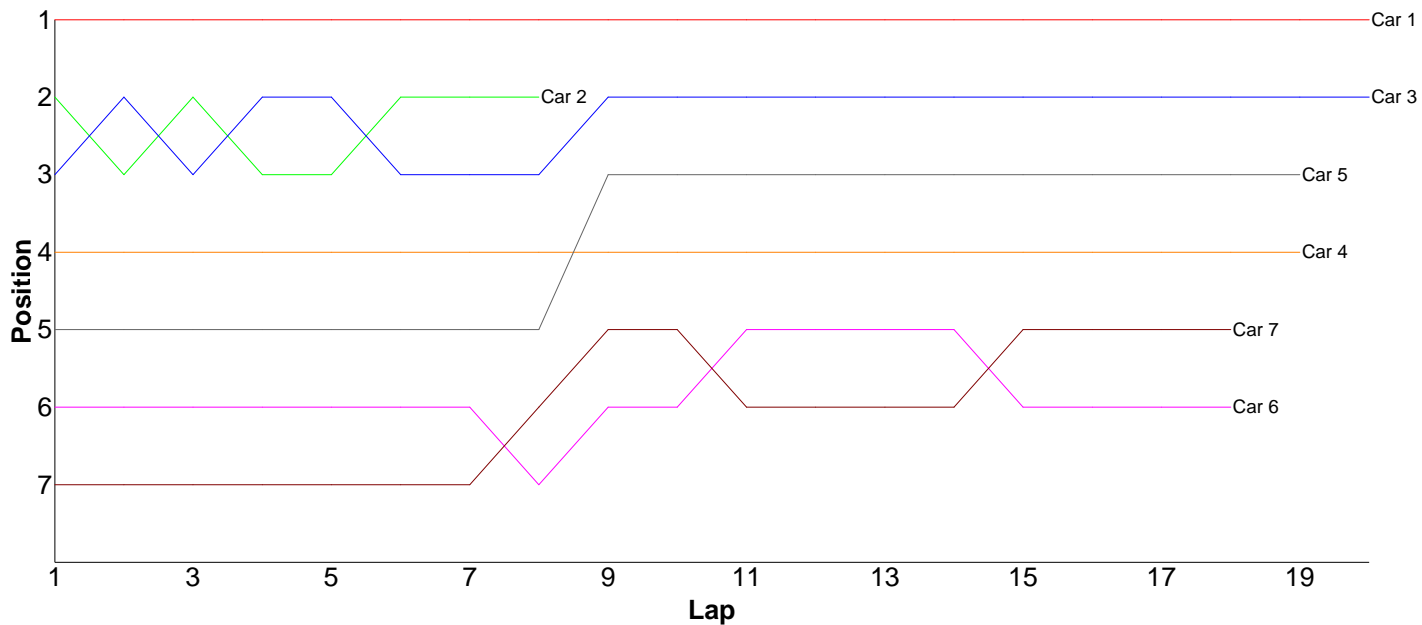
Lap	Car 1	Car 2	Car 3	Car 4	Car 5	Car 6
1		18.36	17.52		19.57	18.58
2		17.40	17.49		19.91	18.16
3		16.94	16.98		18.78	19.10
4		16.77	17.28		17.82	17.55
5		16.84	17.24		18.18	17.87
6		17.02	16.77		17.20	18.05
7		16.96	17.29		19.41	19.19
8		19.26	16.69		17.70	17.30
9		17.32	17.29		17.17	17.28
10		16.87	16.96		18.15	17.77
11		17.40	17.19		18.94	16.74
12		17.00	16.70		20.21	17.23
13		17.55	16.83		19.69	17.56
14		16.95	16.66		19.33	17.11
15		19.03	17.40		18.53	17.45
16		16.79	17.09		18.19	19.61
17		16.89	17.21		25.95	17.40
18		17.32	17.20			
19						



Heat 6 - Round 4 (13.5 / 23T)

Pos	Car	Form	Name	Member Type	Car Make	Result	Ave	Best
1	1	F2	Ben Cane	2009	Schumacher	20 / 302.03	15.10	14.71
2	3	F1	Anthony Pedder	2009	Schumacher	20 / 312.05	15.60	15.25
3	5	F1	Gary Fuller	2009	Schumacher	19 / 305.82	16.09	15.58
4	4	F2	James Davis	2009	Tamiya	19 / 310.28	16.33	15.53
5	7		Chris House	V09	Xray	18 / 314.49	17.47	16.33
6	6		Kevin Sturt	V09	Team Magic	18 / 316.57	17.58	16.58
7	2	F1	Scott Hauser	2009	Schumacher	8 / 123.62	15.45	15.11

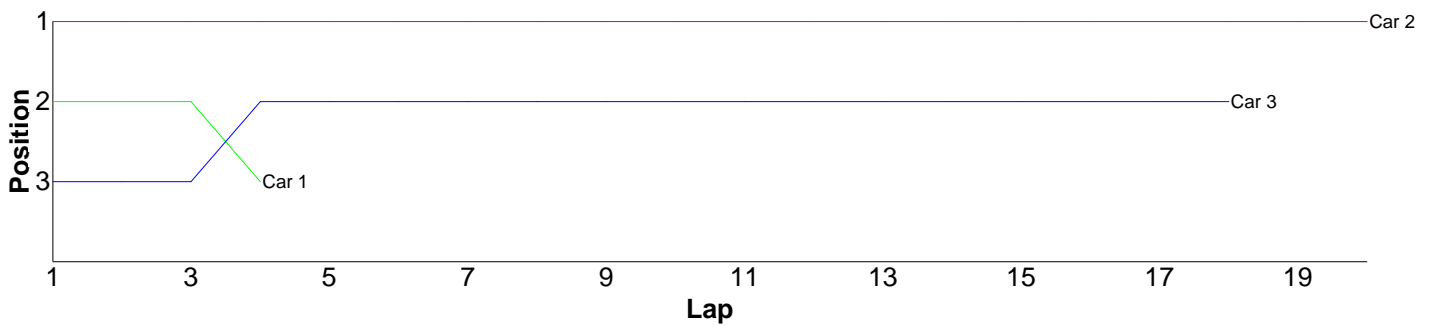
Lap	Car 1	Car 2	Car 3	Car 4	Car 5	Car 6	Car 7
1	14.71	15.29	15.59	15.93	16.54	17.16	17.26
2	14.81	15.61	15.25	15.81	16.08	16.82	16.95
3	14.82	15.55	15.66	16.16	15.98	16.58	18.74
4	14.72	15.64	15.46	15.87	15.88	16.89	17.13
5	14.98	15.28	15.35	15.86	15.73	16.88	16.41
6	15.11	15.11	15.42	15.53	15.58	17.95	19.15
7	14.96	15.67	15.82	15.75	15.85	16.94	17.14
8	15.01	15.47	15.41	16.23	16.18	25.24	16.90
9	15.05		15.45	22.08	15.89	16.68	16.44
10	15.21		15.62	16.02	16.34	17.10	21.98
11	15.15		15.59	16.01	16.71	16.60	17.62
12	16.10		15.47	15.90	16.98	16.66	17.85
13	15.27		15.87	17.77	16.14	16.72	16.79
14	15.13		15.82	15.73	15.83	18.07	16.33
15	15.18		15.74	16.15	16.11	17.23	16.58
16	15.15		15.84	15.86	15.96	17.04	17.25
17	15.12		15.64	15.92	16.00	18.42	17.15
18	15.16		15.72	15.80	16.09	17.59	16.82
19	15.10		15.74	15.90	15.95		
20	15.29		15.59				
21							



Heat 7 - Round 4 (10.5 / 19T)

Pos	Car	Form	Name	Member Type	Car Make	Result	Ave	Best
1	2		Damian Giddins	V09	Xray	20 / 313.96	15.69	15.32
2	3	F2	Stephen Mills	2009	Schumacher	18 / 307.12	17.06	16.06
3	1	F2	Neil Talbot	2009	Xray	4 / 74.03	18.50	15.82
4	4		David Robinson	V09	Xray	0 / 0.00	0.00	0.00

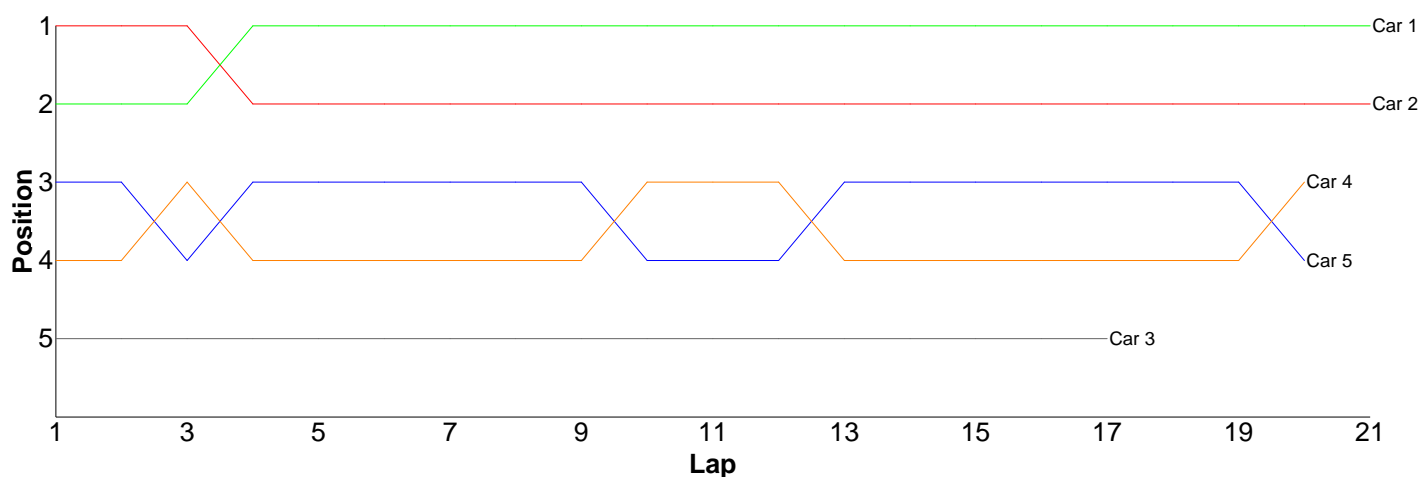
Lap	Car 1	Car 2	Car 3	Car 4
1	16.84	16.00	17.19	
2	15.82	15.63	17.23	
3	16.22	15.42	16.43	
4	25.15	15.34	16.50	
5		15.68	16.67	
6		15.43	16.90	
7		15.74	16.25	
8		15.32	16.83	
9		15.77	17.17	
10		15.53	16.75	
11		15.88	16.48	
12		15.45	16.82	
13		15.78	16.07	
14		15.83	16.13	
15		15.83	16.06	
16		16.13	23.53	
17		15.68	17.68	
18		15.76	16.43	
19		15.65		
20		16.11		
21				



Heat 8 - Round 4 (10.5 / 19T)

Pos	Car	Form	Name	Member Type	Car Make	Result	Ave	Best
1	1	F1	John Zottl	2009	Xray	21 / 310.64	14.79	14.37
2	2	F1	Matthew Quinlisk	2009	Hot Bodies	21 / 312.84	14.89	14.46
3	4	F2	David Johnson	2009	Schumacher	20 / 314.00	15.70	15.03
4	5	F1	Brian Killick	2009	Xray	20 / 315.45	15.77	15.12
5	3	F1	Nick Adams	2009	Schumacher	17 / 316.87	18.63	15.17

Lap	Car 1	Car 2	Car 3	Car 4	Car 5
1	14.90	14.46	22.85	15.50	15.39
2	14.60	14.49	19.00	15.14	15.18
3	14.69	14.56	17.51	15.05	15.17
4	14.48	15.33	16.68	15.30	15.12
5	14.53	14.85	17.77	15.42	15.27
6	14.37	14.51	15.77	15.52	15.24
7	14.53	14.66	16.24	15.40	15.27
8	14.53	14.61	16.79	15.25	15.44
9	16.37	17.31	16.13	15.43	15.81
10	14.81	14.87	15.50	15.31	15.43
11	14.63	14.76	17.67	15.07	15.37
12	14.79	14.67	24.93	15.42	15.31
13	14.51	14.81	15.66	17.09	15.37
14	14.73	15.00	15.17	15.50	15.34
15	14.61	14.76	15.52	15.30	15.46
16	15.05	14.77	29.42	20.15	15.39
17	14.94	14.67	24.26	15.62	16.01
18	14.64	14.92		15.03	16.74
19	15.09	14.98		15.69	18.09
20	14.86	14.95		15.81	19.05
21	14.98	14.90			
22					

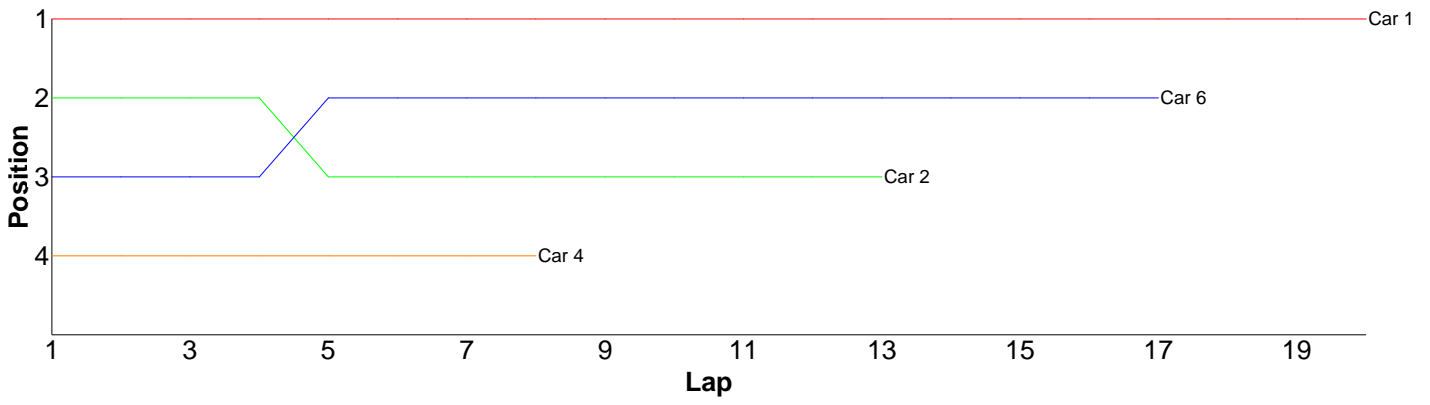


Heat 1 - Round 5 (IC 1/10th)

Pos	Car	Form	Name	Member Type	Car Make	Result	Ave	Best
1	1	F2	Phillip Pullen	2009	Team Magic	20 / 312.60	15.63	14.94
2	6	F2	Nitin Katiyar	2009	Team Magic	17 / 309.11	18.18	15.92
3	2	F2	Colin Taggart	2009	Xray	13 / 299.92	23.07	15.34
4	4	F2	Mark Fagan	2009	Serpent	8 / 307.60	38.45	15.10
=5	3	F2	Andrew Mills	2009	Mugen	0 / 0.00	0.00	0.00
=5	5	F2	Stephen Mills	2009	Xray	0 / 0.00	0.00	0.00

Lap	Car 1	Car 2	Car 3	Car 4	Car 5	Car 6
1	15.74	16.49		198.76		18.13
2	15.14	15.50		15.10		17.46

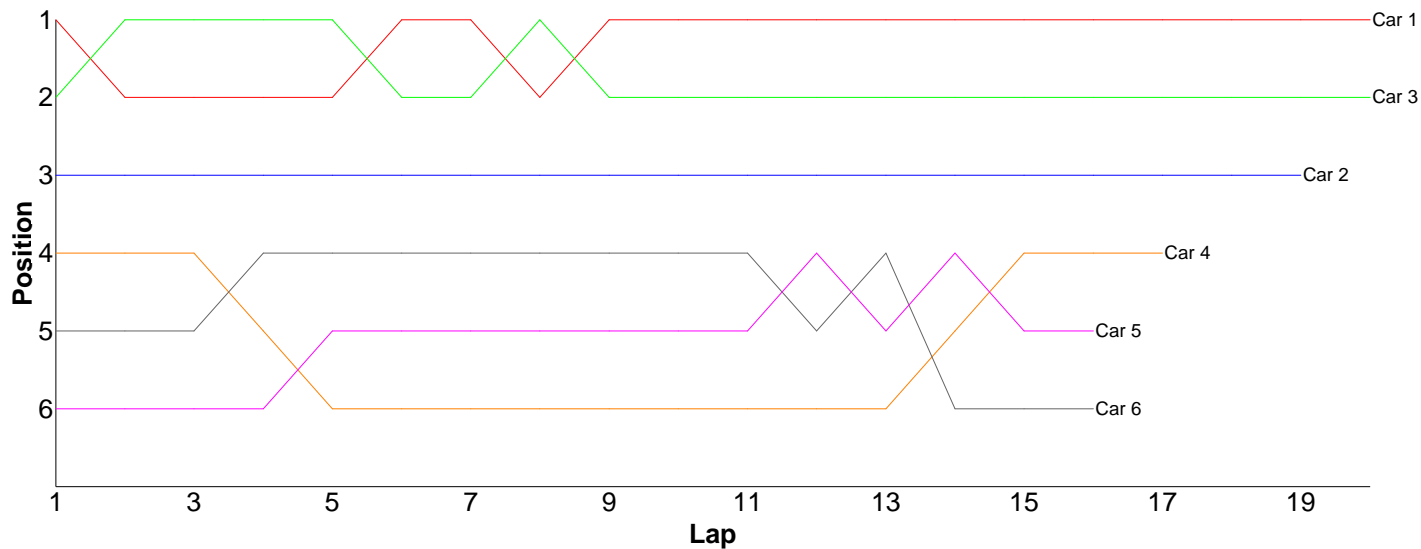
3	15.18	16.84	15.47	17.00
4	15.65	16.64	15.75	17.80
5	17.22	82.62	15.86	16.99
6	15.56	16.08	15.38	17.74
7	15.96	15.34	15.72	16.44
8	15.60	19.08	15.56	15.92
9	15.46	28.78		16.49
10	15.12	19.41		21.87
11	15.66	17.12		18.56
12	15.86	17.48		16.52
13	15.36	18.54		23.13
14	15.05			21.76
15	17.21			18.02
16	16.53			18.72
17	15.06			16.56
18	15.19			
19	15.11			
20	14.94			
21				



Heat 2 - Round 5 (<GT>)

Pos	Car	Form	Name	Class	Member Type	Car Make	Result	Ave	E
1	1	F1	Nigel Moss	GT2	2009	Calandra	20 / 310.00	15.50	15
2	3	F3	Tim Webb	GT2	2009	Associated	20 / 315.93	15.79	15
3	2	F1	Dave Skelton	GT2	2009	Associated	19 / 307.54	16.18	15
4	4		Jon Wilkins	GT2	2009	Associated	17 / 316.18	18.59	16
5	5	F4	Scott Stokes	GT3	2009	Tamiya	16 / 303.88	18.99	17
6	6	F4	Neil Talbot	GT3	2009	Calandra	16 / 310.84	19.42	17
7	7		David Cole	GT3	V09	Associated	0 / 0.00	0.00	0

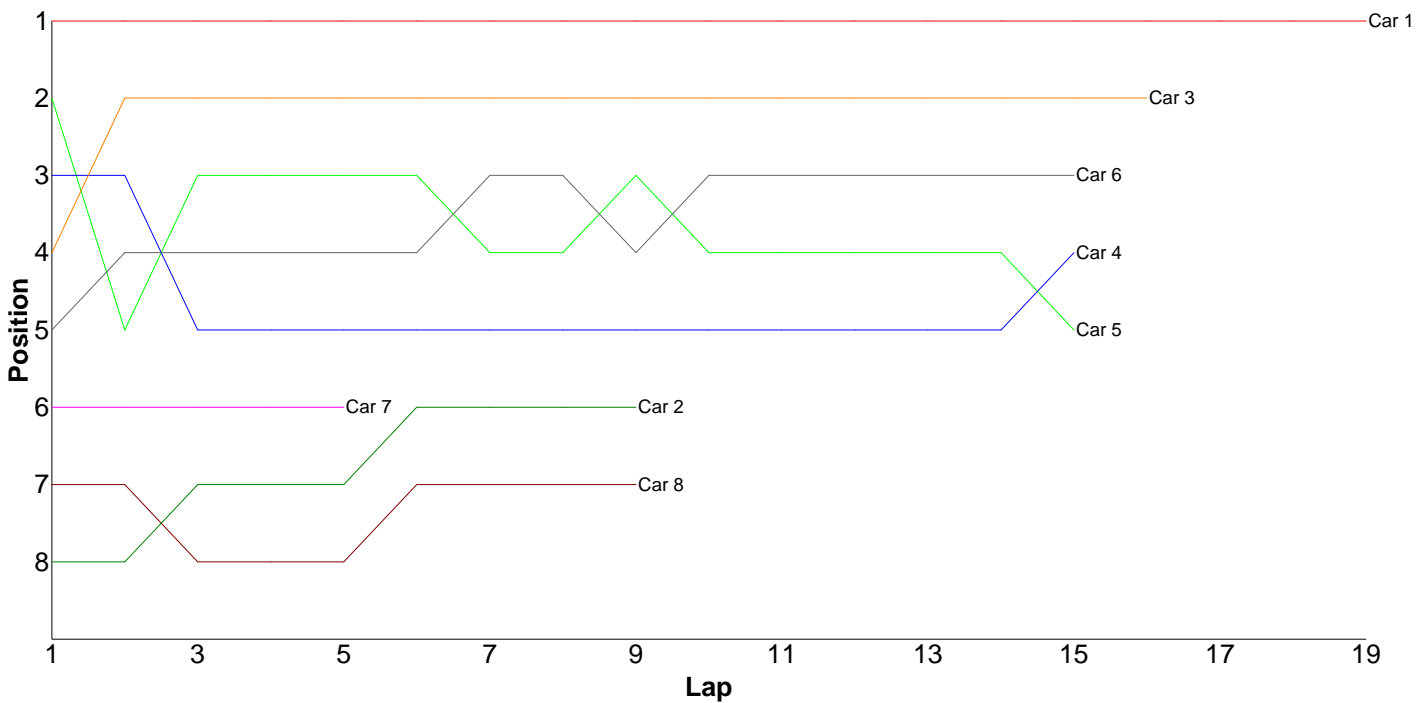
Lap	Car 1	Car 2	Car 3	Car 4	Car 5	Car 6	Car 7
1	15.38	16.12	15.62	17.58	18.49	17.83	
2	15.69	15.71	15.12	17.14	17.90	18.07	
3	15.14	16.09	15.23	17.06	17.92	17.55	
4	15.54	15.42	15.10	20.83	19.12	17.68	
5	15.16	15.58	15.60	24.17	18.07	19.69	
6	15.61	16.03	16.07	27.83	18.69	17.50	
7	15.28	16.04	15.54	22.22	17.84	18.13	
8	16.24	15.80	15.59	17.01	17.50	17.17	
9	15.32	16.09	15.53	16.84	18.43	17.71	
10	15.42	15.72	15.61	20.32	19.72	18.13	
11	15.47	15.69	15.42	16.84	18.72	19.02	
12	15.52	15.74	15.35	16.41	18.45	24.45	
13	15.52	17.25	16.59	16.18	26.44	20.20	
14	15.32	16.06	16.17	16.56	18.91	24.45	
15	15.54	15.91	15.80	16.21	18.66	24.55	
16	15.53	18.88	16.16	16.47	19.02	18.71	
17	15.42	16.12	15.79	16.51			
18	15.71	16.56	15.67				
19	15.55	16.73	15.76				
20	15.64		18.21				
21							



Heat 3 - Round 5 (17.5 / 27T)

Pos	Car	Form	Name	Member Type	Car Make	Result	Ave	Best
1	1	F3	Scott Hauser	2009	Xray	19 / 316.68	16.66	15.84
2	3	F2	Matthew Mills (J)	2009	Xray	16 / 318.64	19.91	19.27
3	6	F2	Jason Elliot	V09	Associated	15 / 304.69	20.31	19.43
4	4	F2	Paul Taylor	2009	Schumacher	15 / 315.68	21.04	19.66
5	5	F2	Bradley Killick (J)	2009	Xray	15 / 318.10	21.20	19.46
6	2	F2	Nicholas Mugridge	2009	Schumacher	9 / 232.94	25.88	19.17
7	8		Luke Donnelly (J)	2009	Xray	9 / 317.60	35.28	23.44
8	7		Simon Anderson	V09	Hot Bodies	5 / 136.62	27.32	22.79

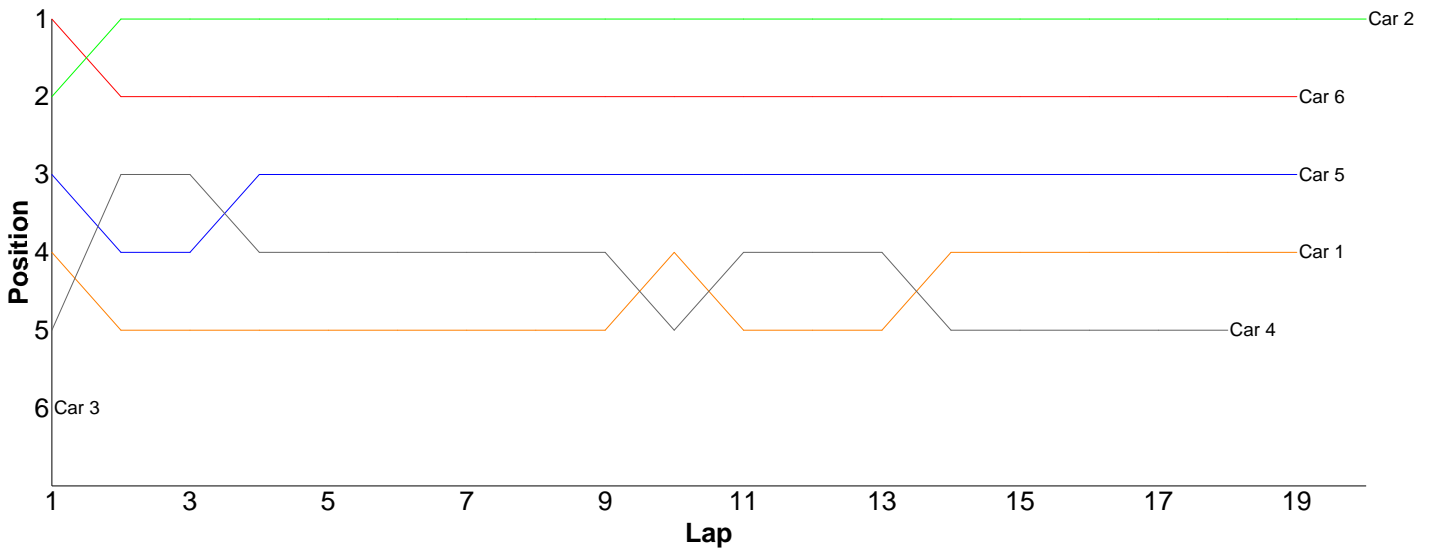
Lap	Car 1	Car 2	Car 3	Car 4	Car 5	Car 6	Car 7	Car 8
1	15.84	55.96	20.08	19.92	19.91	20.48	24.15	27.19
2	16.19	28.38	19.65	20.11	20.95	19.90	30.34	30.31
3	16.32	21.96	19.79	23.54	20.01	22.92	22.90	72.76
4	16.55	19.17	19.87	23.64	22.01	20.86	22.79	25.55
5	16.67	20.39	19.92	21.46	19.93	19.43	36.44	57.27
6	16.56	20.10	19.83	23.26	20.55	19.84		30.57
7	16.60	21.48	19.94	20.28	21.07	20.73		26.61
8	16.80	22.73	20.05	19.77	20.16	20.34		23.90
9	16.81	22.77	20.02	19.67	19.46	20.04		23.44
10	16.84		19.36	20.80	24.93	20.04		
11	16.69		19.27	20.33	19.68	19.85		
12	16.50		20.13	20.85	23.10	19.78		
13	16.59		20.28	21.87	22.08	20.00		
14	16.76		20.38	20.52	21.62	19.85		
15	17.44		19.87	19.66	22.64	20.63		
16	16.76		20.20					
17	16.75							
18	16.90							
19	17.11							
20								



Heat 4 - Round 5 (13.5 / 23T)

Pos	Car	Form	Name	Member Type	Car Make	Result	Ave	Best
1	2		Spencer Jones	V09	Hot Bodies	20 / 315.53	15.77	15.51
2	6	F2	Kyle Fuller (J)	2009	Xray	19 / 307.84	16.20	15.78
3	5	F2	Neil Pilkington	2009	Hot Bodies	19 / 311.53	16.39	16.00
4	1	F1	Ian Cairns	2009	Schumacher	19 / 317.25	16.69	16.00
5	4	F2	Kieran Stokes (J)	2009	Xray	18 / 302.13	16.78	16.34
6	3	F2	Craig Murrell (J)	2009	Schumacher	1 / 29.63	29.63	29.63

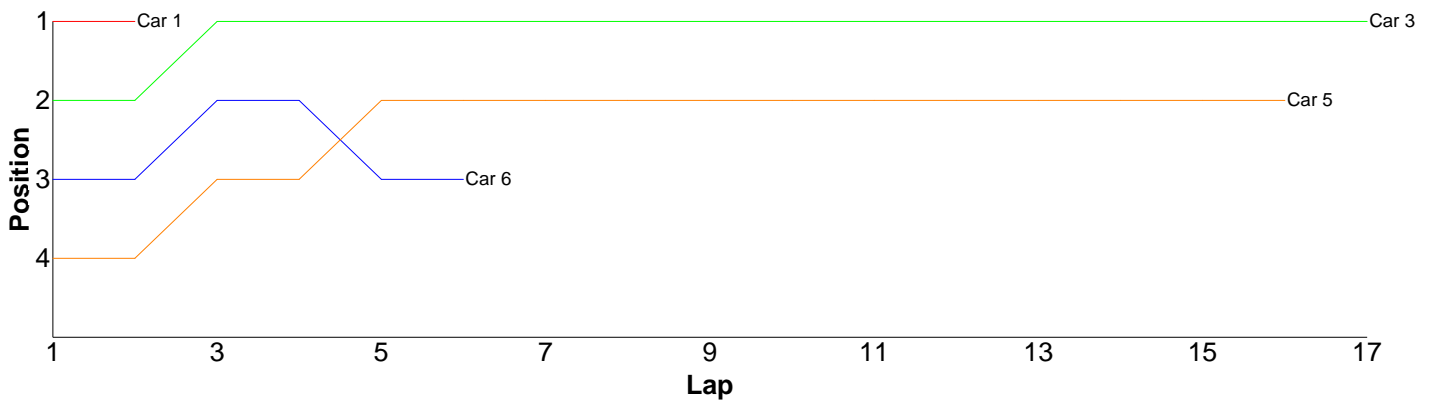
Lap	Car 1	Car 2	Car 3	Car 4	Car 5	Car 6
1	16.63	15.86	29.63	16.78	16.58	15.84
2	17.59	15.88		16.45	17.19	16.73
3	16.00	15.67		16.52	16.22	15.96
4	16.50	15.66		16.54	16.20	15.78
5	17.40	15.54		16.46	16.39	15.91
6	16.45	15.51		16.58	16.00	16.13
7	16.29	15.55		16.74	16.25	16.30
8	16.77	15.78		16.76	16.34	16.00
9	16.11	15.62		16.74	16.24	16.24
10	16.60	15.86		16.82	16.09	16.47
11	17.27	15.61		16.34	16.29	16.27
12	16.91	15.96		16.40	16.32	15.99
13	16.43	15.81		16.53	16.37	16.19
14	16.69	15.88		18.54	16.47	16.10
15	16.57	15.72		16.59	16.32	16.12
16	16.25	16.08		16.81	16.41	16.28
17	16.74	15.76		17.82	16.64	16.50
18	16.64	15.80		16.71	16.36	16.62
19	17.41	15.84			16.85	16.41
20		16.14				
21						



Heat 5 - Round 5 (13.5 / 23T)

Pos	Car	Form	Name	Member Type	Car Make	Result	Ave	Best
1	3	F2	Jose Jimenez	2009	Hot Bodies	17 / 300.44	17.67	16.96
2	5	F2	Andy Lewis	2009	Hot Bodies	16 / 309.13	19.32	17.07
3	6	F2	Mike Vorley	2009	Schumacher	6 / 132.01	22.00	16.61
4	1	F2	Robin Francis	2009	Hot Bodies	2 / 32.74	16.37	16.33
=5	2	F2	Andrew Mills	2009	Xray	0 / 0.00	0.00	0.00
=5	4	F2	Scott Stokes	2009	Xray	0 / 0.00	0.00	0.00

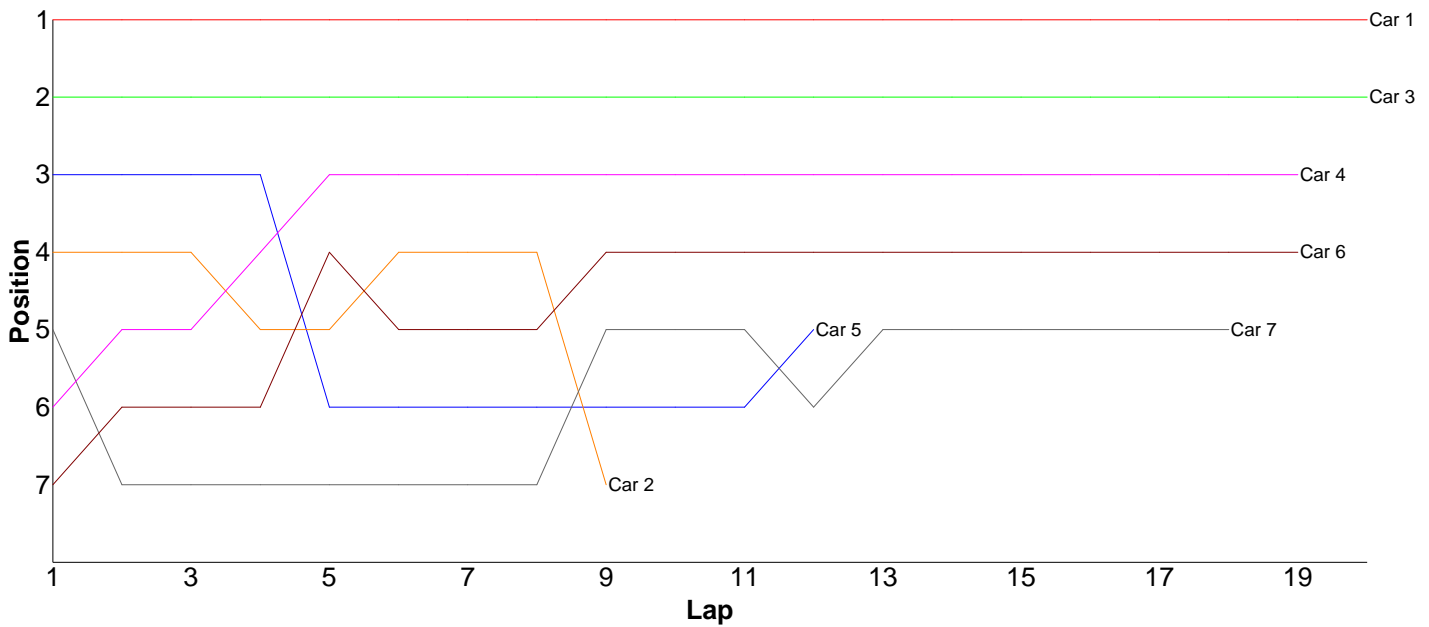
Lap	Car 1	Car 2	Car 3	Car 4	Car 5	Car 6
1	16.41		17.40		23.60	21.24
2	16.33		17.25		27.12	16.61
3			22.18		18.18	23.99
4			17.57		18.54	23.59
5			17.89		19.30	25.93
6			18.06		19.26	20.65
7			16.98		19.84	
8			17.20		17.99	
9			16.96		17.07	
10			17.06		20.04	
11			17.42		18.97	
12			17.45		17.85	
13			17.87		17.62	
14			17.16		18.37	
15			17.20		17.81	
16			17.24		17.57	
17			17.55			
18						



Heat 6 - Round 5 (13.5 / 23T)

Pos	Car	Form	Name	Member Type	Car Make	Result	Ave	Best
1	1	F2	Ben Cane	2009	Schumacher	20 / 302.40	15.12	14.89
2	3	F1	Anthony Pedder	2009	Schumacher	20 / 314.72	15.73	15.34
3	4	F2	James Davis	2009	Tamiya	19 / 304.16	16.00	15.54
4	6		Kevin Sturt	V09	Team Magic	19 / 312.47	16.44	15.93
5	7		Chris House	V09	Xray	18 / 303.67	16.87	15.79
6	5	F1	Gary Fuller	2009	Schumacher	12 / 205.44	17.12	15.68
7	2	F1	Scott Hauser	2009	Schumacher	9 / 181.28	20.14	15.25

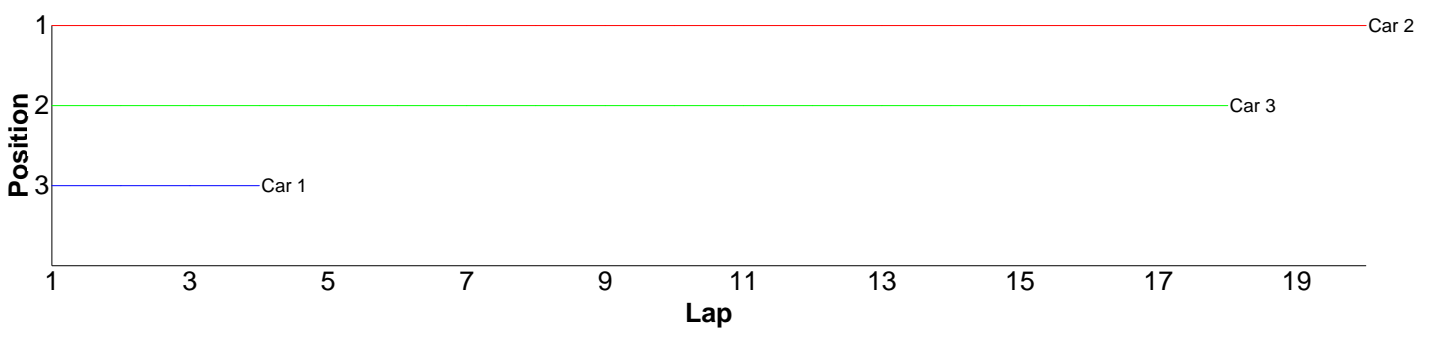
Lap	Car 1	Car 2	Car 3	Car 4	Car 5	Car 6	Car 7
1	14.98	16.33	15.61	17.02	16.23	17.28	16.62
2	15.02	16.39	15.39	15.81	15.95	16.47	17.40
3	15.05	15.59	15.34	15.55	15.81	16.47	16.35
4	14.89	16.64	15.66	15.57	15.91	16.83	20.49
5	15.08	18.65	15.44	15.54	24.46	16.36	17.63
6	15.03	15.25	15.82	15.58	15.91	16.24	16.41
7	15.01	16.81	15.69	15.68	16.13	16.52	15.85
8	15.06	16.65	15.61	18.43	15.68	16.40	15.98
9	15.07	48.97	15.73	15.82	21.05	16.00	15.89
10	15.13		15.74	16.58	16.19	16.25	15.95
11	15.11		15.57	15.62	16.15	15.93	16.05
12	15.19		15.78	15.70	15.97	16.24	23.10
13	15.12		15.65	16.00		17.85	16.37
14	15.51		16.06	15.88		16.48	15.84
15	15.28		16.41	15.81		16.43	15.89
16	15.13		15.71	15.78		15.95	15.79
17	15.12		15.98	15.90		16.31	16.08
18	15.22		15.94	15.74		16.26	15.98
19	15.20		15.83	16.15		16.20	
20	15.20		15.76				
21							



Heat 7 - Round 5 (10.5 / 19T)

Pos	Car	Form	Name	Member Type	Car Make	Result	Ave	Best
1	2		Damian Giddins	V09	Xray	20 / 310.70	15.53	15.16
2	3	F2	Stephen Mills	2009	Schumacher	18 / 305.52	16.97	16.31
3	1	F2	Neil Talbot	2009	Xray	4 / 74.79	18.69	16.79
4	4		David Robinson	V09	Xray	0 / 0.00	0.00	0.00

Lap	Car 1	Car 2	Car 3	Car 4
1	17.24	15.89	17.10	
2	16.79	15.55	16.70	
3	22.26	15.69	16.36	
4	18.50	15.29	16.31	
5		15.32	16.57	
6		15.16	16.55	
7		15.31	16.84	
8		15.17	17.01	
9		15.48	17.57	
10		15.65	16.68	
11		15.75	17.03	
12		15.60	16.88	
13		15.46	16.33	
14		15.49	16.31	
15		15.66	19.23	
16		15.59	18.82	
17		15.61	16.57	
18		15.72	16.66	
19		15.66		
20		15.65		
21				



Heat 8 - Round 5 (10.5 / 19T)

Pos	Car	Form	Name	Member Type	Car Make	Result	Ave	Best
1	1	F1	John Zottl	2009	Xray	20 / 309.96	15.49	14.52
2	4	F2	David Johnson	2009	Schumacher	20 / 315.18	15.75	14.96
3	3	F1	Nick Adams	2009	Schumacher	19 / 311.60	16.40	14.62
4	2	F1	Matthew Quinlisk	2009	Hot Bodies	12 / 180.57	15.04	14.52
5	5	F1	Brian Killick	2009	Xray	0 / 0.00	0.00	0.00

Lap	Car 1	Car 2	Car 3	Car 4	Car 5
1	14.94	14.64	15.84	15.37	
2	22.44	14.82	15.97	15.10	
3	15.04	14.93	18.46	15.19	
4	14.86	14.69	15.41	15.16	
5	14.78	14.63	14.95	14.96	
6	21.16	14.67	16.28	15.36	
7	14.54	15.18	14.89	16.69	
8	14.73	14.52	15.06	15.34	
9	14.78	14.82	14.62	15.73	
10	14.54	14.75	16.18	15.39	
11	14.76	14.83	30.06	15.09	
12	14.52	18.09	17.94	15.31	
13	14.79		15.38	16.82	
14	14.68		14.77	15.29	
15	14.77		15.38	15.91	
16	14.82		15.23	15.43	
17	15.10		14.93	16.30	
18	14.73		15.05	15.64	
19	14.68		15.20	15.38	
20	15.30			19.72	
21					

