

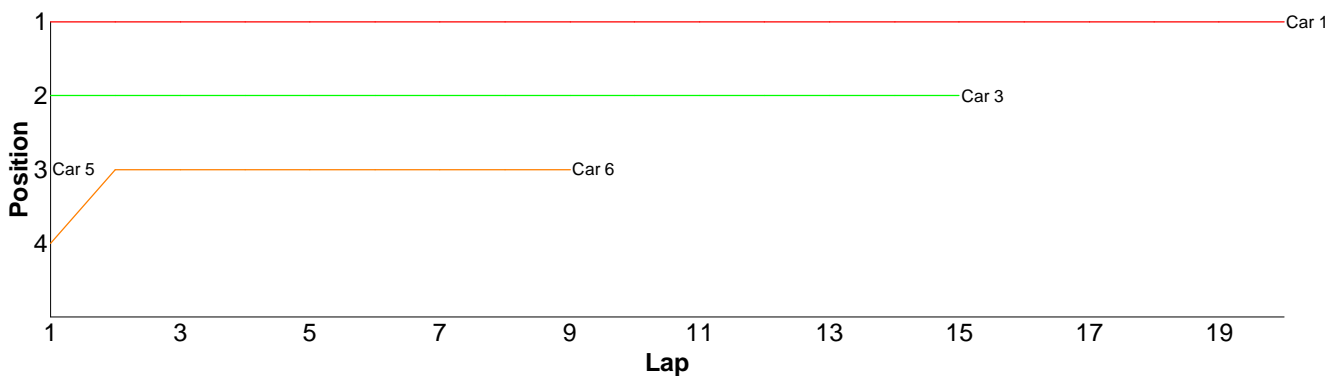
AMCC Summer Series Round 14: 18/10/2009

Race Results

IC 1/10th - A Final

Pos	Car	Form	Name	Member Type	Car Make	Result	Ave	Best
1	1	F2	Phillip Pullen	2009	Team Magic	20 / 309.36	15.46	15.11
2	3	F2	Colin Taggart	2009	Xray	15 / 248.12	16.54	15.74
3	6	F2	Andrew Mills	2009	Mugen	9 / 159.37	17.70	17.12
4	5	F2	Stephen Mills	2009	Xray	1 / 11.95	11.95	0.00
=5	2	F2	Mark Fagan	2009	Serpent	0 / 0.00	0.00	0.00
=5	4	F2	Nitin Katiyar	2009	Team Magic	0 / 0.00	0.00	0.00

Lap	Car 1	Car 2	Car 3	Car 4	Car 5	Car 6
1	9.14		9.78		11.95	13.80
2	15.95		17.36			20.11
3	15.98		18.06			19.14
4	16.30		16.96			18.52
5	15.59		17.21			17.99
6	15.81		16.71			17.17
7	15.73		17.02			18.09
8	16.42		16.77			17.12
9	15.69		16.35			17.43
10	16.06		15.74			
11	15.58		16.48			
12	15.25		16.33			
13	15.11		16.28			
14	15.20		15.93			
15	15.71		21.14			
16	15.17					
17	15.29					
18	15.92					
19	17.78					
20	15.68					
21						

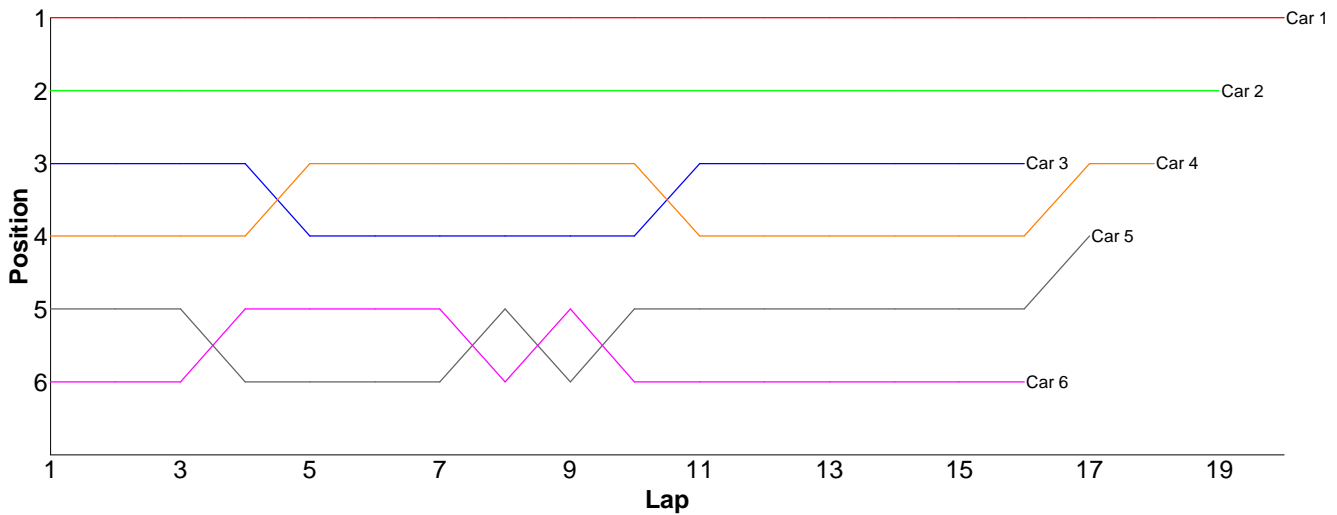


<GT> - A Final

Pos	Car	Form	Name	Class	Member Type	Car Make	Result	Ave	Bes
1	1	F1	Nigel Moss	GT2	2009	Calandra	20 / 303.84	15.19	15.14
2	2	F3	Tim Webb	GT2	2009	Associated	19 / 302.81	15.93	15.11
3	4		Jon Wilkins	GT2	2009	Associated	18 / 315.43	17.52	15.61
4	5	F4	Scott Stokes	GT3	2009	Tamiya	17 / 303.32	17.84	17.42
5	3	F1	Dave Skelton	GT2	2009	Associated	16 / 252.07	15.75	15.65
6	6	F4	Neil Talbot	GT3	2009	Calandra	16 / 306.65	19.16	17.17

Lap Car 1 Car 2 Car 3 Car 4 Car 5 Car 6

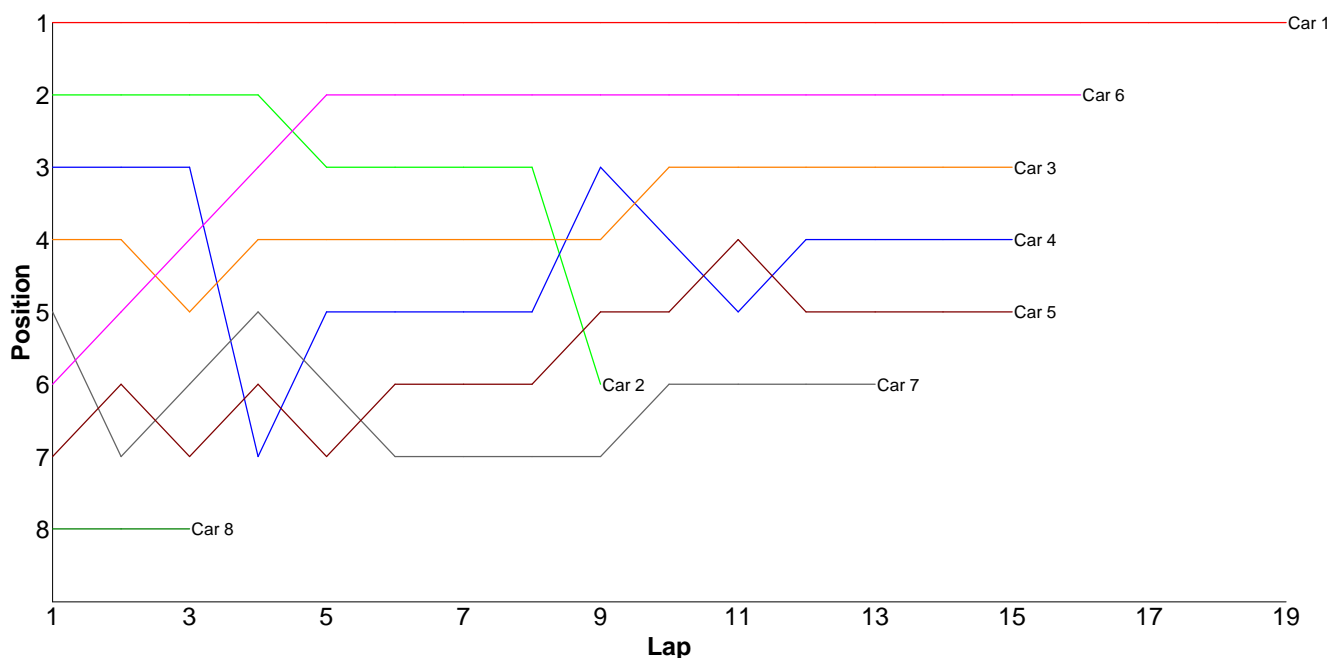
1	8.55	9.22	9.36	10.43	11.61	12.12
2	15.36	15.14	15.65	16.97	18.40	19.16
3	15.14	15.57	15.74	15.90	17.78	17.17
4	15.49	15.11	18.43	16.03	18.75	17.82
5	15.49	15.39	17.34	16.17	17.98	17.91
6	15.42	18.01	15.70	16.39	20.17	18.18
7	16.21	15.46	16.10	16.04	17.58	18.42
8	15.58	15.54	15.75	15.61	18.39	20.18
9	15.39	15.50	16.16	15.83	18.53	17.73
10	15.49	15.12	15.95	16.52	17.69	24.25
11	15.51	21.26	15.76	20.42	18.54	22.84
12	15.46	15.94	15.88	15.85	17.55	17.27
13	15.60	15.53	16.00	18.40	17.59	26.58
14	15.44	15.60	16.12	18.55	18.66	20.88
15	15.33	15.89	15.98	27.13	17.42	18.10
16	16.14	16.10	16.15	18.35	18.07	18.04
17	15.57	16.88		20.89	18.61	
18	15.57	16.24		19.95		
19	15.46	19.31				
20	15.64					
21						



17.5 / 27T - A Final

Pos	Car	Form	Name	Member Type	Car Make	Result	Ave	Best
1	1	F3	Scott Hauser	2009	Xray	19 / 312.48	16.44	16.40
2	6	F2	Nicholas Mugridge	2009	Schumacher	16 / 314.47	19.65	18.86
3	3	F2	Jason Elliot	V09	Associated	15 / 303.54	20.23	19.46
4	4	F2	Bradley Killick (J)	2009	Xray	15 / 309.34	20.62	10.31
5	5	F2	Paul Taylor	2009	Schumacher	15 / 310.83	20.72	20.14
6	7		Simon Anderson	V09	Hot Bodies	13 / 301.52	23.19	20.56
7	2	F2	Matthew Mills (J)	2009	Xray	9 / 207.71	23.07	19.37
8	8		Luke Donnelly (J)	2009	Xray	3 / 94.27	31.42	37.20

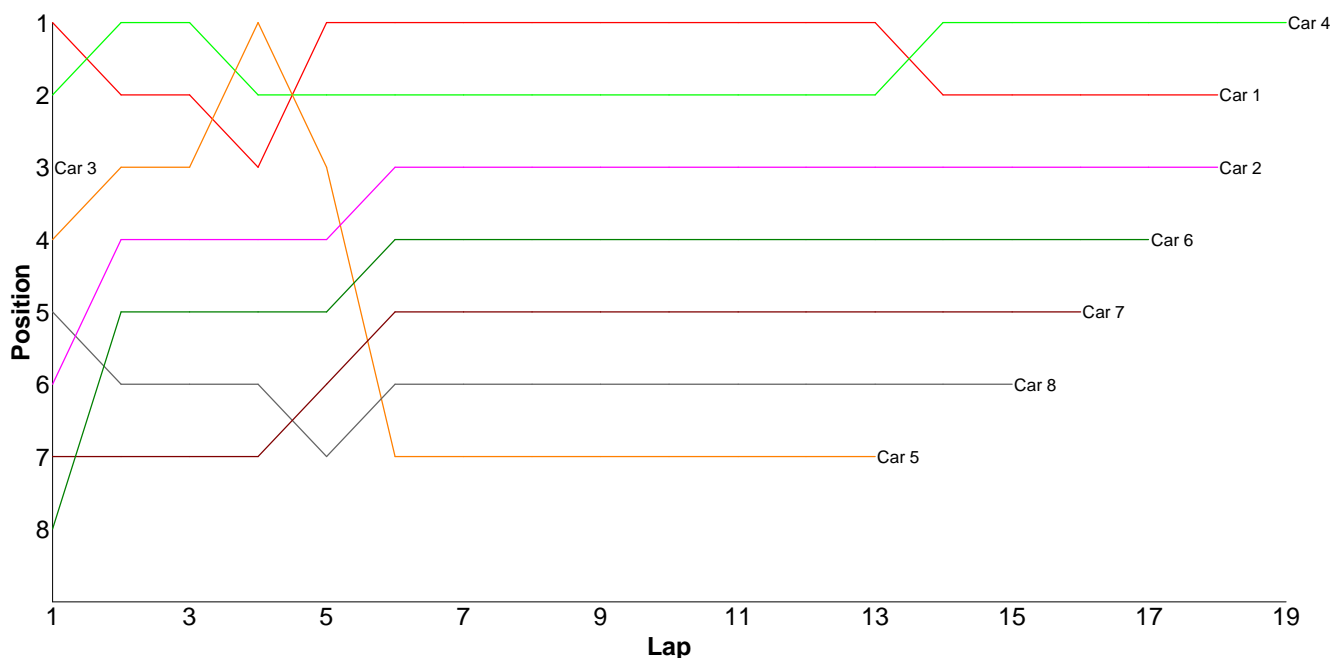
Lap	Car 1	Car 2	Car 3	Car 4	Car 5	Car 6	Car 7	Car 8
1	9.45	11.30	12.70	11.69	15.42	14.65	14.02	19.14
2	16.40	19.67	21.33	19.62	21.93	20.18	23.79	37.93
3	16.51	19.37	21.40	19.99	22.32	19.09	20.56	37.20
4	16.47	19.66	19.46	38.60	21.83	19.40	21.51	
5	16.60	25.95	21.54	10.31	20.69	19.66	21.80	
6	17.96	20.65	21.52	22.04	22.40	22.01	30.15	
7	16.56	19.66	20.73	19.02	20.34	19.22	25.82	
8	16.52	19.68	20.09	19.91	21.50	19.15	26.62	
9	16.62	51.77	21.30	18.57	20.14	18.86	23.56	
10	17.22		20.29	26.20	20.39	20.46	22.69	
11	16.84		20.63	22.06	20.49	22.94	23.18	
12	16.95		20.14	19.82	21.29	19.72	21.50	
13	17.09		21.28	21.08	20.46	19.39	26.32	
14	16.84		20.79	19.95	20.80	19.68		
15	16.79		20.34	20.48	20.83	19.79		
16	16.80					20.27		
17	16.79							
18	16.68							
19	17.39							
20								



13.5 / 23T - B Final

Pos	Car	Form	Name	Member Type	Car Make	Result	Ave	Best
1	4	F2	Craig Murrell (J)	2009	Schumacher	19 / 314.29	16.54	16.28
2	1	F1	Ian Cairns	2009	Schumacher	18 / 301.60	16.75	16.31
3	2		Chris House	V09	Xray	18 / 305.52	16.97	16.24
4	6	F2	Andrew Mills	2009	Xray	17 / 309.14	18.18	17.20
5	7	F2	Mike Vorley	2009	Schumacher	16 / 310.43	19.40	16.93
6	8	F2	Andy Lewis	2009	Hot Bodies	15 / 303.22	20.21	18.06
7	5	F2	Robin Francis	2009	Hot Bodies	13 / 316.40	24.33	10.40
8	3	F2	Jose Jimenez	2009	Hot Bodies	1 / 11.40	11.40	0.00

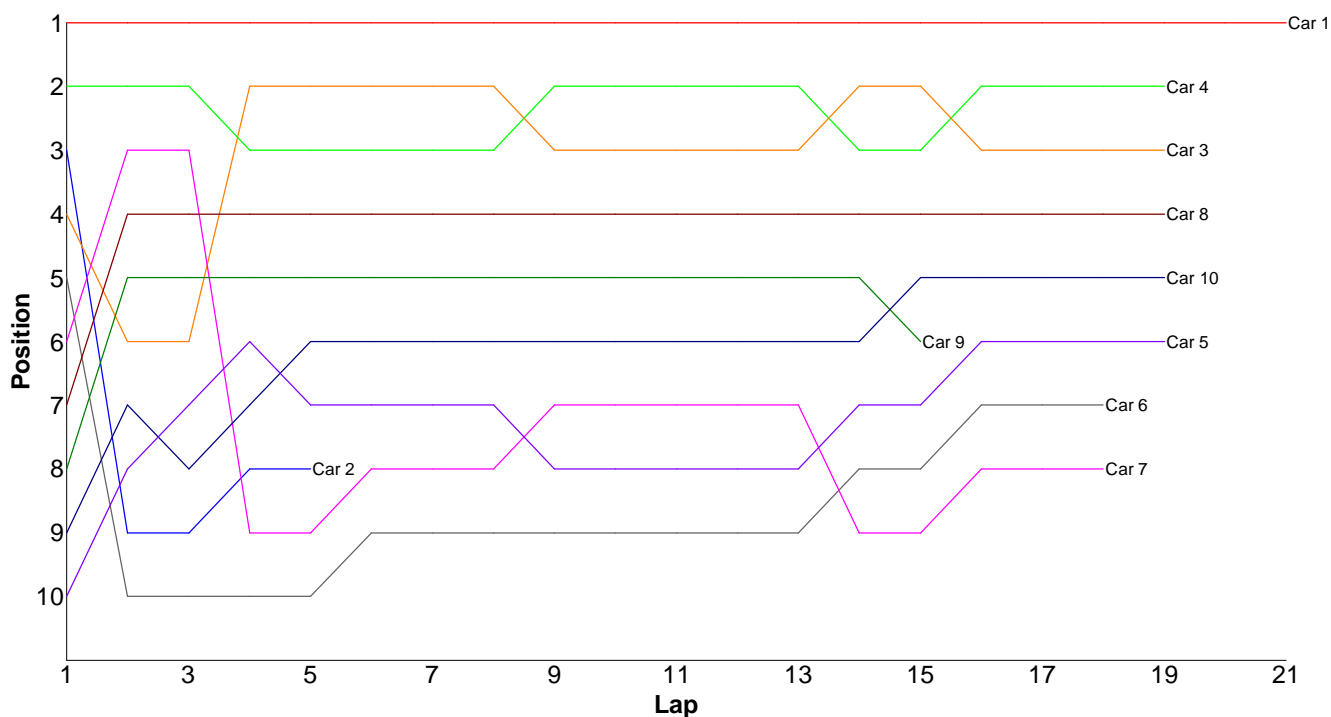
Lap	Car 1	Car 2	Car 3	Car 4	Car 5	Car 6	Car 7	Car 8
1	9.51	15.46	11.40	10.51	12.12	18.40	16.88	14.96
2	17.68	17.16		16.28	19.89	19.31	24.06	25.23
3	17.01	16.54		16.57	16.41	18.46	21.23	18.97
4	16.38	25.28		16.59	10.40	19.37	17.72	19.27
5	16.65	16.46		18.61	25.90	17.27	21.62	24.52
6	16.76	16.59		16.80	79.71	22.96	18.89	19.57
7	17.35	16.36		17.12	18.10	18.78	17.22	18.06
8	16.53	16.89		16.41	25.35	17.49	16.93	18.69
9	16.31	16.54		16.91	27.20	17.49	18.77	20.97
10	16.60	16.34		16.46	27.10	17.91	18.56	18.25
11	16.77	16.51		16.48	19.49	17.22	21.98	18.11
12	16.48	16.37		16.96	17.12	17.20	21.12	18.99
13	16.52	16.24		16.42	17.61	17.36	17.24	26.35
14	19.07	17.07		16.89		17.58	17.39	22.34
15	16.93	16.53		17.27		17.60	21.44	18.94
16	16.92	16.36		16.84		17.53	19.38	
17	20.96	16.56		17.09		17.21		
18	17.17	16.26		16.83				
19				17.25				
20								



13.5 / 23T - A Final

Pos	Car	Form	Name	Member Type	Car Make	Result	Ave	Best
1	1	F2	Ben Cane	2009	Schumacher	21 / 312.62	14.88	15.01
2	4	F1	Scott Hauser	2009	Schumacher	19 / 302.36	15.91	15.34
3	3		Spencer Jones	V09	Hot Bodies	19 / 304.47	16.02	15.44
4	8	F2	Neil Pilkington	2009	Hot Bodies	19 / 308.12	16.21	16.01
5	10	F2	Kieran Stokes (J)	2009	Xray	19 / 314.27	16.54	16.23
6	5	F2	James Davis	2009	Tamiya	19 / 314.44	16.54	15.63
7	6	F1	Gary Fuller	2009	Schumacher	18 / 303.02	16.83	15.69
8	7	F2	Kyle Fuller (J)	2009	Xray	18 / 306.64	17.03	15.81
9	9		Kevin Sturt	V09	Team Magic	15 / 247.96	16.53	16.18
10	2	F1	Anthony Pedder	2009	Schumacher	5 / 83.65	16.73	15.68

Lap	Car 1	Car 2	Car 3	Car 4	Car 5	Car 6	Car 7	Car 8	Car 9	Car 10
1	8.52	9.69	9.80	9.48	14.83	10.62	11.00	11.23	12.01	12.25
2	15.12	25.18	20.32	18.22	16.60	33.67	17.20	17.52	17.07	19.01
3	15.13	17.12	16.20	16.64	16.45	16.11	16.45	16.31	16.62	16.97
4	15.20	15.98	16.33	18.40	16.65	15.95	26.85	18.20	18.40	16.79
5	15.28	15.68	15.90	15.97	17.86	15.69	16.47	16.81	17.08	16.95
6	15.08		16.03	16.59	16.90	16.08	15.95	16.19	16.18	16.33
7	15.09		15.59	15.47	16.39	15.79	15.81	16.23	16.44	16.84
8	15.24		15.79	15.41	16.10	15.70	16.07	16.37	16.78	16.28
9	15.48		16.48	15.34	21.59	15.79	16.13	16.01	16.67	16.48
10	15.01		16.16	15.64	15.83	16.00	16.06	16.50	16.51	16.55
11	15.21		15.86	15.68	15.63	15.83	16.06	16.16	16.64	16.35
12	15.02		15.44	15.71	15.74	17.02	15.83	16.14	16.49	16.44
13	15.04		16.23	15.93	15.85	16.90	16.16	16.11	16.29	16.54
14	15.03		15.89	17.93	16.15	16.28	23.60	16.40	16.35	16.23
15	15.25		16.62	16.56	15.70	16.14	16.51	16.63	18.43	17.23
16	15.53		16.30	15.82	16.34	16.34	17.12	16.22		16.60
17	15.27		16.12	15.66	16.27	16.46	16.99	16.35		16.58
18	15.32		16.78	16.05	17.03	16.65	16.38	16.37		16.49
19	15.16		16.63	15.86	16.53			16.37		17.36
20	15.35									
21	15.29									
22										



10.5 / 19T - A Final

Pos	Car	Form	Name	Member Type	Car Make	Result	Ave	Best
1	2	F1	John Zottl	2009	Xray	21 / 306.12	14.57	14.62
2	3		Damian Giddins	V09	Xray	20 / 303.56	15.17	15.25
3	6	F1	Brian Killick	2009	Xray	20 / 304.89	15.24	15.03
4	4	F2	David Johnson	2009	Schumacher	20 / 315.08	15.75	15.18
5	5	F1	Nick Adams	2009	Schumacher	19 / 308.61	16.24	14.57
6	7	F2	Stephen Mills	2009	Schumacher	18 / 301.39	16.74	16.28
7	1	F1	Matthew Quinlisk	2009	Hot Bodies	16 / 229.61	14.35	14.44
8	8		David Robinson	V09	Xray	0 / 0.00	0.00	0.00

Lap	Car 1	Car 2	Car 3	Car 4	Car 5	Car 6	Car 7	Car 8
1	8.45	9.28	9.58	9.74	10.43	10.28	12.53	
2	15.12	15.07	15.63	16.00	15.64	15.55	17.94	
3	15.03	14.73	15.43	18.00	19.51	15.95	16.90	
4	14.81	14.69	15.25	15.80	15.44	15.25	16.55	
5	14.67	14.76	15.51	15.62	15.27	16.41	16.98	
6	14.44	14.80	15.44	16.21	14.57	15.47	18.17	
7	14.67	15.15	15.47	15.65	15.47	15.03	16.28	
8	15.06	14.93	15.69	15.50	15.29	15.32	16.29	
9	14.76	14.62	15.38	15.30	14.98	15.19	16.64	
10	14.57	14.79	15.60	15.42	14.88	15.14	17.61	
11	14.68	14.76	15.46	15.18	14.62	15.43	16.91	
12	14.64	14.70	15.45	15.54	15.23	15.26	16.42	
13	14.75	14.88	15.58	16.78	16.89	15.37	16.59	
14	14.60	14.73	15.25	16.71	15.19	15.44	18.66	
15	14.75	14.78	15.51	15.78	15.14	15.33	16.96	
16	14.61	14.68	15.34	16.05	18.90	15.64	16.49	
17		15.00	15.49	17.71	18.55	15.65	16.62	
18		15.02	15.47	16.47	27.11	15.85	16.85	
19		15.03	15.51	15.63	15.50	15.67		
20		14.81	15.52	15.99		15.66		
21		14.91						
22								

