

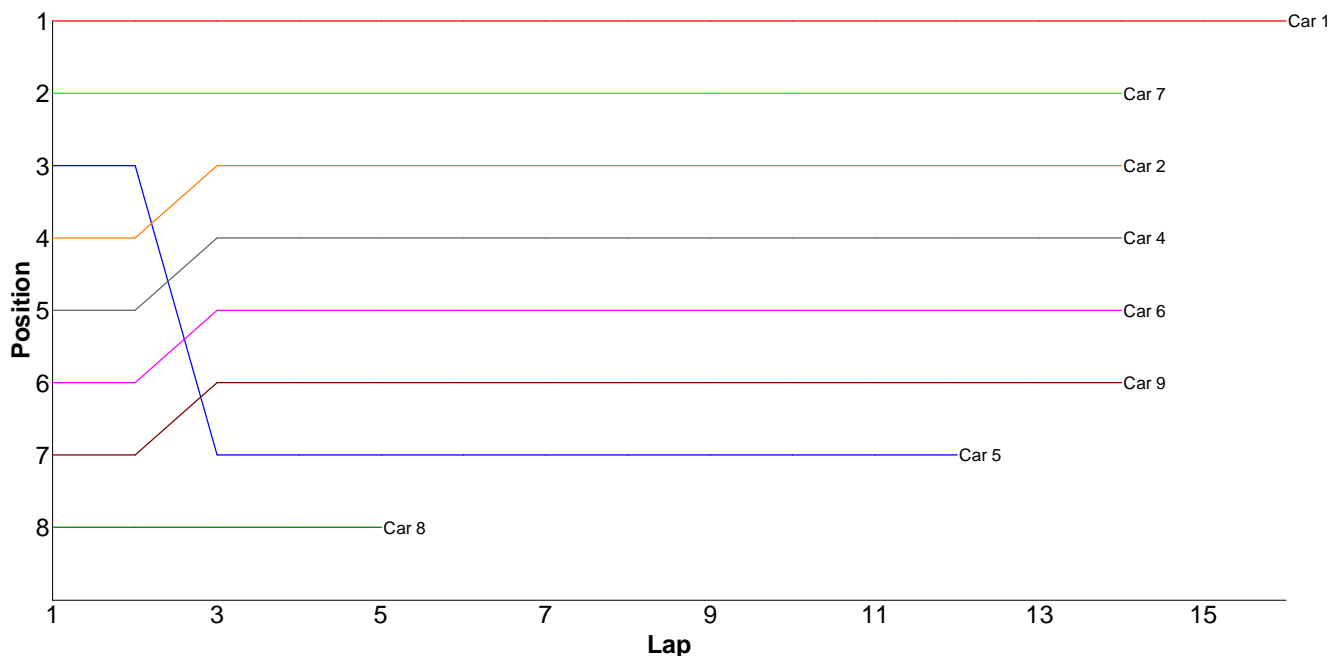
# AMCC Summer Series 2009 : Round 13: 04/10/2009

## Race Results

### Heat 1 - Round 1 (17.5 / 27T)

Pos	Car	Form	Name	Member Type	Car Make	Result	Ave	Best
1	1		Gerald Page	2009	Tamiya	16 / 308.48	19.28	18.62
2	7	F2	Matthew Mills (J)	2009	Xray	14 / 301.64	21.54	20.90
3	2		Paul Taylor	2009	Schumacher	14 / 301.93	21.56	21.05
4	4	F1	Jack Warren (J)	2009	Xray	14 / 306.86	21.91	20.74
5	6	F2	David Chieng	2009	Tamiya	14 / 317.51	22.67	21.29
6	9		Daniel Dowling	V09	Associated	14 / 321.66	22.97	21.67
7	5	F2	Bradley Killick (J)	2009	Xray	12 / 309.13	25.76	21.19
8	8	F2	Jason Elliot	V09	Associated	5 / 257.76	51.55	29.00
9	3	F2	Nicholas Mugridge	2009	Schumacher	0 / 0.00	0.00	0.00

Lap	Car 1	Car 2	Car 3	Car 4	Car 5	Car 6	Car 7	Car 8	Car 9
1	19.06	22.27		22.59	21.60	23.54	21.12	44.86	24.65
2	19.66	21.82		22.76	22.45	22.29	20.91	35.65	23.56
3	18.88	21.48		21.73	32.03	21.72	20.90	103.93	22.75
4	19.98	21.76		22.03	29.12	24.99	21.28	44.32	22.82
5	19.14	21.25		22.94	41.89	24.29	21.51	29.00	24.03
6	19.94	21.56		20.94	26.58	22.08	21.93		23.19
7	19.43	21.37		25.62	21.61	21.48	21.51		21.67
8	18.83	21.60		21.00	21.57	21.29	21.45		22.61
9	19.43	21.59		21.06	22.26	23.90	21.81		23.48
10	18.78	21.17		22.19	21.19	21.97	22.10		22.68
11	18.62	21.05		20.74	21.67	21.51	22.05		22.22
12	18.79	21.36		21.20	27.16	23.52	21.24		22.47
13	19.03	22.07		21.30		22.99	21.42		22.44
14	18.75	21.58		20.76		21.94	22.41		23.09
15	19.39								
16	20.77								
17									

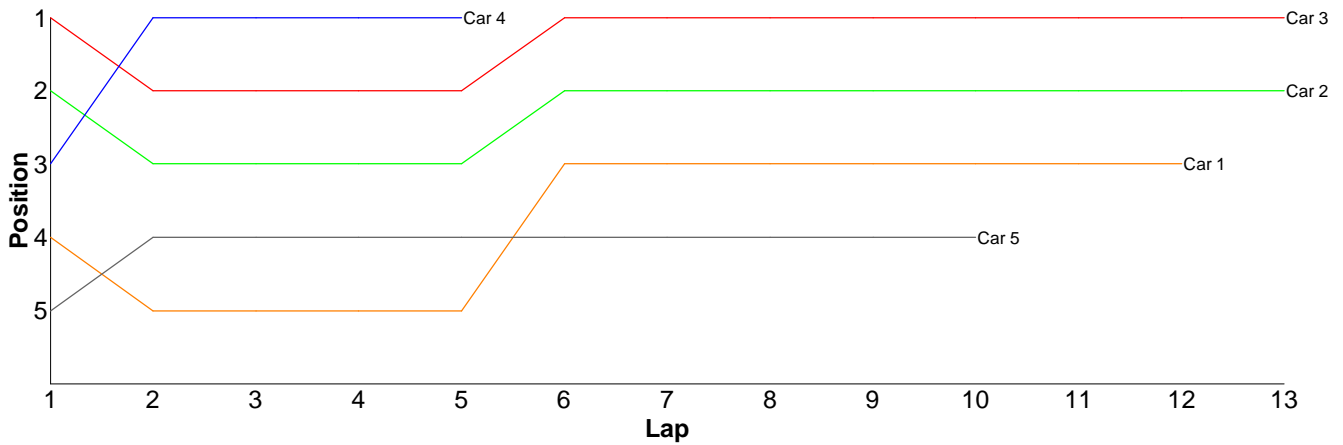


## Heat 2 - Round 1 (<GT3 / GTP>)

Pos	Car	Form	Name	Class	Member Type	Car Make	Result	Ave	Best
1	3	F4	Matt Tims	GT3	2009	Tamiya	13 / 300.94	23.14	21.25
2	2	F4	Scott Adderson	GT3	2009	HPI	13 / 311.08	23.92	22.45
3	1	F3	Jon Wilkins	GT3	2009	Associated	12 / 307.33	25.61	20.71
4	5		Neil Talbot	GTP	2009	Calandra	10 / 289.12	28.91	21.03
5	4	F4	Scott Stokes	GT3	2009	Tamiya	5 / 110.45	22.09	20.27

Lap	Car 1	Car 2	Car 3	Car 4	Car 5
-----	-------	-------	-------	-------	-------

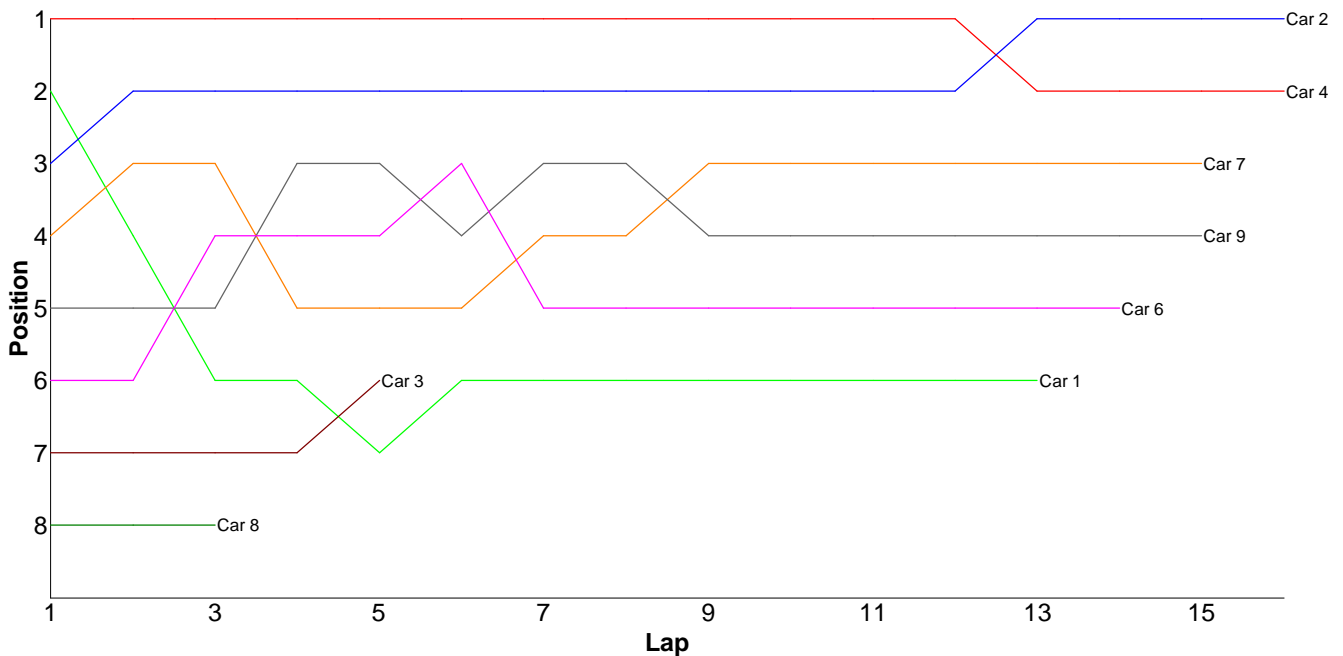
1	31.97	22.79	22.77	22.91	32.36
2	30.45	29.09	22.60	21.33	23.41
3	37.54	23.91	24.57	21.72	27.59
4	25.30	22.74	22.58	20.27	25.06
5	22.45	22.77	23.51	24.22	23.37
6	21.37	23.86	26.39		52.14
7	29.55	24.23	23.22		38.54
8	21.55	26.01	26.49		23.83
9	22.51	23.52	22.33		21.79
10	22.44	22.84	21.77		21.03
11	21.49	22.50	21.26		
12	20.71	22.45	22.20		
13		24.37	21.25		
14					



### Heat 3 - Round 1 (IC 1/10th)

Pos	Car	Form	Name	Member Type	Car Make	Result	Ave	Best
1	2	F1	David Forsythe	2009	Xray	16 / 288.22	18.01	16.54
2	4	F2	Colin Taggart	2009	Xray	16 / 300.82	18.80	16.88
3	7	F2	Nitin Katiyar	2009	Team Magic	15 / 308.83	20.58	18.62
4	9		Nuri Faks	V09	Team Magic	15 / 311.54	20.76	19.19
5	6	F2	Stephen Mills	2009	Xray	14 / 309.90	22.13	19.15
6	1	F1	Adrian Poole	2009	Team Magic	13 / 314.53	24.19	17.83
7	3	F2	Phillip Pullen	2009	Team Magic	5 / 118.87	23.77	19.00
8	8		Derek Brown	2009	Serpent	3 / 302.28	100.76	19.74
9	5		Mark Brown	2009	Team Magic	0 / 0.00	0.00	0.00

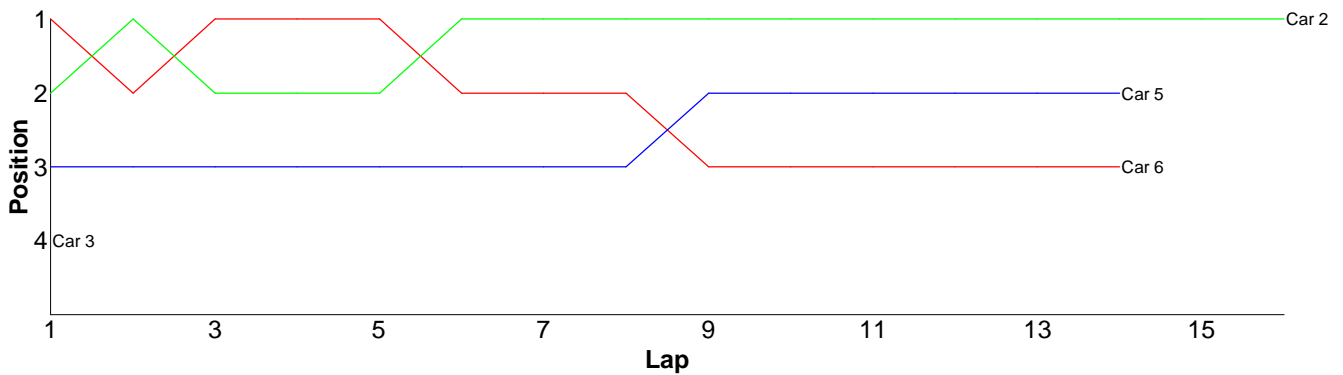
Lap	Car 1	Car 2	Car 3	Car 4	Car 5	Car 6	Car 7	Car 8	Car 9
1	20.29	21.08	32.70	17.81		23.27	21.50	255.56	22.55
2	21.43	17.40	19.75	16.88		21.02	19.65	19.74	20.29
3	22.98	17.20	23.46	20.08		19.91	21.05	26.98	21.44
4	26.23	17.91	19.00	17.27		21.09	24.91		19.87
5	39.11	18.77	23.96	17.12		19.15	18.62		20.04
6	19.10	17.71		18.39		19.22	20.28		19.47
7	20.05	18.79		17.68		26.60	18.82		20.94
8	38.00	18.18		17.90		21.36	20.47		19.82
9	30.78	17.22		16.92		23.37	20.88		28.43
10	21.75	17.07		17.96		20.52	21.34		19.94
11	18.35	18.81		18.64		21.53	21.63		19.19
12	17.83	17.86		19.89		29.35	21.61		19.41
13	18.63	18.54		20.88		20.24	19.04		19.57
14		17.81		26.30		23.27	18.82		19.75
15		17.33		18.81			20.21		20.83
16		16.54		18.29					
17									



## Heat 4 - Round 1 (GT2)

Pos	Car	Form	Name	Member Type	Car Make	Result	Ave	Best
1	2	F1	Dave Skelton	2009	Associated	16 / 311.74	19.48	18.02
2	5	F1	Dave Tims	2009	Associated	14 / 303.67	21.69	19.34
3	6	F2	Shaun Alvis	2009	Calandra	14 / 316.97	22.64	20.10
4	3	F1	Nigel Moss	2009	Calandra	1 / 36.22	36.22	36.22
=5	1	F1	Gerald Page	2009	Associated	0 / 0.00	0.00	0.00
=5	4	F1	Rob Warren	2009	Associated	0 / 0.00	0.00	0.00

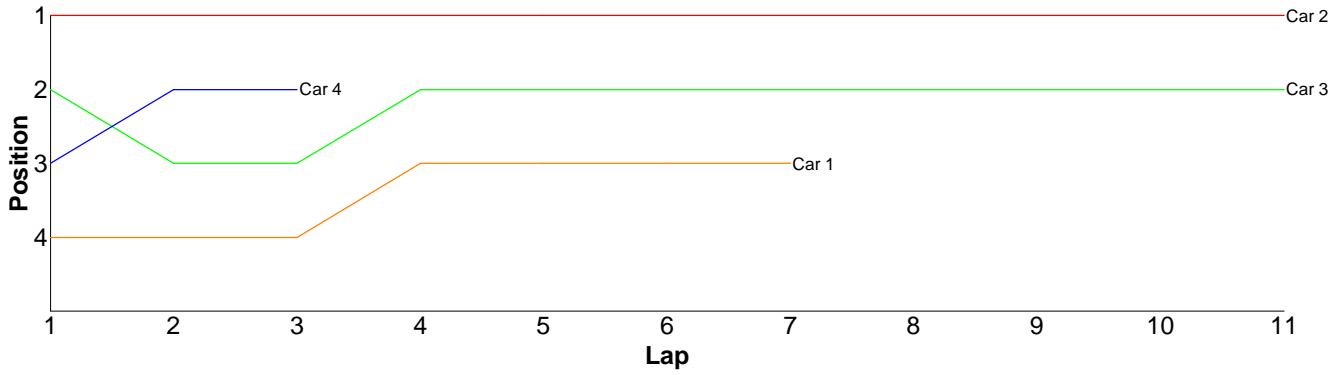
Lap	Car 1	Car 2	Car 3	Car 4	Car 5	Car 6
1		22.66	36.22		25.98	21.54
2		19.00			22.18	20.21
3		21.52			21.82	20.10
4		21.92			28.35	20.47
5		19.27			22.73	21.34
6		19.48			21.91	22.36
7		19.72			19.84	24.01
8		18.83			19.66	25.09
9		18.58			19.34	27.32
10		18.02			21.92	22.13
11		18.77			20.07	22.81
12		19.91			20.37	23.74
13		18.88			19.98	22.57
14		18.30			19.52	23.28
15		18.21				
16		18.67				
17						



## Heat 5 - Round 1 (Bikes 1/5th)

Pos	Car	Form	Name	Member Type	Car Make	Result	Ave	Best
1	2	F2	Scott Adderson	2009		11 / 301.52	27.41	25.84
2	3		Richard Blissett	V09		11 / 331.08	30.09	25.62
3	1	F2	Andy Carless	2009		7 / 263.38	37.62	26.25
4	4		Kris Wheeler	V09		3 / 95.55	31.85	31.69

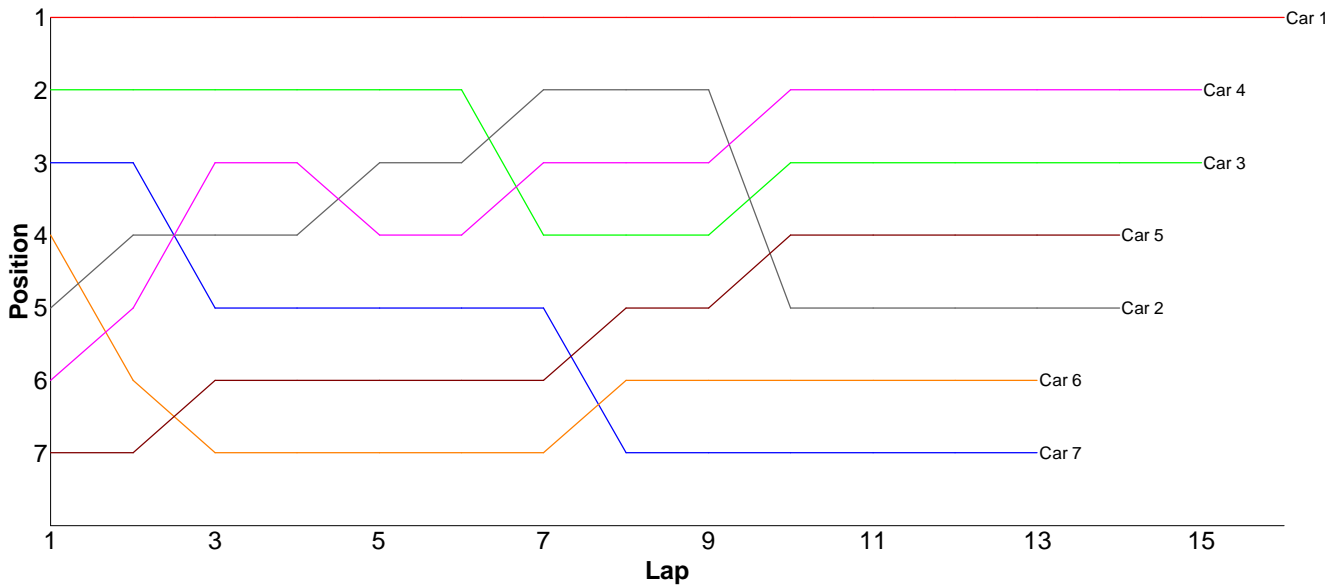
Lap	Car 1	Car 2	Car 3	Car 4
1	40.73	27.44	28.50	31.93
2	41.24	28.11	38.85	31.69
3	27.65	27.91	32.07	31.93
4	26.25	26.47	26.82	
5	40.22	29.19	27.76	
6	43.00	26.34	26.20	
7	44.29	26.45	25.64	
8		27.85	25.62	
9		28.24	32.38	
10		27.68	32.38	
11		25.84	34.86	
12				



# Heat 6 - Round 1 (13.5 / 23T)

Pos	Car	Form	Name	Member Type	Car Make	Result	Ave	Best
1	1	F2	Andrew Mills	2009	Xray	16 / 302.37	18.89	17.91
2	4	F2	Andy Lewis	2009	Hot Bodies	15 / 312.80	20.85	19.13
3	3	F2	Jose Jimenez	2009	Hot Bodies	15 / 318.72	21.24	18.42
4	5	F2	Mike Vorley	2009	Schumacher	14 / 312.28	22.30	18.62
5	2	F2	Scott Stokes	2009	Xray	14 / 316.17	22.58	17.65
6	6	F2	Terry Dickinson	2009	Yokomo	13 / 308.40	23.72	21.12
7	7		Spencer Stokoe	V09	Team Magic	13 / 319.72	24.59	19.93

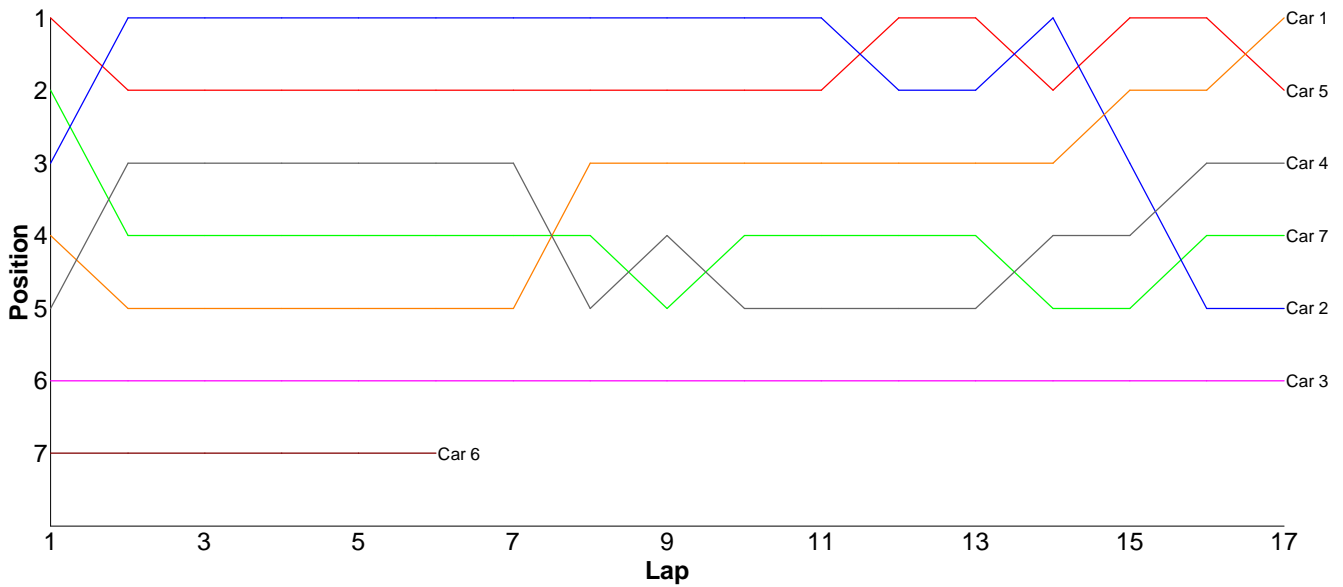
Lap	Car 1	Car 2	Car 3	Car 4	Car 5	Car 6	Car 7
1	19.38	29.27	22.00	30.35	33.17	23.63	22.41
2	18.66	20.67	21.41	19.70	25.50	29.45	22.74
3	18.47	19.93	19.31	19.58	18.97	30.66	24.72
4	18.87	19.11	23.23	19.20	20.58	24.35	23.45
5	18.12	18.83	19.61	19.13	19.36	22.22	20.16
6	19.84	18.38	19.29	19.48	22.46	23.46	20.75
7	18.39	19.91	29.29	21.49	18.62	21.12	20.08
8	21.13	18.69	19.49	20.40	27.30	21.83	52.22
9	18.59	18.30	19.69	19.48	18.77	21.40	20.60
10	18.25	52.32	28.74	23.95	23.13	21.60	23.82
11	18.20	22.98	19.94	19.20	18.71	22.23	21.63
12	18.14	17.65	19.58	19.63	22.38	23.52	19.93
13	18.60	17.77	18.42	19.54	22.67	22.93	27.21
14	19.54	22.36	19.07	19.85	20.66		
15	20.28		19.65	21.82			
16	17.91						
17							



# Heat 7 - Round 1 (13.5 / 23T)

Pos	Car	Form	Name	Member Type	Car Make	Result	Ave	Best
1	1	F1	Kevin Bissell	2009	Xray	17 / 300.50	17.67	16.71
2	5	F2	Kieran Stokes (J)	2009	Xray	17 / 300.79	17.69	16.95
3	4		Kevin Sturt	V09	Team Magic	17 / 304.50	17.91	16.86
4	7	F2	Robin Francis	2009	Hot Bodies	17 / 306.25	18.01	17.33
5	2	F2	Adrian Morrish	2009	Schumacher	17 / 308.62	18.15	16.89
6	3	F1	Ian Cairns	2009	Schumacher	17 / 313.92	18.46	16.96
7	6	F2	Craig Murrell (J)	2009	Schumacher	6 / 148.71	24.78	17.96

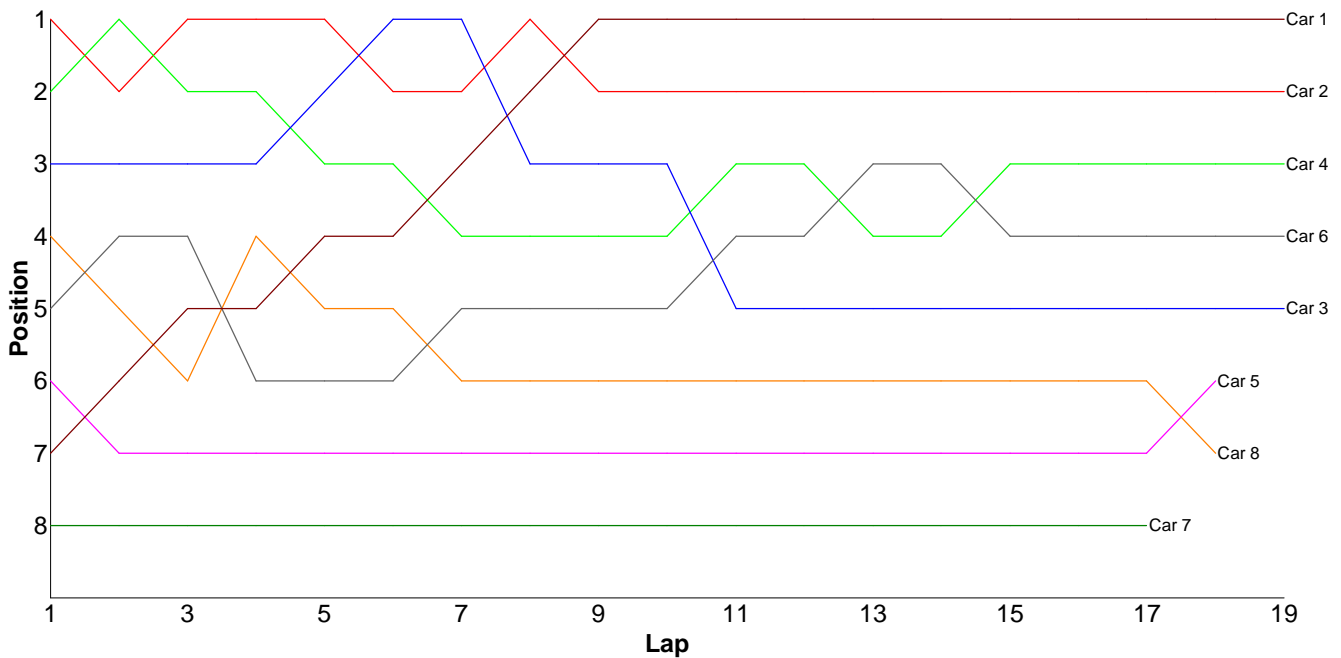
Lap	Car 1	Car 2	Car 3	Car 4	Car 5	Car 6	Car 7
1	17.53	17.42	22.13	18.09	17.18	50.62	17.39
2	26.52	17.29	29.20	18.88	17.61	17.96	20.93
3	17.03	17.48	17.98	17.38	17.50	19.04	17.87
4	16.83	16.89	17.13	17.80	17.65	19.44	17.34
5	16.86	17.09	17.95	17.98	17.24	20.09	18.43
6	16.87	17.03	18.00	17.32	17.18	21.56	17.56
7	16.71	17.23	18.40	16.86	17.87		18.73
8	17.00	17.17	17.13	21.81	20.57		17.73
9	16.88	16.98	17.18	17.73	17.28		18.08
10	16.99	22.31	17.61	18.09	17.06		17.48
11	17.02	17.08	17.20	17.28	17.20		17.58
12	16.76	17.62	17.58	18.18	17.14		17.33
13	18.02	17.45	16.96	17.31	16.95		17.62
14	16.92	17.36	17.54	17.61	18.61		19.04
15	18.00	22.90	17.17	17.42	17.04		17.77
16	17.36	21.87	17.29	17.62	17.19		17.41
17	17.20	17.45	17.47	17.14	19.52		17.96
18							



# Heat 8 - Round 1 (13.5 / 23T)

Pos	Car	Form	Name	Member Type	Car Make	Result	Ave	Best
1	1	F2	Ben Cane	2009	Schumacher	19 / 307.44	16.18	15.85
2	2	F1	Scott Hauser	2009	Schumacher	19 / 309.77	16.30	15.91
3	4	F1	David Clift	2009		19 / 310.82	16.35	15.91
4	6	F1	Anthony Pedder	2009	Schumacher	19 / 312.58	16.45	16.08
5	3	F1	Kieran Clift (J)	2009	Schumacher	19 / 316.39	16.65	15.62
6	5	F1	Dominic Skinner	2009	Tamiya	18 / 312.97	17.38	16.26
7	8		Dain Gayler	V09	Schumacher	18 / 313.63	17.42	15.81
8	7	F2	James Davis	2009	Tamiya	17 / 307.62	18.09	16.67

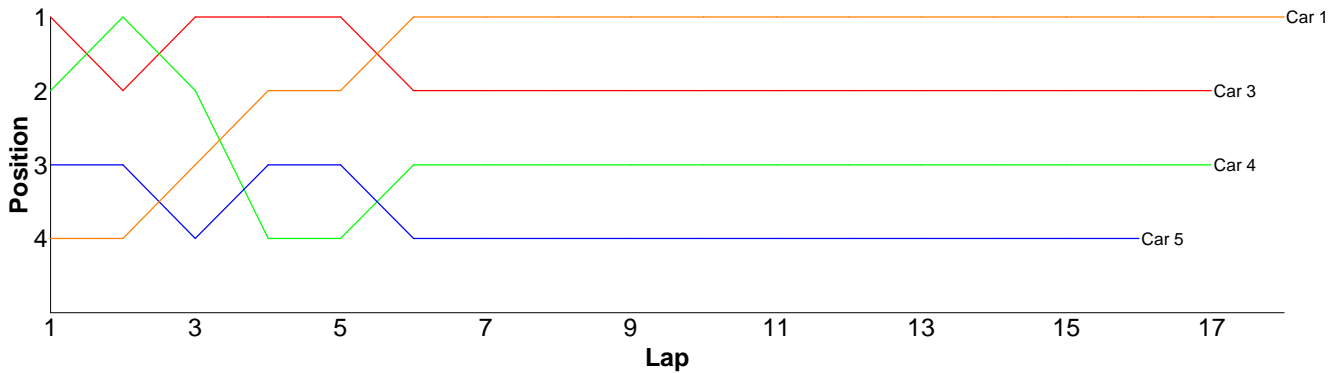
Lap	Car 1	Car 2	Car 3	Car 4	Car 5	Car 6	Car 7	Car 8
1	17.57	15.93	16.54	16.43	17.25	16.67	17.74	16.54
2	15.95	16.45	16.13	15.91	17.41	16.21	17.58	16.60
3	15.99	15.98	16.29	16.26	16.91	16.54	21.80	16.38
4	15.85	16.00	15.93	16.05	17.03	16.35	20.92	15.81
5	16.23	16.31	16.18	16.44	17.96	16.25	17.47	16.31
6	15.91	16.59	15.62	16.34	16.47	16.57	19.07	16.62
7	16.14	15.91	15.92	16.61	20.64	16.08	17.73	17.11
8	15.92	16.00	17.65	16.53	19.68	16.15	17.55	16.86
9	15.95	16.59	15.93	16.17	19.35	16.10	17.06	16.34
10	16.18	16.23	15.90	16.31	17.01	16.37	16.67	23.94
11	16.09	16.20	19.08	16.41	16.57	16.37	16.79	17.78
12	16.08	15.97	19.67	16.18	16.70	16.57	17.76	17.93
13	15.94	16.06	17.35	17.85	16.76	16.63	19.87	16.44
14	16.20	16.03	16.19	16.18	16.72	16.77	16.79	16.39
15	16.09	16.48	16.46	16.23	17.12	16.88	17.07	21.54
16	15.91	16.72	16.27	16.09	16.26	16.47	17.59	16.88
17	17.12	17.15	16.66	15.94	16.36	16.84	18.16	16.42
18	16.09	16.42	16.12	16.50	16.77	16.29		17.74
19	16.23	16.75	16.50	16.39		16.47		
20								



# Heat 9 - Round 1 (10.5 / 19T)

Pos	Car	Form	Name	Member Type	Car Make	Result	Ave	Best
1	1	F1	Brian Killick	2009	Xray	18 / 306.34	17.01	15.98
2	3	F2	Ian Austen	2009	Schumacher	17 / 305.78	17.98	16.75
3	4	F2	Stephen Mills	2009	Schumacher	17 / 313.15	18.42	16.87
4	5		Chris Slevin	2009	Xray	16 / 318.23	19.88	18.42
5	2	F2	Neil Talbot	2009	Xray	0 / 0.00	0.00	0.00

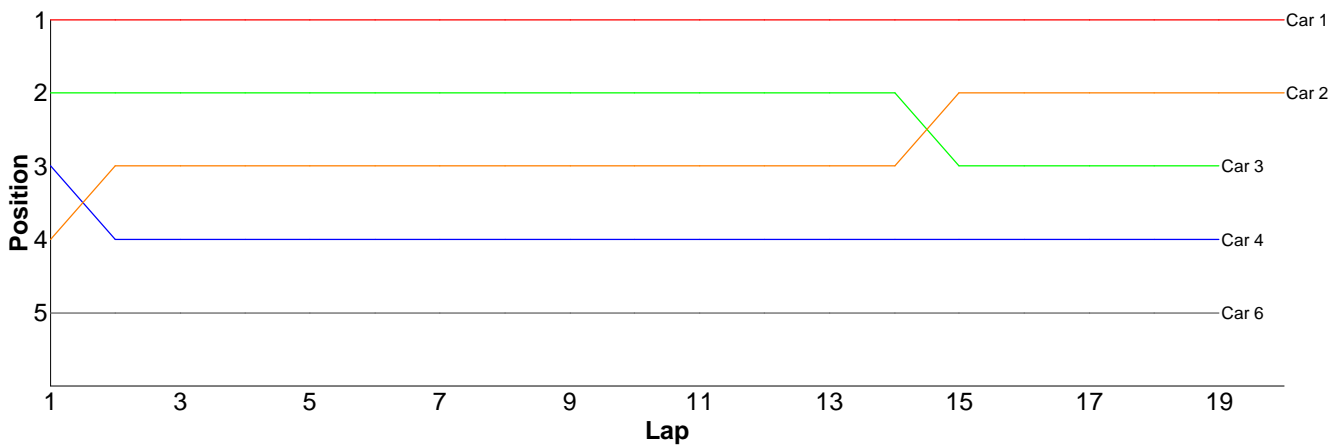
Lap	Car 1	Car 2	Car 3	Car 4	Car 5
1	20.42		18.81	19.89	20.08
2	21.33		18.70	17.30	19.07
3	16.45		17.92	18.61	20.59
4	16.17		17.85	27.23	19.78
5	16.93		17.70	17.79	18.67
6	17.60		18.89	18.63	23.65
7	16.68		17.38	17.98	18.82
8	16.06		17.35	18.47	19.53
9	15.98		17.36	17.58	19.05
10	16.42		17.30	17.63	18.42
11	16.38		16.82	17.63	22.17
12	16.10		17.70	18.73	18.42
13	16.48		16.75	17.53	19.05
14	16.63		19.01	16.98	18.74
15	16.21		17.07	17.23	22.06
16	16.34		21.25	16.87	20.13
17	16.42		17.92	17.07	
18	17.74				
19					



# Heat 10 - Round 1 (10.5 / 19T)

Pos	Car	Form	Name	Member Type	Car Make	Result	Ave	Best
1	1	F1	Ori Sohachevsky	2009	Schumacher	20 / 305.19	15.25	15.02
2	2	F1	Jamie Vassallo	2009	Schumacher	20 / 313.09	15.65	15.19
3	3	F1	John Zottl	2009	Xray	19 / 301.91	15.89	15.11
4	4	F1	Nick Adams	2009	Schumacher	19 / 304.53	16.02	15.24
5	6	F2	David Johnson	2009	Schumacher	19 / 310.95	16.36	15.64

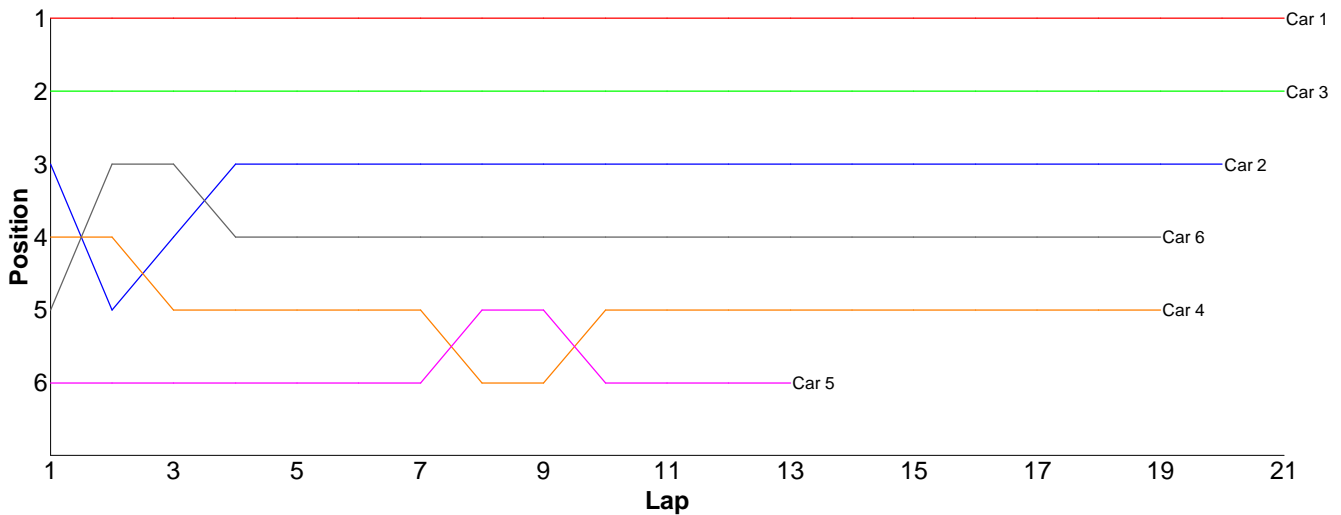
Lap	Car 1	Car 2	Car 3	Car 4	Car 5	Car 6
1	15.35	16.23	15.73	16.11		16.90
2	15.24	15.42	15.26	15.82		16.32
3	15.26	15.99	15.32	17.39		16.23
4	15.08	15.65	15.35	16.23		16.29
5	15.02	15.89	15.30	15.29		15.91
6	15.15	15.46	15.11	15.50		15.75
7	15.09	15.66	15.55	15.93		16.09
8	15.19	15.39	15.26	15.43		17.65
9	15.14	15.42	15.31	15.67		15.64
10	15.43	15.53	15.51	16.12		16.35
11	15.35	15.40	15.46	15.24		16.12
12	15.15	15.19	15.36	15.61		15.89
13	16.00	15.62	15.35	17.53		15.82
14	15.36	15.88	15.40	15.88		16.04
15	15.12	15.65	23.75	15.95		16.32
16	15.23	15.69	16.24	16.57		16.33
17	15.15	15.90	15.57	16.64		16.18
18	15.39	15.42	15.59	15.61		18.59
19	15.31	15.60	15.49	16.01		16.53
20	15.18	16.10				
21						



## Heat 11 - Round 1 (Modified)

Pos	Car	Form	Name	Member Type	Car Make	Result	Ave	Best
1	1	F1	Glen Westwood	2009	Xray	21 / 305.48	14.54	14.18
2	3		Jay Westwood	2009	Schumacher	21 / 311.58	14.83	14.21
3	2		Matthew Quinlisk	2009	Schumacher	20 / 308.65	15.43	14.57
4	6		Tony Foster	2009	Xray	19 / 303.05	15.95	15.46
5	4		Marcus Askeil	V09	Team Magic	19 / 311.05	16.37	15.58
6	5		Darren Potter	V09	Team Magic	13 / 310.15	23.85	15.81

Lap	Car 1	Car 2	Car 3	Car 4	Car 5	Car 6
1	14.18	15.38	14.21	16.51	17.42	16.64
2	14.32	17.71	14.60	15.92	16.94	15.54
3	14.31	14.96	15.66	15.69	15.90	15.46
4	14.22	14.75	14.71	15.58	16.02	15.51
5	14.46	14.78	14.58	16.28	16.37	15.65
6	14.99	14.57	14.50	16.43	15.81	15.77
7	14.76	14.79	14.98	16.74	15.89	16.38
8	14.64	14.79	14.73	18.15	16.90	15.64
9	14.31	15.75	14.82	17.13	16.53	16.18
10	14.87	15.12	14.70	16.05	112.63	15.61
11	14.49	14.96	14.63	16.23	16.84	16.34
12	14.59	14.75	14.81	16.09	16.41	16.24
13	14.40	14.76	14.70	16.30	16.49	15.97
14	14.57	14.84	14.53	17.01		16.37
15	14.64	15.08	16.43	15.76		15.75
16	14.59	14.75	15.18	15.92		15.48
17	14.54	15.30	14.91	16.14		15.49
18	14.61	14.85	14.80	16.16		16.24
19	14.74	21.07	14.61	16.96		16.79
20	14.60	15.69	14.65			
21	14.65		14.84			
22						

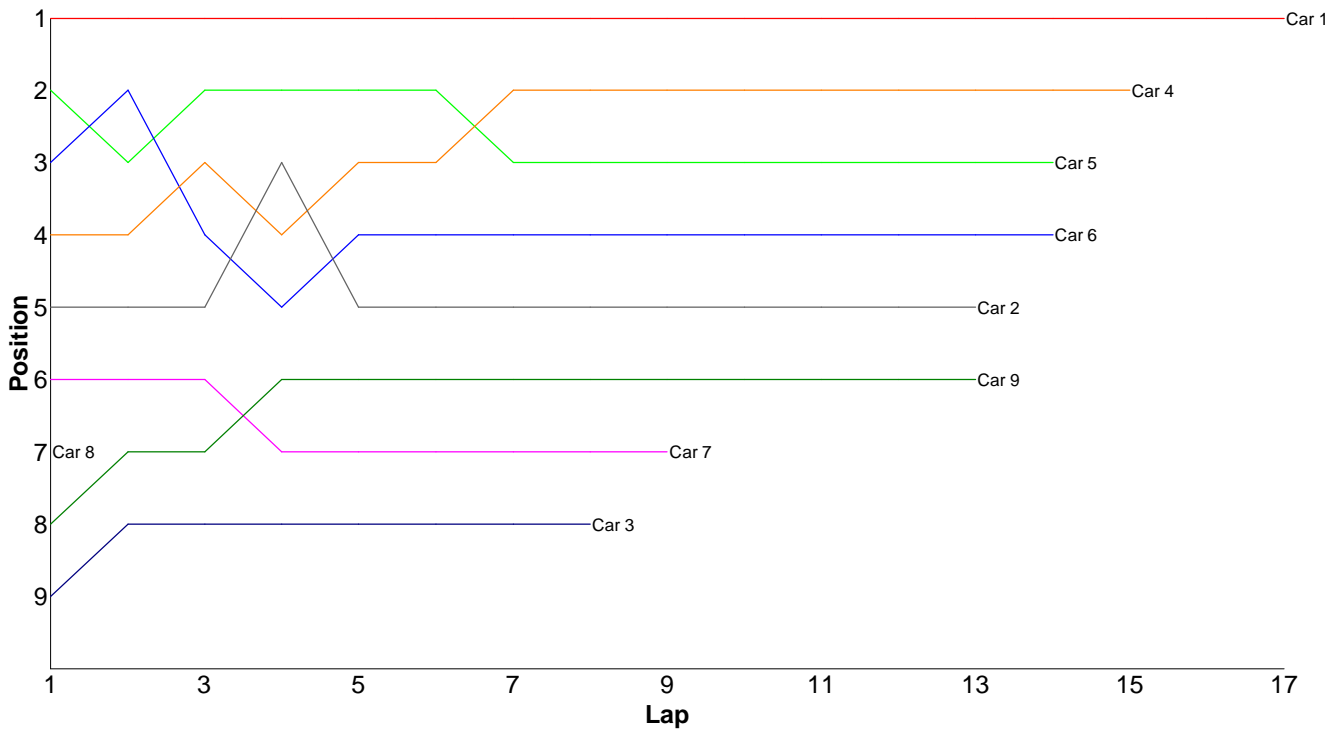


## Heat 1 - Round 2 (17.5 / 27T)

Pos	Car	Form	Name	Member Type	Car Make	Result	Ave	Best
1	1		Gerald Page	2009	Tamiya	17 / 313.52	18.44	17.51
2	4	F1	Jack Warren (J)	2009	Xray	15 / 320.35	21.35	19.85
3	5	F2	Bradley Killick (J)	2009	Xray	14 / 302.60	21.61	20.13
4	6	F2	David Chieng	2009	Tamiya	14 / 310.01	22.14	19.90
5	2		Paul Taylor	2009	Schumacher	13 / 304.93	23.45	19.96
6	9		Daniel Dowling	V09	Associated	13 / 320.38	24.64	20.02

7	7	F2	Matthew Mills (J)	2009	Xray	9 / 264.46	29.38	21.91
8	3	F2	Nicholas Mugridge	2009	Schumacher	8 / 301.76	37.72	21.91
9	8	F2	Jason Elliot	V09	Associated	1 / 32.33	32.33	32.33

Lap	Car 1	Car 2	Car 3	Car 4	Car 5	Car 6	Car 7	Car 8	Car 9
1	19.19	26.96	93.21	24.38	21.82	22.12	29.03	32.33	68.00
2	18.68	22.95	62.10	20.98	21.62	20.18	22.45		20.81
3	17.51	20.24	31.36	19.99	20.15	27.28	45.65		20.02
4	17.91	19.96	24.59	26.81	24.39	22.93	33.18		20.99
5	19.23	46.01	22.69	19.85	21.26	21.18	26.81		20.45
6	20.22	20.02	22.78	20.05	21.18	21.97	22.08		21.95
7	17.66	21.54	21.91	19.89	24.08	20.70	21.91		21.19
8	18.34	20.97	23.12	21.23	20.13	19.90	24.98		20.67
9	17.81	20.30		20.45	21.01	21.11	38.37		21.01
10	18.15	20.67		20.82	23.81	28.03			21.12
11	18.18	20.31		21.40	20.82	21.48			20.60
12	19.03	24.60		21.69	21.09	22.45			22.03
13	17.93	20.40		20.82	20.58	20.49			21.54
14	19.07			20.15	20.66	20.19			
15	18.01			21.84					
16	18.37								
17	18.23								
18									

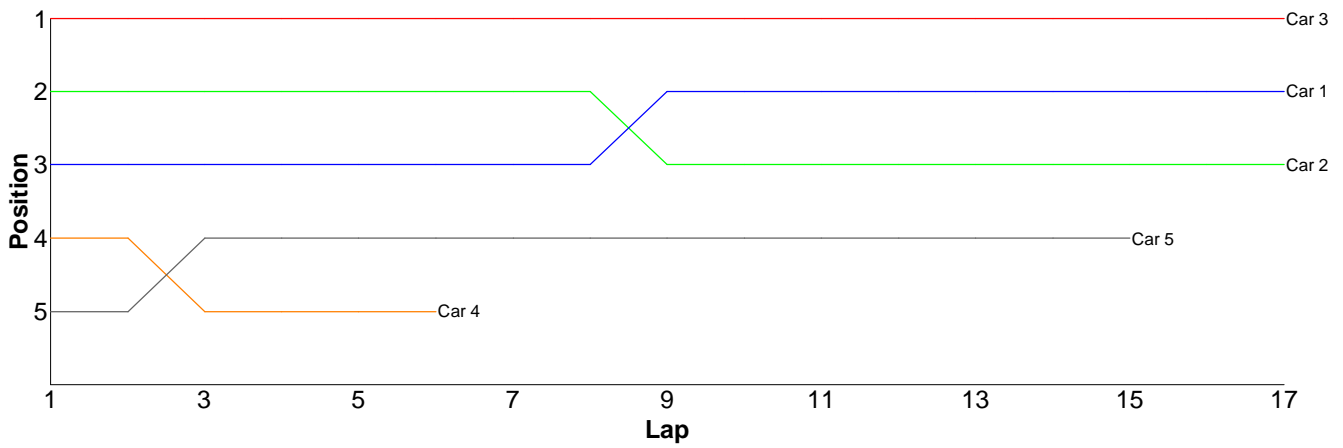


## Heat 2 - Round 2 (<GT3 / GTP>)

Pos	Car	Form	Name	Class	Member Type	Car Make	Result	Ave	Best
1	3	F4	Matt Tims	GT3	2009	Tamiya	17 / 308.32	18.13	17.17
2	1	F3	Jon Wilkins	GT3	2009	Associated	17 / 309.85	18.22	17.43
3	2	F4	Scott Adderson	GT3	2009	HPI	17 / 320.77	18.86	17.86
4	5		Neil Talbot	GTP	2009	Calandra	15 / 311.16	20.74	18.51
5	4	F4	Scott Stokes	GT3	2009	Tamiya	6 / 152.83	25.47	20.73

Lap	Car 1	Car 2	Car 3	Car 4	Car 5
-----	-------	-------	-------	-------	-------

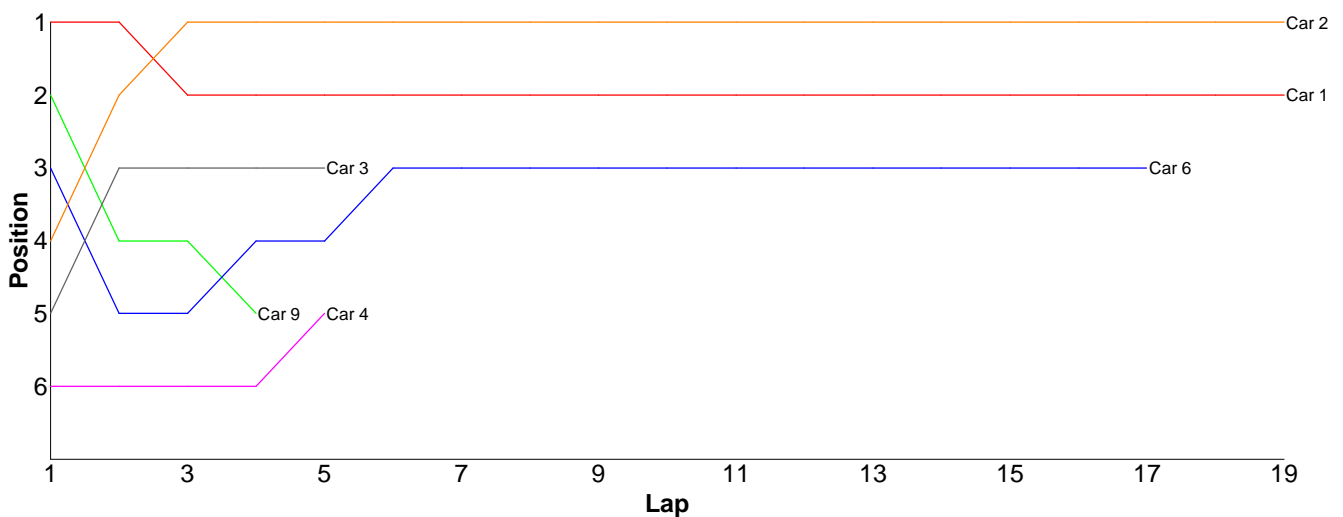
1	19.88	17.86	17.85	27.05	29.36
2	18.35	18.14	17.17	20.73	20.31
3	18.38	20.22	19.19	22.67	20.57
4	18.12	18.30	18.39	27.49	21.14
5	18.60	18.25	17.93	22.56	20.09
6	18.44	18.01	18.09	32.33	20.38
7	18.66	19.08	17.26		19.63
8	19.07	19.35	17.91		20.88
9	17.83	18.52	18.24		18.87
10	17.99	18.16	18.58		22.12
11	17.79	19.35	17.75		19.03
12	18.07	18.37	18.48		21.03
13	17.43	18.34	18.65		18.51
14	17.72	18.35	18.52		18.55
15	17.53	18.03	17.63		20.69
16	17.97	18.84	18.33		
17	18.02	23.60	18.35		
18					



### Heat 3 - Round 2 (IC 1/10th)

Pos	Car	Form	Name	Member Type	Car Make	Result	Ave	Best
1	2	F1	David Forsythe	2009	Xray	19 / 302.09	15.89	15.01
2	1	F1	Adrian Poole	2009	Team Magic	19 / 306.67	16.14	15.24
3	6	F2	Stephen Mills	2009	Xray	17 / 310.78	18.28	16.88
4	3	F2	Phillip Pullen	2009	Team Magic	5 / 87.56	17.51	16.78
5	4	F2	Colin Taggart	2009	Xray	5 / 123.97	24.79	16.72
6	9		Nuri Faks	V09	Team Magic	4 / 79.37	19.84	16.98
=7	5		Mark Brown	2009	Team Magic	0 / 0.00	0.00	0.00
=7	7	F2	Nitin Katiyar	2009	Team Magic	0 / 0.00	0.00	0.00
=7	8		Derek Brown	2009	Serpent	0 / 0.00	0.00	0.00

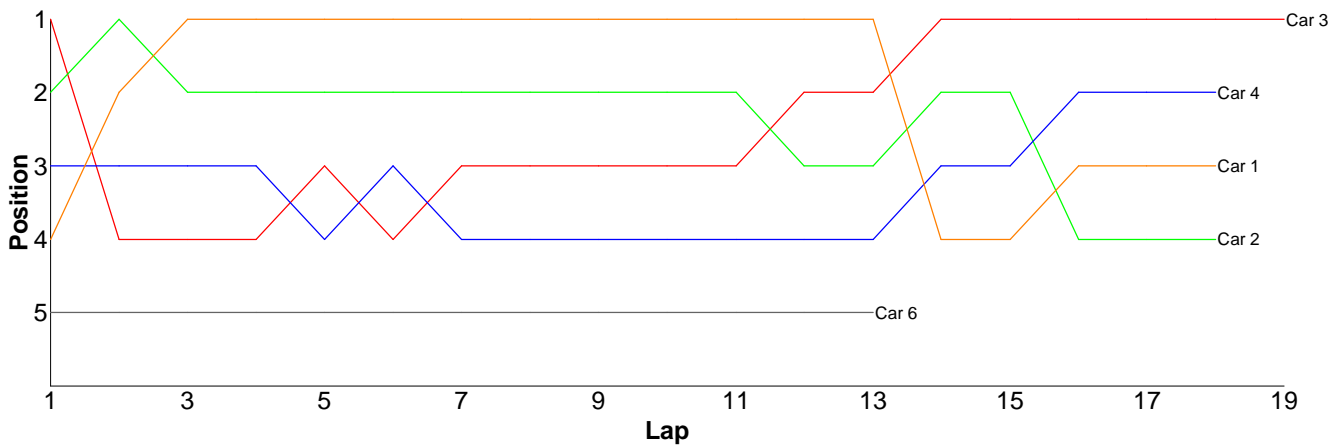
Lap	Car 1	Car 2	Car 3	Car 4	Car 5	Car 6	Car 7	Car 8	Car 9
1	16.39	17.85	18.09	28.87		17.58			17.49
2	16.66	15.55	17.69	27.22		24.30			21.01
3	17.61	16.37	17.48	29.60		17.22			16.98
4	17.27	15.81	16.78	16.72		17.04			23.89
5	15.90	16.30	17.52	21.56		16.88			
6	15.71	15.67				17.92			
7	16.97	16.90				17.27			
8	15.67	16.29				17.09			
9	16.13	16.28				17.01			
10	15.99	15.67				17.28			
11	15.57	16.04				17.30			
12	15.75	15.24				17.44			
13	15.24	15.60				17.39			
14	15.70	15.21				17.36			
15	16.48	15.01				26.45			
16	15.59	15.67				17.46			
17	16.26	15.71				17.79			
18	15.86	15.55							
19	15.92	15.37							
20									



## Heat 4 - Round 2 (GT2)

Pos	Car	Form	Name	Member Type	Car Make	Result	Ave	Best
1	3	F1	Nigel Moss	2009	Calandra	19 / 311.12	16.37	15.76
2	4	F1	Rob Warren	2009	Associated	18 / 300.23	16.67	16.27
3	1	F1	Gerald Page	2009	Associated	18 / 302.73	16.81	15.87
4	2	F1	Dave Skelton	2009	Associated	18 / 304.78	16.93	16.06
5	6	F2	Shaun Alvis	2009	Calandra	13 / 299.47	23.03	17.64
6	5	F1	Dave Tims	2009	Associated	0 / 0.00	0.00	0.00

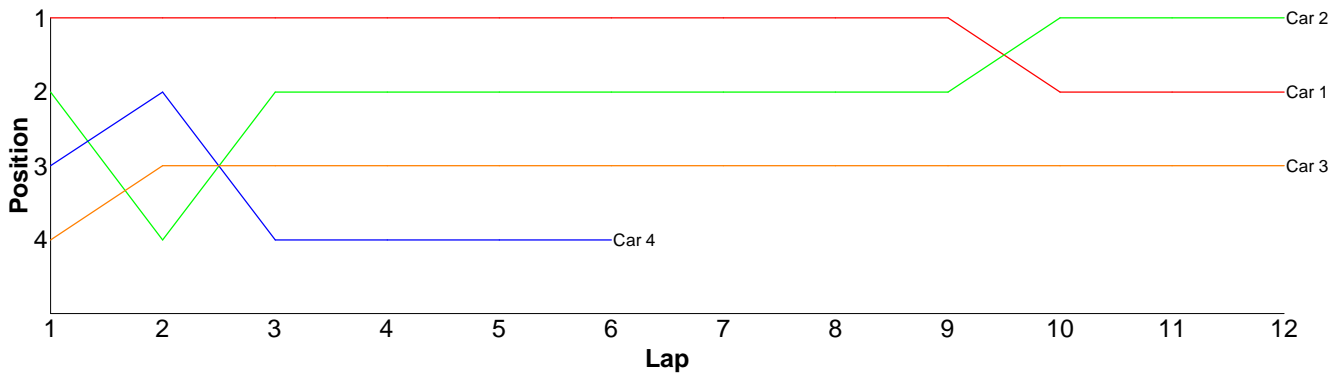
Lap	Car 1	Car 2	Car 3	Car 4	Car 5	Car 6
1	17.92	17.39	16.46	17.83		20.61
2	17.10	17.22	19.04	17.24		22.34
3	16.28	16.86	16.95	16.82		26.86
4	16.14	16.45	16.23	16.75		18.53
5	15.98	16.14	16.28	16.71		28.06
6	16.03	16.06	17.17	16.58		25.62
7	16.21	16.99	16.31	17.00		23.98
8	16.14	16.23	15.93	16.43		23.19
9	16.93	16.24	16.26	16.27		20.05
10	16.43	16.17	15.78	16.47		17.64
11	16.37	16.63	16.00	16.29		24.79
12	15.87	16.98	15.76	16.41		24.33
13	15.91	16.19	15.95	16.40		23.47
14	23.16	16.59	16.23	16.56		
15	16.76	16.31	16.09	16.84		
16	16.84	24.06	16.03	16.80		
17	16.30	16.09	16.20	16.35		
18	16.36	16.18	16.33	16.48		
19			16.12			
20						



## Heat 5 - Round 2 (Bikes 1/5th)

Pos	Car	Form	Name	Member Type	Car Make	Result	Ave	Best
1	2	F2	Scott Adderson	2009		12 / 305.03	25.41	23.97
2	1	F2	Andy Carless	2009		12 / 308.14	25.67	24.51
3	3		Richard Blissett	V09		12 / 329.80	27.48	24.50
4	4		Kris Wheeler	V09		6 / 205.34	34.22	26.40

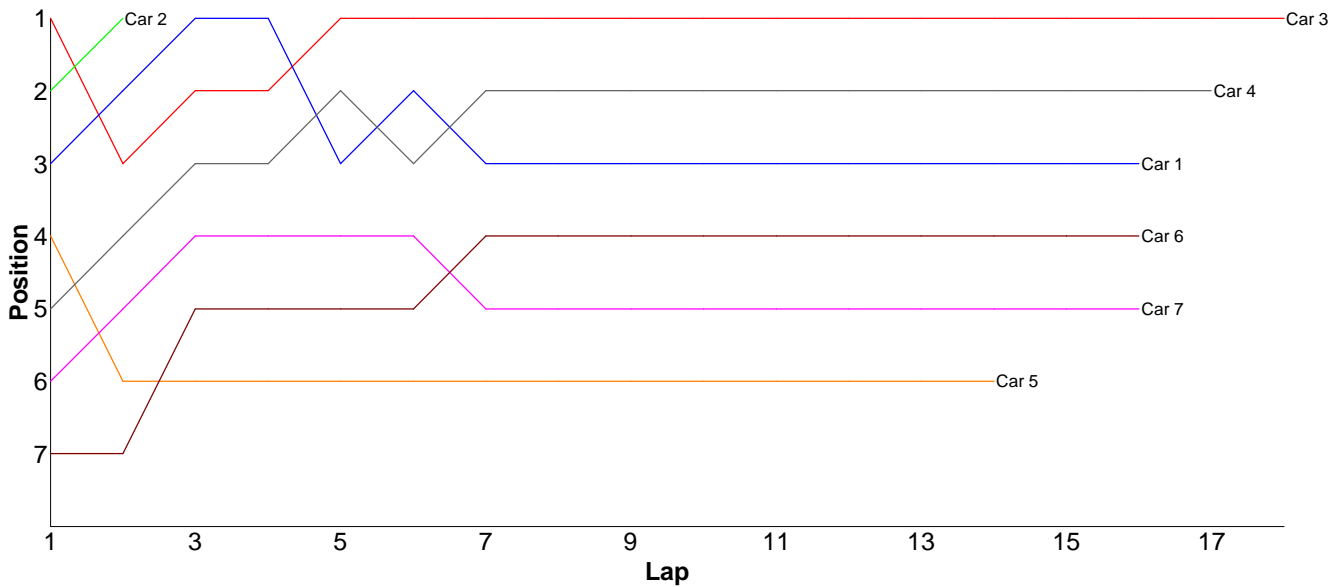
Lap	Car 1	Car 2	Car 3	Car 4
1	24.69	26.08	28.14	26.40
2	24.65	28.51	26.32	27.15
3	24.51	24.43	27.35	64.79
4	29.49	25.68	37.28	29.78
5	25.47	26.83	25.34	27.52
6	24.77	24.69	25.38	29.70
7	25.31	24.45	24.50	
8	25.87	25.53	26.09	
9	25.82	25.62	25.50	
10	27.26	23.97	25.14	
11	25.38	24.67	25.86	
12	24.92	24.57	32.90	
13				



## Heat 6 - Round 2 (13.5 / 23T)

Pos	Car	Form	Name	Member Type	Car Make	Result	Ave	Best
1	3	F2	Jose Jimenez	2009	Hot Bodies	18 / 322.23	17.90	17.03
2	4	F2	Andy Lewis	2009	Hot Bodies	17 / 314.06	18.47	16.97
3	1	F2	Andrew Mills	2009	Xray	16 / 301.10	18.81	16.99
4	6	F2	Terry Dickinson	2009	Yokomo	16 / 312.51	19.53	18.95
5	7		Spencer Stokoe	V09	Team Magic	16 / 315.66	19.72	18.32
6	5	F2	Mike Vorley	2009	Schumacher	14 / 305.67	21.83	18.60
7	2	F2	Scott Stokes	2009	Xray	2 / 35.29	17.64	17.07

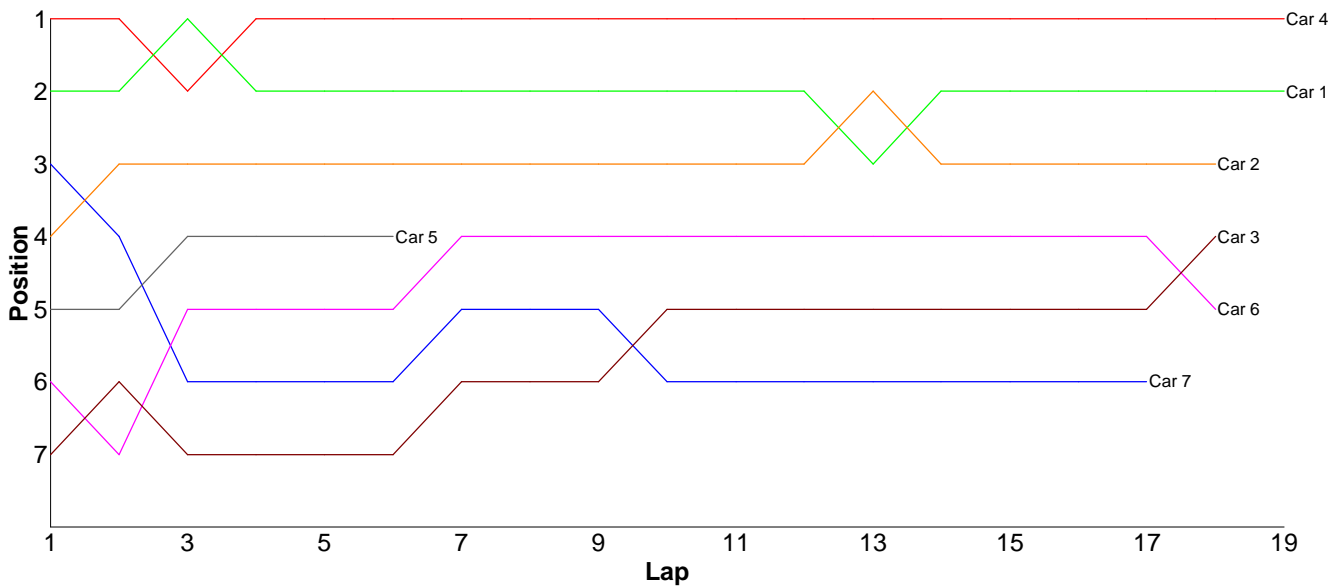
Lap	Car 1	Car 2	Car 3	Car 4	Car 5	Car 6	Car 7
1	18.54	18.22	18.09	18.89	18.70	20.57	19.51
2	17.56	17.07	18.32	19.44	22.10	20.76	20.37
3	17.26		17.58	19.69	23.44	19.91	18.53
4	17.25		17.35	18.25	20.77	19.25	21.51
5	24.41		17.16	18.49	24.45	19.42	19.68
6	16.99		18.73	17.27	23.43	19.99	19.22
7	17.57		17.68	17.44	19.80	19.52	24.26
8	19.10		17.03	18.15	21.66	19.08	19.22
9	26.19		17.16	22.27	19.71	19.40	18.32
10	17.26		17.93	17.56	18.82	19.23	18.56
11	17.09		17.26	17.69	31.34	19.31	18.85
12	17.04		17.11	17.71	18.60	19.21	19.00
13	17.88		17.54	17.93	23.42	19.25	19.57
14	18.20		17.64	16.97	19.43	19.34	18.58
15	21.19		17.42	17.74		18.95	18.67
16	17.57		17.55	20.99		19.32	21.81
17			17.50	17.58			
18			23.18				
19							



# Heat 7 - Round 2 (13.5 / 23T)

Pos	Car	Form	Name	Member Type	Car Make	Result	Ave	Best
1	4		Kevin Sturt	V09	Team Magic	19 / 309.66	16.29	15.93
2	1	F1	Kevin Bissell	2009	Xray	19 / 311.12	16.37	16.02
3	2	F2	Adrian Morrish	2009	Schumacher	18 / 301.59	16.75	16.01
4	3	F1	Ian Cairns	2009	Schumacher	18 / 311.53	17.30	16.21
5	6	F2	Craig Murrell (J)	2009	Schumacher	18 / 315.66	17.53	16.22
6	7	F2	Robin Francis	2009	Hot Bodies	17 / 311.93	18.34	16.41
7	5	F2	Kieran Stokes (J)	2009	Xray	6 / 101.79	16.96	16.41

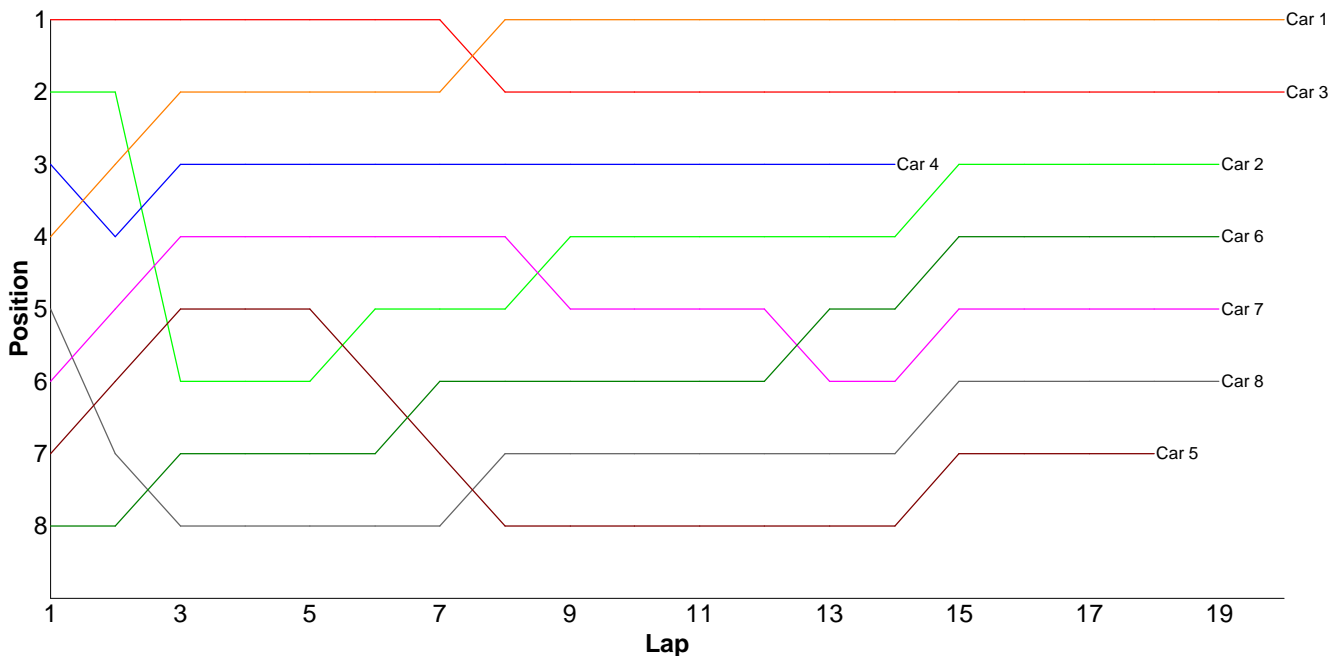
Lap	Car 1	Car 2	Car 3	Car 4	Car 5	Car 6	Car 7
1	16.44	16.62	21.42	16.34	17.47	21.31	16.50
2	16.14	16.42	16.59	16.17	16.41	17.00	16.59
3	16.02	16.58	18.26	16.35	16.65	16.54	22.17
4	16.40	16.76	20.28	15.93	16.67	16.75	17.57
5	16.31	16.08	16.33	15.97	17.12	16.85	16.59
6	16.40	16.20	17.67	16.25	17.47	17.17	18.07
7	16.47	16.09	16.88	16.69		16.26	16.41
8	16.20	16.31	16.44	16.09		16.54	16.52
9	16.10	16.09	16.21	16.38		16.50	17.98
10	16.43	16.19	16.28	16.55		17.52	18.17
11	16.22	16.36	16.60	16.01		18.42	17.16
12	16.65	16.59	16.55	16.73		16.22	18.89
13	16.78	16.26	16.78	16.46		17.61	27.26
14	16.81	24.35	16.34	16.70		16.86	16.91
15	16.42	16.28	17.04	15.95		17.25	16.80
16	16.21	16.18	16.85	16.11		16.41	16.57
17	16.20	16.01	16.94	16.45		17.31	21.77
18	16.46	16.22	18.07	16.35		23.14	
19	16.46			16.18			
20							



## Heat 8 - Round 2 (13.5 / 23T)

Pos	Car	Form	Name	Member Type	Car Make	Result	Ave	Best
1	1	F2	Ben Cane	2009	Schumacher	20 / 305.45	15.27	14.86
2	3	F1	Kieran Clift (J)	2009	Schumacher	20 / 311.36	15.56	15.32
3	2	F1	Scott Hauser	2009	Schumacher	19 / 302.73	15.93	15.17
4	6	F1	Anthony Pedder	2009	Schumacher	19 / 303.85	15.99	15.52
5	7	F2	James Davis	2009	Tamiya	19 / 305.37	16.07	15.48
6	8		Dain Gayler	V09	Schumacher	19 / 308.49	16.23	15.75
7	5	F1	Dominic Skinner	2009	Tamiya	18 / 311.95	17.33	16.04
8	4	F1	David Clift	2009		14 / 221.65	15.83	15.29

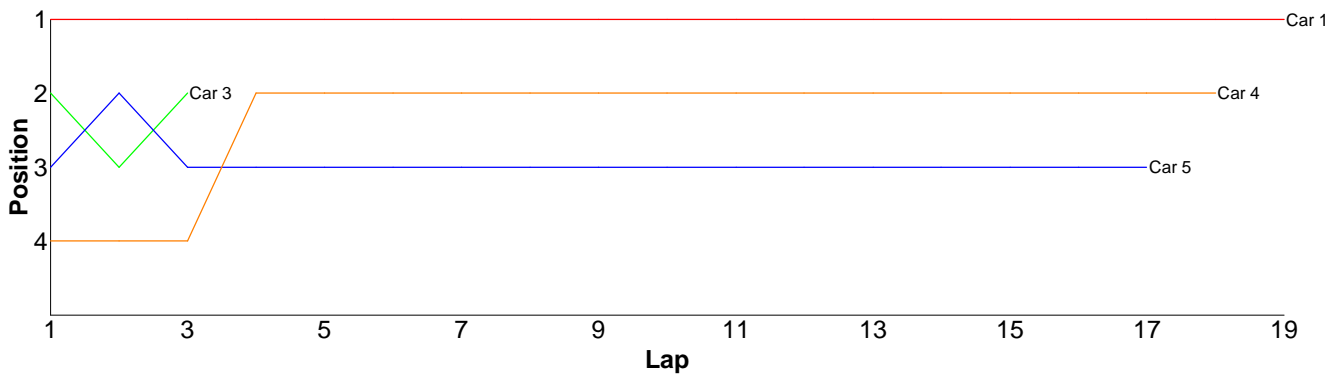
Lap	Car 1	Car 2	Car 3	Car 4	Car 5	Car 6	Car 7	Car 8
1	16.40	15.66	15.32	16.12	16.61	20.57	16.48	16.40
2	15.42	15.36	15.69	15.92	16.04	15.95	15.82	18.45
3	15.73	19.19	15.60	15.95	16.09	15.58	15.73	17.55
4	15.15	16.41	15.32	15.43	16.07	15.87	16.49	16.55
5	15.36	16.08	15.35	15.29	17.54	15.57	16.67	15.98
6	15.13	15.84	15.53	16.58	16.76	15.94	16.13	16.03
7	15.28	15.17	15.62	15.51	17.27	15.71	15.70	15.92
8	15.14	15.40	15.49	15.90	17.43	15.69	15.48	16.30
9	15.25	15.22	15.49	15.93	16.98	15.57	15.97	15.75
10	14.86	15.36	15.44	15.87	16.46	15.52	15.85	15.90
11	15.11	15.35	15.59	15.92	16.28	15.68	16.50	15.89
12	15.25	15.56	15.71	15.86	19.60	15.61	16.41	15.85
13	15.08	15.85	15.72	15.69	17.59	15.58	16.83	16.04
14	15.20	15.60	15.51	15.68	19.28	15.69	15.70	15.92
15	15.15	15.46	15.55		17.91	15.76	16.03	15.98
16	15.21	15.68	15.56		16.66	15.63	15.90	15.82
17	15.18	15.70	15.75		20.43	15.74	16.04	15.97
18	15.12	17.62	15.49		16.95	16.50	15.82	15.90
19	15.28	16.22	15.87			15.69	15.82	16.29
20	15.15		15.76					
21								



## Heat 9 - Round 2 (10.5 / 19T)

Pos	Car	Form	Name	Member Type	Car Make	Result	Ave	Best
1	1	F1	Brian Killick	2009	Xray	19 / 302.12	15.90	15.09
2	4	F2	Stephen Mills	2009	Schumacher	18 / 306.05	17.00	15.98
3	5		Chris Slevin	2009	Xray	17 / 319.79	18.81	17.11
4	3	F2	Ian Austen	2009	Schumacher	3 / 55.03	18.34	17.11
5	2	F2	Neil Talbot	2009	Xray	0 / 0.00	0.00	0.00

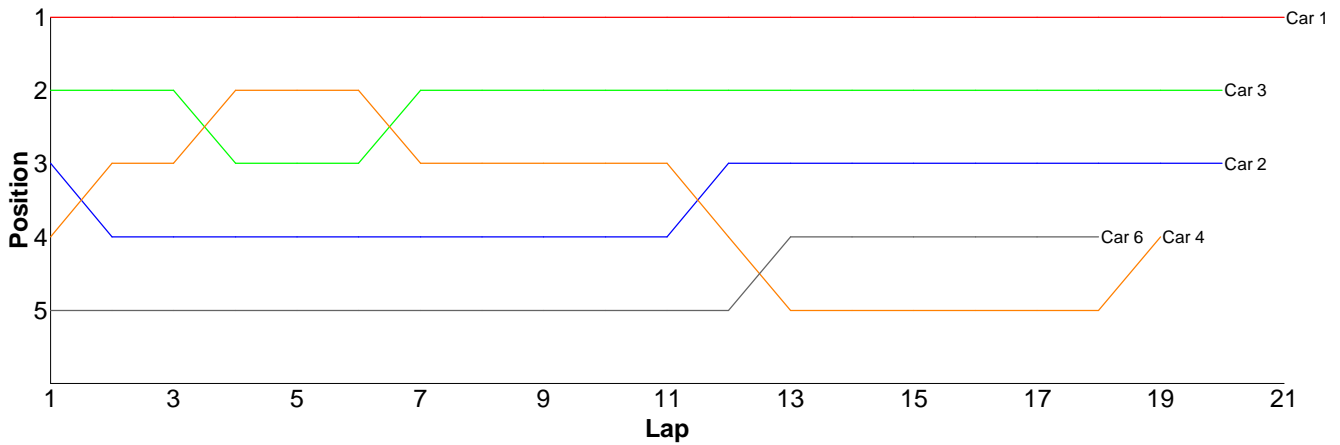
Lap	Car 1	Car 2	Car 3	Car 4	Car 5
1	15.40		19.01	20.86	19.37
2	16.21		18.91	17.21	17.46
3	15.25		17.11	17.62	18.61
4	15.30			16.76	18.26
5	15.37			15.99	17.11
6	15.46			15.98	17.53
7	15.11			17.41	17.74
8	15.61			16.20	18.17
9	15.41			16.33	17.62
10	15.09			17.57	18.51
11	15.13			16.99	27.57
12	17.16			16.89	19.04
13	21.85			17.12	17.94
14	15.65			16.20	17.46
15	15.67			16.42	18.67
16	15.57			16.41	17.78
17	15.69			16.77	20.95
18	15.57			17.32	
19	15.62				
20					



# Heat 10 - Round 2 (10.5 / 19T)

Pos	Car	Form	Name	Member Type	Car Make	Result	Ave	Best
1	1	F1	Ori Sohachevsky	2009	Schumacher	21 / 308.72	14.70	14.42
2	3	F1	John Zottl	2009	Xray	20 / 303.42	15.17	14.89
3	2	F1	Jamie Vassallo	2009	Schumacher	20 / 308.96	15.44	14.97
4	4	F1	Nick Adams	2009	Schumacher	19 / 300.94	15.83	14.63
5	6	F2	David Johnson	2009	Schumacher	18 / 285.05	15.83	15.17

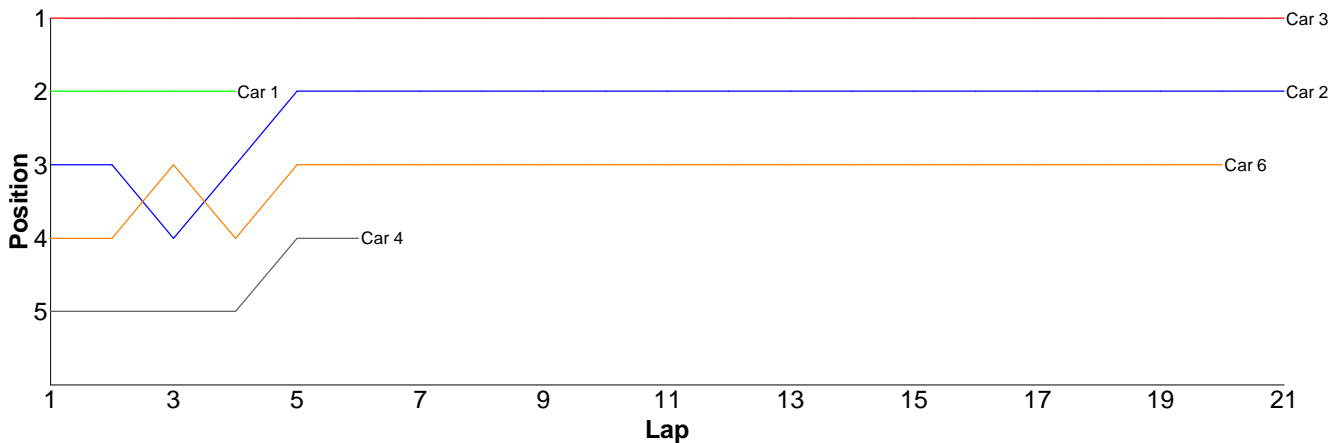
Lap	Car 1	Car 2	Car 3	Car 4	Car 5	Car 6
1	14.49	15.22	15.06	15.35		16.39
2	14.97	15.32	14.89	14.63		15.33
3	14.72	14.98	14.96	14.96		15.94
4	14.46	15.16	15.09	14.99		15.60
5	14.70	15.36	15.07	14.67		15.68
6	14.51	15.13	15.01	15.47		15.61
7	14.59	15.67	14.93	15.22		15.17
8	14.74	14.97	15.05	15.39		15.19
9	14.78	15.16	15.17	15.24		15.47
10	14.63	15.15	15.18	14.90		15.67
11	14.86	15.09	15.13	15.87		16.53
12	14.42	15.12	15.21	15.73		16.15
13	14.67	15.28	15.25	23.85		15.34
14	14.82	15.40	15.38	17.93		15.37
15	14.69	15.27	15.19	15.31		15.43
16	14.69	15.33	15.41	15.15		18.32
17	14.76	15.22	15.28	15.15		16.23
18	14.59	15.31	15.24	15.25		15.63
19	14.75	15.44	15.32	15.88		
20	14.87	19.38	15.60			
21	15.01					
22						



## Heat 11 - Round 2 (Modified)

Pos	Car	Form	Name	Member Type	Car Make	Result	Ave	Best
1	3		Jay Westwood	2009	Schumacher	21 / 303.10	14.43	13.94
2	2		Matthew Quinlisk	2009	Schumacher	21 / 310.19	14.77	14.50
3	6		Tony Foster	2009	Xray	20 / 309.04	15.45	14.73
4	4		Marcus Askell	V09	Team Magic	6 / 100.79	16.79	15.30
5	1	F1	Glen Westwood	2009	Xray	4 / 56.98	14.24	13.96
6	5		Darren Potter	V09	Team Magic	0 / 0.00	0.00	0.00

Lap	Car 1	Car 2	Car 3	Car 4	Car 5	Car 6
1	13.96	14.94	13.94	15.88		15.39
2	14.54	14.72	14.13	19.42		14.73
3	14.32	15.94	14.07	16.09		15.22
4	14.16	14.73	14.25	15.30		16.01
5		14.78	14.37	17.47		15.84
6		14.53	14.23	16.63		15.26
7		14.72	14.58			15.08
8		14.61	14.34			15.59
9		14.82	14.29			15.35
10		14.59	14.36			15.36
11		14.91	14.46			15.08
12		14.50	14.56			15.64
13		14.72	14.62			15.46
14		14.86	14.45			15.15
15		14.62	14.51			15.49
16		14.77	14.49			15.31
17		14.54	14.62			15.53
18		14.52	14.56			16.95
19		14.98	14.56			15.30
20		14.75	14.49			15.30
21		14.64	15.22			
22						

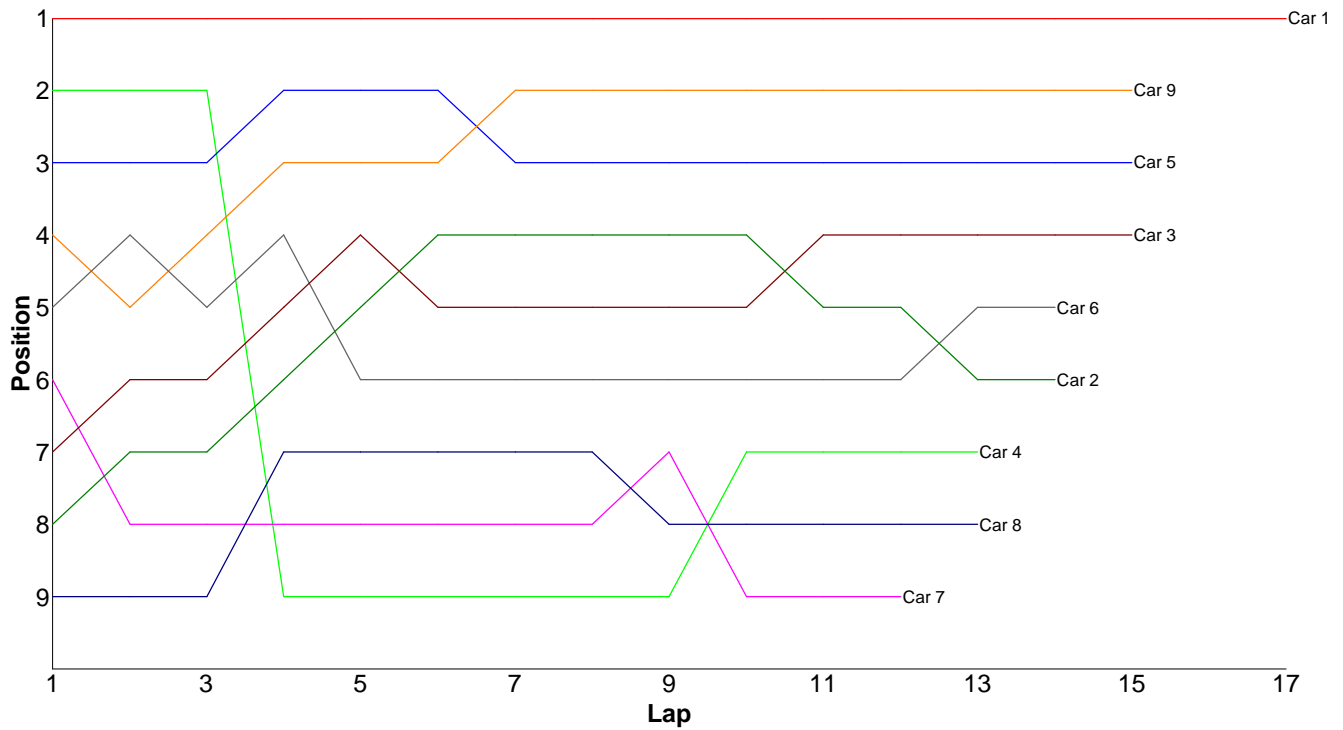


## Heat 1 - Round 3 (17.5 / 27T)

Pos	Car	Form	Name	Member Type	Car Make	Result	Ave	Best
1	1		Gerald Page	2009	Tamiya	17 / 306.02	18.00	17.25
2	9		Daniel Dowling	V09	Associated	15 / 304.45	20.29	19.52
3	5	F2	Bradley Killick (J)	2009	Xray	15 / 311.23	20.74	20.05
4	3	F2	Nicholas Mugridge	2009	Schumacher	15 / 313.81	20.92	19.77
5	6	F2	David Chieng	2009	Tamiya	14 / 305.69	21.83	19.67
6	2		Paul Taylor	2009	Schumacher	14 / 315.26	22.51	19.39
7	4	F1	Jack Warren (J)	2009	Xray	13 / 301.96	23.22	18.73

8	8	F2	Jason Elliot	V09	Associated	13 / 317.48	24.42	21.89
9	7	F2	Matthew Mills(J)	2009	Xray	12 / 299.91	24.99	20.77

Lap	Car 1	Car 2	Car 3	Car 4	Car 5	Car 6	Car 7	Car 8	Car 9
1	18.11	23.69	21.87	18.73	20.05	21.36	21.47	25.19	21.18
2	17.67	22.93	21.19	19.65	20.44	20.40	25.37	27.80	20.99
3	17.82	19.61	21.91	19.21	20.27	21.72	24.01	21.89	20.30
4	17.82	22.46	23.08	60.93	20.87	20.93	26.66	22.62	20.95
5	18.36	20.00	20.41	19.30	20.92	27.25	27.86	24.53	20.46
6	17.53	19.71	21.46	19.30	22.07	19.67	23.09	23.84	20.74
7	18.46	21.24	19.77	24.19	21.17	20.53	24.96	23.12	20.49
8	18.09	20.56	20.82	19.72	20.08	20.46	21.65	24.02	19.95
9	17.84	19.94	20.35	19.81	21.99	23.79	20.77	24.07	19.61
10	17.25	19.39	20.06	19.79	20.10	20.27	37.92	23.94	19.60
11	17.92	27.00	21.35	21.35	20.43	23.34	22.75	24.05	19.52
12	17.45	22.79	20.77	19.89	20.71	20.28	23.40	24.74	20.54
13	17.63	26.72	19.92	20.09	20.53	19.90		27.67	20.46
14	19.12	29.22	20.09		20.05	25.79			19.98
15	19.15		20.76		21.55				19.68
16	18.22								
17	17.58								
18									

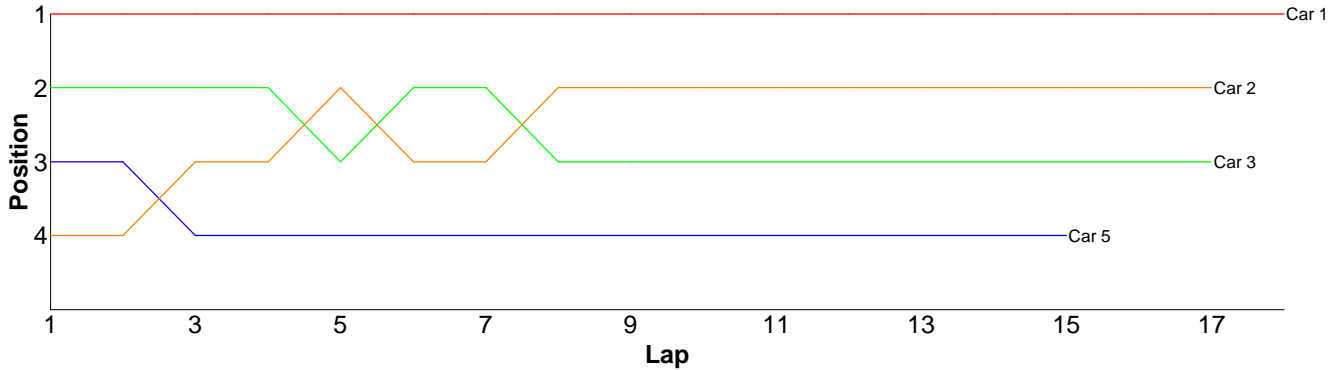


## Heat 2 - Round 3 (<GT3 / GTP>)

Pos	Car	Form	Name	Class	Member Type	Car Make	Result	Ave	Best
1	1	F3	Jon Wilkins	GT3	2009	Associated	18 / 310.20	17.23	16.59
2	2	F4	Scott Adderson	GT3	2009	HPI	17 / 304.05	17.88	17.08
3	3	F4	Matt Tims	GT3	2009	Tamiya	17 / 310.57	18.26	16.99
4	5		Neil Talbot	GTP	2009	Calandra	15 / 308.68	20.57	16.92
5	4	F4	Scott Stokes	GT3	2009	Tamiya	0 / 0.00	0.00	0.00

Lap	Car 1	Car 2	Car 3	Car 4	Car 5
-----	-------	-------	-------	-------	-------

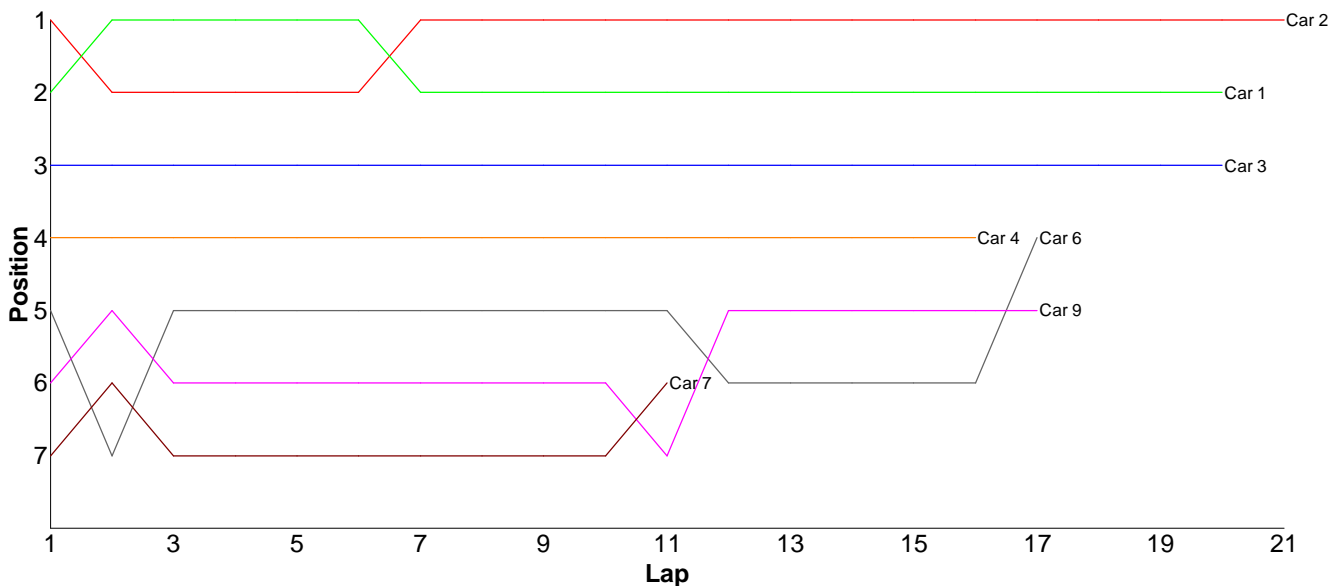
1	17.29	19.07	17.53		18.25
2	17.00	17.48	17.03		17.51
3	17.00	17.08	17.39		18.04
4	17.45	17.09	17.75		19.89
5	17.73	17.13	18.43		22.92
6	16.59	17.71	16.99		18.13
7	16.83	17.48	17.23		23.55
8	17.07	17.79	26.54		17.31
9	17.19	17.65	17.06		24.62
10	16.98	18.94	17.12		16.92
11	16.92	17.30	17.01		18.54
12	17.04	17.72	17.47		25.76
13	17.22	18.70	17.65		21.39
14	18.32	18.13	18.10		24.70
15	17.54	17.60	17.18		21.15
16	17.40	18.04	17.09		
17	16.95	19.14	23.00		
18	17.68				
19					



### Heat 3 - Round 3 (IC 1/10th)

Pos	Car	Form	Name	Member Type	Car Make	Result	Ave	Best
1	2	F1	David Forsythe	2009	Xray	21 / 313.85	14.94	14.52
2	1	F1	Adrian Poole	2009	Team Magic	20 / 304.68	15.23	14.43
3	3	F2	Phillip Pullen	2009	Team Magic	20 / 307.99	15.39	14.81
4	6	F2	Stephen Mills	2009	Xray	17 / 313.77	18.45	16.08
5	9		Nuri Faks	V09	Team Magic	17 / 315.07	18.53	15.80
6	4	F2	Colin Taggart	2009	Xray	16 / 255.53	15.97	15.41
7	7	F2	Nitin Katiyar	2009	Team Magic	11 / 199.39	18.12	16.23
=8	5		Mark Brown	2009	Team Magic	0 / 0.00	0.00	0.00
=8	8		Derek Brown	2009	Serpent	0 / 0.00	0.00	0.00

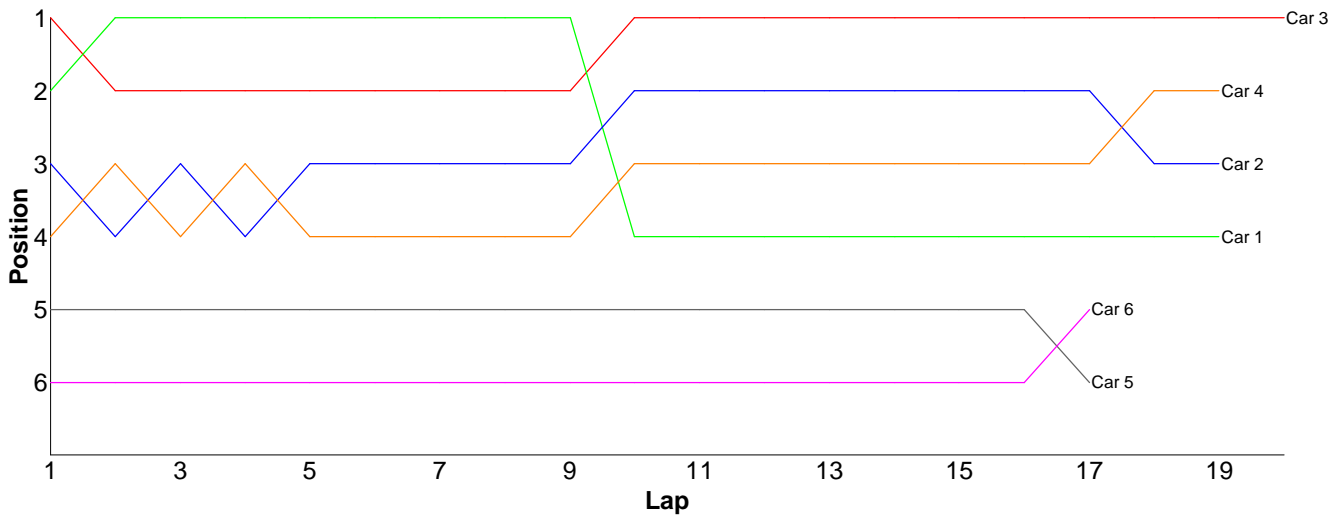
Lap	Car 1	Car 2	Car 3	Car 4	Car 5	Car 6	Car 7	Car 8	Car 9
1	15.57	15.16	15.74	16.50		16.54	17.63		16.95
2	15.19	15.73	16.54	15.95		20.78	18.17		18.07
3	14.96	15.45	15.62	16.31		16.35	19.58		18.91
4	14.81	15.01	15.11	15.85		17.54	18.57		17.41
5	15.05	14.60	15.43	15.52		16.92	18.01		17.53
6	14.93	14.76	16.24	15.58		16.81	23.83		16.48
7	15.03	14.68	15.52	15.41		16.91	16.55		17.21
8	15.23	15.03	15.29	15.55		16.08	16.69		18.02
9	16.26	15.28	15.55	15.58		19.17	17.38		17.55
10	15.96	14.70	14.81	16.45		16.66	16.75		16.39
11	15.11	14.86	15.12	15.98		18.49	16.23		34.63
12	14.94	14.52	15.15	16.08		34.25			17.26
13	16.77	16.27	14.93	16.19		20.05			17.00
14	15.29	14.95	15.72	16.03		16.98			16.31
15	15.10	14.68	15.27	16.00		17.04			15.80
16	15.13	14.75	15.50	16.55		16.39			17.96
17	14.43	14.73	15.04			16.81			21.59
18	14.92	14.71	14.94						
19	15.08	14.68	15.03						
20	14.92	14.61	15.44						
21		14.69							
22									



# Heat 4 - Round 3 (GT2)

Pos	Car	Form	Name	Member Type	Car Make	Result	Ave	Best
1	3	F1	Nigel Moss	2009	Calandra	20 / 311.62	15.58	15.32
2	4	F1	Rob Warren	2009	Associated	19 / 304.93	16.04	15.73
3	2	F1	Dave Skelton	2009	Associated	19 / 305.83	16.09	15.65
4	1	F1	Gerald Page	2009	Associated	19 / 311.37	16.38	15.17
5	6	F2	Shaun Alvis	2009	Calandra	17 / 319.48	18.79	17.17
6	5	F1	Dave Tims	2009	Associated	17 / 320.76	18.86	16.56

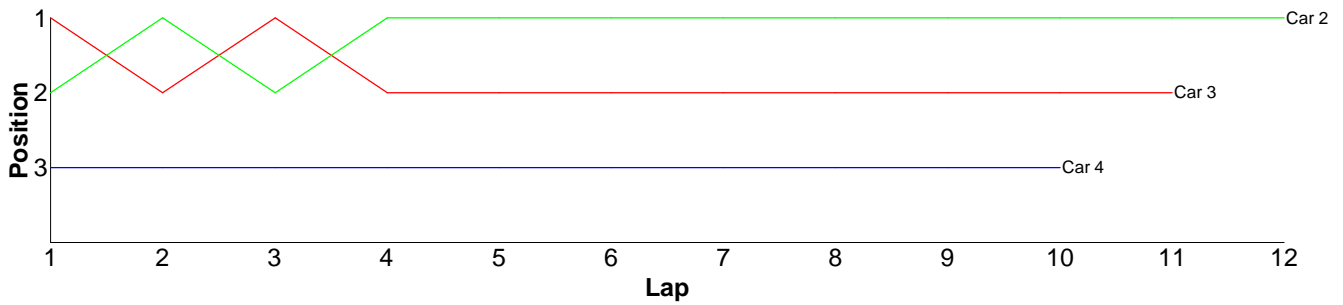
Lap	Car 1	Car 2	Car 3	Car 4	Car 5	Car 6
1	16.03	16.21	15.72	16.29	17.12	18.21
2	15.34	16.63	16.67	16.27	16.56	17.35
3	15.71	16.04	15.52	16.45	17.61	18.30
4	15.30	16.07	15.47	15.90	17.58	17.65
5	15.52	15.91	15.43	16.08	18.90	18.54
6	15.17	15.65	15.41	16.10	18.26	17.46
7	15.34	16.11	15.66	15.97	17.04	18.97
8	15.27	16.01	15.35	16.44	17.86	17.45
9	15.47	15.83	15.60	16.03	17.05	22.66
10	26.64	15.86	15.48	16.06	18.48	17.74
11	15.71	15.80	15.66	15.98	20.72	17.55
12	15.79	15.94	15.64	15.76	20.53	17.95
13	15.64	15.90	15.63	15.73	17.31	18.45
14	20.33	16.06	15.37	15.84	17.01	17.17
15	15.77	16.11	15.32	15.88	16.89	20.70
16	15.50	16.66	15.49	16.22	23.92	21.67
17	15.57	15.67	15.57	15.91	27.92	21.66
18	15.62	16.94	15.38	16.03		
19	15.65	16.43	15.65	15.99		
20			15.60			
21						



## Heat 5 - Round 3 (Bikes 1/5th)

Pos	Car	Form	Name	Member Type	Car Make	Result	Ave	Best
1	2	F2	Scott Adderson	2009		12 / 307.73	25.64	24.41
2	3		Richard Blissett	V09		11 / 315.29	28.66	24.03
3	4		Kris Wheeler	V09		10 / 314.45	31.44	25.26
4	1	F2	Andy Carless	2009		0 / 0.00	0.00	0.00

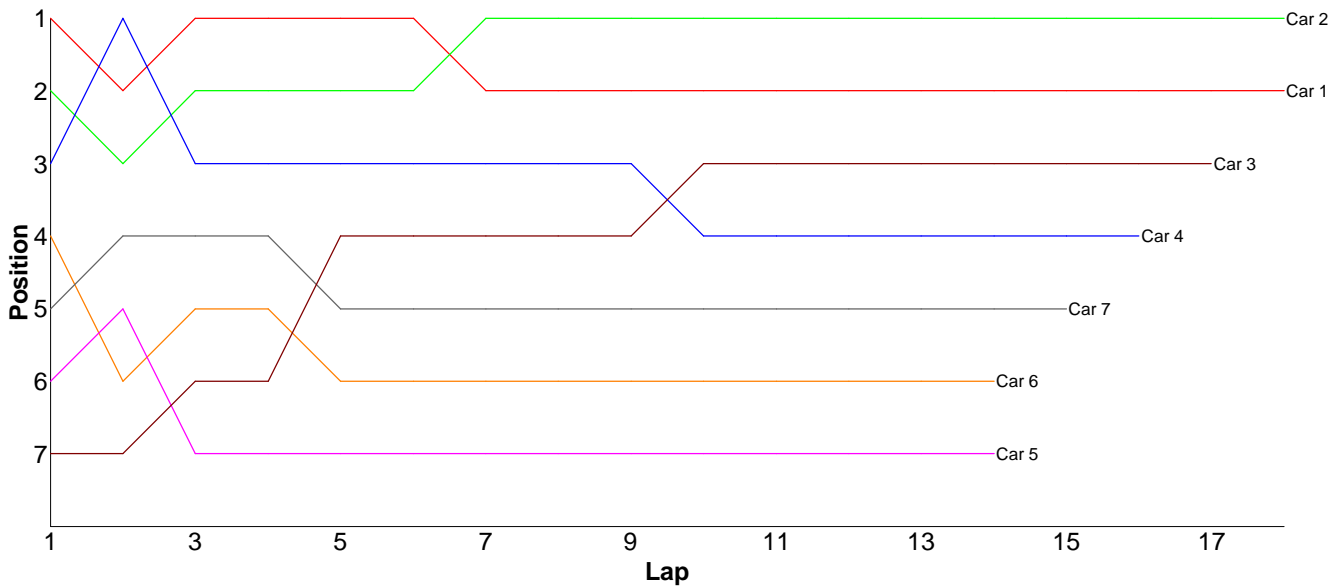
Lap	Car 1	Car 2	Car 3	Car 4
1		28.76	25.84	35.28
2		25.26	28.27	28.12
3		26.33	25.93	43.28
4		24.41	32.43	25.80
5		25.24	24.03	37.15
6		27.08	24.06	33.69
7		24.73	29.47	32.93
8		25.27	33.07	26.73
9		25.05	27.62	26.21
10		25.44	39.37	25.26
11		24.75	25.20	
12		25.41		
13				



# Heat 6 - Round 3 (13.5 / 23T)

Pos	Car	Form	Name	Member Type	Car Make	Result	Ave	Best
1	2	F2	Scott Stokes	2009	Xray	18 / 314.87	17.49	16.79
2	1	F2	Andrew Mills	2009	Xray	18 / 315.18	17.51	16.77
3	3	F2	Jose Jimenez	2009	Hot Bodies	17 / 307.69	18.09	16.73
4	4	F2	Andy Lewis	2009	Hot Bodies	16 / 310.72	19.42	17.12
5	7		Spencer Stokoe	V09	Team Magic	15 / 300.56	20.03	18.10
6	6	F2	Terry Dickinson	2009	Yokomo	14 / 302.84	21.63	18.49
7	5	F2	Mike Vorley	2009	Schumacher	14 / 311.10	22.22	17.29

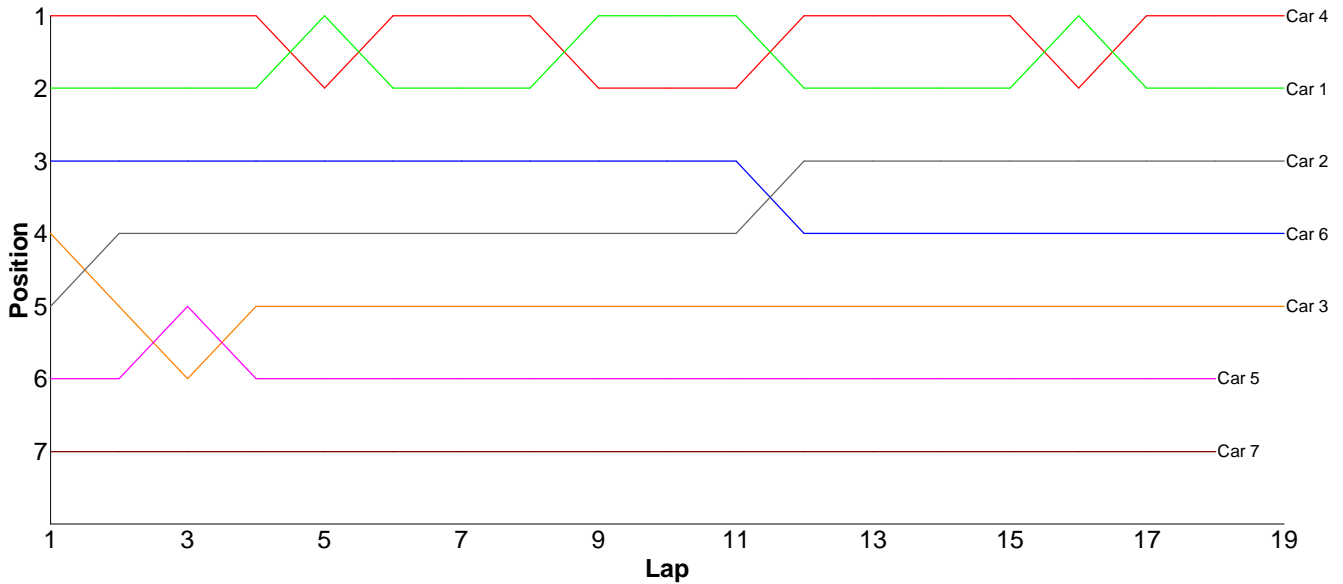
Lap	Car 1	Car 2	Car 3	Car 4	Car 5	Car 6	Car 7
1	17.48	18.09	23.54	18.35	22.78	19.60	20.89
2	18.71	18.44	22.57	17.12	18.68	24.04	19.83
3	17.04	17.78	17.88	21.89	31.11	18.85	18.22
4	17.08	17.21	17.59	20.99	32.41	18.83	22.25
5	17.23	17.43	17.29	17.40	27.81	20.13	19.02
6	17.46	16.89	17.87	17.12	20.73	21.47	18.65
7	18.40	17.19	17.33	20.17	19.22	34.32	18.58
8	16.77	17.04	17.46	18.30	17.29	24.04	29.85
9	19.32	17.23	17.19	17.12	18.64	20.14	18.81
10	17.76	17.08	17.47	18.04	21.78	22.18	18.10
11	16.91	16.79	17.03	17.97	23.54	18.49	19.00
12	17.26	17.00	17.24	31.73	17.47	19.33	18.65
13	17.63	17.85	17.55	20.28	18.11	20.41	18.79
14	16.98	17.18	18.57	17.79	21.53	21.01	19.70
15	17.32	17.48	16.73	18.48			20.22
16	17.40	17.88	17.14	17.97			
17	17.25	17.54	17.24				
18	17.18	18.77					
19							



# Heat 7 - Round 3 (13.5 / 23T)

Pos	Car	Form	Name	Member Type	Car Make	Result	Ave	Best
1	4		Kevin Sturt	V09	Team Magic	19 / 304.22	16.01	15.52
2	1	F1	Kevin Bissell	2009	Xray	19 / 304.58	16.03	15.72
3	2	F2	Adrian Morrish	2009	Schumacher	19 / 309.03	16.26	15.92
4	6	F2	Craig Murrell (J)	2009	Schumacher	19 / 314.69	16.56	16.06
5	3	F1	Ian Cairns	2009	Schumacher	19 / 316.85	16.67	16.12
6	5	F2	Kieran Stokes (J)	2009	Xray	18 / 303.88	16.88	16.18
7	7	F2	Robin Francis	2009	Hot Bodies	18 / 314.85	17.49	16.19

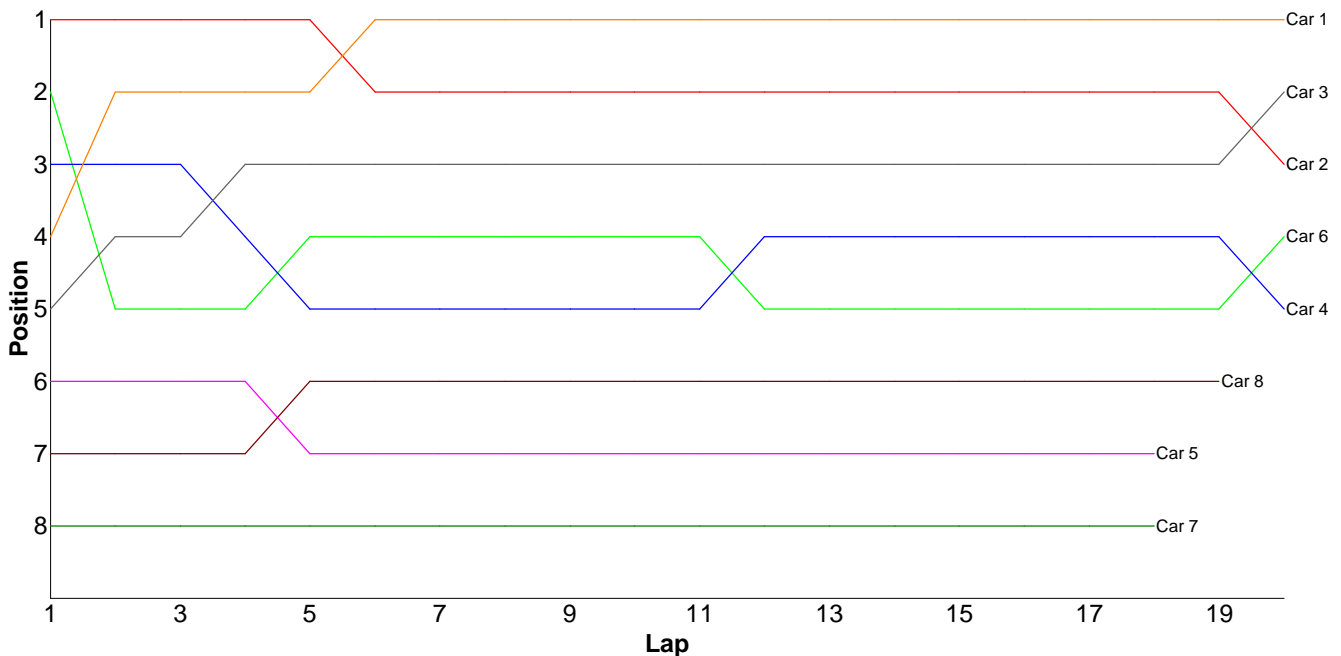
Lap	Car 1	Car 2	Car 3	Car 4	Car 5	Car 6	Car 7
1	15.94	17.39	17.07	15.82	18.13	16.75	18.49
2	15.77	16.42	17.26	15.52	16.21	16.20	16.19
3	15.98	15.92	16.28	15.97	16.24	16.06	16.20
4	15.76	16.20	16.30	16.02	16.52	16.23	18.17
5	15.78	16.19	16.12	16.14	16.82	16.34	18.66
6	16.00	16.29	16.30	15.55	16.71	16.36	16.66
7	15.98	16.03	16.22	15.64	16.23	16.27	18.30
8	15.80	16.25	16.34	16.21	16.49	16.19	17.06
9	15.72	16.27	16.20	16.02	16.40	16.31	16.44
10	16.07	16.16	16.36	16.25	16.30	16.07	16.55
11	16.00	16.17	16.77	16.38	16.71	16.30	17.93
12	17.35	16.20	16.47	16.09	16.18	16.60	16.71
13	15.84	16.00	16.14	15.86	16.24	16.93	18.11
14	15.93	16.79	18.76	16.00	19.28	16.80	17.08
15	16.16	16.31	16.51	16.46	16.92	16.79	16.59
16	16.08	16.08	16.79	16.27	19.59	17.17	17.06
17	16.08	15.99	16.21	16.00	16.48	16.89	21.30
18	16.03	16.11	16.86	15.93	16.43	17.37	17.35
19	16.31	16.26	17.89	16.09		17.06	
20							



# Heat 8 - Round 3 (13.5 / 23T)

Pos	Car	Form	Name	Member Type	Car Make	Result	Ave	Best
1	1	F2	Ben Cane	2009	Schumacher	20 / 304.89	15.24	15.02
2	3	F1	Kieran Clift (J)	2009	Schumacher	20 / 309.99	15.49	15.01
3	2	F1	Scott Hauser	2009	Schumacher	20 / 310.54	15.52	15.12
4	6	F1	Anthony Pedder	2009	Schumacher	20 / 314.46	15.72	15.13
5	4	F1	David Clift	2009		20 / 314.59	15.72	15.28
6	8		Dain Gayler	V09	Schumacher	19 / 307.39	16.17	15.64
7	5	F1	Dominic Skinner	2009	Tamiya	18 / 301.34	16.74	15.74
8	7	F2	James Davis	2009	Tamiya	18 / 303.16	16.84	15.42

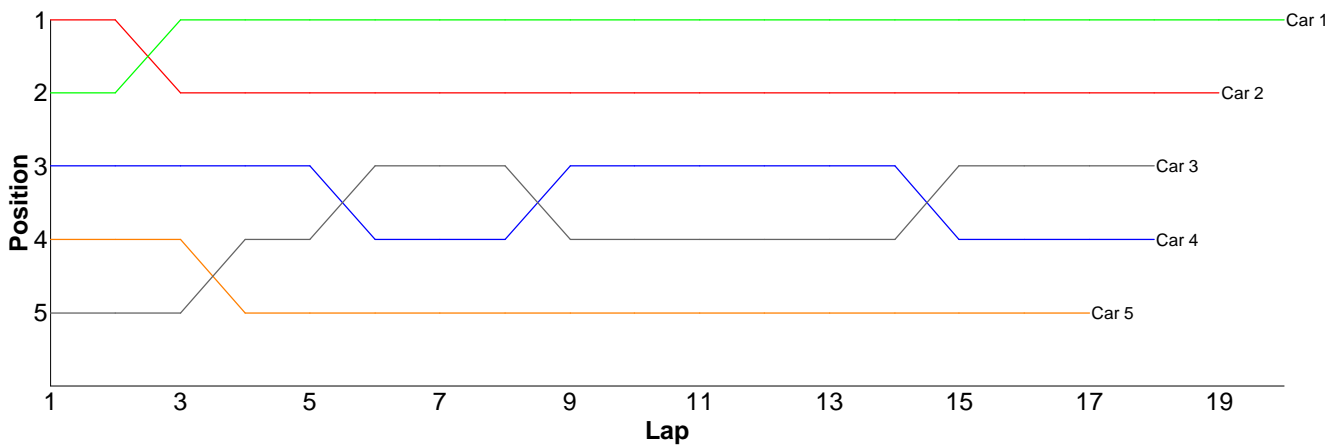
Lap	Car 1	Car 2	Car 3	Car 4	Car 5	Car 6	Car 7	Car 8
1	15.91	15.28	15.99	15.78	16.21	15.44	25.36	16.62
2	15.13	15.33	15.88	15.28	15.80	16.50	16.63	16.48
3	15.05	15.19	15.01	15.47	15.74	15.23	15.73	16.05
4	15.41	15.18	15.15	15.55	15.99	15.13	17.03	15.70
5	15.15	15.12	15.14	15.71	17.49	15.45	15.85	15.71
6	15.18	16.39	15.76	15.52	16.07	15.27	16.80	15.97
7	15.13	15.38	15.24	15.74	17.62	15.48	15.73	17.12
8	15.19	15.41	15.54	15.66	16.89	15.57	15.42	16.49
9	15.18	15.44	15.26	15.62	17.03	15.53	15.71	16.10
10	15.43	15.23	15.39	15.91	18.90	15.38	15.82	16.90
11	15.38	15.21	15.34	15.78	16.33	15.41	15.50	16.00
12	15.26	15.28	15.24	15.33	16.43	17.36	15.85	15.64
13	15.31	15.33	16.46	15.62	16.36	15.80	21.10	15.89
14	15.17	15.30	15.56	15.96	17.29	16.33	15.92	15.74
15	15.22	15.25	15.20	15.76	15.95	15.62	15.50	16.26
16	15.26	16.84	15.71	15.79	17.52	15.60	17.30	17.19
17	15.06	15.96	15.68	15.69	17.09	16.13	15.99	15.85
18	15.24	15.43	15.75	16.02	16.63	15.68	15.92	15.98
19	15.02	16.07	15.38	15.84		15.78		15.70
20	15.21	15.92	15.31	16.56		15.77		
21								



## Heat 9 - Round 3 (10.5 / 19T)

Pos	Car	Form	Name	Member Type	Car Make	Result	Ave	Best
1	1	F1	Brian Killick	2009	Xray	20 / 314.96	15.74	15.24
2	2	F2	Neil Talbot	2009	Xray	19 / 312.41	16.44	15.49
3	3	F2	Ian Austen	2009	Schumacher	18 / 301.18	16.73	15.68
4	4	F2	Stephen Mills	2009	Schumacher	18 / 316.70	17.59	15.39
5	5		Chris Slevin	2009	Xray	17 / 300.39	17.67	16.66

Lap	Car 1	Car 2	Car 3	Car 4	Car 5
1	17.03	15.98	20.04	17.69	18.28
2	15.86	16.76	17.37	16.85	18.52
3	15.51	18.04	17.13	18.59	17.02
4	15.61	15.75	16.35	17.32	17.42
5	16.79	15.99	15.68	16.06	17.66
6	15.24	15.57	16.05	17.66	16.66
7	15.39	15.90	16.17	15.88	17.44
8	15.59	20.25	17.08	16.15	17.32
9	15.27	16.44	16.30	15.88	17.10
10	15.57	15.93	16.31	15.73	17.06
11	15.50	15.72	16.76	15.79	17.81
12	15.82	15.49	16.59	16.14	17.42
13	15.42	15.84	17.23	15.39	17.14
14	15.70	15.85	16.44	15.95	21.51
15	15.48	15.82	16.34	23.30	17.07
16	15.70	15.55	16.29	19.55	17.81
17	15.62	16.94	16.71	22.92	17.15
18	15.61	18.37	16.34	19.85	
19	15.57	16.22			
20	16.68				
21					

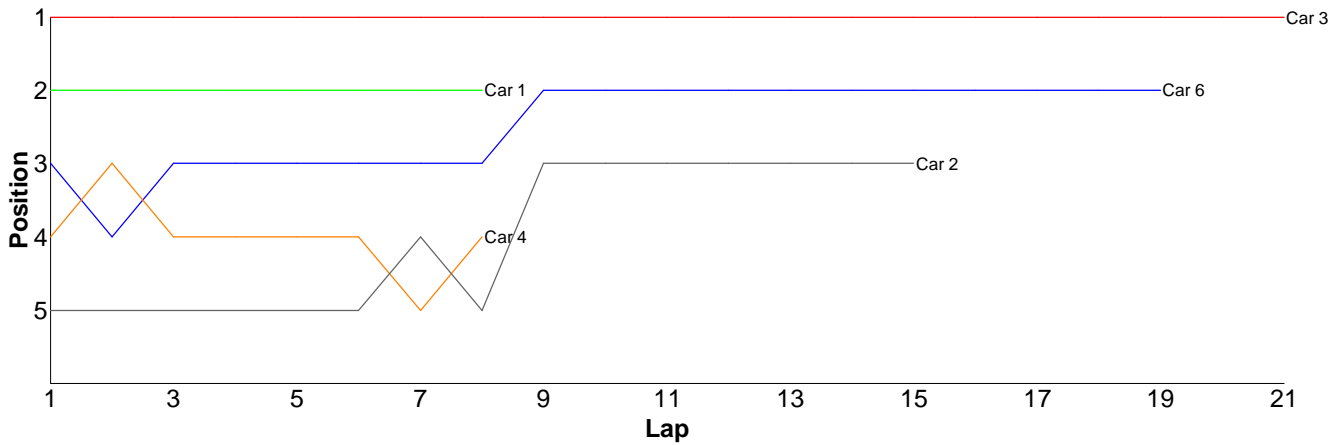


# Heat 10 - Round 3 (10.5 / 19T)

Pos	Car	Form	Name	Member Type	Car Make	Result	Ave	Best
1	3	F1	John Zottl	2009	Xray	21 / 310.60	14.79	14.40
2	6	F2	David Johnson	2009	Schumacher	19 / 307.04	16.16	14.77
3	2	F1	Jamie Vassallo	2009	Schumacher	15 / 301.32	20.08	14.89
4	1	F1	Ori Sohachevsky	2009	Schumacher	8 / 117.03	14.62	14.45
5	4	F1	Nick Adams	2009	Schumacher	8 / 135.28	16.91	14.65

Lap	Car 1	Car 2	Car 3	Car 4	Car 5	Car 6
-----	-------	-------	-------	-------	-------	-------

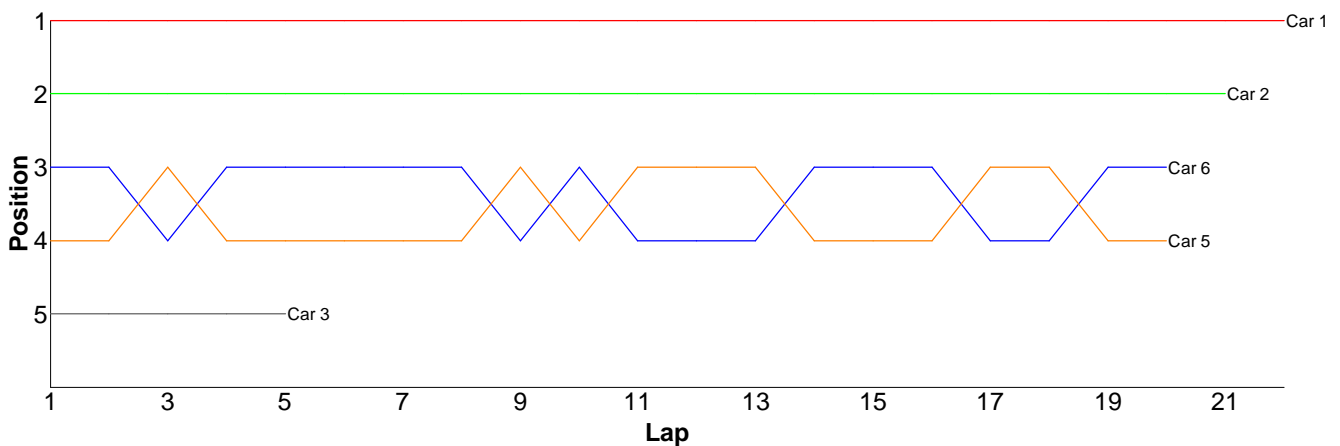
1	14.84	15.77	14.72	15.23		15.19
2	14.45	15.37	14.50	14.65		14.77
3	14.62	18.97	14.41	18.73		16.75
4	14.53	15.67	14.40	15.70		15.18
5	14.73	15.47	14.77	14.95		15.43
6	14.63	15.01	14.59	16.20		15.85
7	14.53	15.28	14.58	20.18		15.36
8	14.70	77.99	14.53	19.64		15.30
9		15.59	15.60			15.04
10		15.38	14.88			15.31
11		20.24	14.85			15.44
12		15.47	14.85			15.19
13		14.89	14.77			17.57
14		15.23	15.00			15.29
15		14.99	15.09			15.19
16			14.86			15.98
17			14.80			23.17
18			14.67			15.82
19			14.90			19.21
20			14.88			
21			14.95			
22						



## Heat 11 - Round 3 (Modified)

Pos	Car	Form	Name	Member Type	Car Make	Result	Ave	Best
1	1	F1	Glen Westwood	2009	Xray	22 / 309.02	14.04	13.79
2	2		Matthew Quinlisk	2009	Schumacher	21 / 313.38	14.92	14.45
3	6		Tony Foster	2009	Xray	20 / 311.04	15.55	14.97
4	5		Darren Potter	V09	Team Magic	20 / 312.27	15.61	15.04
5	3		Jay Westwood	2009	Schumacher	5 / 77.13	15.42	14.34
6	4		Marcus Askeell	V09	Team Magic	0 / 0.00	0.00	0.00

Lap	Car 1	Car 2	Car 3	Car 4	Car 5	Car 6
1	14.05	14.79	18.68		15.67	15.66
2	13.95	14.71	14.80		15.64	15.21
3	13.79	14.64	14.95		15.04	15.60
4	13.91	14.62	14.36		15.50	15.06
5	13.97	14.58	14.34		15.04	15.20
6	13.90	14.51			15.57	15.13
7	14.00	14.66			15.57	15.00
8	14.01	14.45			15.15	16.13
9	14.23	14.75			15.38	16.12
10	14.04	17.65			15.70	15.13
11	13.89	14.52			15.41	16.38
12	13.93	14.77			15.61	15.36
13	13.88	16.35			15.59	15.13
14	14.01	14.91			15.58	14.97
15	14.03	14.62			15.77	15.65
16	14.17	14.62			16.31	15.27
17	14.16	14.81			15.72	18.07
18	14.42	14.76			15.94	15.59
19	14.09	14.90			16.14	15.12
20	14.10	14.75			15.94	15.26
21	14.33	15.01				
22	14.16					
23						

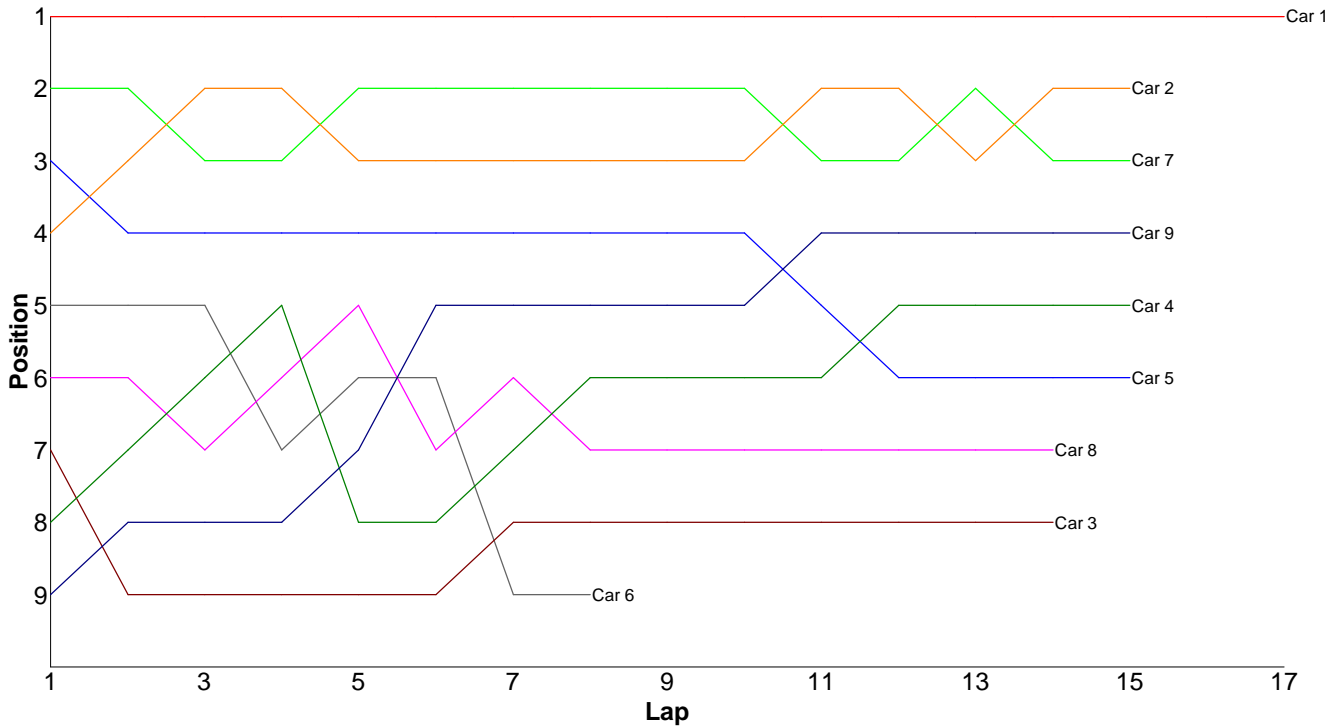


## Heat 1 - Round 4 (17.5 / 27T)

Pos	Car	Form	Name	Member Type	Car Make	Result	Ave	Best
1	1		Gerald Page	2009	Tamiya	17 / 304.43	17.90	17.02
2	2		Paul Taylor	2009	Schumacher	15 / 303.97	20.26	19.44
3	7	F2	Matthew Mills (J)	2009	Xray	15 / 304.50	20.30	19.22
4	9		Daniel Dowling	V09	Associated	15 / 307.06	20.47	19.45
5	4	F1	Jack Warren (J)	2009	Xray	15 / 312.15	20.81	19.30
6	5	F2	Bradley Killick (J)	2009	Xray	15 / 319.47	21.29	20.00
7	8	F2	Jason Elliot	V09	Associated	14 / 301.10	21.50	20.63

8	3	F2	Nicholas Mugridge	2009	Schumacher	14 / 302.71	21.62	18.92
9	6	F2	David Chieng	2009	Tamiya	8 / 182.22	22.77	20.24

Lap	Car 1	Car 2	Car 3	Car 4	Car 5	Car 6	Car 7	Car 8	Car 9
1	17.09	20.14	21.43	23.52	20.03	20.78	19.48	21.41	23.58
2	17.07	19.63	25.60	19.30	20.85	20.24	19.99	20.63	20.62
3	17.78	19.50	20.16	19.38	20.08	20.27	20.12	21.06	19.75
4	17.85	19.44	20.85	19.40	20.15	22.53	20.37	20.63	21.01
5	17.55	21.20	19.64	24.22	20.52	21.11	19.83	21.14	20.40
6	18.04	19.68	28.84	23.74	20.00	22.26	19.50	23.05	20.44
7	19.47	19.87	19.93	20.28	22.76	29.78	20.09	21.53	21.37
8	18.26	19.90	18.92	19.82	20.25	25.25	19.22	20.99	20.09
9	17.05	22.85	26.16	21.38	20.61		19.68	23.83	19.77
10	18.48	20.64	20.32	22.44	20.35		19.89	21.82	20.44
11	20.87	19.58	19.97	19.50	23.98		24.30	21.52	20.20
12	17.22	20.93	19.49	19.67	24.00		21.58	21.07	20.36
13	17.02	20.79	22.23	20.06	20.86		19.65	21.01	19.93
14	17.65	19.69	19.17	19.82	23.02		20.20	21.41	19.45
15	17.75	20.13		19.62	22.01		20.60		19.65
16	17.81								
17	17.47								
18									

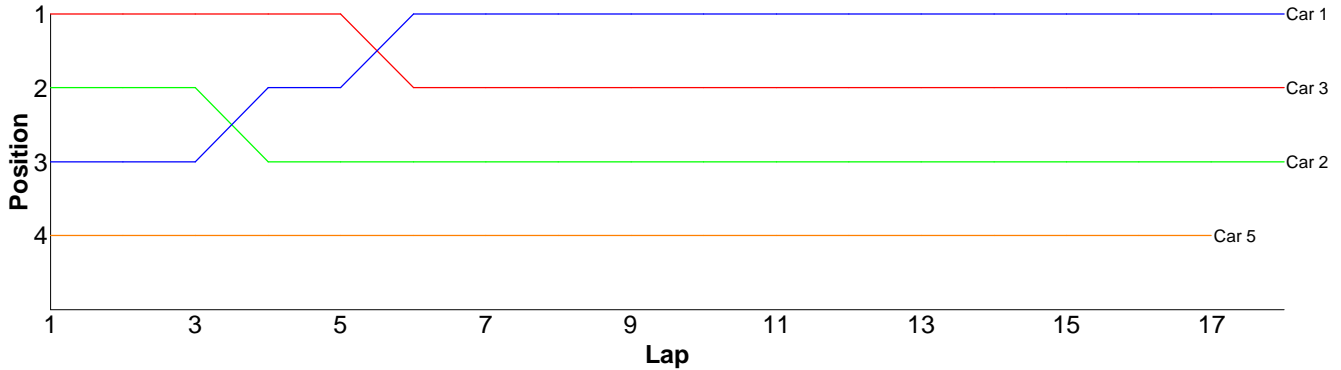


## Heat 2 - Round 4 (<GT3 / GTP>)

Pos	Car	Form	Name	Class	Member Type	Car Make	Result	Ave	Best
1	1	F3	Jon Wilkins	GT3	2009	Associated	18 / 300.81	16.71	16.27
2	3	F4	Matt Tims	GT3	2009	Tamiya	18 / 310.41	17.24	16.35
3	2	F4	Scott Adderson	GT3	2009	HPI	18 / 312.94	17.38	16.76
4	5		Neil Talbot	GTP	2009	Calandra	17 / 316.82	18.63	16.60
5	4	F4	Scott Stokes	GT3	2009	Tamiya	0 / 0.00	0.00	0.00

Lap	Car 1	Car 2	Car 3	Car 4	Car 5
-----	-------	-------	-------	-------	-------

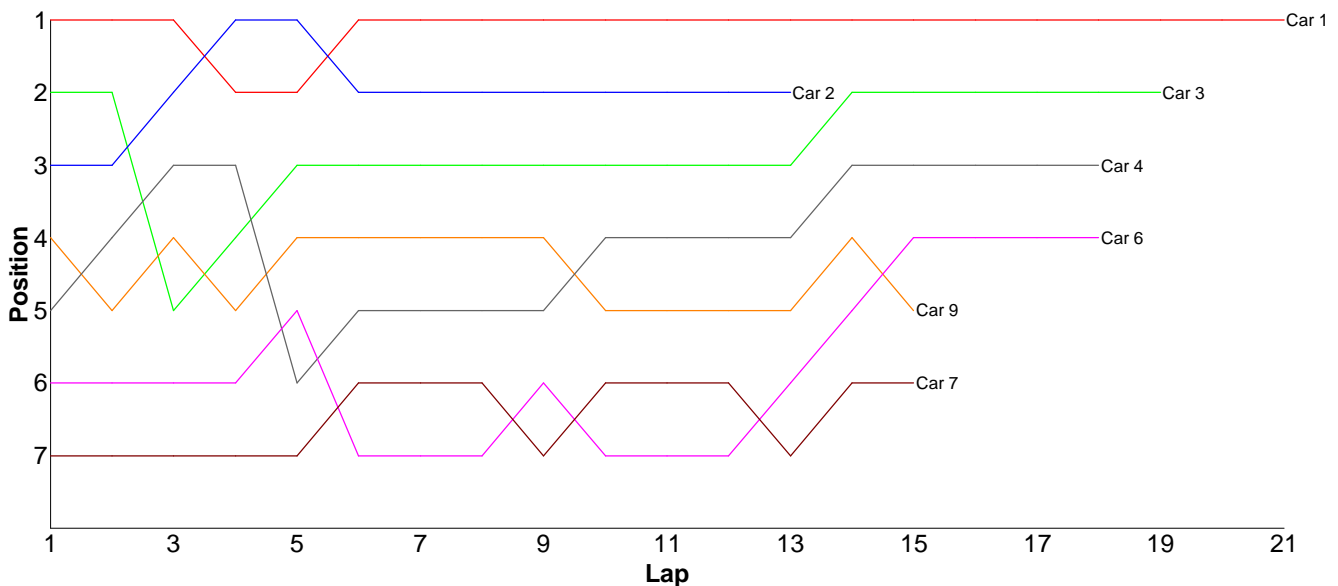
1	17.46	17.12	16.76		19.39
2	16.77	16.76	16.35		18.08
3	17.00	17.02	16.78		17.02
4	16.52	17.85	17.11		17.28
5	16.73	17.28	17.30		16.60
6	16.44	17.22	16.75		19.25
7	16.43	18.21	16.93		17.13
8	16.27	17.05	17.12		22.64
9	16.51	17.35	17.03		16.96
10	16.75	16.98	17.12		24.80
11	16.52	16.93	18.23		17.78
12	16.84	17.05	17.40		19.30
13	16.65	17.43	16.99		18.33
14	16.51	17.37	17.20		17.14
15	16.44	18.99	17.20		17.91
16	16.44	17.35	19.38		17.55
17	17.41	17.46	17.24		19.66
18	17.12	17.52	17.52		
19					



### Heat 3 - Round 4 (IC 1/10th)

Pos	Car	Form	Name	Member Type	Car Make	Result	Ave	Best
1	1	F1	Adrian Poole	2009	Team Magic	21 / 314.06	14.95	14.23
2	3	F2	Phillip Pullen	2009	Team Magic	19 / 301.59	15.87	14.82
3	4	F2	Colin Taggart	2009	Xray	18 / 300.85	16.71	15.14
4	6	F2	Stephen Mills	2009	Xray	18 / 303.37	16.85	15.76
5	9		Nuri Faks	V09	Team Magic	15 / 258.05	17.20	15.82
6	7	F2	Nitin Katiyar	2009	Team Magic	15 / 262.56	17.50	15.65
7	2	F1	David Forsythe	2009	Xray	13 / 202.82	15.60	14.53
=8	5		Mark Brown	2009	Team Magic	0 / 0.00	0.00	0.00
=8	8		Derek Brown	2009	Serpent	0 / 0.00	0.00	0.00

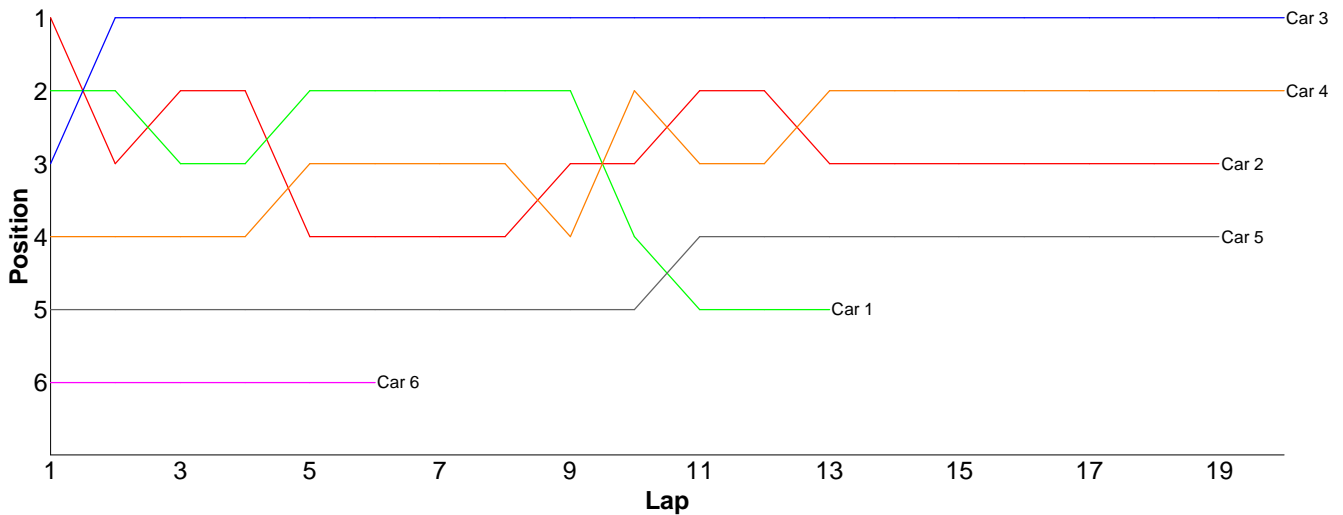
Lap	Car 1	Car 2	Car 3	Car 4	Car 5	Car 6	Car 7	Car 8	Car 9
1	14.58	15.65	15.13	16.42		17.63	18.07		16.00
2	14.60	14.71	15.14	15.26		17.25	17.82		17.03
3	15.65	14.66	21.20	15.32		16.78	17.96		18.14
4	15.01	14.76	15.64	16.37		17.07	17.57		16.60
5	14.78	14.81	17.02	23.09		16.23	18.15		16.40
6	14.55	14.85	15.44	17.47		21.35	16.29		16.80
7	14.39	15.06	15.47	15.75		16.57	16.35		15.82
8	14.37	15.03	15.46	15.64		15.76	15.99		16.70
9	14.66	14.53	15.16	15.14		17.00	17.53		16.80
10	14.58	14.84	15.36	17.55		17.91	16.35		20.19
11	14.96	14.80	15.31	15.69		17.01	15.65		16.80
12	14.58	14.71	15.64	15.51		16.30	16.90		16.89
13	14.52	24.41	14.82	15.16		15.96	21.44		16.46
14	14.75		14.97	15.52		15.85	17.82		16.36
15	14.94		15.08	15.69		16.05	18.67		21.06
16	14.23		17.33	18.06		16.24			
17	15.20		15.71	19.87		16.24			
18	18.31		15.64	17.34		16.17			
19	15.06		16.07						
20	14.83								
21	15.51								
22									



## Heat 4 - Round 4 (GT2)

Pos	Car	Form	Name	Member Type	Car Make	Result	Ave	Best
1	3	F1	Nigel Moss	2009	Calandra	20 / 310.08	15.50	15.25
2	4	F1	Rob Warren	2009	Associated	20 / 314.74	15.73	15.51
3	2	F1	Dave Skelton	2009	Associated	19 / 300.08	15.79	15.43
4	5	F1	Dave Tims	2009	Associated	19 / 309.11	16.26	15.99
5	1	F1	Gerald Page	2009	Associated	13 / 220.62	16.97	15.19
6	6	F2	Shaun Alvis	2009	Calandra	6 / 266.38	44.39	17.25

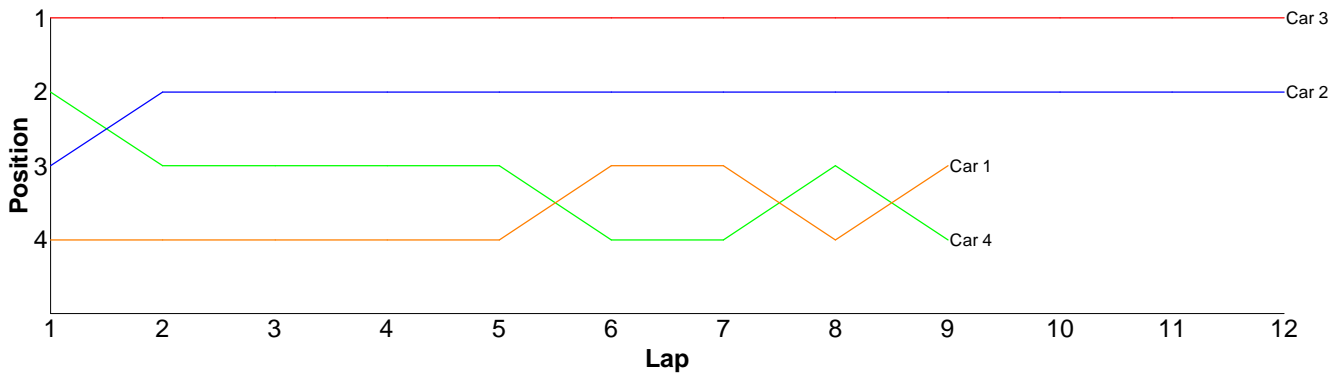
Lap	Car 1	Car 2	Car 3	Car 4	Car 5	Car 6
1	15.68	15.58	15.71	15.87	16.86	163.78
2	15.42	15.96	15.28	15.85	16.17	20.63
3	16.00	15.43	15.39	15.52	16.19	27.78
4	15.65	15.60	15.39	15.66	16.21	17.25
5	15.46	16.36	16.00	15.74	16.22	18.29
6	15.19	15.50	15.39	15.60	16.06	18.65
7	15.51	15.43	15.25	15.51	16.17	
8	15.69	15.67	15.49	15.62	16.29	
9	15.47	15.44	15.40	15.68	16.37	
10	20.40	15.97	15.39	15.82	16.21	
11	22.48	15.61	15.41	15.76	15.99	
12	19.77	15.51	15.41	15.57	16.27	
13	17.90	17.05	15.31	15.61	16.79	
14		15.64	15.38	15.66	16.00	
15		15.79	15.70	15.82	16.57	
16		15.75	15.63	15.78	16.00	
17		16.05	15.73	15.66	16.16	
18		15.93	15.62	15.98	16.34	
19		15.81	15.50	15.84	16.24	
20			15.70	16.19		
21						



## Heat 5 - Round 4 (Bikes 1/5th)

Pos	Car	Form	Name	Member Type	Car Make	Result	Ave	Best
1	3		Richard Blissett	V09		12 / 302.37	25.19	24.05
2	2	F2	Scott Adderson	2009		12 / 310.71	25.89	23.90
3	1	F2	Andy Carless	2009		9 / 313.44	34.82	28.55
4	4		Kris Wheeler	V09		9 / 314.69	34.96	26.16

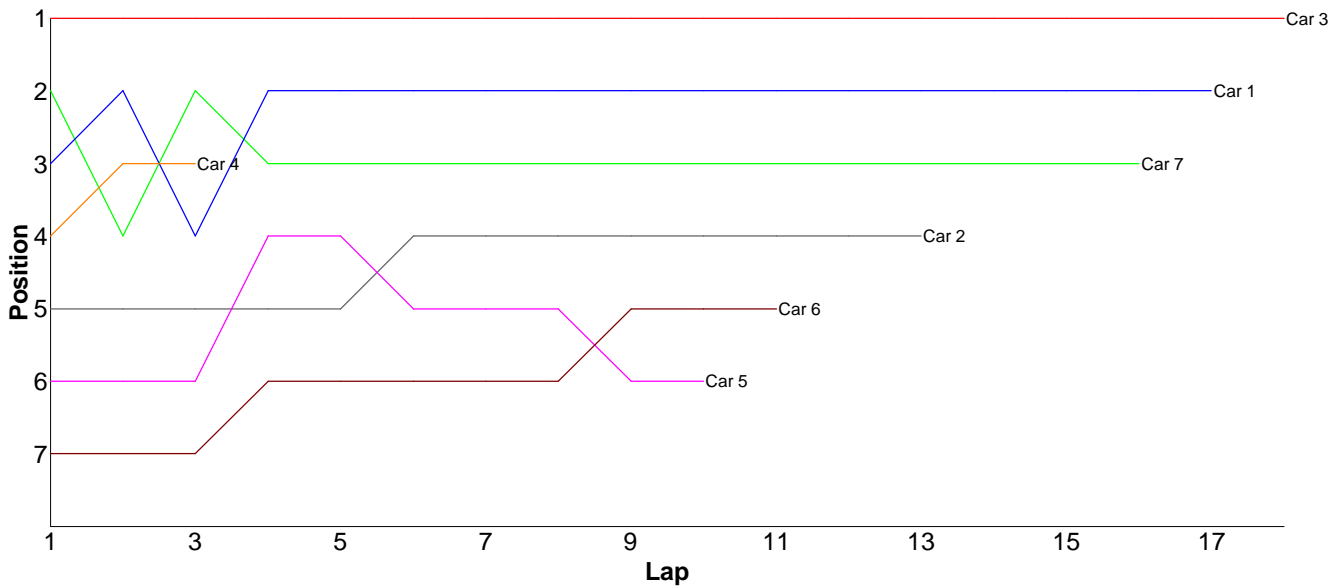
Lap	Car 1	Car 2	Car 3	Car 4
1	31.95	30.20	24.20	28.98
2	31.21	24.01	24.43	30.11
3	60.80	25.02	25.32	46.07
4	31.42	30.64	24.79	31.71
5	37.08	25.35	24.57	51.83
6	31.56	25.00	28.69	36.17
7	28.55	24.59	26.17	32.54
8	31.03	26.25	24.76	26.16
9	29.84	25.45	24.94	31.12
10		24.87	24.05	
11		23.90	25.75	
12		25.43	24.70	
13				



## Heat 6 - Round 4 (13.5 / 23T)

Pos	Car	Form	Name	Member Type	Car Make	Result	Ave	Best
1	3	F2	Jose Jimenez	2009	Hot Bodies	18 / 310.78	17.26	16.71
2	1	F2	Andrew Mills	2009	Xray	17 / 303.83	17.87	16.72
3	7		Spencer Stokoe	V09	Team Magic	16 / 308.79	19.29	17.50
4	2	F2	Scott Stokes	2009	Xray	13 / 314.94	24.22	16.84
5	6	F2	Terry Dickinson	2009	Yokomo	11 / 311.48	28.31	17.63
6	5	F2	Mike Vorley	2009	Schumacher	10 / 305.68	30.56	24.00
7	4	F2	Andy Lewis	2009	Hot Bodies	3 / 57.19	19.06	18.33

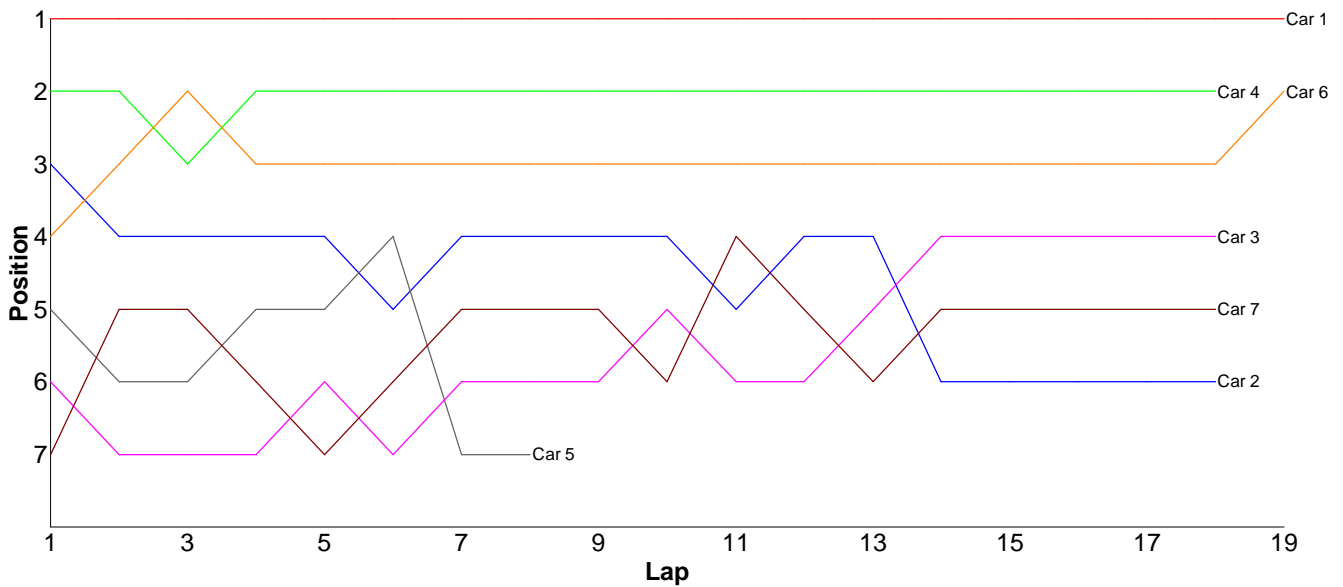
Lap	Car 1	Car 2	Car 3	Car 4	Car 5	Car 6	Car 7
1	18.71	21.11	16.78	19.26	26.56	111.35	18.19
2	17.12	24.71	16.71	19.60	37.47	19.49	21.22
3	24.09	29.24	17.29	18.33	31.35	21.13	17.65
4	18.45	72.56	17.95		30.23	19.95	22.74
5	17.24	19.22	17.29		30.84	19.84	18.48
6	16.81	18.94	17.33		35.77	19.01	20.08
7	17.51	18.19	17.14		27.70	23.08	17.67
8	17.20	23.46	17.05		27.60	17.66	18.25
9	17.17	19.37	17.28		34.16	17.63	21.13
10	17.08	16.99	16.82		24.00	22.18	24.05
11	19.05	16.84	16.94			20.16	17.66
12	17.02	16.87	17.21				17.50
13	17.09	17.44	17.34				18.52
14	17.69		17.30				18.18
15	17.52		17.36				19.62
16	17.36		17.40				17.85
17	16.72		18.02				
18			17.57				
19							



# Heat 7 - Round 4 (13.5 / 23T)

Pos	Car	Form	Name	Member Type	Car Make	Result	Ave	Best
1	1	F1	Kevin Bissell	2009	Xray	19 / 305.03	16.05	15.71
2	6	F2	Craig Murrell (J)	2009	Schumacher	19 / 313.51	16.50	15.82
3	4		Kevin Sturt	V09	Team Magic	18 / 288.81	16.04	15.69
4	3	F1	Ian Cairns	2009	Schumacher	18 / 307.39	17.07	16.30
5	7	F2	Robin Francis	2009	Hot Bodies	18 / 314.00	17.44	16.50
6	2	F2	Adrian Morrish	2009	Schumacher	18 / 315.11	17.50	15.82
7	5	F2	Kieran Stokes (J)	2009	Xray	8 / 145.64	18.20	16.07

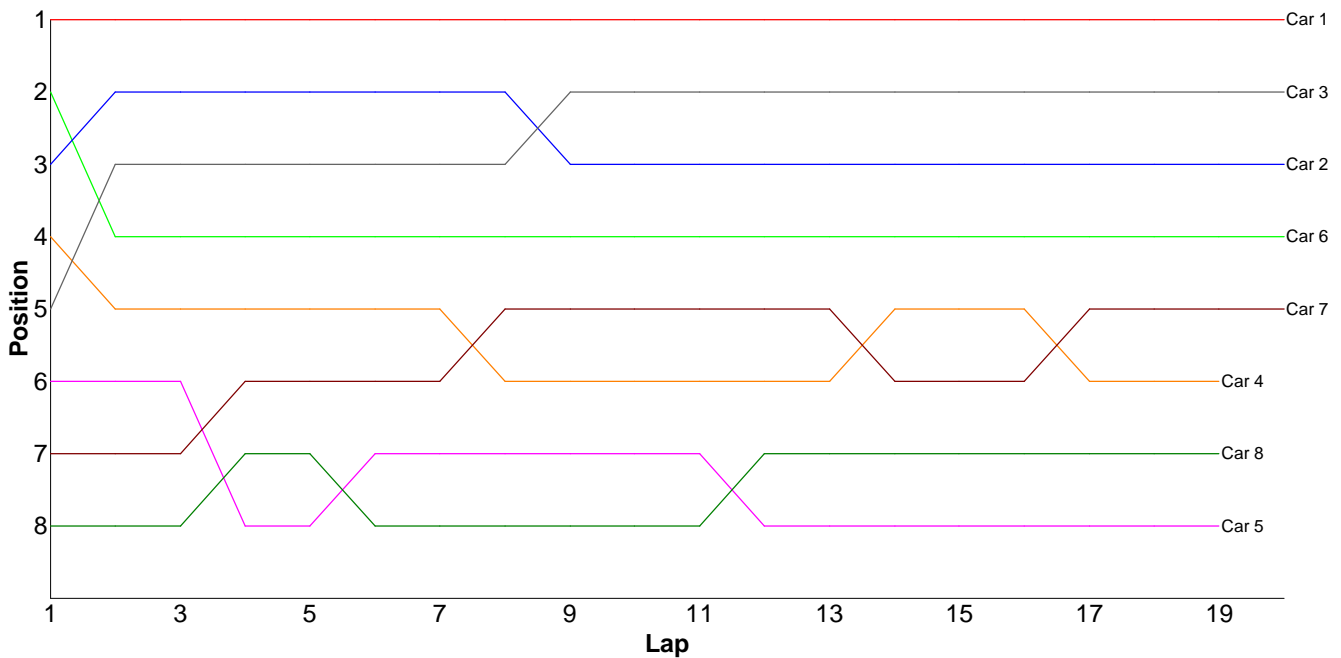
Lap	Car 1	Car 2	Car 3	Car 4	Car 5	Car 6	Car 7
1	15.79	16.33	16.53	15.79	16.48	16.33	17.19
2	15.86	17.29	18.80	16.33	18.04	15.83	16.86
3	15.71	16.24	17.75	15.90	16.87	15.82	17.00
4	15.89	15.82	20.47	15.69	16.56	16.16	17.36
5	15.82	17.01	16.36	16.00	16.56	16.06	22.18
6	16.33	21.08	18.51	15.87	16.07	16.30	17.32
7	15.88	19.16	16.40	16.19	27.10	16.03	16.59
8	16.28	16.32	16.64	16.53	17.96	16.92	16.82
9	15.93	16.06	16.41	15.81		16.33	16.50
10	16.03	17.53	16.31	16.32		16.61	16.59
11	15.96	18.56	17.54	15.71		16.49	16.55
12	15.93	16.22	16.48	16.11		16.34	16.74
13	16.30	16.27	16.30	15.96		16.29	17.72
14	16.01	22.64	16.30	15.99		16.49	19.27
15	16.22	17.09	17.05	16.07		19.37	17.98
16	16.13	18.49	16.43	15.99		16.57	16.84
17	16.01	16.35	16.55	16.29		16.33	17.43
18	16.06	16.65	16.56	16.26		16.36	17.06
19	16.89					16.88	
20							



# Heat 8 - Round 4 (13.5 / 23T)

Pos	Car	Form	Name	Member Type	Car Make	Result	Ave	Best
1	1	F2	Ben Cane	2009	Schumacher	20 / 300.60	15.03	14.73
2	3	F1	Kieran Clift (J)	2009	Schumacher	20 / 305.29	15.26	14.94
3	2	F1	Scott Hauser	2009	Schumacher	20 / 306.81	15.34	14.96
4	6	F1	Anthony Pedder	2009	Schumacher	20 / 311.31	15.56	15.23
5	7	F2	James Davis	2009	Tamiya	20 / 315.82	15.79	15.24
6	4	F1	David Clift	2009		19 / 300.52	15.81	15.31
7	8		Dain Gayler	V09	Schumacher	19 / 307.05	16.16	15.58
8	5	F1	Dominic Skinner	2009	Tamiya	19 / 312.58	16.45	15.46

Lap	Car 1	Car 2	Car 3	Car 4	Car 5	Car 6	Car 7	Car 8
1	14.73	15.25	15.46	15.31	15.68	15.23	16.20	16.41
2	14.86	14.96	14.99	15.41	15.49	15.35	15.65	15.58
3	14.95	15.02	15.23	15.58	15.91	15.36	15.62	15.87
4	14.82	15.34	15.22	15.64	17.67	15.36	15.24	16.57
5	14.83	15.22	15.13	15.76	17.44	15.55	15.56	15.80
6	15.02	15.12	15.19	15.59	15.63	15.82	15.50	18.11
7	15.25	15.23	15.13	15.80	15.56	15.55	15.41	15.77
8	15.00	15.24	15.13	15.83	15.81	15.59	15.70	15.83
9	14.86	15.52	15.07	15.84	16.23	15.60	15.33	15.67
10	14.90	15.54	15.35	15.70	15.65	15.58	15.87	16.43
11	14.98	15.22	14.94	16.01	15.46	15.67	15.75	17.95
12	15.27	15.28	15.41	16.02	21.54	15.55	15.79	16.11
13	15.02	15.69	15.47	15.87	16.22	15.37	15.85	16.13
14	15.18	15.47	15.21	16.39	16.26	15.58	18.11	15.82
15	15.10	15.42	15.34	15.98	17.19	15.75	15.89	15.68
16	15.19	15.34	15.28	16.00	15.77	15.56	15.44	15.78
17	14.97	15.37	15.37	16.07	15.82	15.85	15.64	15.94
18	14.99	15.44	15.55	15.89	16.15	15.73	15.72	15.85
19	15.39	15.58	15.42	15.83	17.10	15.61	15.62	15.75
20	15.29	15.56	15.40			15.65	15.93	
21								

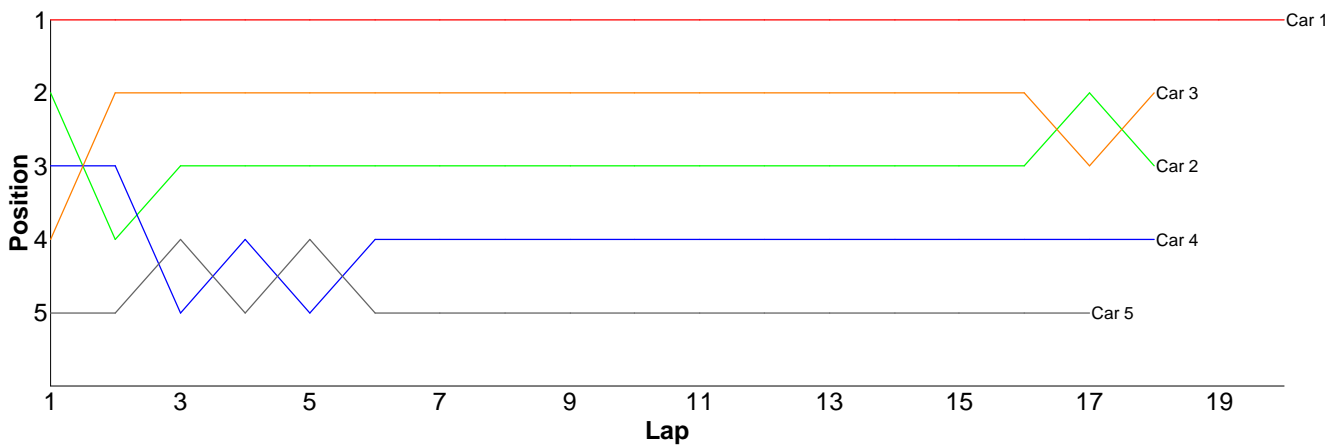


## Heat 9 - Round 4 (10.5 / 19T)

Pos	Car	Form	Name	Member Type	Car Make	Result	Ave	Best
1	1	F1	Brian Killick	2009	Xray	20 / 312.96	15.64	15.33
2	3	F2	Ian Austen	2009	Schumacher	18 / 302.15	16.78	15.69
3	2	F2	Neil Talbot	2009	Xray	18 / 302.18	16.78	15.31
4	4	F2	Stephen Mills	2009	Schumacher	18 / 312.95	17.38	15.93
5	5		Chris Slevin	2009	Xray	17 / 305.44	17.96	16.71

Lap	Car 1	Car 2	Car 3	Car 4	Car 5
-----	-------	-------	-------	-------	-------

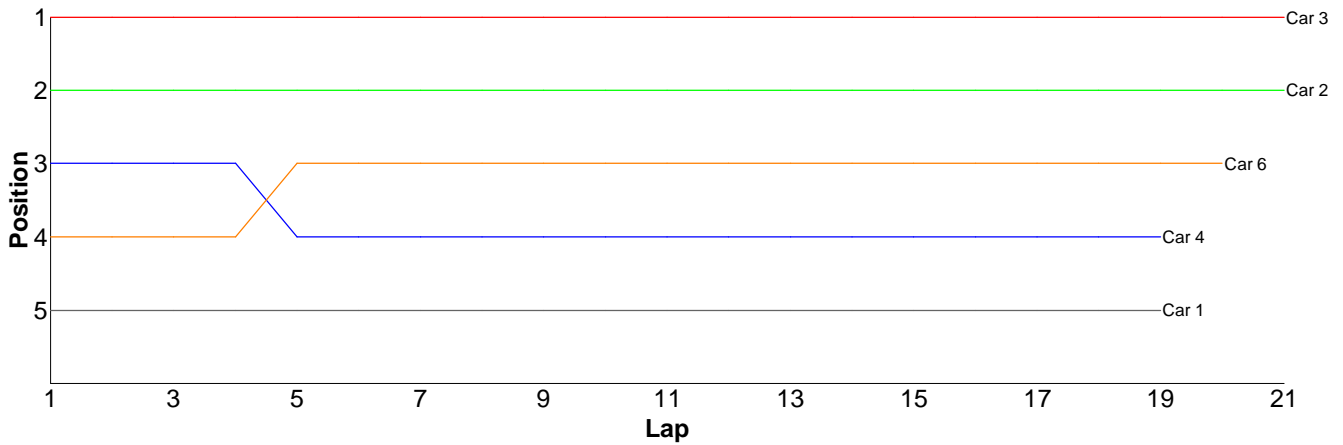
1	15.73	16.20	17.70	17.59	18.42
2	15.65	21.94	16.34	20.30	19.99
3	15.68	16.11	15.95	20.17	18.28
4	15.80	15.62	16.65	17.44	20.34
5	16.12	15.31	15.86	21.00	18.43
6	16.00	16.60	17.51	16.02	18.62
7	15.61	15.85	15.80	17.96	18.62
8	15.72	18.13	17.38	16.15	18.37
9	15.34	15.50	16.49	16.44	18.06
10	15.69	15.83	15.69	16.25	17.47
11	15.90	18.08	16.29	15.93	16.88
12	15.40	18.85	16.30	16.15	17.07
13	15.33	15.85	16.37	16.18	16.71
14	15.44	17.85	20.68	19.31	17.47
15	15.69	15.72	16.55	17.03	16.85
16	15.66	15.99	17.69	16.43	16.86
17	15.42	15.84	16.71	16.26	17.00
18	15.54	16.91	16.19	16.34	
19	15.63				
20	15.61				
21					



## Heat 10 - Round 4 (10.5 / 19T)

Pos	Car	Form	Name	Member Type	Car Make	Result	Ave	Best
1	3	F1	John Zottl	2009	Xray	21 / 307.81	14.65	14.40
2	2	F1	Jamie Vassallo	2009	Schumacher	21 / 312.33	14.87	14.56
3	6	F2	David Johnson	2009	Schumacher	20 / 308.84	15.44	15.12
4	4	F1	Nick Adams	2009	Schumacher	19 / 300.61	15.82	14.77
5	1	F1	Ori Sohachevsky	2009	Schumacher	19 / 301.14	15.84	14.49

Lap	Car 1	Car 2	Car 3	Car 4	Car 5	Car 6
1	18.78	15.18	14.68	15.37		15.87
2	20.38	14.56	14.50	14.97		15.12
3	16.24	14.64	14.40	14.77		15.39
4	14.92	14.88	14.73	15.58		15.27
5	14.83	14.58	14.74	20.65		15.26
6	15.12	16.21	14.79	15.32		15.71
7	14.59	14.98	14.57	14.92		15.16
8	23.49	14.76	14.42	14.84		15.20
9	14.75	14.86	14.50	15.16		15.25
10	14.71	14.72	14.76	15.59		15.29
11	14.73	14.65	14.64	14.96		15.39
12	16.24	14.57	14.53	15.09		15.49
13	14.71	14.96	14.68	15.16		15.46
14	14.54	14.71	14.72	15.05		15.78
15	14.61	14.77	14.71	15.49		15.97
16	14.65	14.82	14.77	17.50		16.11
17	14.49	14.75	14.79	15.00		15.48
18	14.68	14.97	14.77	19.12		15.29
19	14.68	14.77	14.56	16.07		15.19
20		14.95	14.76			15.16
21		15.04	14.79			
22						



## Heat 11 - Round 4 (Modified)

Pos	Car	Form	Name	Member Type	Car Make	Result	Ave	Best
1	1	F1	Glen Westwood	2009	Xray	22 / 309.80	14.08	13.68
2	3		Jay Westwood	2009	Schumacher	21 / 301.90	14.37	13.87
3	2		Matthew Quinlisk	2009	Schumacher	21 / 311.42	14.82	14.34
4	4		Marcus Askeell	V09	Team Magic	19 / 302.20	15.90	15.09
5	6		Tony Foster	2009	Xray	2 / 56.42	28.21	16.22
6	5		Darren Potter	V09	Team Magic	0 / 0.00	0.00	0.00

Lap	Car 1	Car 2	Car 3	Car 4	Car 5	Car 6
1	15.18	14.64	19.43	16.37		16.22
2	13.78	14.70	14.47	15.24		40.20
3	13.91	14.65	14.37	16.47		
4	13.68	14.34	14.02	15.51		
5	14.01	14.49	13.96	16.10		
6	13.91	14.58	14.05	15.09		
7	13.87	15.28	13.87	15.19		
8	13.89	16.69	14.19	15.13		
9	14.02	14.88	14.25	15.33		
10	14.06	14.56	14.10	15.31		
11	13.90	14.47	13.97	15.37		
12	14.12	14.56	14.12	15.44		
13	13.99	14.87	14.03	15.68		
14	14.07	14.48	14.10	16.06		
15	14.19	14.86	14.01	16.30		
16	14.18	14.90	13.99	15.90		
17	14.21	15.09	14.23	15.72		
18	14.12	14.85	14.11	19.37		
19	14.11	14.84	14.14	16.62		
20	14.15	14.85	14.20			
21	14.15	14.84	14.29			
22	14.30					
23						

