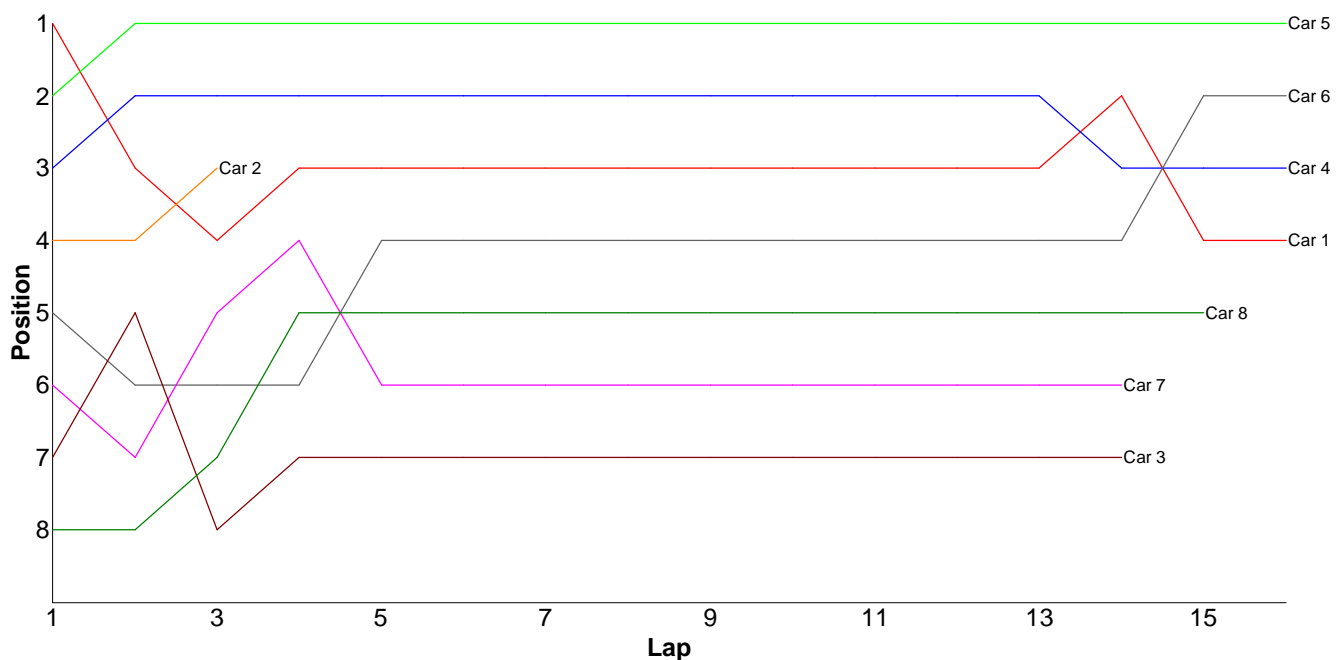


Race Results

17.5 / 27T - A Final

Pos	Car	Form	Name	Member Type	Car Make	Result	Ave	Best
1	5	F1	Jack Warren (J)	2009	Xray	16 / 302.48	18.90	18.60
2	6	F2	Nicholas Mugridge	2009	Schumacher	16 / 313.31	19.58	18.82
3	4	F2	Bradley Killick (J)	2009	Xray	16 / 314.23	19.63	19.64
4	1		Paul Taylor	2009	Schumacher	16 / 314.75	19.67	19.07
5	8	F2	David Chieng	2009	Tamiya	15 / 307.10	20.47	19.38
6	7	F2	Jason Elliot	V09	Associated	14 / 301.24	21.51	20.59
7	3	F2	Matthew Mills (J)	2009	Xray	14 / 303.49	21.67	19.47
8	2		Daniel Dowling	V09	Associated	3 / 54.73	18.24	19.57

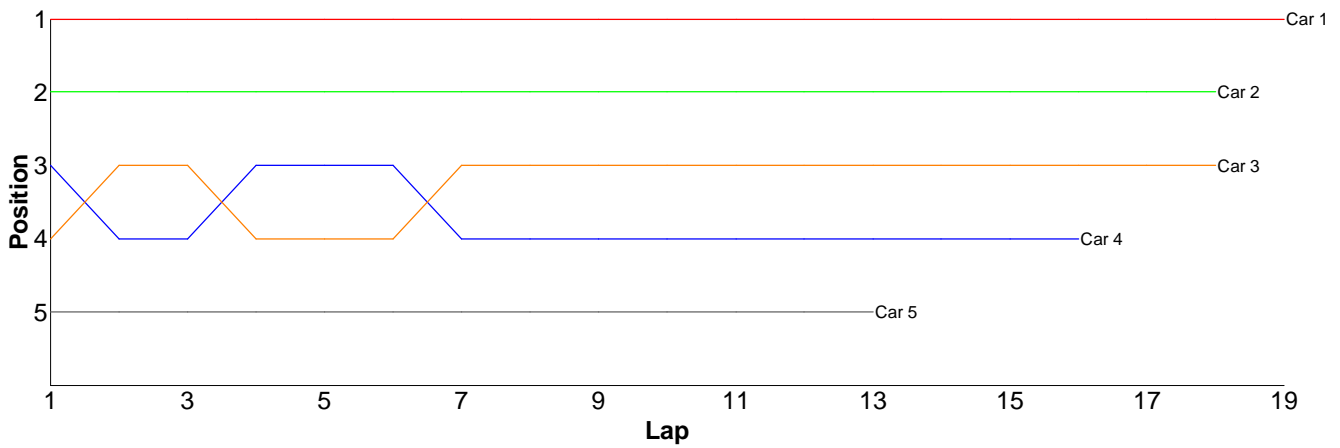
Lap	Car 1	Car 2	Car 3	Car 4	Car 5	Car 6	Car 7	Car 8
1	11.64	12.71	15.72	12.31	12.06	13.11	13.62	18.42
2	22.85	22.45	20.32	20.01	18.60	22.94	23.28	21.06
3	20.52	19.57	27.49	20.10	20.04	23.27	21.04	20.51
4	20.07		24.74	20.56	19.70	21.36	20.83	20.10
5	20.29		21.51	19.94	19.00	19.70	26.46	20.66
6	19.68		19.59	20.81	19.14	19.79	20.89	20.20
7	20.26		23.68	20.08	18.80	19.21	21.06	19.73
8	19.89		25.29	20.15	19.65	19.04	25.80	19.38
9	20.41		19.75	20.10	19.18	18.82	21.06	20.77
10	19.70		19.47	19.65	19.26	19.16	20.59	19.44
11	19.59		24.82	19.72	19.49	19.27	21.89	20.36
12	19.07		20.03	19.64	19.11	19.40	22.23	20.04
13	19.70		20.82	19.96	18.95	19.78	21.40	21.70
14	19.48		20.26	20.40	20.80	19.28	21.09	24.95
15	21.79			20.56	19.21	19.50		19.78
16	19.81			20.24	19.49	19.68		
17								



<GT3 / GTP> - A Final

Pos	Car	Form	Name	Class	Member Type	Car Make	Result	Ave	Bes
1	1	F3	Jon Wilkins	GT3	2009	Associated	19 / 312.47	16.44	16.13
2	2	F4	Matt Tims	GT3	2009	Tamiya	18 / 302.58	16.81	16.84
3	3	F4	Scott Adderson	GT3	2009	HPI	18 / 314.35	17.46	16.57
4	4		Neil Talbot	GTP	2009	Calandra	16 / 304.24	19.01	16.53
5	5	F4	Scott Stokes	GT3	2009	Tamiya	13 / 316.62	24.35	22.73

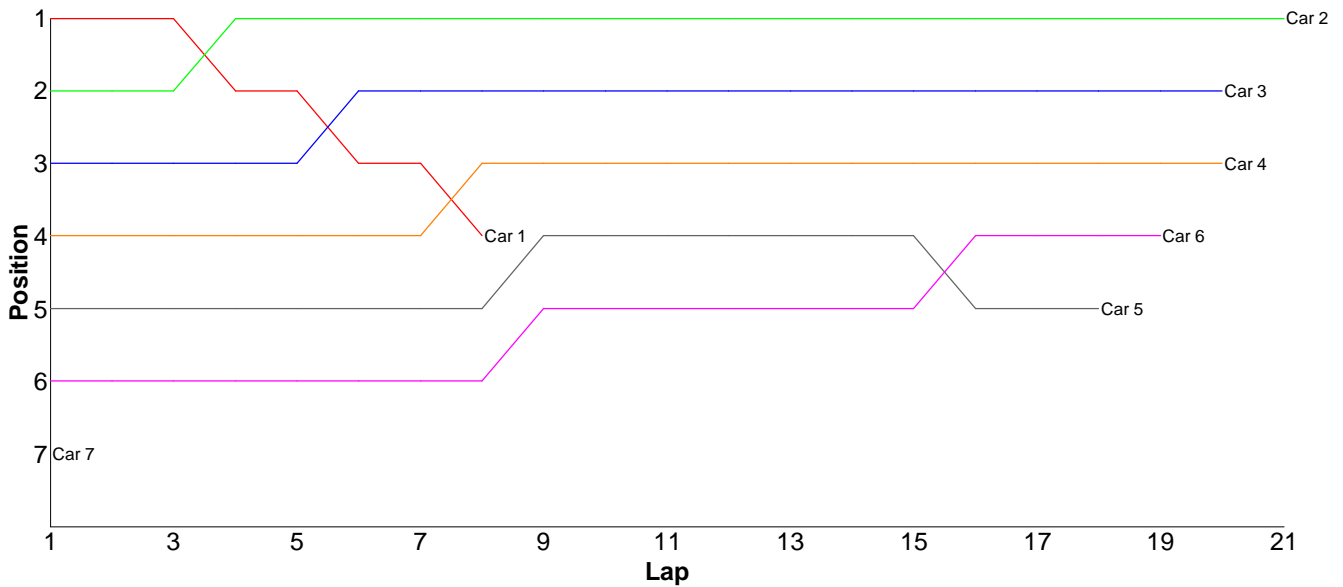
Lap	Car 1	Car 2	Car 3	Car 4	Car 5
1	10.11	10.55	12.56	11.79	16.87
2	16.42	17.13	17.87	21.23	22.73
3	16.31	17.07	16.57	17.04	22.73
4	17.12	17.38	21.36	16.96	24.66
5	16.44	17.23	17.10	17.39	24.12
6	16.43	17.02	16.78	16.83	23.07
7	17.05	16.94	18.61	23.12	23.27
8	17.12	16.84	16.93	20.21	23.46
9	16.16	17.56	17.95	24.04	35.41
10	16.73	17.15	16.99	19.89	26.43
11	16.58	17.18	17.28	17.27	24.85
12	16.13	17.37	17.92	19.01	24.28
13	17.36	17.21	17.61	17.55	24.74
14	17.30	17.75	17.60	16.53	
15	16.54	17.04	18.07	18.33	
16	17.71	17.13	18.32	27.05	
17	16.94	17.05	17.44		
18	16.56	16.98	17.39		
19	17.46				
20					



IC 1/10th - A Final

Pos	Car	Form	Name	Member Type	Car Make	Result	Ave	Best
1	2	F1	Adrian Poole	2009	Team Magic	21 / 304.28	14.48	14.32
2	3	F2	Phillip Pullen	2009	Team Magic	20 / 302.25	15.11	14.77
3	4	F2	Colin Taggart	2009	Xray	20 / 309.70	15.48	15.12
4	6		Nuri Faks	V09	Team Magic	19 / 313.29	16.48	15.72
5	5	F2	Stephen Mills	2009	Xray	18 / 316.01	17.55	15.74
6	1	F1	David Forsythe	2009	Xray	8 / 125.49	15.68	14.51
7	7	F2	Nitin Katiyar	2009	Team Magic	1 / 38.74	38.74	0.00

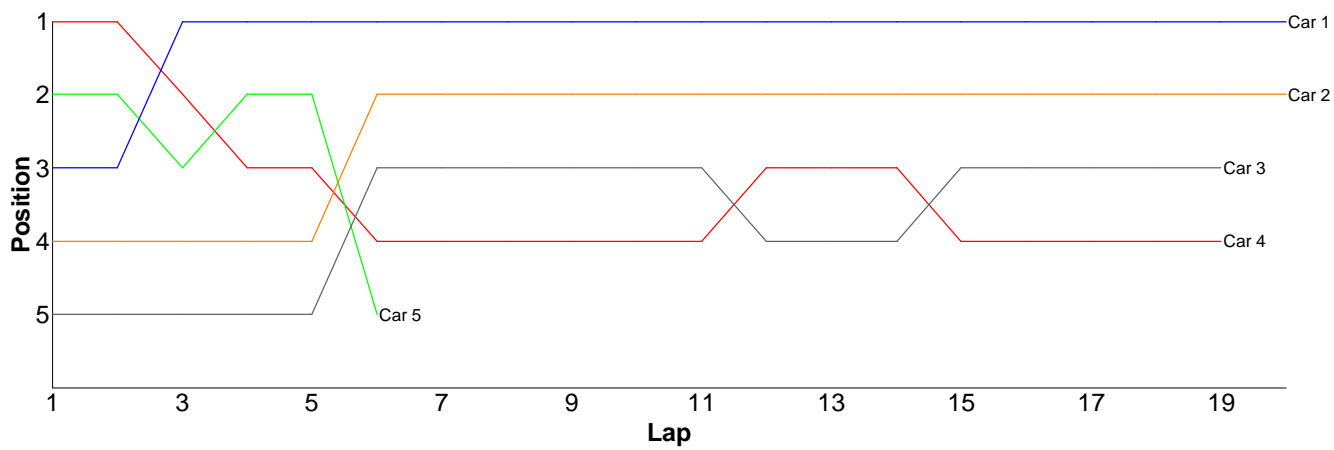
Lap	Car 1	Car 2	Car 3	Car 4	Car 5	Car 6	Car 7
1	9.15	9.20	10.32	11.09	11.84	12.68	38.74
2	14.95	15.18	16.05	15.57	16.09	15.72	
3	14.64	15.34	15.28	15.55	16.01	24.11	
4	16.76	14.87	15.21	15.65	17.95	15.73	
5	14.51	14.45	14.96	17.09	16.27	17.03	
6	18.67	14.57	15.07	15.44	16.10	16.01	
7	15.87	14.71	15.21	15.17	16.56	17.16	
8	20.94	14.50	15.51	15.65	16.00	16.09	
9		14.48	15.60	15.13	16.49	16.19	
10		14.47	15.48	15.12	16.49	16.10	
11		14.32	14.84	15.65	16.62	16.29	
12		14.86	15.24	15.16	17.13	15.90	
13		16.00	15.40	15.37	16.72	16.34	
14		14.61	15.32	15.12	15.74	16.86	
15		14.40	14.93	15.67	16.32	15.80	
16		14.83	14.77	15.42	32.24	16.84	
17		14.50	15.80	15.37	16.73	16.13	
18		14.55	15.39	17.21	24.71	16.37	
19		15.45	15.47	15.51		15.94	
20		14.60	16.40	17.76			
21		14.39					
22							



GT2 - A Final

Pos	Car	Form	Name	Member Type	Car Make	Result	Ave	Best
1	1	F1	Nigel Moss	2009	Calandra	20 / 305.25	15.26	15.03
2	2	F1	Rob Warren	2009	Associated	20 / 316.20	15.81	15.44
3	3	F1	Dave Skelton	2009	Associated	19 / 309.94	16.31	15.33
4	4	F1	Dave Tims	2009	Associated	19 / 320.14	16.84	15.89
5	5	F1	Gerald Page	2009	Associated	6 / 96.96	16.16	15.64

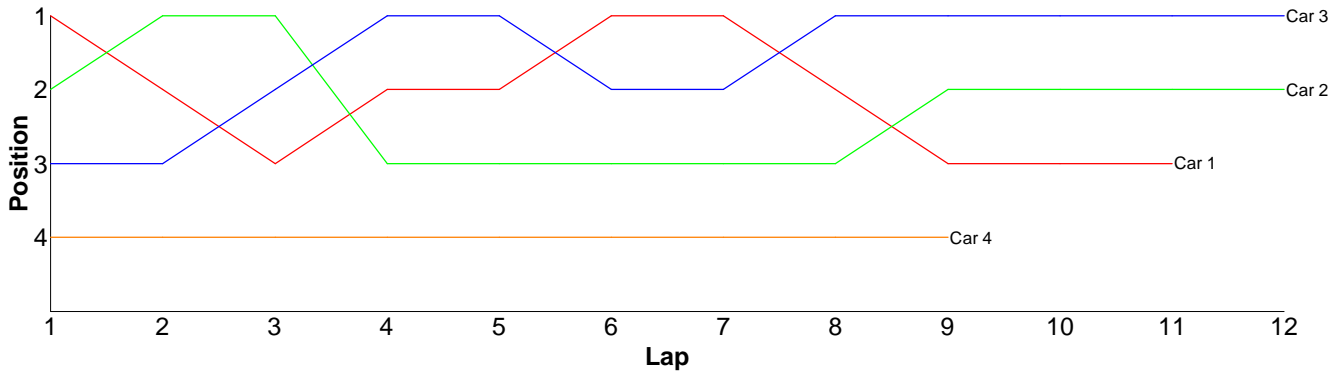
Lap	Car 1	Car 2	Car 3	Car 4	Car 5
1	12.90	16.08	16.25	10.43	10.99
2	15.52	15.89	15.83	17.05	16.65
3	15.49	15.77	15.76	16.92	16.91
4	15.28	15.78	16.01	16.76	15.68
5	15.20	15.47	15.65	16.34	15.64
6	15.26	15.44	15.33	18.25	21.09
7	15.41	15.77	15.85	17.14	
8	15.38	15.72	15.43	15.89	
9	15.57	15.46	15.83	15.91	
10	15.03	15.85	15.95	17.82	
11	15.23	15.44	15.77	15.96	
12	15.15	15.60	22.32	16.46	
13	15.32	15.69	15.82	16.27	
14	15.64	15.59	16.21	16.41	
15	15.29	15.52	17.97	20.72	
16	15.41	15.65	16.30	16.65	
17	15.84	15.91	15.96	16.12	
18	15.55	15.72	15.89	16.19	
19	15.40	15.94	15.81	22.85	
20	15.38	17.91			
21					



Bikes 1/5th - A Final

Pos	Car	Form	Name	Member Type	Car Make	Result	Ave	Best
1	3	F2	Andy Carless	2009		12 / 304.04	25.33	24.11
2	2	F2	Scott Adderson	2009		12 / 322.73	26.89	23.92
3	1		Richard Blissett	V09		11 / 324.80	29.52	24.27
4	4		Kris Wheeler	V09		9 / 295.52	32.83	26.73

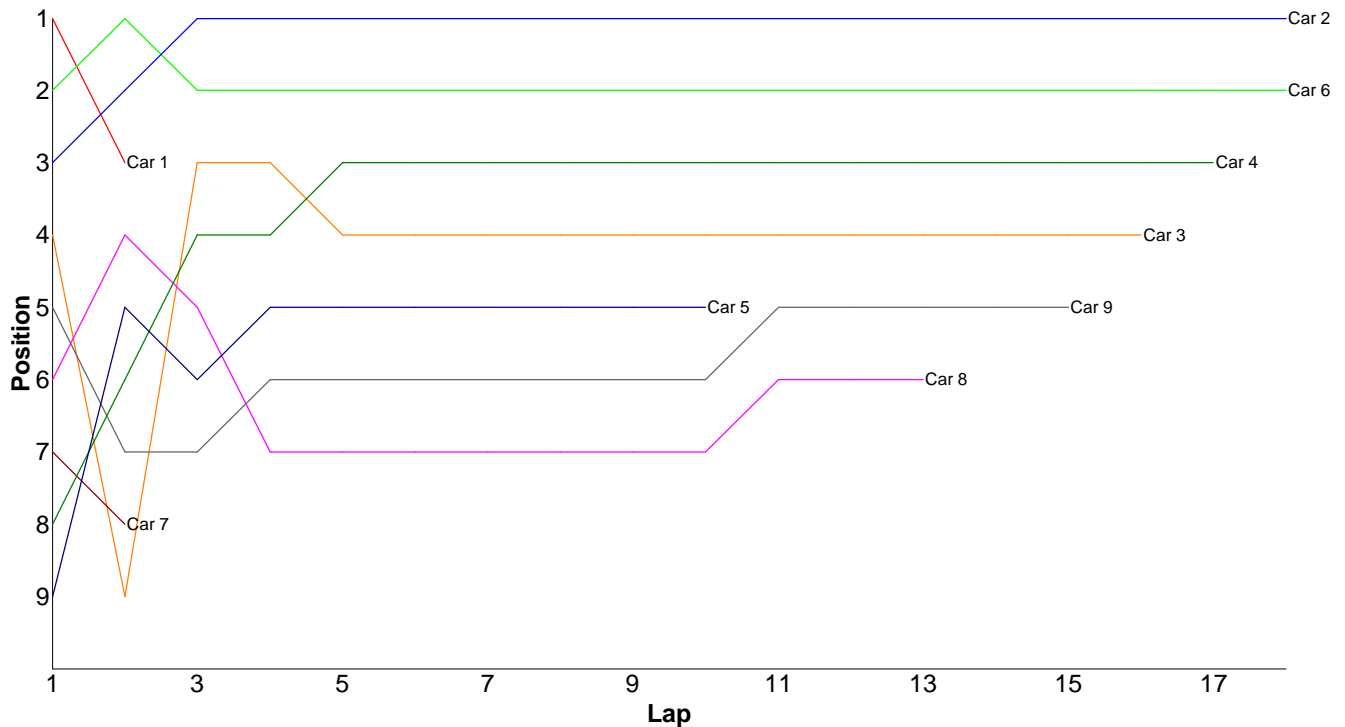
Lap	Car 1	Car 2	Car 3	Car 4
1	16.05	16.98	17.77	19.18
2	25.73	24.57	29.56	40.11
3	37.33	23.92	25.28	35.10
4	26.93	49.97	24.86	32.66
5	24.44	24.47	28.04	30.60
6	24.27	24.92	31.98	27.34
7	25.64	28.35	24.60	37.20
8	38.94	28.18	24.72	26.73
9	48.05	24.02	24.37	46.60
10	26.65	24.86	24.11	
11	30.77	24.52	24.57	
12		27.97	24.18	
13				



13.5 / 23T - B Final

Pos	Car	Form	Name	Member Type	Car Make	Result	Ave	Best
1	2	F2	Kieran Stokes (J)	2009	Xray	18 / 309.20	17.17	16.69
2	6	F2	Andrew Mills	2009	Xray	18 / 311.55	17.30	16.88
3	4	F2	Robin Francis	2009	Hot Bodies	17 / 307.20	18.07	16.66
4	3	F2	Jose Jimenez	2009	Hot Bodies	16 / 300.45	18.77	17.31
5	9	F2	Mike Vorley	2009	Schumacher	15 / 310.82	20.72	17.12
6	8	F2	Terry Dickinson	2009	Yokomo	13 / 321.50	24.73	19.26
7	5	F2	Scott Stokes	2009	Xray	10 / 207.30	20.73	17.21
8	1	F1	Ian Cairns	2009	Schumacher	2 / 32.44	16.22	22.95
9	7		Spencer Stokoe	V09	Team Magic	2 / 37.18	18.59	22.31

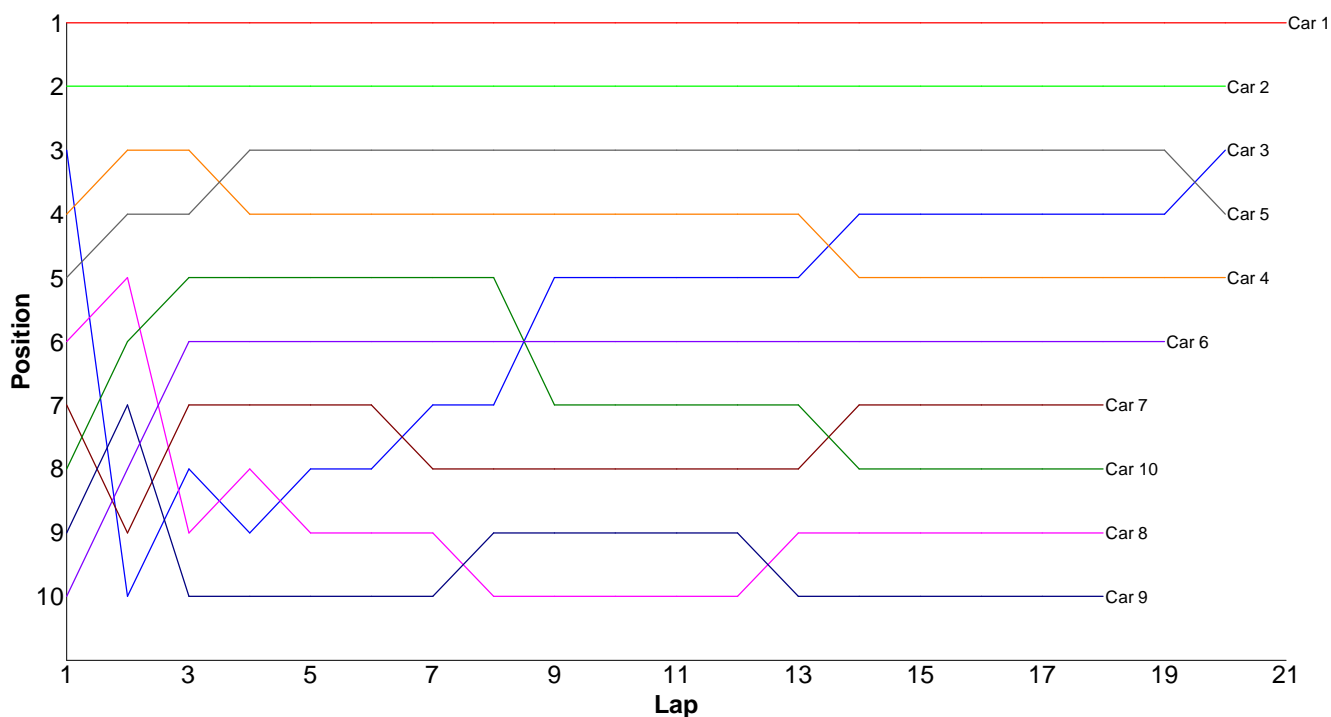
Lap	Car 1	Car 2	Car 3	Car 4	Car 5	Car 6	Car 7	Car 8	Car 9
1	9.49	13.06	14.08	15.92	16.62	12.25	14.87	14.39	14.22
2	22.95	17.78	25.77	18.60	17.78	17.12	22.31	19.39	22.58
3		18.30	18.90	25.42	31.05	21.90		30.49	36.42
4		17.07	17.82	17.47	23.66	17.33		29.48	19.05
5		17.18	20.06	18.06	17.21	17.16		25.40	18.01
6		16.97	25.05	21.10	17.76	17.00		20.39	17.41
7		16.92	17.67	17.82	17.60	17.44		20.82	18.34
8		17.86	18.38	17.23	17.21	17.13		19.26	17.12
9		16.73	19.27	16.66	23.51	18.25		25.64	20.70
10		17.25	17.40	16.92	24.90	17.28		29.47	30.57
11		16.69	17.78	17.69		17.31		27.35	18.95
12		17.58	17.32	17.67		17.79		36.77	19.74
13		18.98	17.59	16.74		17.31		22.65	17.21
14		16.76	17.31	17.81		16.93			22.95
15		17.52	17.94	17.27		17.21			17.55
16		16.73	18.11	17.71		17.15			
17		19.11		17.11		18.11			
18		16.71				16.88			
19									



13.5 / 23T - A Final

Pos	Car	Form	Name	Member Type	Car Make	Result	Ave	Best
1	1	F2	Ben Cane	2009	Schumacher	21 / 313.57	14.93	14.89
2	2	F1	Kieran Clift (J)	2009	Schumacher	20 / 309.68	15.48	15.03
=3	3	F1	Scott Hauser	2009	Schumacher	20 / 309.83	15.49	14.78
=3	5	F1	David Clift	2009		20 / 309.83	15.49	15.18
5	4	F1	Anthony Pedder	2009	Schumacher	20 / 314.86	15.74	15.41
6	6	F2	James Davis	2009	Tamiya	19 / 305.55	16.08	15.70
7	7		Kevin Sturt	V09	Team Magic	18 / 300.26	16.68	16.51
8	10	F2	Craig Murrell (J)	2009	Schumacher	18 / 303.99	16.88	16.04
9	8	F1	Kevin Bissell	2009	Xray	18 / 304.63	16.92	16.01
10	9	F2	Adrian Morrish	2009	Schumacher	18 / 307.72	17.09	15.98

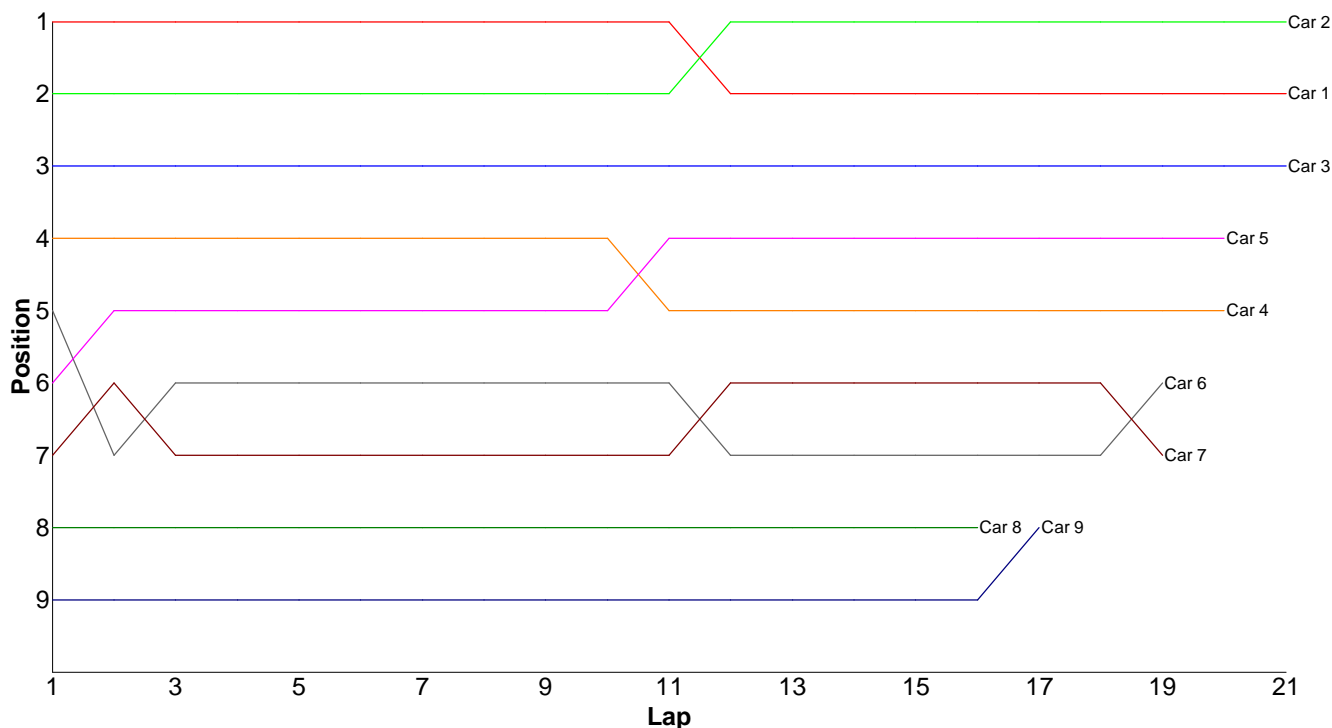
Lap	Car 1	Car 2	Car 3	Car 4	Car 5	Car 6	Car 7	Car 8	Car 9	Car 10
1	8.28	8.73	8.99	9.76	9.95	12.41	11.59	11.13	11.93	11.74
2	14.89	15.31	20.47	15.67	15.83	16.56	17.73	16.01	16.77	16.57
3	15.04	15.13	17.50	15.41	15.18	17.31	17.50	20.91	24.37	16.54
4	15.14	15.03	18.44	15.65	15.48	15.94	16.67	17.21	17.68	16.11
5	15.17	15.23	15.89	15.67	15.32	15.70	16.55	16.05	15.98	16.32
6	15.11	15.28	15.87	15.59	15.56	16.37	16.51	21.48	16.63	16.04
7	15.21	15.11	14.92	15.83	15.87	15.83	16.95	16.54	16.40	16.36
8	15.14	15.16	14.78	16.00	15.63	16.68	16.75	18.43	16.80	16.89
9	15.37	15.35	15.32	17.29	15.86	16.20	16.97	16.06	16.56	17.96
10	15.24	15.33	15.07	16.06	15.61	15.72	16.92	16.14	16.09	17.99
11	16.06	15.40	14.94	18.28	15.98	15.77	16.56	16.26	16.21	17.97
12	15.16	15.13	15.26	15.63	15.87	15.79	16.99	16.06	16.35	16.53
13	15.10	15.60	15.09	15.51	15.94	16.38	16.96	16.59	18.15	16.37
14	15.15	15.58	15.54	16.85	15.66	15.85	16.91	17.06	16.95	19.17
15	15.19	15.43	15.42	15.68	16.15	16.20	16.63	16.88	16.55	19.36
16	15.22	15.38	15.22	15.86	15.95	16.01	17.01	16.51	16.18	17.31
17	15.15	16.25	15.14	15.86	15.72	18.30	18.03	19.00	21.76	17.95
18	15.53	18.41	15.28	16.29	16.37	16.35	17.03	16.31	16.36	16.81
19	15.36	17.88	15.19	15.94	15.85	16.18				
20	15.37	18.96	15.50	16.03	16.05					
21	15.69									
22										



10.5 / 19T - A Final

Pos	Car	Form	Name	Member Type	Car Make	Result	Ave	Best
1	2	F1	Ori Sohachevsky	2009	Schumacher	21 / 306.09	14.57	14.36
2	1	F1	John Zottl	2009	Xray	21 / 307.15	14.62	14.49
3	3	F1	Jamie Vassallo	2009	Schumacher	21 / 309.44	14.73	14.49
4	5	F1	Brian Killick	2009	Xray	20 / 307.80	15.39	15.03
5	4	F2	David Johnson	2009	Schumacher	20 / 313.10	15.65	15.27
6	6	F1	Nick Adams	2009	Schumacher	19 / 310.39	16.33	14.84
7	7	F2	Neil Talbot	2009	Xray	19 / 311.49	16.39	15.34
8	9		Chris Slevin	2009	Xray	17 / 303.75	17.86	16.97
9	8	F2	Stephen Mills	2009	Schumacher	16 / 265.21	16.57	15.80

Lap	Car 1	Car 2	Car 3	Car 4	Car 5	Car 6	Car 7	Car 8	Car 9
1	8.48	8.67	9.09	9.48	10.22	10.06	10.78	12.11	13.07
2	14.49	15.03	15.83	15.76	16.04	16.90	16.05	16.79	17.59
3	14.61	14.58	14.86	15.63	15.51	16.62	17.05	17.49	17.69
4	14.58	14.88	14.49	15.46	15.03	14.94	15.45	16.75	17.01
5	14.57	14.90	14.87	15.51	16.83	15.31	20.09	17.09	17.13
6	14.54	15.01	14.84	15.42	15.42	19.47	17.47	17.08	18.88
7	14.84	14.75	14.94	15.27	15.09	15.37	16.12	17.42	17.45
8	14.72	14.91	14.78	15.98	15.52	15.63	17.40	16.45	17.84
9	14.80	14.36	14.98	15.56	15.40	14.84	16.34	16.02	18.14
10	14.84	14.58	14.77	15.47	15.49	15.12	15.34	17.89	21.18
11	14.91	14.67	14.94	19.22	15.36	22.76	15.63	15.80	19.95
12	17.34	15.09	14.88	16.01	15.33	17.09	16.29	17.03	21.73
13	14.88	14.75	14.99	16.65	15.38	19.12	17.38	16.90	17.74
14	14.72	14.88	15.06	15.43	15.85	17.50	16.24	17.77	17.25
15	14.85	14.72	15.14	17.34	15.59	15.60	15.86	16.19	17.02
16	14.96	15.70	15.21	15.99	15.52	15.99	17.46	16.43	16.97
17	14.84	15.17	15.41	15.58	15.98	16.67	17.26		17.11
18	14.95	15.09	15.16	15.88	15.56	15.71	16.08		
19	15.25	14.90	15.36	15.72	16.02	15.69	17.20		
20	14.87	14.76	14.80	15.74	16.66				
21	15.11	14.69	15.04						
22									



Modified - A Final

Pos	Car	Form	Name	Member Type	Car Make	Result	Ave	Best
1	1	F1	Glen Westwood	2009	Xray	22 / 310.92	14.13	13.81
2	2		Jay Westwood	2009	Schumacher	22 / 312.91	14.22	13.85
3	3		MatthewQuinlisk	2009	Schumacher	20 / 300.59	15.02	14.56
4	4		Tony Foster	2009	Xray	20 / 312.17	15.60	15.04
5	5		Darren Potter	V09	Team Magic	18 / 291.65	16.20	15.31
6	6		Marcus Askell	V09	Team Magic	16 / 263.44	16.46	15.25

Lap	Car 1	Car 2	Car 3	Car 4	Car 5	Car 6
1	7.87	8.35	8.94	9.18	9.60	9.73
2	14.03	14.05	14.67	15.83	16.19	15.82
3	13.81	13.85	14.80	16.60	15.59	15.49
4	14.08	13.91	15.07	15.42	15.43	15.53
5	14.55	14.28	14.88	15.72	18.40	17.52
6	14.03	14.19	14.56	15.16	15.63	15.64
7	14.11	13.96	14.79	15.06	15.31	15.71
8	14.74	15.01	14.67	15.20	17.01	15.25
9	15.45	14.89	14.76	15.04	16.09	16.87
10	14.32	14.15	16.79	15.49	15.87	16.02
11	14.19	14.78	15.33	20.07	16.66	20.60
12	14.41	14.90	15.71	15.64	16.44	15.77
13	14.50	14.75	16.06	15.59	16.36	15.84
14	14.46	14.65	16.25	15.67	16.35	21.64
15	14.50	14.40	15.32	17.28	16.44	18.60
16	14.57	14.41	15.78	15.56	17.31	17.41
17	14.50	15.96	15.92	16.16	20.27	
18	14.77	14.48	16.29	15.70	16.70	
19	14.61	14.61	15.00	15.86		
20	14.46	14.36	15.00	15.94		
21	14.59	14.61				
22	14.37	14.36				
23						

