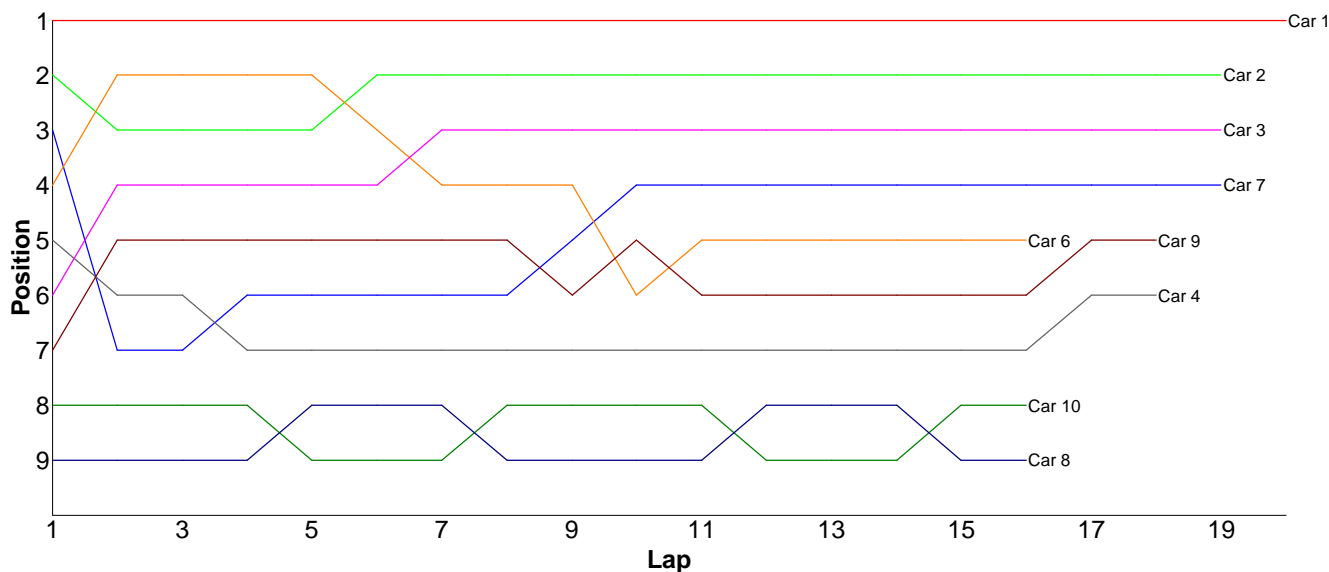


# Race Results

## Stock - B Final Leg 1

Pos	Car	Form	Name	Member Type	Car Make	Result	Ave	Best
1	1		Kevin Bissell			20 / 315.18	15.75	15.70
2	2		Jordan Barnes			19 / 302.22	15.90	15.83
3	3		Adrian Webb			19 / 305.61	16.08	15.86
4	7		Mason Sadler			19 / 308.77	16.25	15.62
5	9		Roy Crowson			18 / 300.98	16.72	16.33
6	4		Kris Kennedy			18 / 301.53	16.75	16.07
7	6		Neil Cooper			16 / 263.14	16.44	15.28
8	10		Matt Book			16 / 314.18	19.63	17.89
9	8		Paul Barnes			16 / 319.27	19.95	16.48
10	5		Tim Walden			0 / 0.00	0.00	0.00

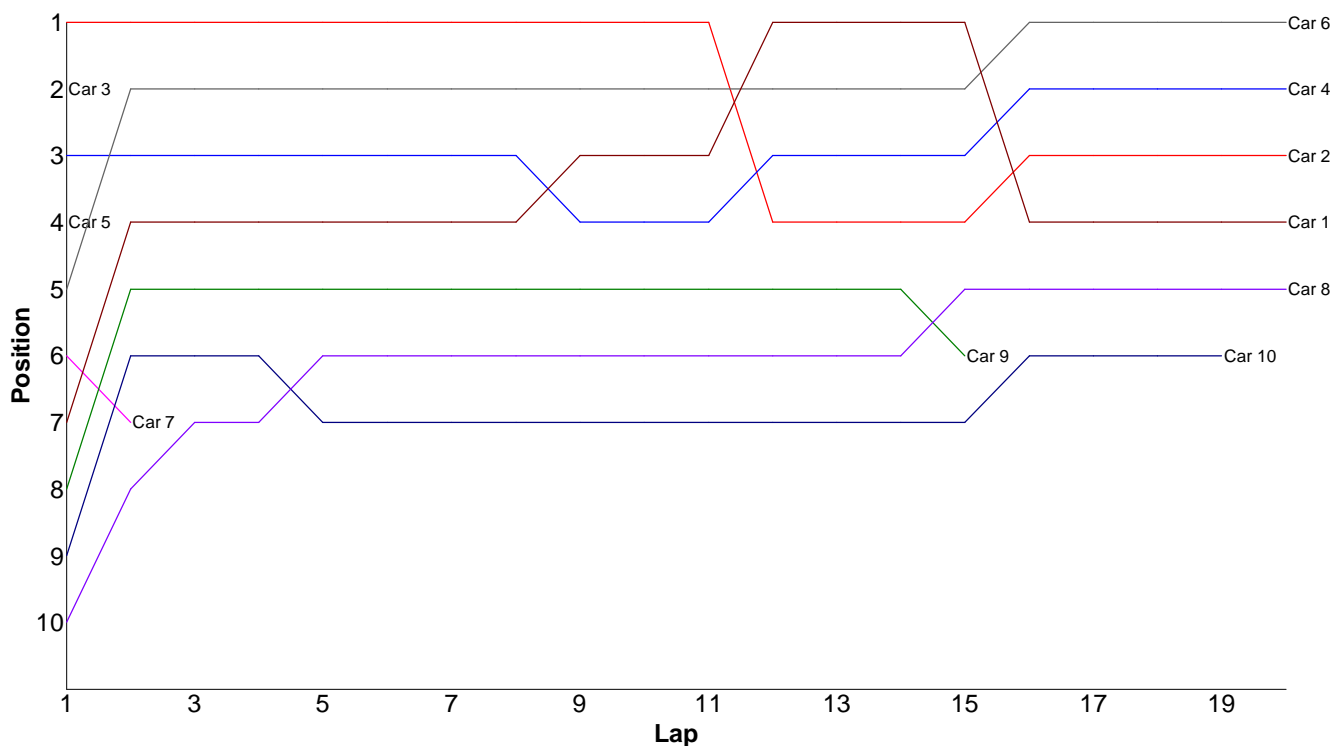
Lap	Car 1	Car 2	Car 3	Car 4	Car 5	Car 6	Car 7	Car 8	Car 9	Car 10
1	8.92	9.40	10.78	10.65		10.10	10.02	14.91	11.50	13.24
2	16.10	17.47	17.01	23.48		16.02	25.89	31.67	17.35	25.93
3	16.50	16.18	16.45	16.63		15.82	15.62	17.03	16.80	20.41
4	15.92	15.83	18.05	17.13		16.15	16.16	17.20	17.25	18.11
5	15.70	16.10	16.22	16.30		15.28	15.84	17.29	16.82	20.92
6	16.12	16.20	16.40	16.07		18.96	15.69	19.47	16.42	19.38
7	15.81	16.07	16.55	16.76		21.02	17.28	16.48	17.31	18.19
8	15.87	16.65	16.16	17.29		17.41	15.85	21.32	17.87	18.70
9	15.84	16.25	16.13	17.70		15.77	15.74	21.96	17.34	17.89
10	16.12	16.54	15.99	16.44		20.29	15.76	16.72	17.96	19.40
11	16.08	16.22	16.59	17.18		15.58	15.65	17.70	17.41	18.06
12	15.88	16.00	16.16	17.24		15.93	15.62	17.07	17.35	27.90
13	16.31	16.00	15.86	16.64		15.55	15.86	25.73	16.82	19.60
14	16.17	16.10	15.86	16.71		15.40	16.59	18.16	16.78	20.05
15	16.33	16.22	16.10	16.32		17.23	15.71	25.10	16.60	18.04
16	16.32	16.18	16.72	16.14		16.63	15.79	21.46	16.63	18.36
17	16.17	16.11	16.34	16.28			17.99		16.44	
18	16.33	16.35	16.25	16.57			15.78		16.33	
19	16.44	16.35	15.99				15.93			
20	16.25									
21										



# Stock - A Final Leg 1

Pos	Car	Form	Name	Member Type	Car Make	Result	Ave	Best
1	6		Kieran Clift			20 / 304.79	15.23	15.19
2	4		Scott Hauser			20 / 305.79	15.28	15.12
3	2		Joe Jenyavanija			20 / 307.11	15.35	14.80
4	1		Ben Cane			20 / 308.55	15.42	15.00
5	8		Matt Butcher			20 / 310.24	15.51	15.25
6	10		Adrian Morrish			19 / 312.44	16.44	15.92
7	9		Dain Gayler			15 / 236.55	15.77	15.18
8	7		David Clift			2 / 29.67	14.83	19.39
9	3		Remo Casadei			1 / 9.10	9.10	0.00
10	5		Rob Baxter			1 / 9.53	9.53	0.00

Lap	Car 1	Car 2	Car 3	Car 4	Car 5	Car 6	Car 7	Car 8	Car 9	Car 10
1	11.05	8.97	9.10	9.34	9.53	9.76	10.28	14.80	11.23	11.87
2	16.17	15.00		17.03		15.53	19.39	15.58	16.36	16.55
3	15.32	14.80		15.37		15.27		15.94	16.29	16.54
4	15.40	15.12		15.12		15.41		15.51	15.91	16.25
5	15.15	15.10		15.24		15.24		15.32	15.57	16.38
6	15.04	15.36		15.24		15.19		15.28	15.50	15.94
7	15.27	15.27		15.61		15.35		15.34	15.18	15.96
8	15.09	15.49		15.31		15.37		15.39	15.50	15.92
9	15.16	15.25		16.16		15.32		15.40	15.55	15.93
10	15.00	15.29		15.42		15.53		15.33	15.74	23.62
11	15.04	15.44		15.62		15.30		15.46	15.61	16.63
12	15.14	21.19		15.73		15.64		15.39	15.47	16.78
13	15.11	15.70		15.52		15.71		15.49	15.95	16.03
14	15.07	15.56		15.42		15.38		15.28	15.46	16.22
15	15.20	15.44		15.42		15.79		16.79	21.23	16.25
16	21.58	15.68		15.57		15.97		15.25		16.56
17	16.61	15.61		15.30		15.86		15.51		16.49
18	15.59	15.53		15.40		15.88		15.69		16.20
19	15.30	15.82		16.24		15.47		15.84		16.32
20	15.26	15.49		15.73		15.82		15.65		
21										

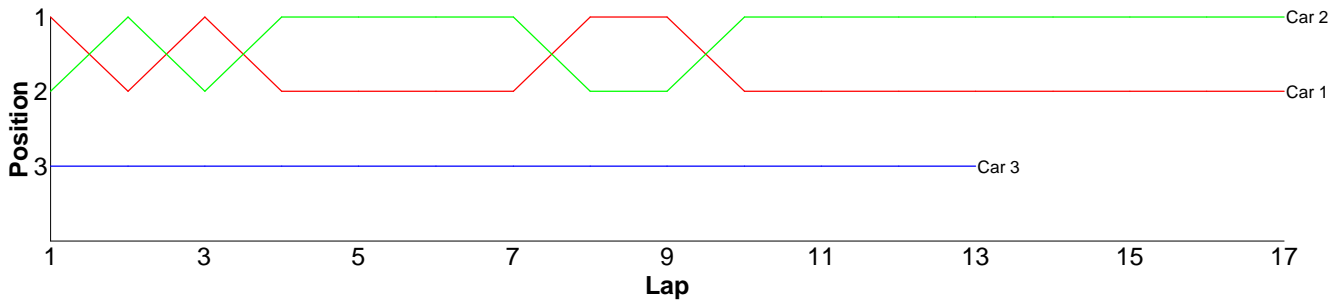


# Pro-Stock - D Final Leg 1

Pos	Car	Form	Name	Class	Member Type	Car Make	Result	Ave	Bes
1	2		Judy Walker	Pro-Stock			17 / 302.13	17.77	16.70
2	1		Mike Fahy	Pro-Stock			17 / 307.20	18.07	17.02
3	3		Elliot Thorp	Pro-Stock			13 / 300.23	23.09	18.91
4	4		Chris Graco	Stock			0 / 0.00	0.00	0.00

**Lap Car 1 Car 2 Car 3 Car 4**

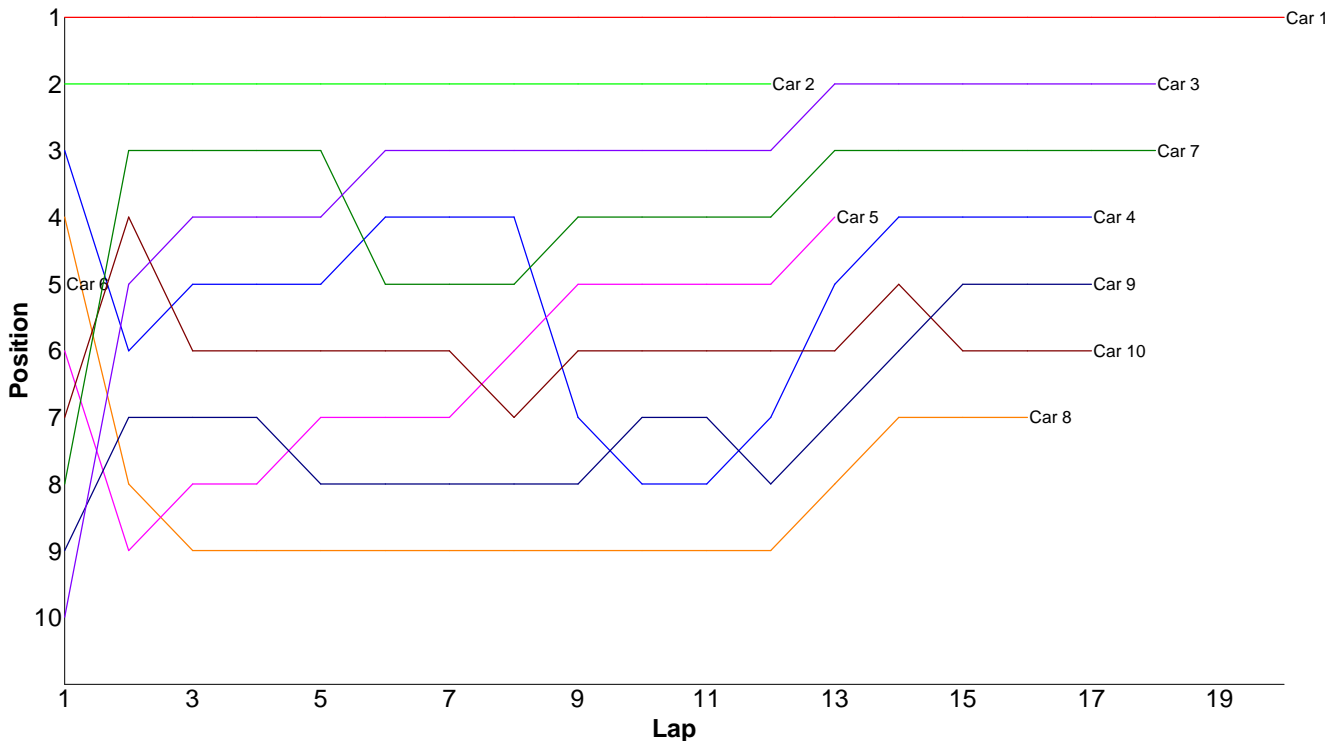
1	9.22	10.02	10.85	
2	18.63	17.47	21.35	
3	19.71	21.42	30.82	
4	19.21	17.00	18.91	
5	18.53	17.29	26.72	
6	17.02	17.77	20.88	
7	17.17	17.27	21.29	
8	19.77	22.96	22.31	
9	18.42	17.60	22.17	
10	22.94	20.32	35.15	
11	19.65	17.22	26.17	
12	17.55	18.54	21.98	
13	17.36	16.70	21.63	
14	17.14	17.48		
15	17.71	18.18		
16	17.07	18.03		
17	20.10	16.86		
18				



# Pro-Stock - C Final Leg 1

Pos	Car	Form	Name	Member Type	Car Make	Result	Ave	Best
1	1		Mark Hancock			20 / 306.60	15.33	15.28
2	3		Andrew Hancock			18 / 300.25	16.68	16.04
3	7		Connor Curry			18 / 306.41	17.02	16.37
4	4		Ian Austen			17 / 303.56	17.85	15.73
5	9		Matthew Underwood			17 / 307.18	18.06	16.73
6	10		Shane Walker			17 / 310.00	18.23	16.55
7	8		Kyle Gardner			16 / 300.95	18.80	16.42
8	5		Darren Sullivan			13 / 231.29	17.79	16.03
9	2		Ben Clifton			12 / 190.30	15.85	15.72
10	6		David Fletcher			1 / 11.28	11.28	0.00

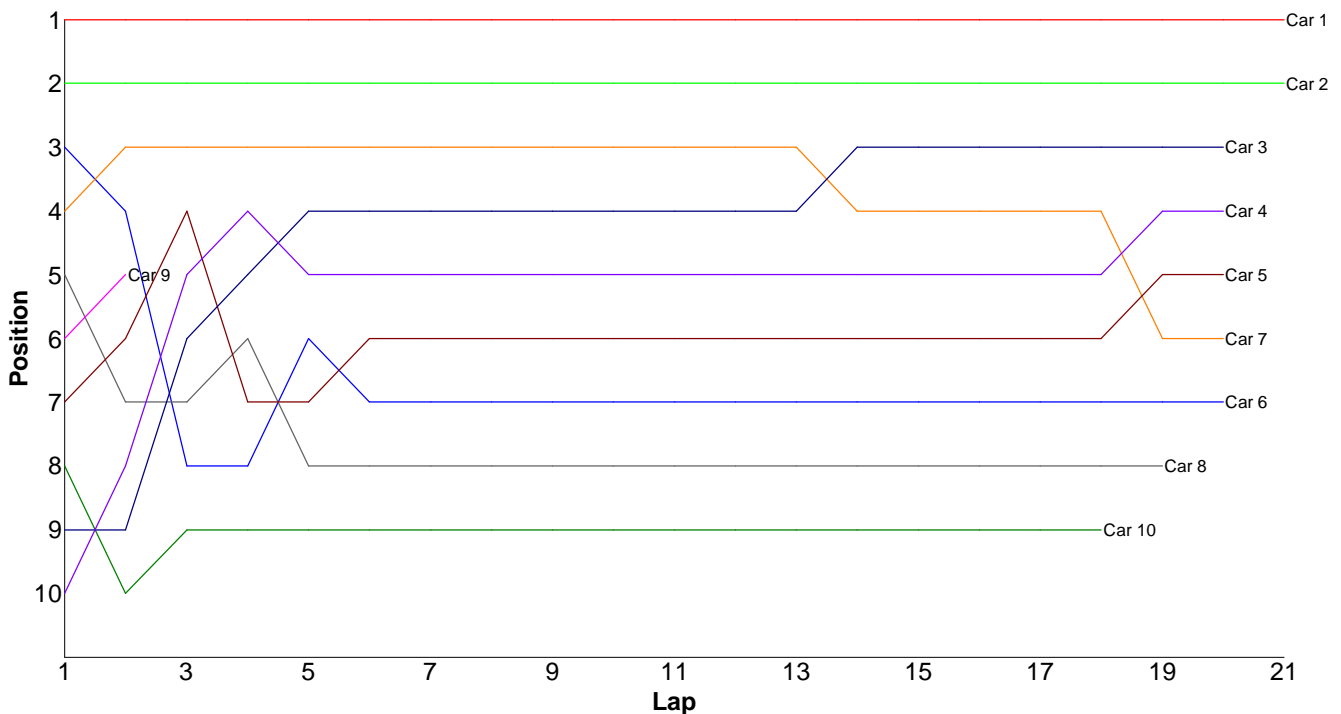
Lap	Car 1	Car 2	Car 3	Car 4	Car 5	Car 6	Car 7	Car 8	Car 9	Car 10
1	8.98	10.09	14.80	10.70	11.72	11.28	13.26	11.06	14.59	12.79
2	15.28	15.72	16.40	21.42	26.67		16.81	24.01	19.16	18.21
3	15.39	16.10	19.07	19.87	18.62		16.92	24.54	19.32	21.78
4	15.36	16.29	16.60	16.34	16.06		17.47	29.10	17.21	17.14
5	15.51	16.00	16.66	15.91	16.08		17.85	17.27	22.15	17.76
6	15.90	18.71	16.34	15.73	17.32		20.96	18.98	17.66	17.02
7	15.48	16.34	16.22	16.43	16.03		16.37	16.43	17.26	16.55
8	15.45	16.27	16.09	15.96	16.19		18.36	16.49	22.61	24.69
9	15.76	16.43	16.42	34.99	21.15		18.08	17.13	17.84	18.04
10	16.05	16.21	17.41	20.83	16.83		16.63	20.26	16.88	17.82
11	16.05	16.12	16.80	16.52	16.05		16.89	16.47	17.95	19.46
12	15.59	16.02	16.61	15.90	16.33		16.53	17.58	18.66	17.76
13	15.86		16.04	16.37	22.24		16.60	18.30	17.18	18.21
14	15.49		16.92	16.61			16.52	18.01	16.99	17.88
15	15.52		18.29	15.90			16.85	16.42	16.74	17.44
16	15.64		16.75	17.51			16.83	18.90	16.73	18.59
17	15.75		16.48	16.57			16.76		18.25	18.86
18	15.74		16.35				16.72			
19	15.70									
20	16.10									
21										



# Pro-Stock - B Final Leg 1

Pos	Car	Form	Name	Member Type	Car Make	Result	Ave	Best
1	1		Tim Langdell			21 / 304.75	14.51	14.51
2	2		Dean Osbon			21 / 312.49	14.88	14.78
3	3		Jamie Vassallo			20 / 301.74	15.08	14.85
4	4		Ben Emery			20 / 306.00	15.30	14.95
5	5		Jason Faulkner			20 / 307.80	15.39	14.84
6	7		Martin Lawson			20 / 309.71	15.48	15.05
7	6		Tony Foster			20 / 312.08	15.60	15.23
8	8		Dave Johnson			19 / 307.05	16.16	15.03
9	10		Keith Jenkins			18 / 304.00	16.88	15.46
10	9		Daniel Goward			2 / 26.04	13.02	15.01

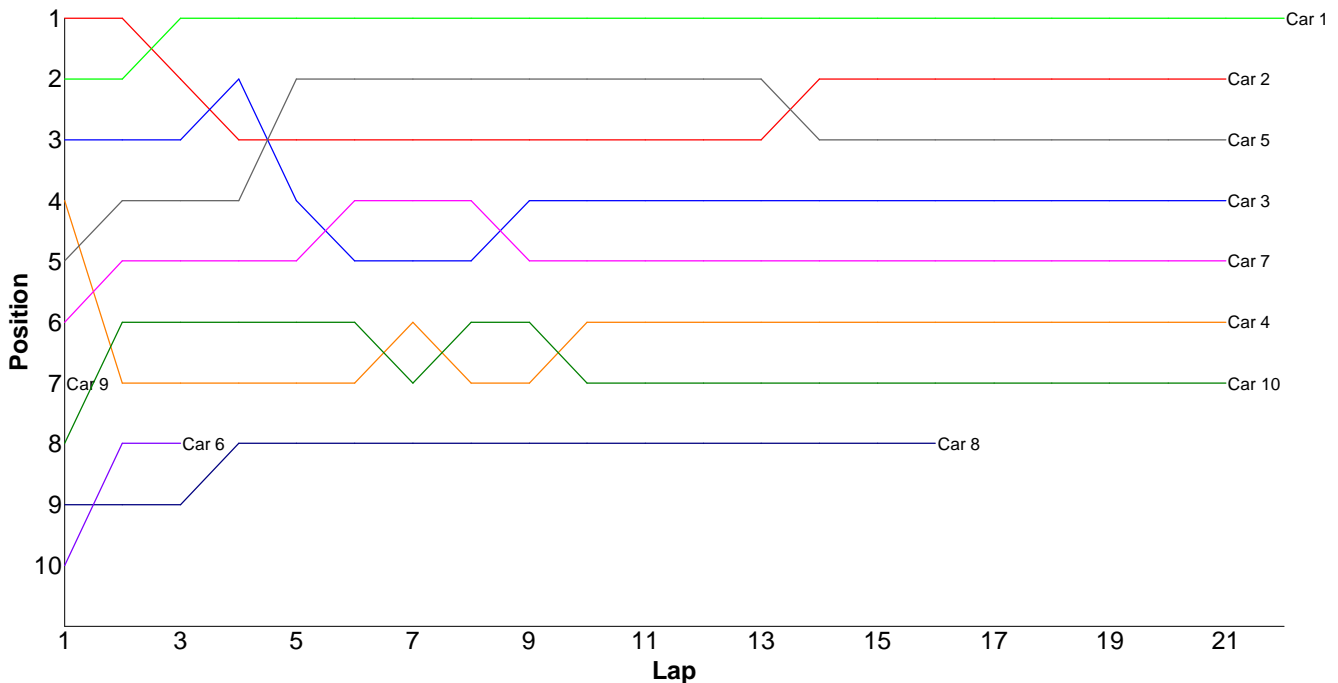
Lap	Car 1	Car 2	Car 3	Car 4	Car 5	Car 6	Car 7	Car 8	Car 9	Car 10
1	8.24	9.67	11.99	12.97	11.14	9.92	10.15	10.83	11.03	11.45
2	14.56	14.93	16.52	15.33	15.44	15.83	15.40	16.18	15.01	33.88
3	14.53	15.15	16.29	15.91	16.01	21.35	15.24	19.36		15.97
4	14.51	15.39	14.92	14.99	19.72	15.51	15.67	15.42		15.46
5	15.29	14.78	15.04	16.16	16.21	15.48	15.05	21.38		15.76
6	14.72	15.01	14.92	15.15	15.11	16.10	15.25	15.56		15.50
7	14.71	14.82	14.98	15.38	15.21	15.54	15.39	15.35		16.06
8	14.64	14.88	15.06	14.95	15.05	15.51	15.08	15.03		18.50
9	14.67	14.92	15.08	15.16	15.22	15.89	15.42	16.48		16.07
10	14.79	15.30	14.94	15.24	15.27	16.34	15.42	15.38		15.95
11	14.76	14.94	15.09	15.09	15.41	15.69	15.55	19.39		16.14
12	14.74	15.03	14.85	15.20	15.94	15.65	15.52	15.90		15.76
13	14.61	15.01	14.89	15.31	15.32	15.23	15.19	15.86		15.76
14	15.31	15.06	15.44	16.05	14.84	15.28	16.59	16.40		16.19
15	14.82	15.30	15.05	15.08	15.29	15.44	15.25	15.41		15.75
16	14.73	15.31	15.13	15.30	15.22	15.36	15.58	16.42		16.10
17	14.81	15.72	15.30	15.32	15.40	15.56	16.45	15.53		17.21
18	14.79	15.15	15.36	15.71	15.09	15.50	15.75	15.65		16.49
19	15.23	15.23	15.62	16.27	15.54	15.43	19.65	15.52		
20	15.20	15.31	15.27	15.43	15.37	15.47	16.11			
21	15.09	15.58								
22										



# Pro-Stock - A Final Leg 1

Pos	Car	Form	Name	Member Type	Car Make	Result	Ave	Best
1	1		Sam Clifton			22 / 314.06	14.27	14.30
2	2		Sam Martin			21 / 301.43	14.35	14.36
3	5		Ori Sohachevsky			21 / 302.25	14.39	14.33
4	3		Mark Sadler			21 / 302.57	14.40	14.25
5	7		MatthewQuinlisk			21 / 306.07	14.57	14.56
6	4		Andy Low			21 / 310.49	14.78	14.46
7	10		Scott Morton			21 / 313.28	14.91	14.74
8	8		MatthewTuplin			16 / 306.53	19.15	14.28
9	6		Jordan Howe			3 / 55.89	18.63	18.38
10	9		Aaron Wearn			1 / 11.50	11.50	0.00

Lap	Car 1	Car 2	Car 3	Car 4	Car 5	Car 6	Car 7	Car 8	Car 9	Car 10
1	8.58	8.43	8.89	9.26	9.43	17.67	9.82	15.41	11.50	11.76
2	14.65	14.66	14.67	19.02	14.62	18.38	14.69	85.25		15.69
3	14.41	14.79	14.55	14.59	14.59	19.84	14.56	14.99		14.93
4	14.52	14.89	14.61	14.46	14.37		14.60	15.07		14.83
5	14.30	15.56	15.79	15.22	15.00		15.03	14.89		14.94
6	14.40	14.39	15.50	14.69	14.44		15.15	14.75		14.93
7	14.51	14.66	14.78	14.97	14.59		14.66	14.40		15.23
8	14.47	14.49	14.51	16.16	14.50		14.66	14.99		15.81
9	14.45	14.47	14.75	14.70	14.51		15.07	14.71		14.81
10	14.68	14.41	14.25	14.73	14.37		14.82	14.28		15.23
11	14.53	14.36	14.64	15.10	14.33		14.72	14.60		14.93
12	14.59	14.43	14.42	14.62	14.47		14.81	14.48		15.04
13	14.32	14.61	14.37	14.70	14.80		14.75	14.70		14.93
14	14.85	14.70	14.59	14.70	15.27		14.66	14.73		14.74
15	14.56	14.46	14.39	14.87	14.33		14.85	14.73		15.01
16	14.45	14.90	14.59	14.62	14.87		14.76	14.55		14.97
17	14.70	14.73	14.71	14.63	14.89		14.82			15.26
18	14.66	14.61	14.38	14.48	14.58		14.86			15.01
19	14.50	14.56	14.63	14.65	14.58		15.00			15.06
20	14.50	14.60	14.79	14.50	14.94		14.86			15.07
21	14.61	14.72	14.76	15.82	14.77		14.92			15.10
22	14.82									
23										

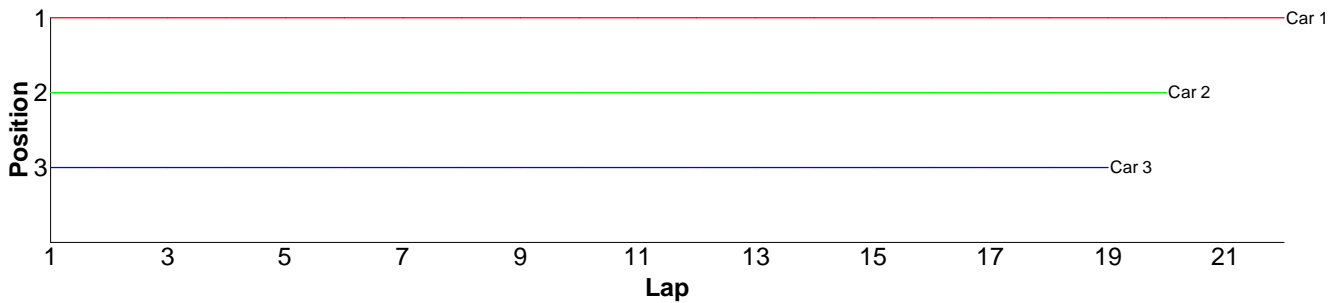


## Modified - A Final Leg 1

Pos	Car	Form	Name	Member Type	Car Make	Result	Ave	Best
1	1		James Hart			22 / 301.19	13.69	13.64
2	2		Tim Tims			20 / 301.90	15.09	14.92
3	3		Timothy Hamm			19 / 316.10	16.63	14.96

### Lap Car 1 Car 2 Car 3

1	7.86	9.10	9.28
2	13.75	19.61	22.95
3	13.64	15.94	18.02
4	13.73	14.99	16.29
5	13.95	15.10	15.29
6	13.90	15.11	14.96
7	13.93	15.22	15.55
8	13.99	15.54	21.64
9	13.79	15.11	17.71
10	13.89	15.18	15.23
11	14.06	15.00	15.45
12	13.99	15.04	14.98
13	14.37	14.92	20.22
14	13.95	15.11	16.10
15	13.95	15.08	15.01
16	13.78	15.23	15.71
17	14.01	15.32	15.38
18	13.92	15.35	19.76
19	13.91	14.97	16.57
20	13.90	14.98	
21	14.22		
22	14.70		
23			



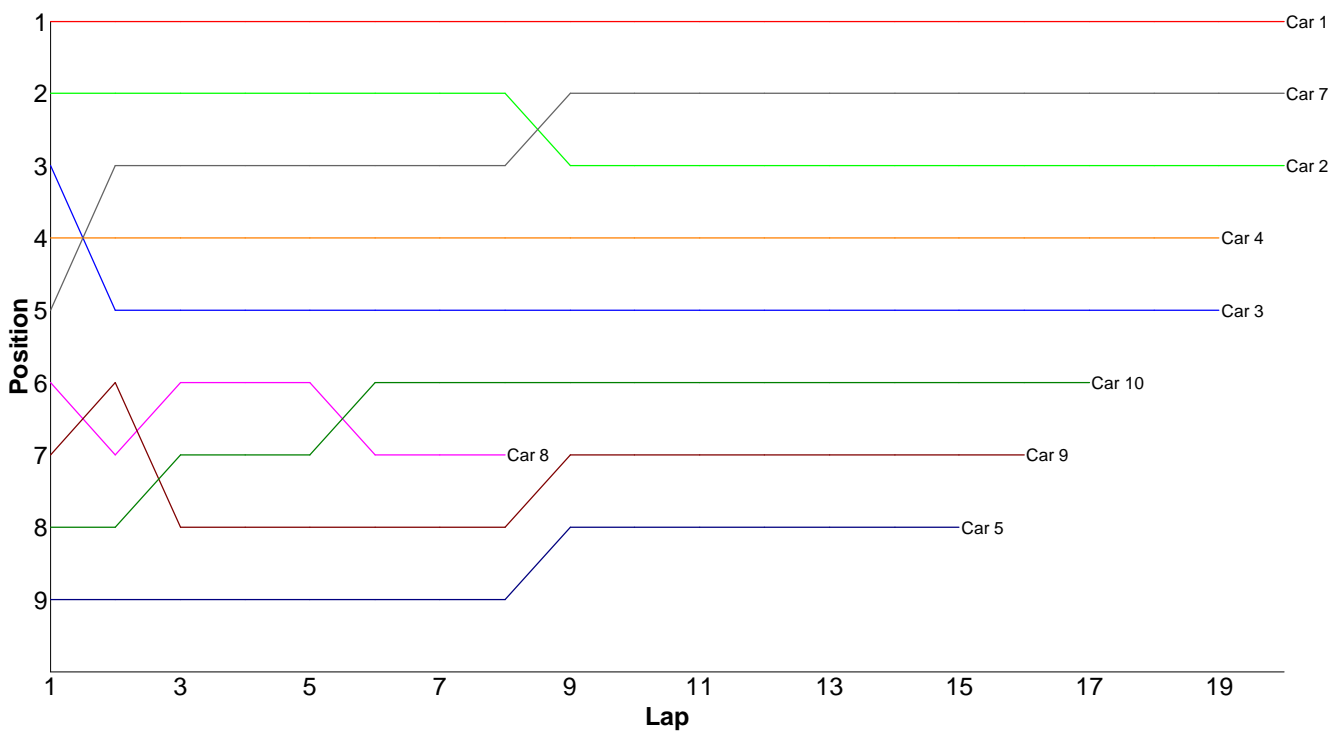
## Stock - B Final Leg 2

Pos	Car	Form	Name	Member Type	Car Make	Result	Ave	Best
1	1		Kevin Bissell			20 / 309.40	15.47	15.56
2	7		Mason Sadler			20 / 311.88	15.59	15.34
3	2		Jordan Barnes			20 / 314.22	15.71	15.58
4	4		Kris Kennedy			19 / 303.64	15.98	15.92
5	3		Adrian Webb			19 / 305.29	16.06	15.95
6	10		Matt Book			17 / 309.00	18.17	17.09
7	9		Roy Crowson			16 / 302.10	18.88	17.36
8	5		Tim Walden			15 / 315.63	21.04	15.87
9	8		Paul Barnes			8 / 154.20	19.27	16.79
10	6		Neil Cooper			0 / 0.00	0.00	0.00

### Lap Car 1 Car 2 Car 3 Car 4 Car 5 Car 6 Car 7 Car 8 Car 9 Car 10

1	8.89	9.11	9.84	10.48	75.20		10.67	11.20	11.55	14.28
---	------	------	------	-------	-------	--	-------	-------	-------	-------

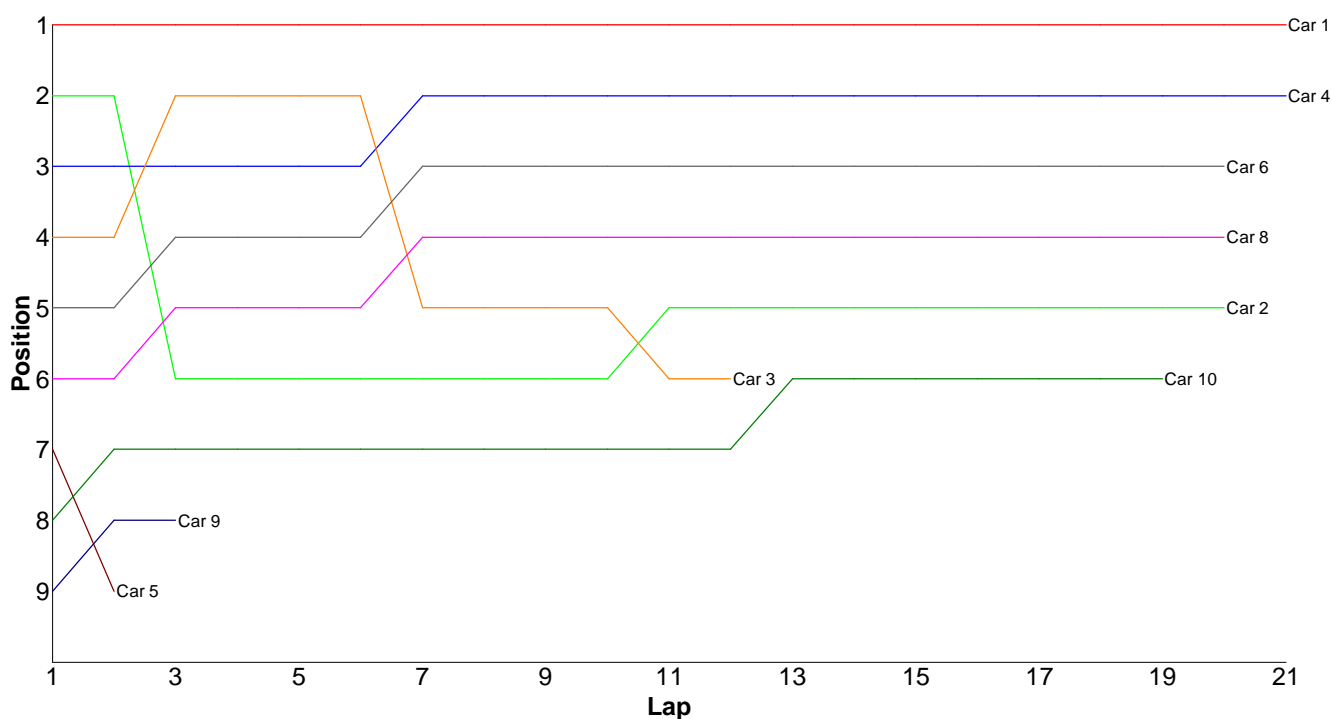
2	15.66	15.75	18.17	16.83	19.27	15.83	18.56	17.79	19.73
3	15.86	16.04	16.35	16.18	16.36	15.35	21.38	25.14	18.16
4	15.56	15.91	16.00	16.42	17.34	15.34	16.94	20.24	17.64
5	15.74	15.58	17.00	16.07	16.77	15.43	22.29	26.15	21.35
6	15.58	15.59	16.24	16.23	16.06	15.91	24.01	19.98	18.52
7	15.76	15.58	16.21	16.35	15.87	15.56	16.79	18.98	18.36
8	15.71	15.97	16.10	15.92	16.80	15.70	23.03	18.29	18.39
9	15.72	16.30	17.67	16.35	23.70	15.77		18.45	17.74
10	15.78	15.83	16.18	16.17	16.12	15.67		17.74	17.68
11	16.19	16.41	16.37	15.98	16.39	15.99		17.61	19.95
12	16.03	15.84	16.21	16.26	16.37	15.49		17.71	17.74
13	15.86	15.93	15.99	16.27	16.72	15.74		19.11	17.46
14	15.89	16.57	16.20	16.53	16.53	16.13		17.36	17.09
15	15.74	15.81	16.14	16.06	16.13	15.72		18.27	19.49
16	15.66	15.87	15.95	16.39		15.67		17.73	17.96
17	15.71	16.60	16.19	16.13		15.76			17.46
18	15.98	17.63	16.21	16.80		17.60			
19	15.85	16.12	16.27	16.22		16.05			
20	16.23	15.78				16.50			
21									



# Stock - A Final Leg 2

Pos	Car	Form	Name	Member Type	Car Make	Result	Ave	Best
1	1		Ben Cane			21 / 307.53	14.64	14.77
2	4		Scott Hauser			21 / 313.29	14.91	14.75
3	6		Kieran Clift			20 / 303.42	15.17	15.07
4	8		Matt Butcher			20 / 304.16	15.20	15.09
5	2		Joe Jenyavanija			20 / 307.86	15.39	15.18
6	10		Adrian Morrish			19 / 305.52	16.08	15.58
7	3		Remo Casadei			12 / 182.77	15.23	14.93
8	9		Dain Gayler			3 / 53.76	17.92	19.47
9	5		Rob Baxter			2 / 35.55	17.77	23.17
10	7		David Clift			0 / 0.00	0.00	0.00

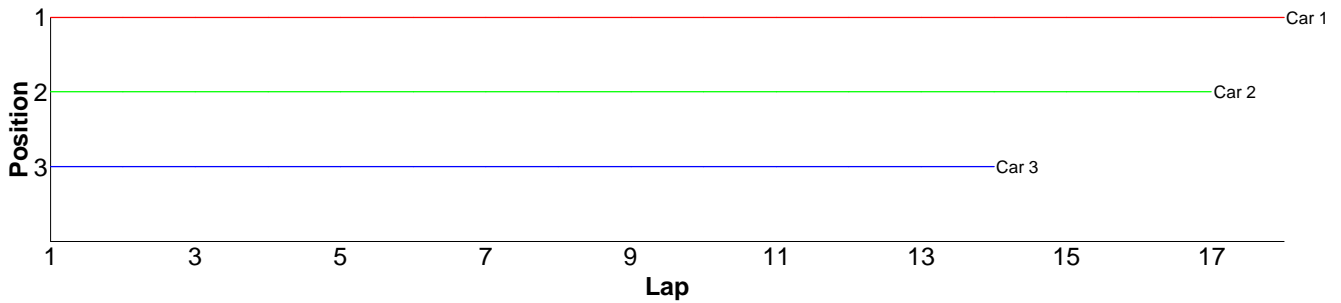
Lap	Car 1	Car 2	Car 3	Car 4	Car 5	Car 6	Car 7	Car 8	Car 9	Car 10
1	8.08	8.76	9.35	9.22	12.38	9.86		11.12	13.98	12.58
2	15.06	15.21	15.26	15.01	23.17	15.51		16.05	19.47	16.37
3	14.84	19.92	15.03	15.97		15.07		15.28	20.31	15.96
4	14.89	15.18	14.93	14.95		15.65		15.22		15.67
5	14.88	15.27	14.96	14.75		15.41		15.35		16.00
6	15.03	15.30	15.54	15.37		15.34		15.35		16.53
7	15.18	15.37	19.17	14.91		15.63		15.31		15.73
8	15.04	15.43	15.42	14.91		15.42		15.30		15.76
9	14.92	15.60	15.08	14.81		15.56		15.67		15.58
10	14.86	15.51	16.15	15.67		15.24		15.67		16.02
11	14.97	15.46	16.55	15.64		15.61		15.57		15.89
12	15.24	15.50	15.33	15.15		15.44		15.30		16.94
13	14.96	15.51		15.30		15.25		15.34		18.41
14	14.90	15.65		15.27		15.39		15.44		16.65
15	14.80	15.67		15.27		15.41		15.46		16.28
16	15.06	15.54		15.03		15.54		15.09		15.93
17	14.88	15.75		15.42		15.52		15.31		16.50
18	14.97	15.49		15.17		15.71		15.27		16.59
19	15.03	15.48		15.28		15.47		15.49		16.13
20	14.77	16.26		15.15		15.39		15.57		
21	15.17			15.04						
22										



# Pro-Stock - D Final Leg 2

Pos	Car	Form	Name	Class	Member Type	Car Make	Result	Ave	Bes
1	1		Mike Fahy	Pro-Stock			18 / 320.26	17.79	16.67
2	2		Judy Walker	Pro-Stock			17 / 300.06	17.65	16.52
3	3		Elliot Thorp	Pro-Stock			14 / 297.51	21.25	18.60
4	4		Chris Graco	Stock			0 / 0.00	0.00	0.00

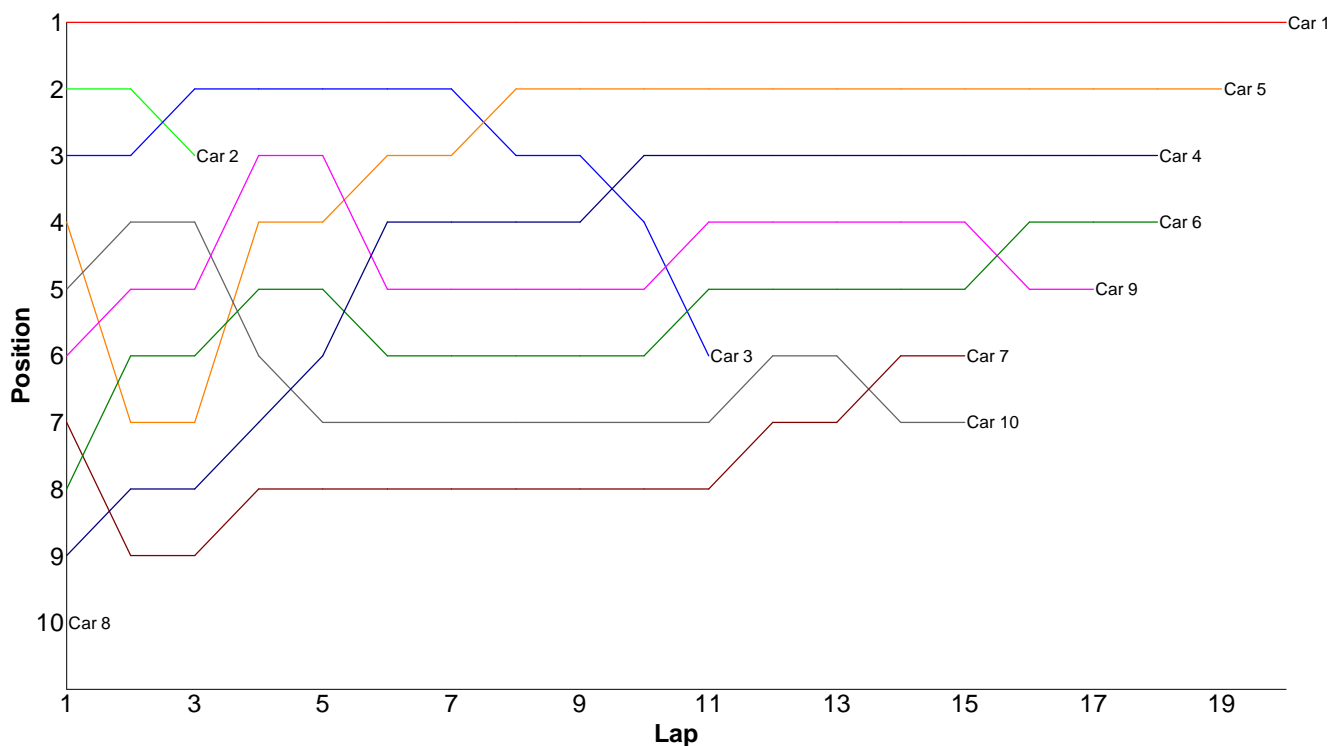
Lap	Car 1	Car 2	Car 3	Car 4
1	9.12	9.83	14.58	
2	16.89	18.46	21.08	
3	17.61	22.19	23.03	
4	17.07	16.87	20.64	
5	17.49	21.55	23.93	
6	17.61	19.07	29.36	
7	17.16	18.14	22.16	
8	17.42	16.64	20.05	
9	18.71	16.84	24.87	
10	16.67	16.59	18.60	
11	17.59	16.72	19.02	
12	17.02	16.52	20.10	
13	22.10	16.99	20.60	
14	17.89	17.13	19.49	
15	18.83	17.31		
16	17.67	20.76		
17	18.60	18.45		
18	24.81			
19				



# Pro-Stock - C Final Leg 2

Pos	Car	Form	Name	Member Type	Car Make	Result	Ave	Best
1	1		Mark Hancock			20 / 307.63	15.38	15.28
2	5		Darren Sullivan			19 / 308.88	16.25	15.35
3	4		Ian Austen			18 / 301.35	16.74	15.78
4	6		David Fletcher			18 / 315.25	17.51	16.65
5	9		Matthew Underwood			17 / 300.20	17.65	16.82
6	7		Connor Curry			15 / 305.01	20.33	16.75
7	10		Shane Walker			15 / 312.06	20.80	16.60
8	3		Andrew Hancock			11 / 194.15	17.65	15.97
9	2		Ben Clifton			3 / 45.93	15.31	15.67
10	8		Kyle Gardner			1 / 22.02	22.02	0.00

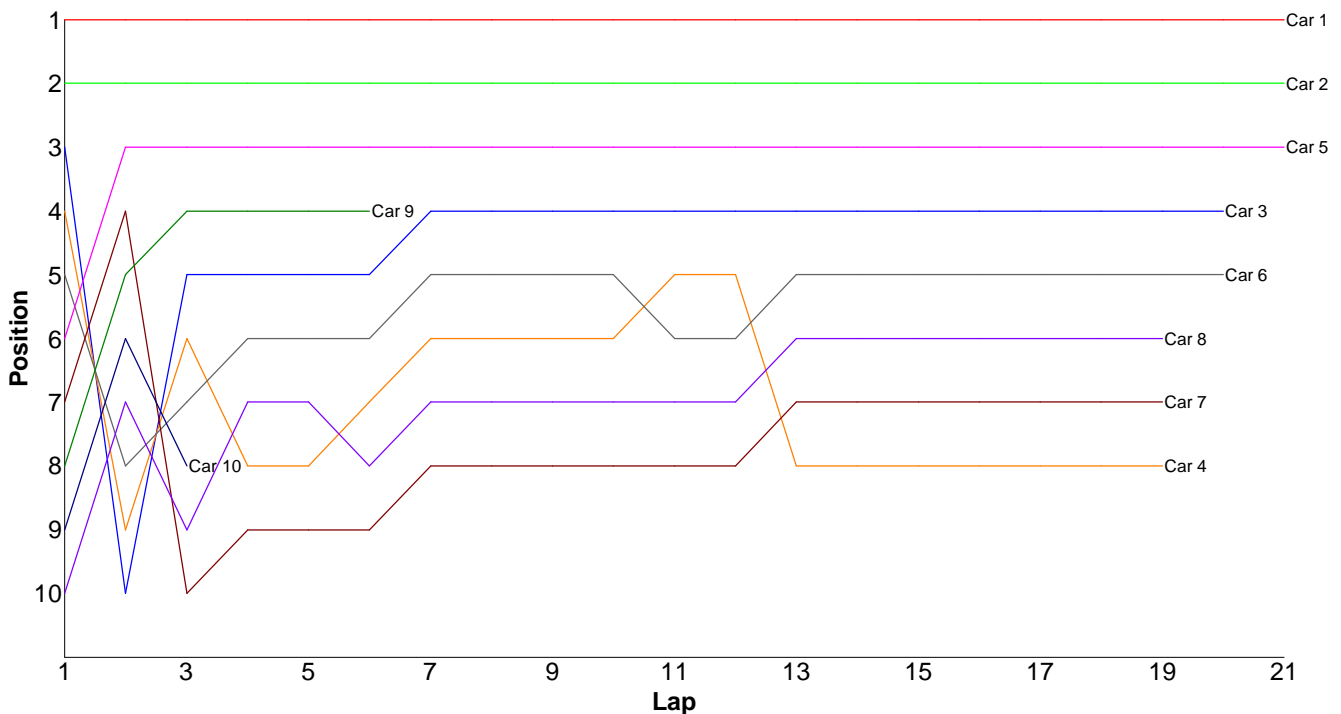
Lap	Car 1	Car 2	Car 3	Car 4	Car 5	Car 6	Car 7	Car 8	Car 9	Car 10
1	8.70	9.57	9.92	17.05	10.74	16.85	16.52	22.02	14.18	13.24
2	15.51	15.67	16.07	21.23	23.81	16.75	55.66		17.46	17.73
3	15.61	20.69	16.06	15.83	16.59	16.65	18.47		16.98	16.98
4	15.62		15.97	17.19	16.82	18.01	18.13		17.56	20.91
5	15.64		16.27	16.78	15.56	18.12	17.03		17.00	34.25
6	15.54		16.16	17.29	15.95	21.29	17.67		22.84	17.63
7	16.64		17.98	16.67	15.70	17.67	18.01		17.97	23.07
8	15.82		22.76	16.16	15.77	16.92	17.42		16.89	23.64
9	16.36		17.65	15.98	15.53	17.39	16.75		17.07	17.79
10	15.72		23.29	15.94	20.90	16.75	16.82		16.82	16.60
11	15.52		22.02	16.16	15.49	16.75	21.26		18.22	17.60
12	15.66			16.04	15.69	18.47	16.93		18.21	18.35
13	15.80			16.19	15.81	17.15	18.44		17.08	30.41
14	15.48			16.43	16.10	19.04	18.43		17.69	21.84
15	15.28			16.29	15.94	16.83	17.47		17.83	22.02
16	16.47			16.06	15.77	16.94			18.73	
17	15.56			15.78	15.35	16.83			17.67	
18	15.41			18.28	15.80	16.84				
19	15.50				15.56					
20	15.79									
21										



# Pro-Stock - B Final Leg 2

Pos	Car	Form	Name	Member Type	Car Make	Result	Ave	Best
1	1		Tim Langdell			21 / 304.99	14.52	14.41
2	2		Dean Osbon			21 / 311.51	14.83	14.45
3	5		Jason Faulkner			21 / 315.59	15.02	14.79
4	3		Jamie Vassallo			20 / 307.49	15.37	14.68
5	6		Tony Foster			20 / 315.63	15.78	15.10
6	8		Dave Johnson			19 / 302.92	15.94	15.32
7	7		Martin Lawson			19 / 304.14	16.00	14.94
8	4		Ben Emery			19 / 304.79	16.04	15.14
9	9		Daniel Goward			6 / 88.04	14.67	14.73
10	10		Keith Jenkins			3 / 46.76	15.58	16.08

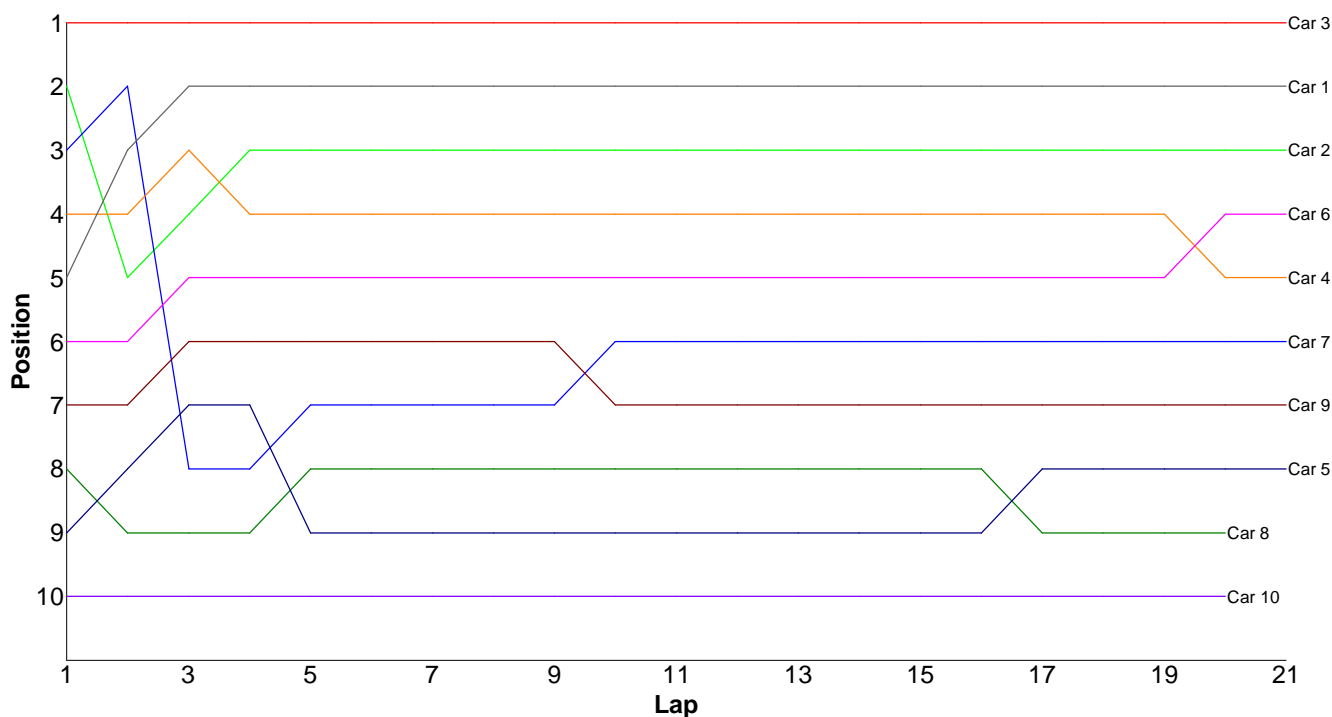
Lap	Car 1	Car 2	Car 3	Car 4	Car 5	Car 6	Car 7	Car 8	Car 9	Car 10
1	8.34	8.85	9.07	9.76	10.18	9.88	10.45	12.07	10.97	11.34
2	14.72	15.11	21.53	19.31	15.44	18.90	15.68	16.10	15.33	16.08
3	14.68	14.53	15.15	17.22	14.79	17.63	24.39	19.43	15.83	19.34
4	14.78	14.45	15.25	17.94	15.18	16.10	18.06	15.94	16.13	
5	14.71	14.90	15.03	15.25	15.39	16.62	15.57	15.63	15.05	
6	14.41	14.55	14.72	15.68	15.51	15.72	15.58	19.02	14.73	
7	14.89	14.81	14.68	15.43	15.18	15.33	15.37	15.87		
8	14.84	14.46	14.99	15.16	15.12	15.10	14.94	15.54		
9	14.76	14.93	14.96	16.54	14.98	16.93	18.30	16.14		
10	14.93	14.76	15.02	16.37	14.98	16.20	15.36	15.33		
11	14.78	14.88	14.96	16.31	15.37	17.17	15.60	15.32		
12	14.62	14.68	15.08	15.28	15.29	15.38	15.50	17.19		
13	14.77	14.99	21.01	21.19	15.17	15.51	16.01	15.95		
14	14.99	14.84	15.28	15.49	15.41	15.66	15.27	15.51		
15	14.76	14.80	14.97	15.14	15.47	15.28	15.50	15.64		
16	14.83	14.94	15.02	15.48	15.24	15.78	15.56	15.75		
17	14.86	14.78	15.05	15.37	15.09	15.44	15.42	15.39		
18	14.95	14.71	15.28	16.07	15.41	15.55	15.84	15.35		
19	14.98	14.96	15.18	15.80	15.36	15.52	15.74	15.75		
20	15.04	19.74	15.26		15.34	15.93				
21	15.35	16.84			15.69					
22										



# Pro-Stock - A Final Leg 2

Pos	Car	Form	Name	Member Type	Car Make	Result	Ave	Best
1	3		Mark Sadler			21 / 300.06	14.28	14.35
2	1		Sam Clifton			21 / 300.70	14.31	14.15
3	2		Sam Martin			21 / 302.38	14.39	14.29
4	6		Jordan Howe			21 / 305.97	14.57	14.43
5	4		Andy Low			21 / 307.82	14.65	14.47
6	7		MatthewQuinlisk			21 / 310.04	14.76	14.45
7	9		Aaron Wearn			21 / 311.14	14.81	14.40
8	5		Ori Sohachevsky			21 / 313.85	14.94	14.44
9	8		MatthewTuplin			20 / 302.75	15.13	14.30
10	10		Scott Morton			20 / 308.34	15.41	14.56

Lap	Car 1	Car 2	Car 3	Car 4	Car 5	Car 6	Car 7	Car 8	Car 9	Car 10
1	10.01	9.41	9.28	9.68	13.78	10.26	9.55	11.22	10.84	15.13
2	15.01	16.33	14.51	15.95	14.59	15.77	15.35	17.72	16.22	22.76
3	14.58	14.75	14.49	14.56	14.44	14.92	19.85	18.63	15.23	16.38
4	14.43	14.39	14.60	15.03	15.57	14.62	14.96	14.59	14.81	15.57
5	14.60	14.37	14.35	14.72	20.67	14.69	14.55	14.30	14.71	15.94
6	14.32	14.40	14.36	14.65	15.31	14.64	14.45	14.45	14.54	14.78
7	14.15	14.29	14.47	14.66	14.61	14.51	14.62	14.35	14.65	15.47
8	14.71	14.54	14.36	14.53	14.62	14.69	15.04	15.14	14.51	14.91
9	14.46	14.61	14.45	14.47	14.54	14.68	14.66	14.95	15.18	14.81
10	14.53	14.54	14.54	14.59	14.52	14.73	14.57	14.58	18.83	14.98
11	14.50	14.60	14.44	14.48	14.54	14.43	14.61	15.03	14.91	14.57
12	14.37	14.66	14.61	14.59	14.73	14.81	14.49	14.58	14.79	14.60
13	14.54	14.73	14.68	14.73	14.56	15.02	14.95	14.69	14.62	14.64
14	14.48	14.44	14.49	14.96	14.71	14.78	14.66	14.51	14.40	14.56
15	14.45	14.48	14.49	14.80	14.52	14.78	15.13	14.50	14.57	14.92
16	14.63	14.60	14.75	15.13	14.51	14.84	14.73	14.62	14.57	14.84
17	14.58	14.59	14.79	14.68	14.81	14.91	14.76	21.02	15.05	14.73
18	14.62	14.63	14.68	15.10	14.60	14.77	14.45	14.47	14.75	14.65
19	14.54	14.67	14.51	14.79	14.92	14.59	14.60	14.58	14.64	15.35
20	14.67	14.69	14.62	16.77	14.71	14.75	15.16	14.82	14.76	14.75
21	14.52	14.66	14.59	14.95	14.59	14.78	14.90		14.56	
22										



## Modified - A Final Leg 2

Pos	Car	Form	Name	Member Type	Car Make	Result	Ave	Best
1	1		James Hart			22 / 305.35	13.87	13.62
2	3		Timothy Hamm			19 / 311.12	16.37	14.85
3	2		Tim Tims			6 / 88.49	14.74	14.90

Lap	Car 1	Car 2	Car 3
1	7.88	9.33	12.34
2	13.66	15.27	15.82
3	13.73	14.92	17.48
4	13.62	14.90	15.68
5	13.76	16.18	14.85
6	13.78	17.89	16.30
7	14.18		23.65
8	14.37		15.44
9	14.08		15.44
10	14.02		15.35
11	14.13		15.51
12	14.46		22.52
13	13.98		15.13
14	13.94		15.99
15	14.85		16.86
16	14.34		15.55
17	14.33		15.22
18	14.19		16.77
19	14.34		15.22
20	14.28		
21	14.45		
22	14.98		
23			

