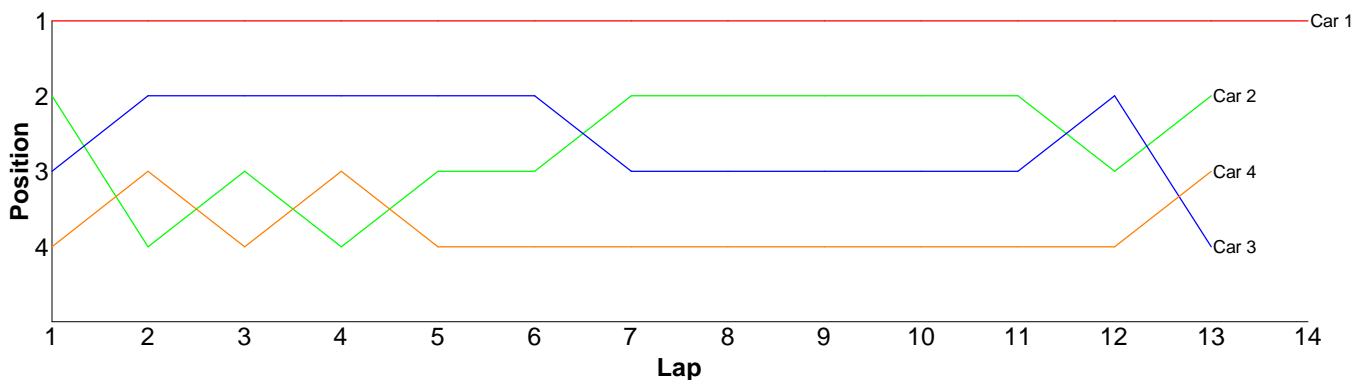


# Race Results

## Heat 1 - Round 1 (EP Sport)

Pos	Car	Form	Name	Member Type	Car Make	Result	Ave	Best
1	1	F1	Jack Warren (J)	2009	Xray	14 / 323.42	23.10	20.78
2	2	F2	Matthew Mills (J)	2009	Xray	13 / 319.78	24.59	22.66
3	4	F2	David Chieng	2009	Tamiya	13 / 319.79	24.59	22.68
4	3		Jason Elliot	G09A	Tamiya	13 / 325.31	25.02	22.81

Lap	Car 1	Car 2	Car 3	Car 4
1	21.73	23.47	24.22	25.60
2	22.66	31.53	23.63	24.76
3	22.09	23.15	22.81	27.85
4	20.78	23.64	24.88	23.36
5	21.09	22.75	24.93	23.13
6	27.10	22.72	24.81	29.81
7	21.50	22.66	26.11	23.58
8	23.92	23.92	25.05	23.66
9	23.24	24.39	24.88	23.92
10	21.31	23.29	25.60	24.21
11	25.82	23.81	24.76	24.02
12	24.12	31.00	24.47	23.21
13	23.38	23.45	29.16	22.68
14	24.68			
15				

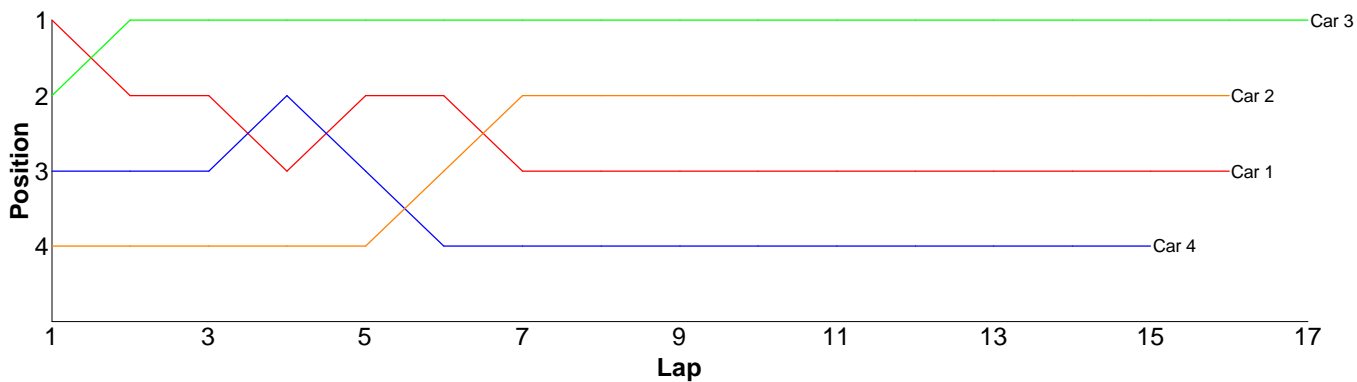


## Heat 2 - Round 1 (GT)

Pos	Car	Form	Name	Member Type	Car Make	Result	Ave	Best
1	3	F1	Nigel Moss	2009	Calandra	17 / 300.55	17.67	17.09
2	2	F3	Dave Skelton	2009	Associated	16 / 306.62	19.16	17.87
3	1	F2	Gerald Page	2009	Associated	16 / 319.82	19.98	18.75
4	4	F2	Rob Warren	2009	Associated	15 / 312.47	20.83	18.16

### Lap Car 1 Car 2 Car 3 Car 4

1	20.69	24.58	20.81	22.85
2	19.95	23.63	17.51	19.43
3	19.91	18.44	17.63	19.05
4	19.47	18.10	18.26	18.42
5	19.34	19.69	17.32	23.43
6	22.22	18.30	17.44	29.85
7	20.13	18.34	17.50	18.74
8	19.50	18.32	17.37	18.52
9	19.34	18.63	17.09	21.46
10	19.20	18.13	17.46	18.16
11	19.27	19.60	17.11	27.35
12	20.33	18.22	17.42	19.16
13	18.98	17.87	17.45	19.30
14	22.29	18.14	17.41	18.23
15	18.75	18.58	17.24	18.52
16	20.45	18.05	17.44	
17			18.09	
18				

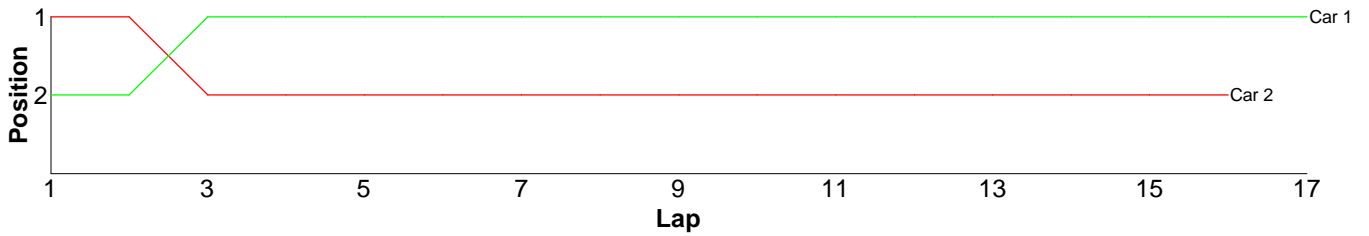


# Heat 3 - Round 1 (IC Touring)

Pos	Car	Form	Name	Member Type	Car Make	Result	Ave	Best
1	1	F2	Andrew Mills	2009	Mugen	17 / 310.38	18.25	16.43
2	2	F2	Stephen Mills	2009	Xray	16 / 314.78	19.67	17.97

## Lap Car 1 Car 2

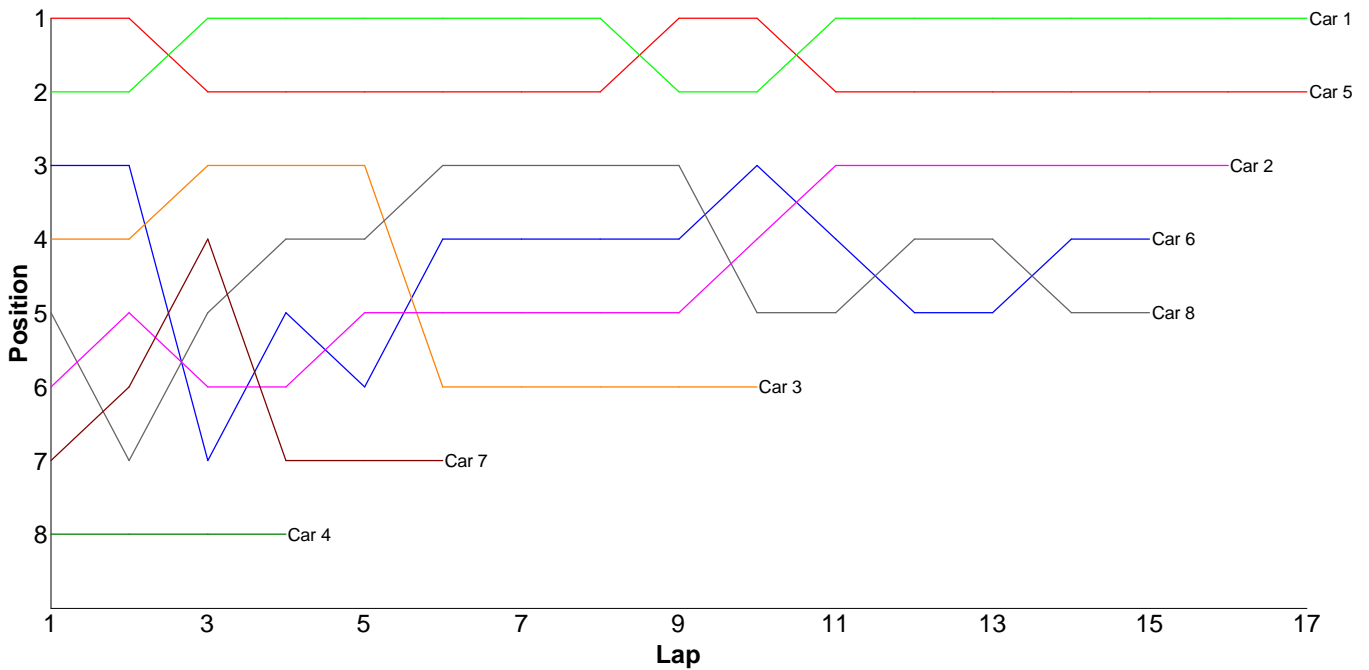
1	19.85	18.24
2	18.37	19.29
3	17.74	19.28
4	16.83	18.65
5	17.01	18.79
6	18.50	18.64
7	18.41	17.97
8	16.71	28.53
9	18.25	18.62
10	17.23	19.84
11	16.43	18.20
12	17.71	24.96
13	16.67	19.16
14	18.15	17.98
15	23.20	18.25
16	17.73	18.38
17	21.59	
18		



# Heat 4 - Round 1 (13.5)

Pos	Car	Form	Name	Member Type	Car Make	Result	Ave	Best
1	1	F1	Ian Cairns	2009	Schumacher	17 / 308.21	18.13	17.21
2	5	F2	Scott Stokes	2009	Xray	17 / 314.78	18.51	17.88
3	2	F2	Kyle Fuller (J)	2009	Xray	16 / 313.21	19.57	18.03
4	6	F2	Robin Francis	2009	Hot Bodies	15 / 301.67	20.11	18.21
5	8	F2	Jose Jimemez	2009	Associated	15 / 306.90	20.46	17.22
6	3	F2	Craig Murrell (J)	2009	Xray	10 / 232.66	23.26	18.08
7	7	F2	Mick Barnes	2009	Xray	6 / 146.56	24.42	17.76
8	4	F2	Kieran Stokes (J)	2009	Xray	4 / 247.29	61.82	22.67

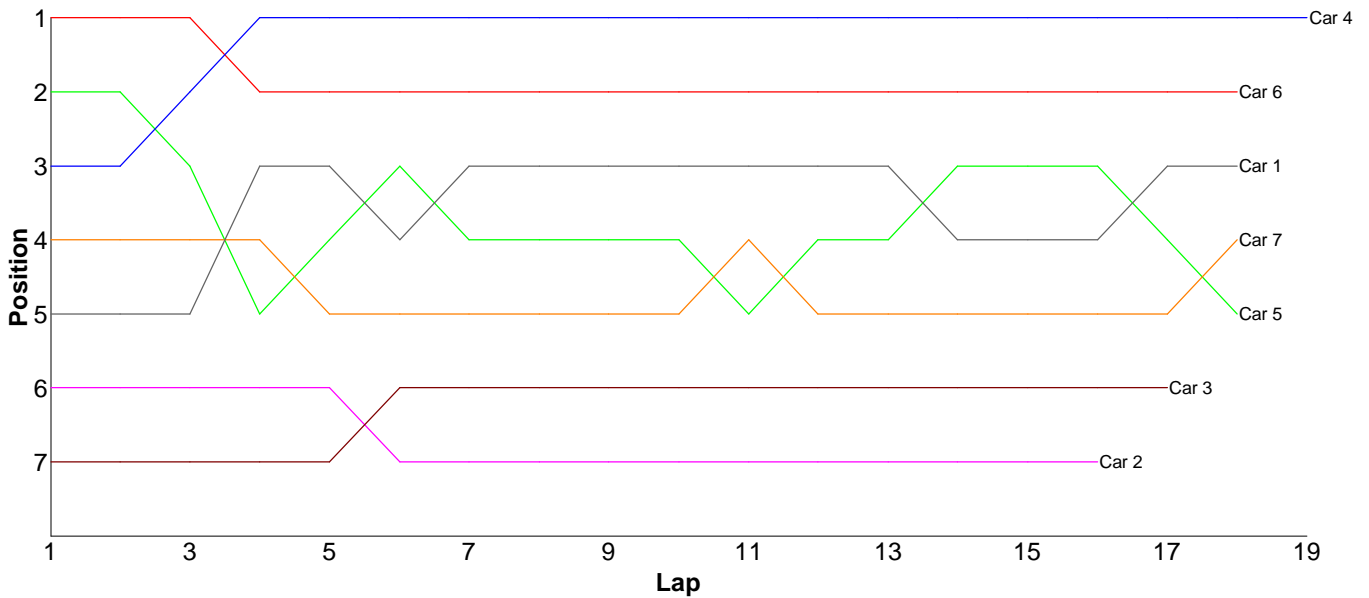
Lap	Car 1	Car 2	Car 3	Car 4	Car 5	Car 6	Car 7	Car 8
1	18.19	19.12	18.36	160.37	17.88	18.32	24.68	18.65
2	18.35	18.26	18.52	38.58	18.09	18.45	17.95	24.38
3	17.58	23.64	21.22	22.67	18.37	24.88	17.76	17.75
4	17.65	19.32	19.04	25.67	18.50	18.22	27.08	17.70
5	17.52	18.72	19.46		18.24	20.38	26.22	18.97
6	17.63	23.51	29.72		18.24	19.35	32.87	17.98
7	17.78	22.10	18.54		18.52	18.21		18.09
8	17.71	18.03	18.08		19.23	23.75		22.19
9	24.16	18.88	27.13		18.28	18.68		20.75
10	18.06	18.61	42.59		18.68	18.68		28.00
11	17.67	18.16			18.92	20.59		21.14
12	17.81	18.79			18.96	24.34		17.22
13	17.21	18.47			18.46	19.94		17.82
14	17.31	19.45			18.84	19.24		26.38
15	17.72	19.86			17.89	18.64		19.88
16	18.06	18.29			18.85			
17	17.80				18.83			
18								



# Heat 5 - Round 1 (13.5)

Pos	Car	Form	Name	Member Type	Car Make	Result	Ave	Best
1	4	F1	Gary Fuller	2009	Schumacher	19 / 316.13	16.63	16.18
2	6	F1	Anthony Pedder	2009	Hot Bodies	18 / 304.13	16.89	16.39
3	1	F1	Remo Casadei	2009	Schumacher	18 / 304.51	16.91	16.47
4	7	F1	Kevin Bissell	2009	Xray	18 / 305.55	16.97	16.55
5	5	F2	James Davis	2009	Tamiya	18 / 305.83	16.99	16.27
6	3	F2	Jon Wilkins	2009	Hot Bodies	17 / 309.42	18.20	17.04
7	2	F1	Scott Hauser	2009	Xray	16 / 304.37	19.02	16.36

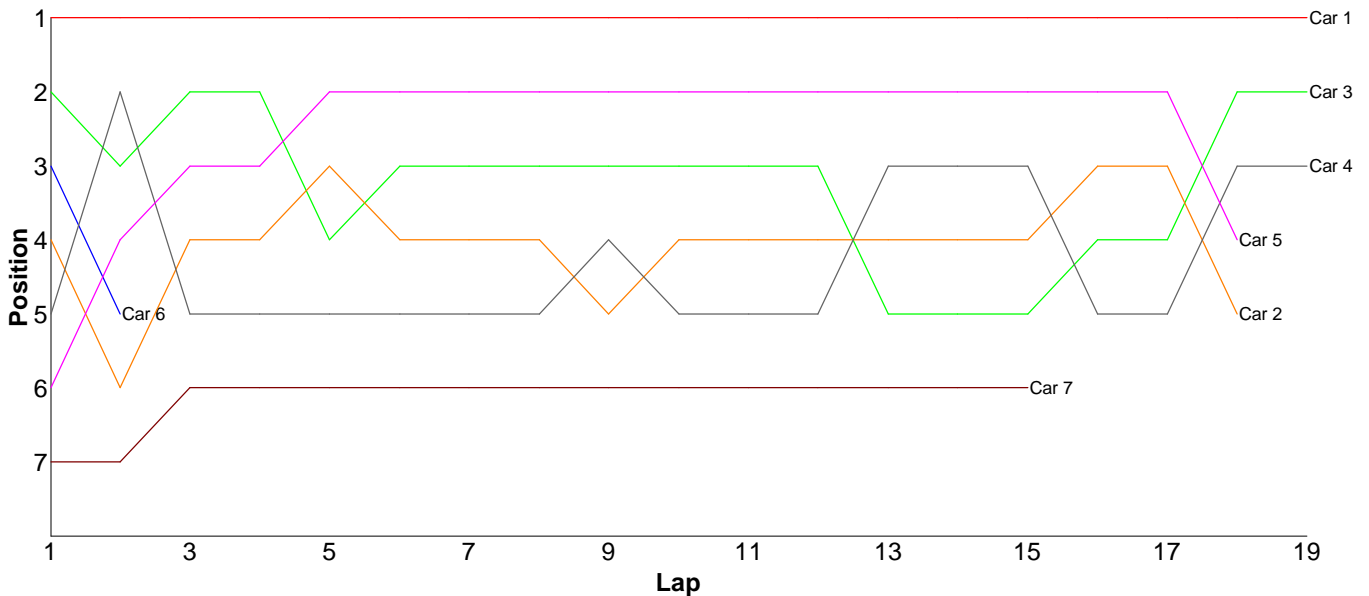
Lap	Car 1	Car 2	Car 3	Car 4	Car 5	Car 6	Car 7
1	18.33	19.22	25.89	17.27	17.07	16.66	17.57
2	16.75	22.56	17.42	16.94	16.79	16.68	16.85
3	16.62	16.89	17.04	16.38	17.37	17.09	16.99
4	17.55	16.98	17.12	16.18	18.46	16.99	18.16
5	17.02	16.88	17.25	16.94	16.65	16.64	17.08
6	16.54	23.61	17.62	16.40	16.27	16.39	17.36
7	16.47	22.49	18.44	16.38	16.95	17.16	17.00
8	16.62	23.01	17.25	16.54	17.68	17.01	16.55
9	17.20	16.73	17.82	16.33	16.87	16.93	16.68
10	16.98	24.38	18.42	16.55	16.45	16.93	16.94
11	17.85	17.21	17.53	17.21	17.47	16.97	16.82
12	16.88	16.55	18.02	16.79	16.85	17.26	16.88
13	16.51	16.75	17.73	16.75	16.59	16.87	16.67
14	16.89	18.02	17.46	16.61	16.53	16.67	16.75
15	16.66	16.36	17.27	16.54	16.67	17.79	16.58
16	16.49	16.73	19.22	16.76	16.58	16.77	16.84
17	16.62		17.92	16.46	17.00	16.76	16.56
18	16.53			16.42	17.58	16.56	17.27
19				16.68			
20							



## Heat 6 - Round 1 (10.5)

Pos	Car	Form	Name	Member Type	Car Make	Result	Ave	Best
1	1	F1	Craig Maher	2009	Xray	19 / 302.69	15.93	15.44
2	3	F1	Jamie Vassallo	2009	Schumacher	19 / 313.38	16.49	15.37
3	4	F1	Brian Killick	2009	Xray	19 / 314.46	16.55	15.73
4	5		Richard Young	G09A	Xray	18 / 303.27	16.84	15.49
5	2	F1	Nick Adams	2009	Tamiya	18 / 303.98	16.88	15.40
6	7	F2	Stephen Mills	2009	Hot Bodies	15 / 303.27	20.21	17.47
7	6	F2	Neil Talbot	2009	Xray	2 / 33.28	16.64	16.30

Lap	Car 1	Car 2	Car 3	Car 4	Car 5	Car 6	Car 7
1	15.87	16.38	15.98	16.43	16.46	16.30	18.73
2	16.13	19.07	17.03	16.27	16.62	16.98	22.35
3	16.06	16.68	16.17	22.64	16.27		20.00
4	15.93	15.98	15.41	16.10	16.15		27.51
5	15.66	15.97	21.60	15.80	15.76		20.94
6	16.01	18.28	16.10	15.91	16.15		23.66
7	15.85	15.77	15.37	16.31	16.36		18.51
8	15.63	15.73	15.82	16.17	15.94		18.06
9	15.57	18.36	16.12	16.30	16.30		17.47
10	15.70	15.64	16.45	16.13	16.36		18.81
11	15.51	15.40	15.62	16.18	16.31		17.94
12	15.44	15.55	15.75	15.76	15.49		20.66
13	15.68	17.45	20.51	15.73	15.93		20.04
14	15.82	16.60	16.29	16.34	16.60		18.73
15	15.47	15.71	15.48	16.03	17.82		19.86
16	15.88	15.77	16.35	18.29	16.18		
17	18.80	16.43	15.44	15.79	17.33		
18	16.13	23.21	16.36	16.02	25.24		
19	15.55		15.53	16.26			
20							

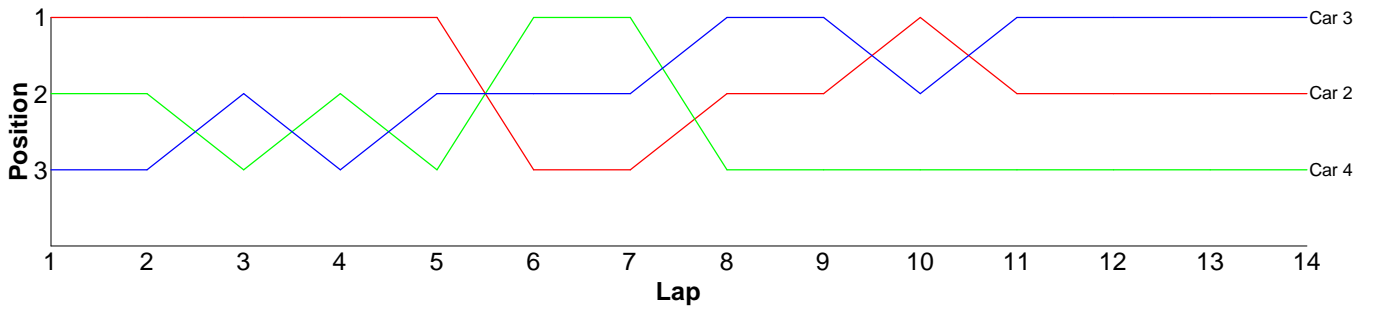


## Heat 1 - Round 2 (EP Sport)

Pos	Car	Form	Name	Member Type	Car Make	Result	Ave	Best
1	3		Jason Elliot	G09A	Tamiya	14 / 306.62	21.90	20.45
2	2	F2	Matthew Mills (J)	2009	Xray	14 / 308.62	22.04	21.04
3	4	F2	David Chieng	2009	Tamiya	14 / 320.92	22.92	20.87
4	1	F1	Jack Warren (J)	2009	Xray	0 / 0.00	0.00	0.00

Lap Car 1 Car 2 Car 3 Car 4

1	21.56	23.75	22.91
2	21.49	21.84	22.06
3	21.72	20.94	22.00
4	21.16	21.37	20.87
5	22.11	20.87	21.24
6	27.57	21.67	20.92
7	21.04	22.62	21.78
8	21.45	20.77	28.34
9	21.58	20.82	21.27
10	21.95	27.68	21.67
11	22.39	21.51	27.50
12	21.26	20.63	25.66
13	21.42	20.45	20.92
14	21.92	21.70	23.78
15			

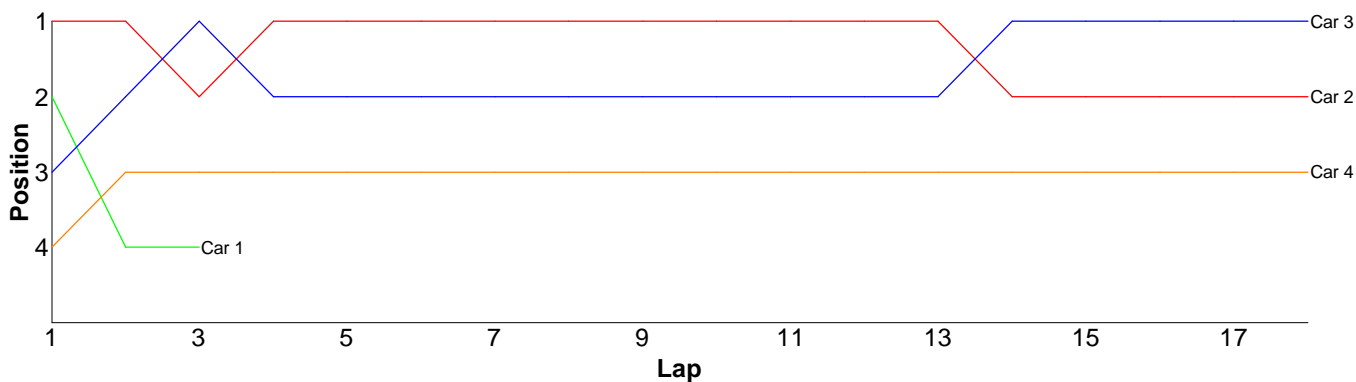


## Heat 2 - Round 2 (GT)

Pos	Car	Form	Name	Member Type	Car Make	Result	Ave	Best
1	3	F1	Nigel Moss	2009	Calandra	18 / 305.96	16.99	16.52
2	2	F3	Dave Skelton	2009	Associated	18 / 312.42	17.35	16.73
3	4	F2	Rob Warren	2009	Associated	18 / 323.21	17.95	16.62
4	1	F2	Gerald Page	2009	Associated	3 / 62.98	20.99	17.59

Lap	Car 1	Car 2	Car 3	Car 4
-----	-------	-------	-------	-------

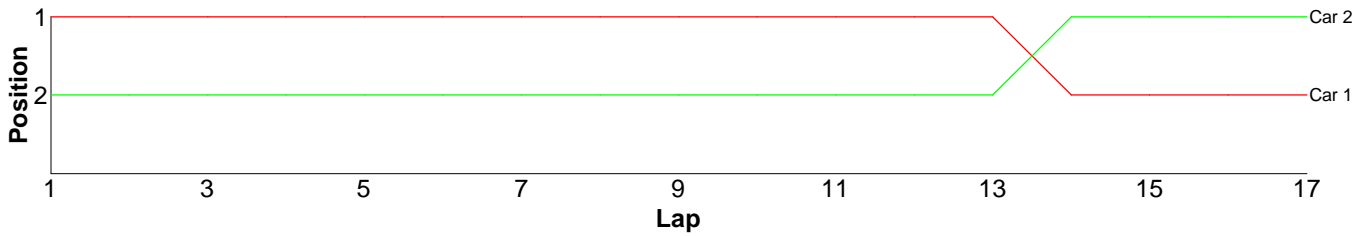
1	17.59	17.13	17.61	18.86
2	22.91	16.95	16.54	18.02
3	22.48	17.17	16.77	17.15
4		17.15	19.59	17.67
5		17.01	16.64	17.17
6		16.80	16.93	17.30
7		16.81	16.78	17.15
8		16.73	16.52	17.91
9		17.36	16.81	17.47
10		17.03	16.91	17.12
11		16.96	16.87	16.98
12		17.04	16.93	16.62
13		17.49	16.95	17.32
14		17.36	16.77	17.38
15		17.43	16.63	16.99
16		20.86	16.93	19.64
17		17.84	17.02	17.43
18		17.30	16.76	25.03
19				



# Heat 3 - Round 2 (IC Touring)

Pos	Car	Form	Name	Member Type	Car Make	Result	Ave	Best
1	2	F2	Stephen Mills	2009	Xray	17 / 315.54	18.56	17.43
2	1	F2	Andrew Mills	2009	Mugen	17 / 315.69	18.57	16.18

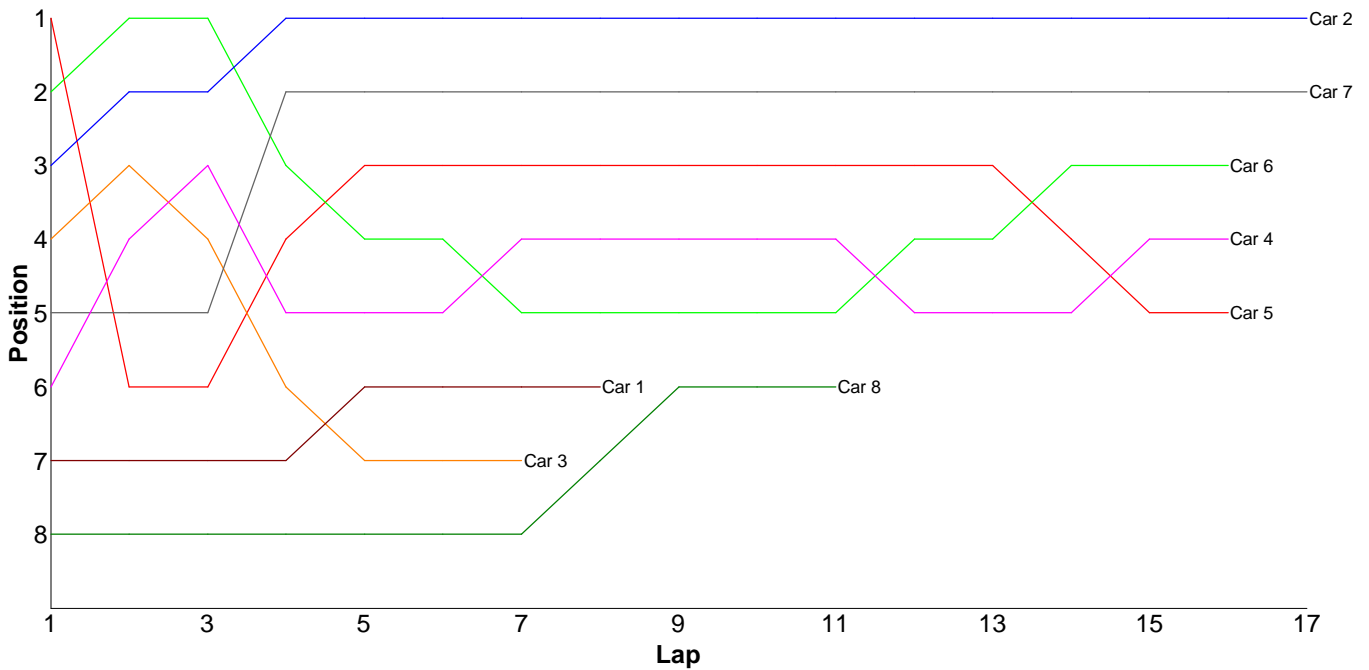
Lap	Car 1	Car 2
1	17.05	18.16
2	16.53	26.31
3	16.18	18.87
4	27.32	18.04
5	17.49	17.69
6	16.77	17.99
7	17.18	17.60
8	17.53	18.26
9	16.84	18.15
10	17.33	17.46
11	22.04	17.43
12	17.45	17.64
13	16.71	18.33
14	29.03	17.85
15	16.57	18.67
16	17.03	18.53
17	16.64	18.56
18		



# Heat 4 - Round 2 (13.5)

Pos	Car	Form	Name	Member Type	Car Make	Result	Ave	Best
1	2	F2	Kyle Fuller (J)	2009	Xray	17 / 301.17	17.71	17.19
2	7	F2	Mick Barnes	2009	Xray	17 / 315.67	18.56	17.46
3	6	F2	Robin Francis	2009	Hot Bodies	16 / 305.48	19.09	17.45
4	4	F2	Kieran Stokes (J)	2009	Xray	16 / 305.84	19.11	17.39
5	5	F2	Scott Stokes	2009	Xray	16 / 306.56	19.16	17.53
6	8	F2	Jose Jimenez	2009	Associated	11 / 307.41	27.94	17.21
7	1	F1	Ian Cairns	2009	Schumacher	8 / 165.83	20.72	16.69
8	3	F2	Craig Murrell (J)	2009	Xray	7 / 185.42	26.48	18.24

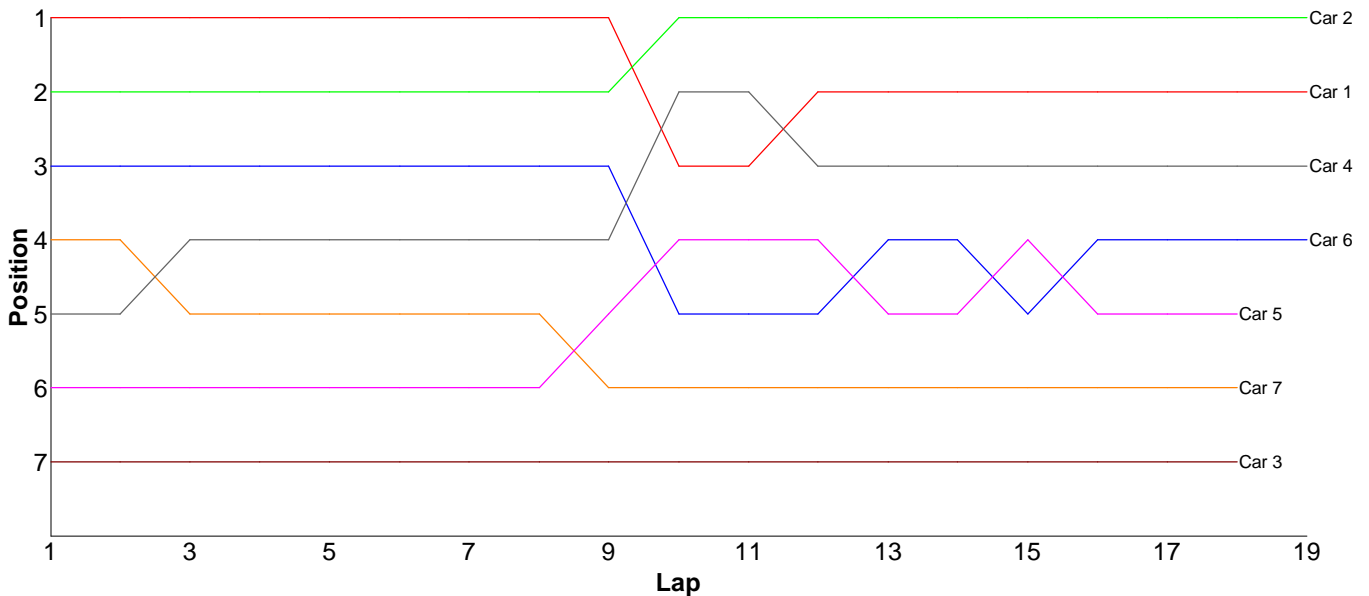
Lap	Car 1	Car 2	Car 3	Car 4	Car 5	Car 6	Car 7	Car 8
1	28.05	18.57	19.02	19.76	17.53	17.97	19.20	119.06
2	16.81	17.96	18.24	18.27	23.80	17.69	20.92	25.70
3	16.69	18.55	19.58	17.78	17.68	17.83	17.89	20.86
4	27.33	18.11	28.95	26.55	18.62	23.99	17.62	17.87
5	17.33	17.26	53.80	18.06	18.31	19.76	17.68	17.41
6	17.13	17.53	21.23	17.39	17.83	17.45	17.60	17.35
7	17.00	17.53	24.60	18.16	17.76	21.66	17.46	17.52
8	25.49	17.56		17.74	19.39	20.57	17.98	17.68
9		17.99		18.37	18.36	18.80	18.48	17.21
10		17.69		21.16	18.44	17.91	19.89	19.38
11		17.73		17.96	22.20	19.73	18.55	17.37
12		17.70		23.06	17.96	17.62	18.65	
13		17.40		17.70	19.95	17.54	18.19	
14		17.19		17.96	20.30	18.78	19.48	
15		17.52		17.80	19.92	19.80	18.16	
16		17.51		18.12	18.51	18.38	18.85	
17		17.37					19.07	
18								



# Heat 5 - Round 2 (13.5)

Pos	Car	Form	Name	Member Type	Car Make	Result	Ave	Best
1	2	F1	Scott Hauser	2009	Xray	19 / 305.11	16.05	15.58
2	1	F1	Remo Casadei	2009	Schumacher	19 / 306.43	16.12	15.45
3	4	F1	Gary Fuller	2009	Schumacher	19 / 312.93	16.47	16.12
4	6	F1	Anthony Pedder	2009	Hot Bodies	19 / 314.88	16.57	15.97
5	5	F2	James Davis	2009	Tamiya	18 / 300.06	16.67	16.27
6	7	F1	Kevin Bissell	2009	Xray	18 / 302.99	16.83	16.04
7	3	F2	Jon Wilkins	2009	Hot Bodies	18 / 308.43	17.13	16.40

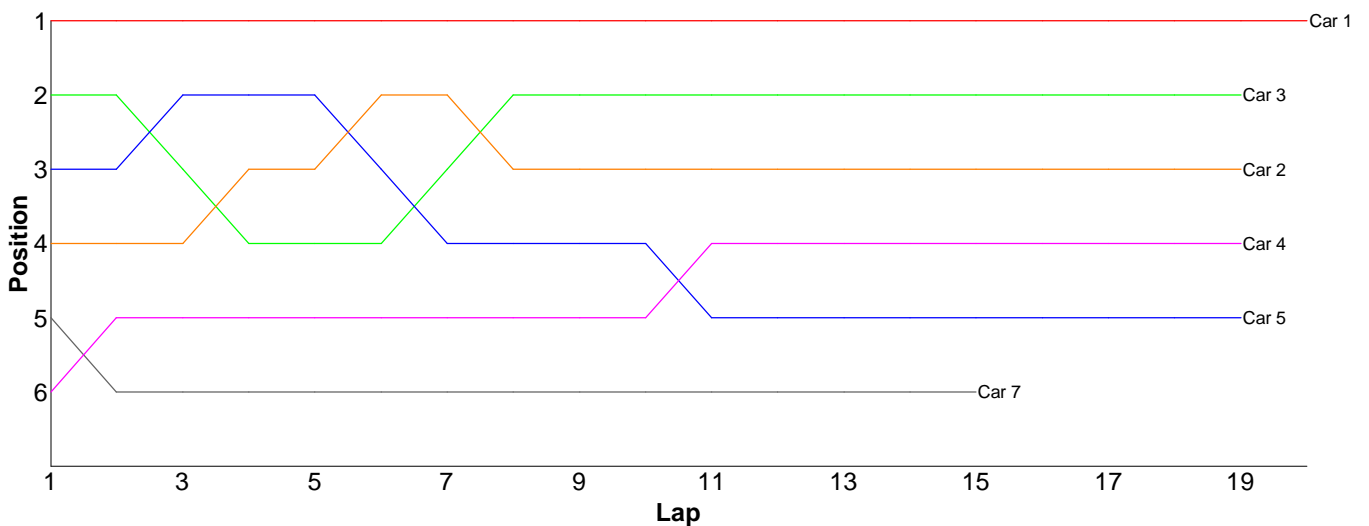
Lap	Car 1	Car 2	Car 3	Car 4	Car 5	Car 6	Car 7
1	15.45	16.29	17.38	16.76	16.94	16.46	16.52
2	15.80	15.96	17.91	16.57	16.67	16.43	16.78
3	15.53	15.81	17.00	16.12	16.30	16.19	16.49
4	15.56	16.11	16.61	16.52	17.49	16.05	16.42
5	15.63	16.01	18.00	16.33	16.64	16.25	16.69
6	15.63	16.33	17.10	16.17	16.43	16.42	16.23
7	15.87	15.93	17.72	16.15	16.72	16.58	16.04
8	15.71	15.96	16.81	16.32	16.38	15.97	16.22
9	15.63	16.23	17.72	16.45	16.27	16.23	18.59
10	23.53	16.28	16.67	16.39	16.85	21.08	17.84
11	15.67	16.08	16.61	16.21	16.87	16.17	16.46
12	15.80	15.58	17.74	16.19	16.40	16.20	18.24
13	15.66	15.93	17.13	16.33	16.36	16.17	17.18
14	15.82	16.37	16.83	16.58	16.56	15.99	17.10
15	15.96	16.51	16.95	17.41	16.40	17.30	16.62
16	15.64	16.03	16.78	16.27	17.54	16.69	16.40
17	16.14	15.81	16.40	16.55	16.79	16.33	16.57
18	15.74	15.78	17.07	16.57	16.45	16.28	16.60
19	15.66	16.11		17.04		16.09	
20							



## Heat 6 - Round 2 (10.5)

Pos	Car	Form	Name	Member Type	Car Make	Result	Ave	Best
1	1	F1	Craig Maher	2009	Xray	20 / 312.96	15.64	15.31
2	3	F1	Jamie Vassallo	2009	Schumacher	19 / 302.05	15.89	15.21
3	2	F1	Nick Adams	2009	Tamiya	19 / 304.77	16.04	15.46
4	4	F1	Brian Killick	2009	Xray	19 / 307.63	16.19	15.43
5	5		Richard Young	G09A	Xray	19 / 312.83	16.46	15.92
6	7	F2	Stephen Mills	2009	Hot Bodies	15 / 302.76	20.18	17.55
7	6	F2	Neil Talbot	2009	Xray	0 / 0.00	0.00	0.00

Lap	Car 1	Car 2	Car 3	Car 4	Car 5	Car 6	Car 7
1	15.67	18.62	15.78	24.26	16.85		19.29
2	15.49	17.01	15.56	15.58	16.34		25.30
3	15.92	15.76	18.80	15.84	16.49		20.54
4	16.37	15.70	18.14	15.48	16.19		22.24
5	15.71	16.05	15.81	16.59	16.27		19.35
6	15.61	15.65	15.26	15.74	16.67		19.20
7	15.80	15.74	15.32	15.50	15.92		17.64
8	15.37	16.04	15.40	15.46	17.43		18.10
9	15.48	15.63	15.47	15.78	17.21		25.52
10	15.72	16.15	15.45	15.89	16.43		18.40
11	15.31	15.49	15.38	15.77	16.23		24.74
12	15.61	16.10	15.75	15.81	15.92		17.79
13	15.51	15.95	15.71	15.79	16.35		17.55
14	15.52	16.04	15.58	15.89	16.03		18.15
15	15.49	15.46	15.21	15.50	17.17		18.95
16	15.75	15.69	15.74	15.53	16.52		
17	15.51	15.78	16.12	15.43	16.06		
18	15.70	16.25	15.62	15.75	16.44		
19	16.01	15.66	15.95	16.04	16.31		
20	15.41						
21							

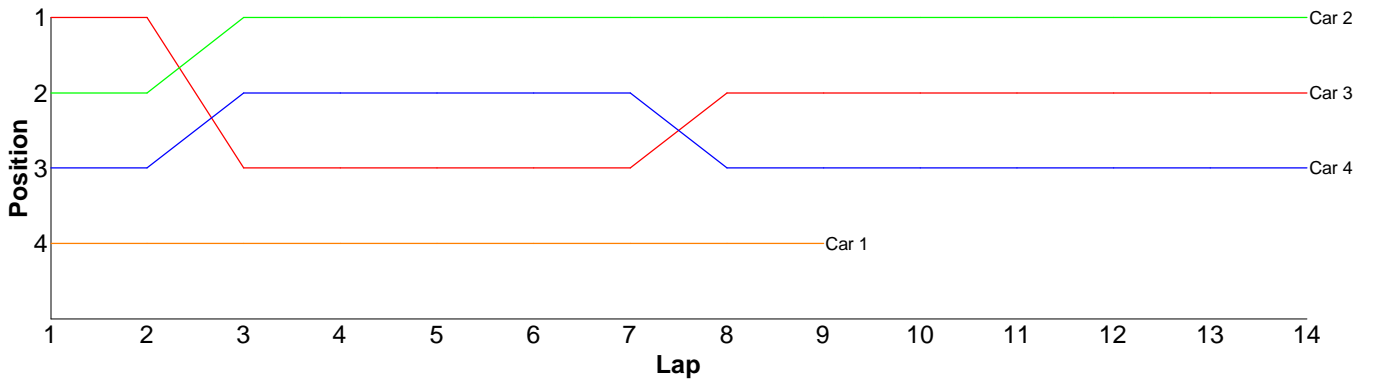


## Heat 1 - Round 3 (EP Sport)

Pos	Car	Form	Name	Member Type	Car Make	Result	Ave	Best
1	2	F2	Matthew Mills (J)	2009	Xray	14 / 301.17	21.51	20.66
2	3		Jason Elliot	G09A	Tamiya	14 / 306.10	21.86	19.97
3	4	F2	David Chieng	2009	Tamiya	14 / 308.96	22.06	20.95
4	1	F1	Jack Warren (J)	2009	Xray	9 / 316.98	35.22	19.89

Lap	Car 1	Car 2	Car 3	Car 4
-----	-------	-------	-------	-------

1	146.87	20.66	19.97	21.56
2	22.21	20.94	20.19	21.24
3	20.74	21.24	27.08	21.95
4	19.89	21.36	26.82	20.95
5	21.99	23.17	20.95	23.19
6	20.83	21.67	20.23	22.00
7	20.33	22.42	22.67	21.46
8	20.57	21.52	21.25	26.92
9	23.55	20.84	20.36	22.33
10		20.86	20.92	21.83
11		21.31	20.93	21.29
12		21.53	20.84	21.38
13		21.93	21.52	21.48
14		21.72	22.37	21.38
15				

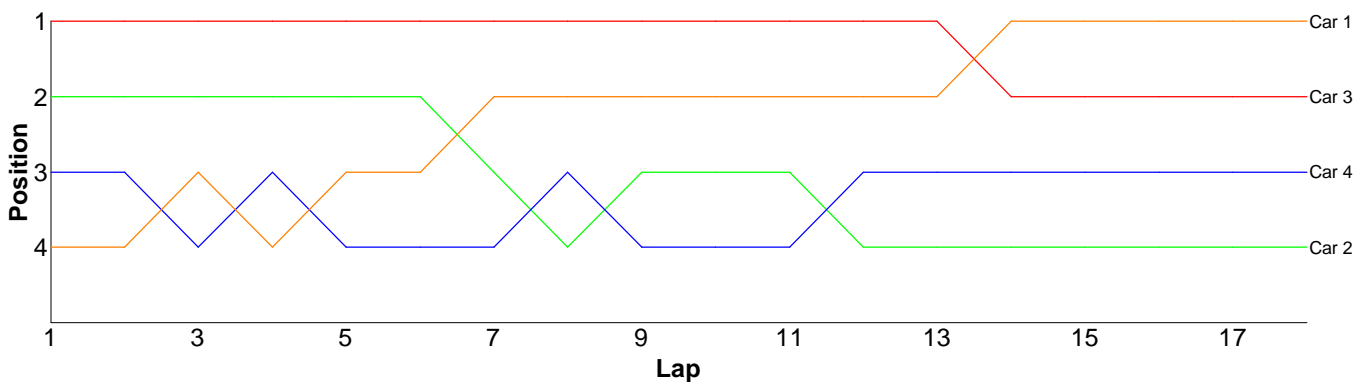


# Heat 2 - Round 3 (GT)

Pos	Car	Form	Name	Member Type	Car Make	Result	Ave	Best
1	1	F2	Gerald Page	2009	Associated	18 / 302.30	16.79	16.46
2	3	F1	Nigel Moss	2009	Calandra	18 / 306.10	17.00	15.92
3	4	F2	Rob Warren	2009	Associated	18 / 309.36	17.18	16.43
4	2	F3	Dave Skelton	2009	Associated	18 / 315.44	17.52	16.40

Lap Car 1 Car 2 Car 3 Car 4

1	17.49	16.88	15.99	17.17
2	16.76	16.40	15.92	16.90
3	16.64	16.86	16.01	17.01
4	16.63	16.48	16.30	16.43
5	16.46	16.58	16.29	16.84
6	16.62	17.30	16.20	16.84
7	16.67	17.21	16.70	16.85
8	16.60	17.67	16.30	16.66
9	18.06	16.96	16.55	19.05
10	16.97	16.81	16.30	16.79
11	16.69	16.93	16.47	17.08
12	16.68	25.83	16.45	17.85
13	16.68	18.08	16.48	16.51
14	16.65	17.06	24.30	16.45
15	16.69	17.02	16.89	19.05
16	16.63	17.03	16.66	17.10
17	16.64	17.17	19.37	16.77
18	16.74	17.17	16.92	18.01
19				

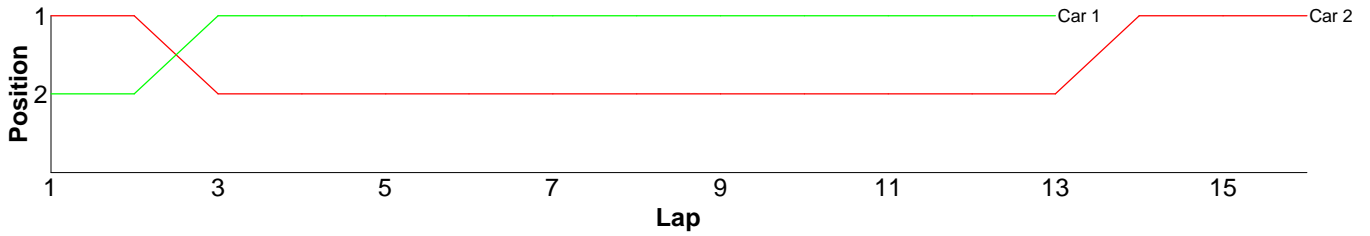


# Heat 3 - Round 3 (IC Touring)

Pos	Car	Form	Name	Member Type	Car Make	Result	Ave	Best
1	2	F2	Stephen Mills	2009	Xray	16 / 315.17	19.69	16.84
2	1	F2	Andrew Mills	2009	Mugen	13 / 220.55	16.96	16.17

## Lap Car 1 Car 2

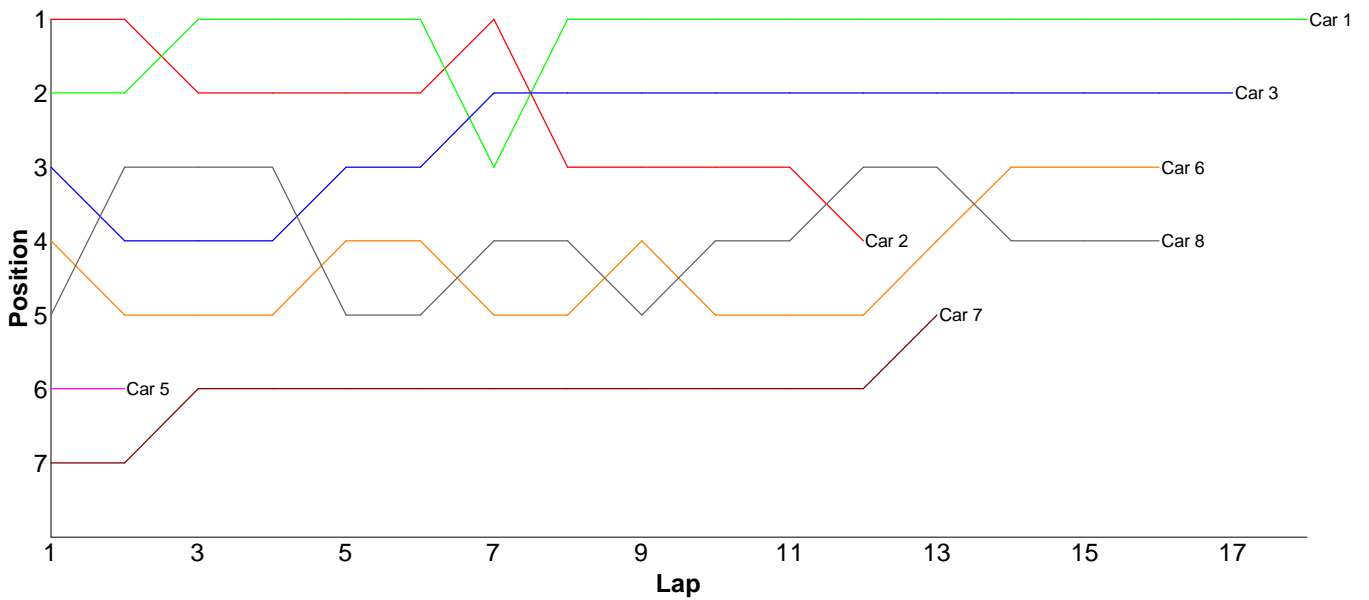
1	17.60	17.31
2	17.09	17.04
3	16.17	17.24
4	16.59	17.06
5	17.38	21.54
6	16.52	17.30
7	16.17	31.32
8	16.81	18.56
9	17.25	21.69
10	17.31	16.84
11	16.67	18.50
12	17.70	27.59
13	17.29	20.30
14		17.60
15		17.52
16		17.76
17		



# Heat 4 - Round 3 (13.5)

Pos	Car	Form	Name	Member Type	Car Make	Result	Ave	Best
1	1	F1	Ian Cairns	2009	Schumacher	18 / 313.48	17.41	16.45
2	3	F2	Craig Murrell (J)	2009	Xray	17 / 306.67	18.03	16.83
3	6	F2	Robin Francis	2009	Hot Bodies	16 / 301.17	18.82	16.84
4	8	F2	Jose Jimemez	2009	Associated	16 / 305.64	19.10	17.01
5	7	F2	Mick Barnes	2009	Xray	13 / 319.91	24.60	18.32
6	2	F2	Kyle Fuller (J)	2009	Xray	12 / 222.61	18.55	16.46
7	5	F2	Scott Stokes	2009	Xray	2 / 46.00	23.00	19.42
8	4	F2	Kieran Stokes (J)	2009	Xray	0 / 0.00	0.00	0.00

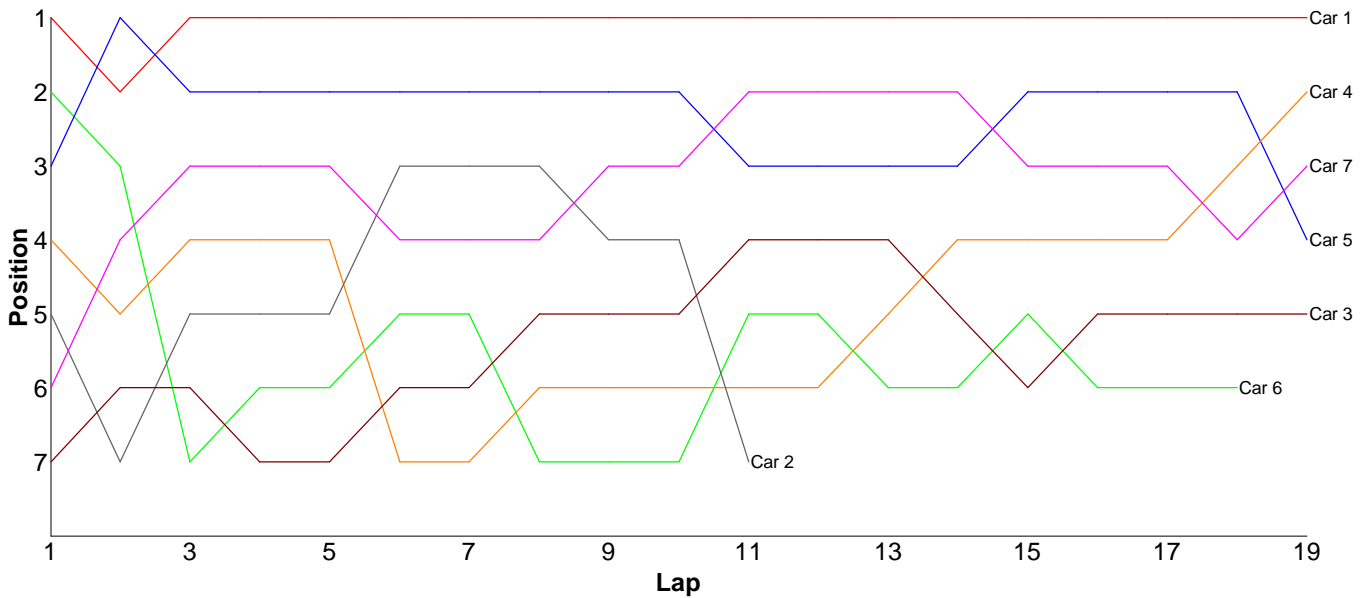
Lap	Car 1	Car 2	Car 3	Car 4	Car 5	Car 6	Car 7	Car 8
1	16.85	16.68	17.15		26.58	17.96	34.17	20.59
2	16.59	16.46	21.36		19.42	23.70	20.53	17.37
3	16.60	17.26	18.53			19.95	24.04	17.15
4	16.90	16.94	17.43			16.84	30.09	17.93
5	16.80	16.93	18.09			17.62	18.32	24.16
6	17.23	17.05	17.97			17.34	20.88	18.50
7	26.71	24.17	17.07			19.51	21.32	17.01
8	16.91	20.33	17.97			17.68	21.19	17.29
9	16.45	18.16	16.83			17.55	25.08	19.12
10	16.89	17.25	17.99			19.52	25.03	17.47
11	16.89	17.89	17.17			18.48	40.04	17.63
12	16.73	23.49	17.42			18.02	18.74	18.11
13	16.95		17.55			23.24	20.48	18.90
14	18.11		19.75			18.42		26.99
15	16.54		18.54			17.85		18.82
16	16.48		17.54			17.49		18.60
17	16.57		18.31					
18	17.28							
19								



# Heat 5 - Round 3 (13.5)

Pos	Car	Form	Name	Member Type	Car Make	Result	Ave	Best
1	1	F1	Remo Casadei	2009	Schumacher	19 / 303.73	15.98	15.60
2	4	F1	Gary Fuller	2009	Schumacher	19 / 313.64	16.50	16.06
3	7	F1	Kevin Bissell	2009	Xray	19 / 313.96	16.52	16.07
4	5	F2	James Davis	2009	Tamiya	19 / 314.06	16.52	15.92
5	3	F2	Jon Wilkins	2009	Hot Bodies	19 / 316.38	16.65	16.22
6	6	F1	Anthony Pedder	2009	Hot Bodies	18 / 304.56	16.92	15.95
7	2	F1	Scott Hauser	2009	Xray	11 / 190.15	17.28	15.80

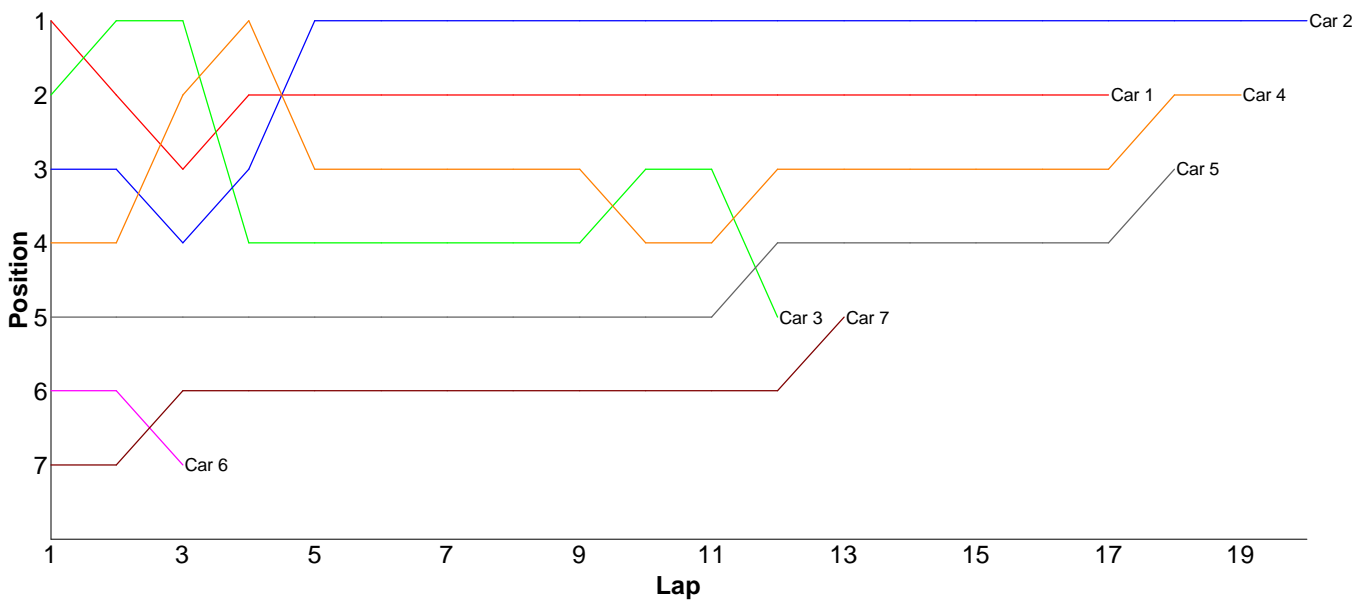
Lap	Car 1	Car 2	Car 3	Car 4	Car 5	Car 6	Car 7
1	15.75	16.57	17.20	16.38	16.21	15.95	16.70
2	16.68	17.55	16.56	16.70	15.92	16.74	16.36
3	15.73	15.88	16.41	16.17	16.19	17.78	16.10
4	15.69	15.99	16.50	16.06	16.06	16.11	16.07
5	15.81	15.80	16.54	16.27	16.18	16.35	16.19
6	15.76	15.85	16.24	18.05	16.11	16.17	16.23
7	15.81	15.96	16.22	16.87	16.32	16.56	16.19
8	15.60	15.82	16.41	16.33	16.19	17.62	16.50
9	15.74	17.18	16.41	16.10	16.02	16.24	16.11
10	16.30	16.20	16.59	16.21	16.01	16.14	16.29
11	15.60	27.35	16.69	17.32	18.88	16.62	17.01
12	15.80		16.89	16.64	16.95	16.80	16.70
13	15.62		16.50	16.32	16.34	16.55	16.72
14	15.73		17.07	16.18	16.56	16.72	16.61
15	16.00		17.01	16.46	16.44	16.51	17.20
16	15.76		16.61	16.56	16.57	22.47	17.33
17	18.73		16.91	16.49	16.59	16.77	16.52
18	15.83		16.66	16.16	17.33	16.46	16.52
19	15.79		16.96	16.37	17.19		16.61
20							



## Heat 6 - Round 3 (10.5)

Pos	Car	Form	Name	Member Type	Car Make	Result	Ave	Best
1	2	F1	Nick Adams	2009	Tamiya	20 / 309.85	15.49	14.88
2	4	F1	Brian Killick	2009	Xray	19 / 313.36	16.49	15.28
3	5		Richard Young	G09A	Xray	18 / 301.45	16.74	15.85
4	1	F1	Craig Maher	2009	Xray	17 / 266.31	15.66	15.24
5	7	F2	Stephen Mills	2009	Hot Bodies	13 / 318.53	24.50	17.94
6	3	F1	Jamie Vassallo	2009	Schumacher	12 / 204.54	17.04	15.16
7	6	F2	Neil Talbot	2009	Xray	3 / 72.39	24.13	15.97

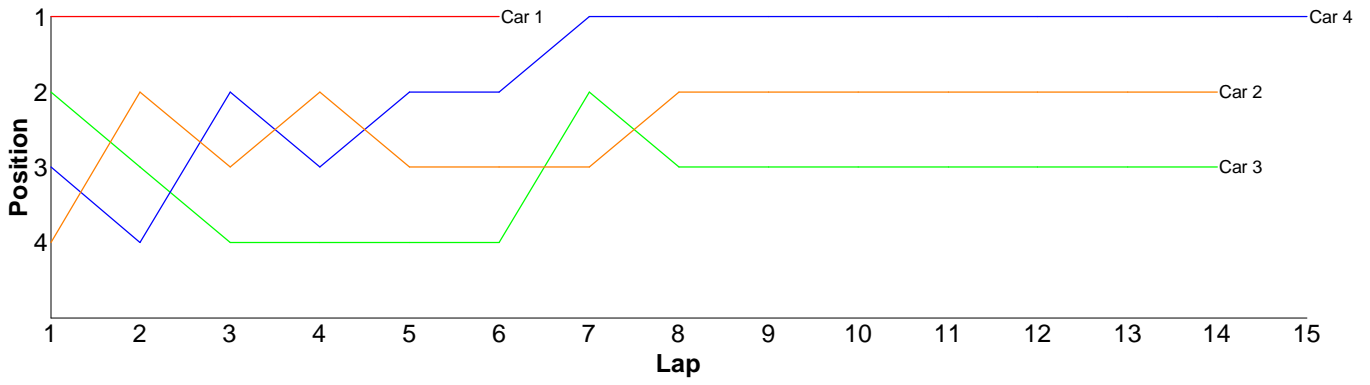
Lap	Car 1	Car 2	Car 3	Car 4	Car 5	Car 6	Car 7
1	15.32	15.34	15.33	15.65	15.85	17.32	20.30
2	15.34	15.50	15.20	15.31	16.36	15.97	21.24
3	15.65	15.61	15.59	15.28	17.92	39.10	18.66
4	15.61	15.92	20.54	15.46	17.12		19.25
5	15.59	15.02	16.38	16.69	16.64		17.94
6	15.37	15.08	15.56	15.53	15.98		85.14
7	15.24	14.88	15.54	15.50	18.76		19.53
8	15.52	15.38	15.16	15.70	19.22		18.07
9	15.93	15.41	15.31	19.28	16.56		19.13
10	16.16	15.13	15.76	16.03	15.90		22.37
11	15.40	15.04	15.30	21.22	16.63		18.88
12	15.70	15.00	28.87	16.30	16.15		19.11
13	15.58	15.12		15.73	17.00		18.91
14	15.35	15.45		15.67	16.16		
15	16.02	15.21		21.38	16.38		
16	15.51	15.02		15.98	16.25		
17	17.02	18.70		15.77	16.58		
18		15.35		15.49	15.99		
19		16.52		15.39			
20		15.17					
21							



## Heat 1 - Round 4 (EP Sport)

Pos	Car	Form	Name	Member Type	Car Make	Result	Ave	Best
1	4	F2	David Chieng	2009	Tamiya	15 / 319.59	21.30	20.19
2	2	F2	Matthew Mills (J)	2009	Xray	14 / 308.19	22.01	20.64
3	3		Jason Elliot	G09A	Tamiya	14 / 310.73	22.19	20.17
4	1	F1	Jack Warren (J)	2009	Xray	6 / 125.84	20.97	20.15

1	20.15	22.20	21.77	21.95
2	23.60	22.42	23.00	24.45
3	20.50	22.18	22.27	20.22
4	20.74	22.12	24.48	22.32
5	20.34	20.64	20.17	20.44
6	20.51	21.33	20.80	21.42
7		27.32	25.38	20.36
8		21.02	23.09	20.19
9		21.27	24.16	20.65
10		21.42	22.39	22.23
11		21.07	21.20	21.73
12		22.04	20.60	21.20
13		21.50	21.22	20.67
14		21.66	20.20	20.81
15				20.95
16				

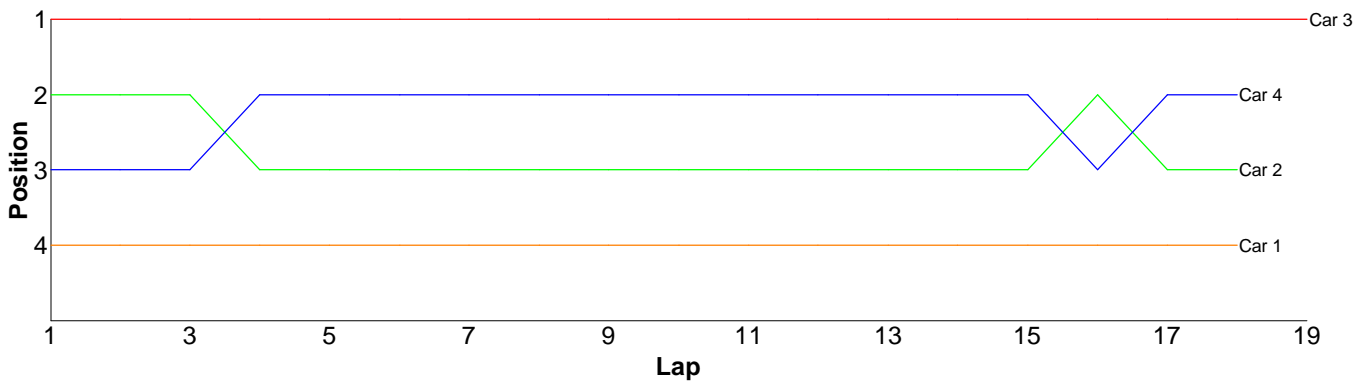


## Heat 2 - Round 4 (GT)

Pos	Car	Form	Name	Member Type	Car Make	Result	Ave	Best
1	3	F1	Nigel Moss	2009	Calandra	19 / 311.63	16.40	16.03
2	4	F2	Rob Warren	2009	Associated	18 / 300.64	16.70	16.15
3	2	F3	Dave Skelton	2009	Associated	18 / 300.88	16.71	16.47
4	1	F2	Gerald Page	2009	Associated	18 / 309.39	17.18	16.43

Lap	Car 1	Car 2	Car 3	Car 4
-----	-------	-------	-------	-------

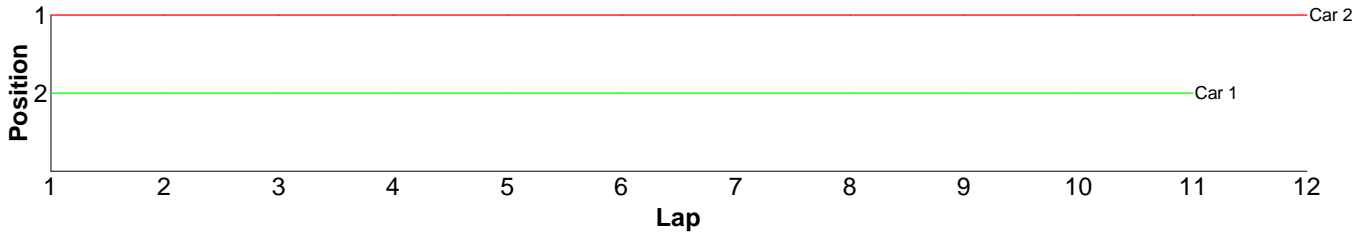
1	17.47	16.66	16.54	16.97
2	16.79	16.53	16.14	16.63
3	16.79	16.72	16.14	16.45
4	17.36	17.01	16.03	16.66
5	16.74	16.62	16.43	16.50
6	16.51	16.78	16.37	16.15
7	25.22	16.65	16.10	16.34
8	16.73	16.88	16.42	16.15
9	16.77	16.77	16.45	17.31
10	16.72	16.62	16.48	16.65
11	16.53	16.59	16.28	16.73
12	16.63	16.57	16.44	16.46
13	16.53	16.65	16.38	16.48
14	16.49	16.60	16.85	17.32
15	16.51	17.10	16.56	17.02
16	16.53	16.47	16.38	17.53
17	16.43	16.85	16.56	16.66
18	16.64	16.81	16.33	16.63
19			16.75	
20				



# Heat 3 - Round 4 (IC Touring)

Pos	Car	Form	Name	Member Type	Car Make	Result	Ave	Best
1	2	F2	Stephen Mills	2009	Xray	12 / 281.92	23.49	16.72
2	1	F2	Andrew Mills	2009	Mugen	11 / 311.84	28.34	16.60

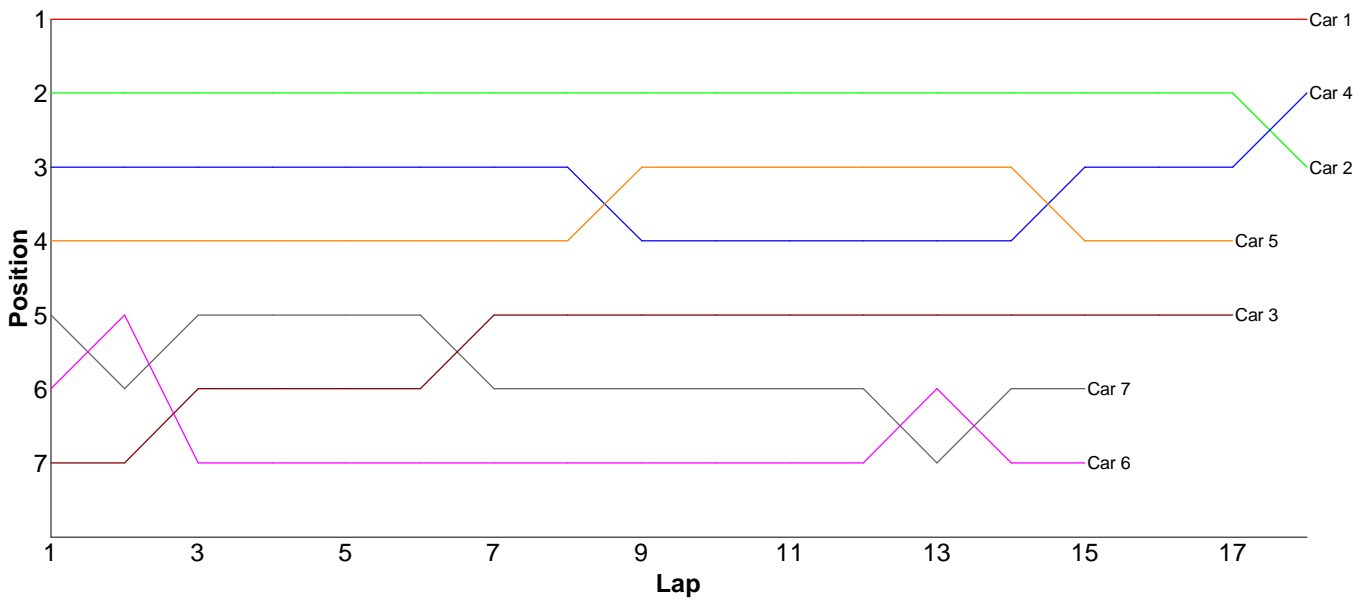
Lap	Car 1	Car 2
1	31.55	24.21
2	17.57	17.44
3	18.48	16.72
4	27.88	17.02
5	114.56	17.11
6	17.50	17.78
7	16.77	17.66
8	16.60	17.22
9	17.12	17.09
10	17.03	17.61
11	16.78	17.51
12		84.55
13		



# Heat 4 - Round 4 (13.5)

Pos	Car	Form	Name	Member Type	Car Make	Result	Ave	Best
1	1	F1	Ian Cairns	2009	Schumacher	18 / 304.85	16.93	16.30
2	4	F2	Kieran Stokes (J)	2009	Xray	18 / 317.66	17.64	16.67
3	2	F2	Kyle Fuller (J)	2009	Xray	18 / 318.64	17.70	16.71
4	5	F2	Scott Stokes	2009	Xray	17 / 300.57	17.68	16.96
5	3	F2	Craig Murrell (J)	2009	Xray	17 / 322.52	18.97	16.72
6	7	F2	Mick Barnes	2009	Xray	15 / 314.10	20.94	17.60
7	6	F2	Robin Francis	2009	Hot Bodies	15 / 322.21	21.48	16.83
8	8	F2	Jose Jimemez	2009	Associated	0 / 0.00	0.00	0.00

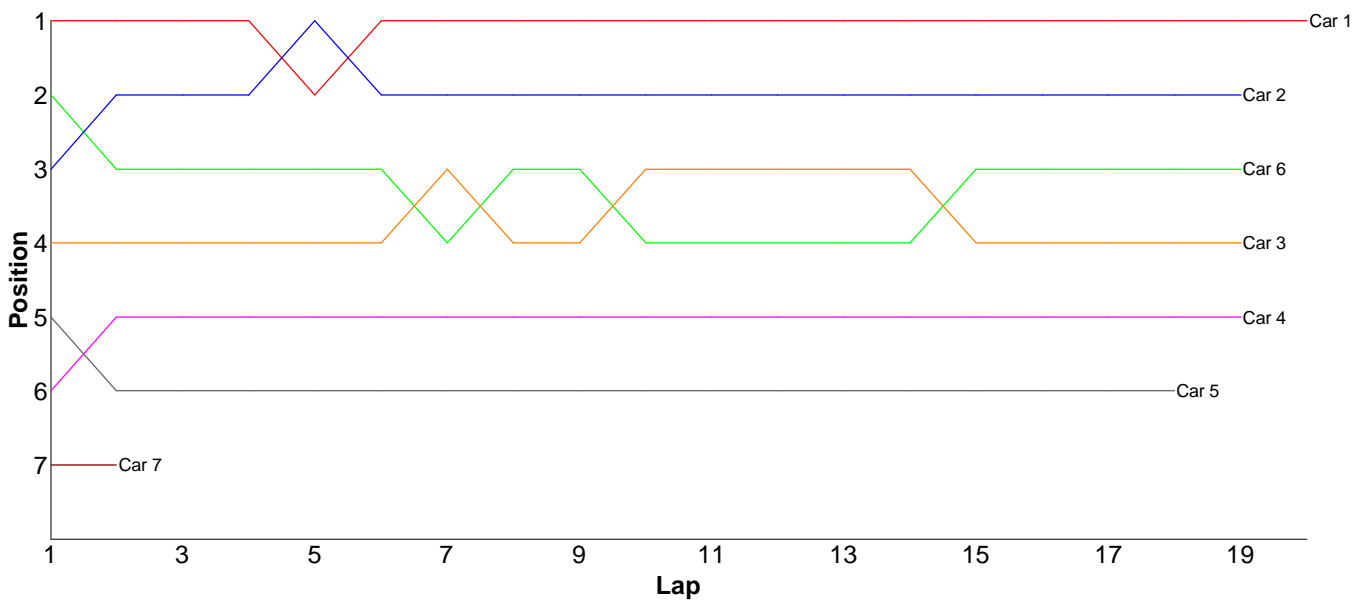
Lap	Car 1	Car 2	Car 3	Car 4	Car 5	Car 6	Car 7	Car 8
1	16.63	17.17	25.52	17.21	19.49	20.93	20.43	
2	16.70	17.30	18.97	19.78	18.13	17.83	18.72	
3	16.88	17.12	18.39	17.55	17.71	31.41	18.01	
4	16.30	17.42	17.23	16.72	17.24	18.10	19.09	
5	16.90	17.08	16.72	17.15	17.96	17.11	17.74	
6	17.11	16.86	16.77	17.35	17.47	18.27	18.80	
7	16.77	18.75	16.99	16.67	17.48	26.81	18.38	
8	17.94	16.77	16.94	16.97	17.48	19.13	18.59	
9	16.68	18.01	16.90	22.28	17.12	17.79	24.73	
10	16.79	16.91	19.05	16.89	17.04	16.83	17.80	
11	17.02	16.71	16.94	17.02	17.11	18.19	17.60	
12	17.22	16.73	17.23	16.84	16.96	30.92	39.25	
13	17.00	17.17	18.48	17.37	18.26	17.59	23.77	
14	17.53	16.88	21.75	17.91	17.85	27.00	20.24	
15	16.89	17.37	17.24	16.81	18.18	24.30	20.95	
16	16.91	16.82	21.19	17.24	17.49			
17	16.74	23.21	26.21	16.83	17.60			
18	16.84	20.36		19.07				
19								



# Heat 5 - Round 4 (13.5)

Pos	Car	Form	Name	Member Type	Car Make	Result	Ave	Best
1	1	F1	Remo Casadei	2009	Schumacher	20 / 314.50	15.72	15.33
2	2	F1	Scott Hauser	2009	Xray	19 / 301.03	15.84	15.50
3	6	F1	Anthony Pedder	2009	Hot Bodies	19 / 307.68	16.19	15.71
4	3	F2	Jon Wilkins	2009	Hot Bodies	19 / 309.65	16.29	15.90
5	4	F1	Gary Fuller	2009	Schumacher	19 / 310.81	16.35	16.03
6	5	F2	James Davis	2009	Tamiya	18 / 300.02	16.66	16.08
7	7	F1	Kevin Bissell	2009	Xray	2 / 36.32	18.16	16.46

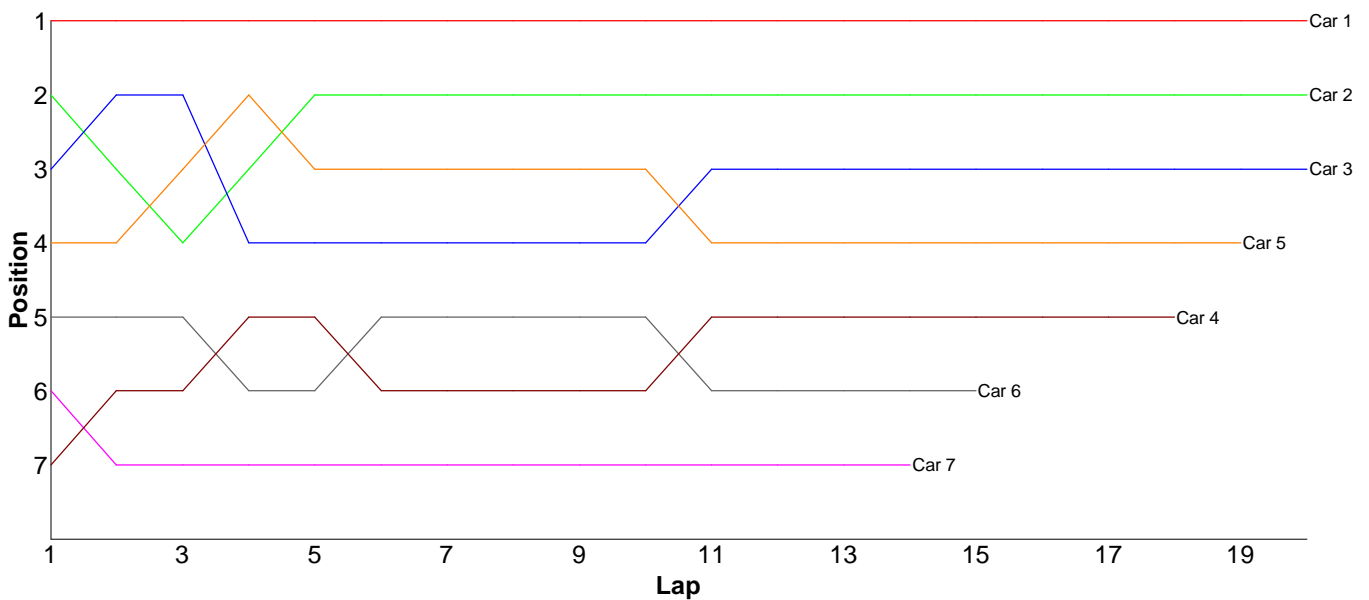
Lap	Car 1	Car 2	Car 3	Car 4	Car 5	Car 6	Car 7
1	15.33	15.87	16.08	16.13	16.08	15.71	16.46
2	15.34	15.66	16.19	16.16	17.05	16.11	19.86
3	15.92	15.65	15.90	16.16	17.69	16.18	
4	15.76	15.50	16.19	16.44	16.34	15.94	
5	16.07	15.62	16.14	16.62	16.29	15.99	
6	15.50	15.63	15.94	16.25	16.25	16.09	
7	15.76	15.84	16.00	16.28	16.38	16.54	
8	15.56	15.62	16.14	16.75	16.10	15.97	
9	15.73	16.13	16.11	16.03	16.77	16.11	
10	15.42	15.97	16.32	16.53	16.72	16.42	
11	15.44	15.56	16.12	16.48	16.48	16.42	
12	15.69	15.55	16.39	16.24	16.34	16.28	
13	15.93	16.04	15.96	16.39	17.02	16.35	
14	15.67	15.62	16.86	16.43	16.72	16.28	
15	15.99	16.55	16.72	16.28	17.41	16.29	
16	15.61	16.06	16.57	16.37	16.52	15.95	
17	15.94	16.02	17.32	16.48	16.68	16.69	
18	16.00	15.84	16.25	16.26	17.18	16.29	
19	15.89	16.30	16.45	16.53		16.07	
20	15.95						
21							



## Heat 6 - Round 4 (10.5)

Pos	Car	Form	Name	Member Type	Car Make	Result	Ave	Best
1	1	F1	Craig Maher	2009	Xray	20 / 304.99	15.24	14.81
2	2	F1	Nick Adams	2009	Tamiya	20 / 310.51	15.52	14.99
3	3	F1	Jamie Vassallo	2009	Schumacher	20 / 313.65	15.68	15.07
4	5		Richard Young	G09A	Xray	19 / 309.24	16.27	15.37
5	4	F1	Brian Killick	2009	Xray	18 / 302.13	16.78	15.30
6	6	F2	Neil Talbot	2009	Xray	15 / 260.89	17.39	15.48
7	7	F2	Stephen Mills	2009	Hot Bodies	14 / 303.88	21.70	18.37

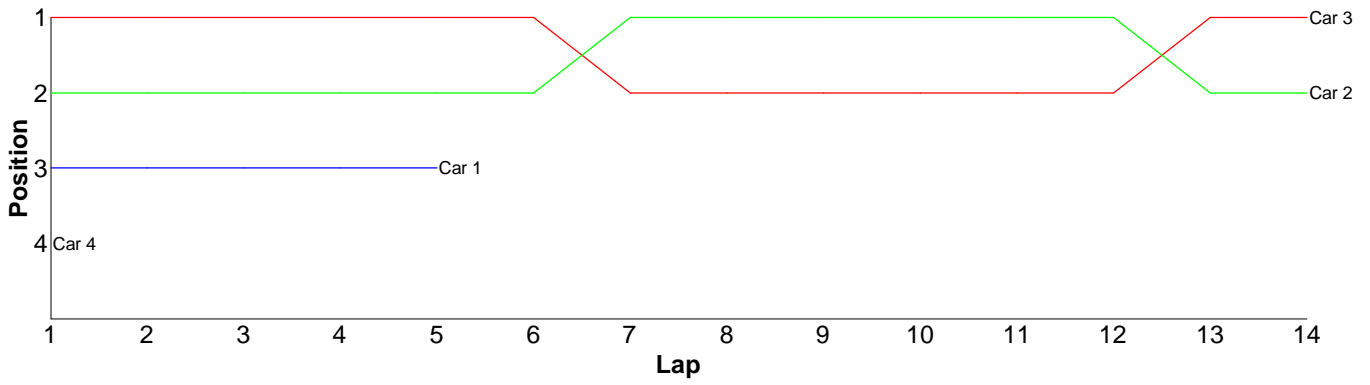
Lap	Car 1	Car 2	Car 3	Car 4	Car 5	Car 6	Car 7
1	14.87	15.46	15.57	21.70	16.18	18.07	20.71
2	15.03	16.07	15.10	16.04	15.84	16.17	29.26
3	14.90	16.16	15.21	18.09	15.46	16.25	18.57
4	14.97	15.77	20.95	18.35	15.72	28.78	21.49
5	15.14	15.10	15.40	15.47	15.54	17.19	24.08
6	14.90	15.43	15.07	24.74	15.65	16.06	21.54
7	15.10	15.18	15.14	16.14	16.31	15.64	18.93
8	15.15	15.32	15.25	15.62	15.54	17.64	25.94
9	15.08	15.42	15.25	15.43	15.66	15.73	19.13
10	15.25	15.18	15.51	15.60	15.81	15.48	19.15
11	14.81	15.25	15.20	15.36	20.02	16.00	18.37
12	15.11	15.22	15.34	15.30	15.37	16.92	18.65
13	15.16	15.28	15.10	16.07	15.65	18.03	25.65
14	14.93	15.47	15.38	15.42	15.94	16.33	22.41
15	15.05	14.99	15.60	15.72	19.64	16.60	
16	15.55	15.88	15.32	15.53	16.03		
17	15.05	15.44	15.84	15.80	16.45		
18	15.34	15.20	16.35	15.75	16.40		
19	18.16	17.64	15.45		16.03		
20	15.44	15.05	15.62				
21							



## Heat 1 - Round 5 (EP Sport)

Pos	Car	Form	Name	Member Type	Car Make	Result	Ave	Best
1	3		Jason Elliot	G09A	Tamiya	14 / 302.67	21.61	19.85
2	2	F2	Matthew Mills (J)	2009	Xray	14 / 303.48	21.67	20.98
3	1	F1	Jack Warren (J)	2009	Xray	5 / 316.49	63.29	20.40
4	4	F2	David Chieng	2009	Tamiya	1 / 301.28	301.28	301.28

1	231.93	22.06	21.95	301.28
2	22.44	20.98	20.75	
3	20.40	21.17	21.01	
4	21.01	21.00	21.19	
5	20.71	21.48	21.33	
6		21.44	21.56	
7		22.10	25.00	
8		21.17	22.14	
9		21.97	20.56	
10		21.74	25.53	
11		23.57	19.85	
12		21.56	19.90	
13		21.76	20.98	
14		21.48	20.92	
15				

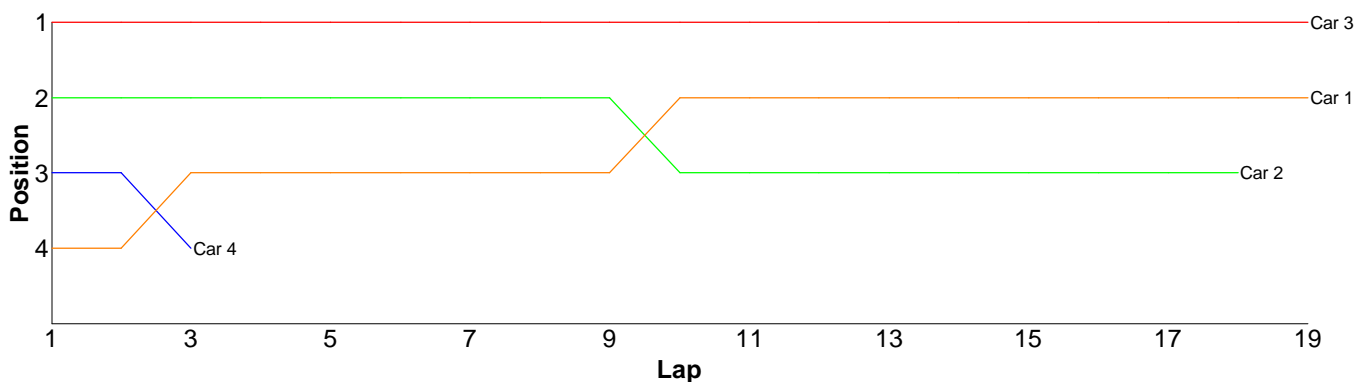


# Heat 2 - Round 5 (GT)

Pos	Car	Form	Name	Member Type	Car Make	Result	Ave	Best
1	3	F1	Nigel Moss	2009	Calandra	19 / 310.04	16.31	15.87
2	1	F2	Gerald Page	2009	Associated	19 / 311.09	16.37	15.96
3	2	F3	Dave Skelton	2009	Associated	18 / 302.39	16.79	16.16
4	4	F2	Rob Warren	2009	Associated	3 / 55.07	18.35	16.47

**Lap Car 1 Car 2 Car 3 Car 4**

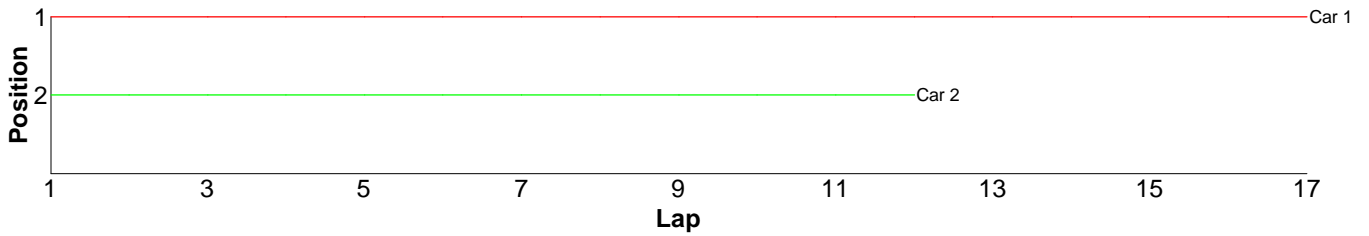
1	17.24	16.26	15.87	16.47
2	16.73	16.49	16.34	16.51
3	16.71	16.16	15.94	22.09
4	16.58	16.24	16.04	
5	16.51	16.50	16.02	
6	16.31	16.38	16.36	
7	16.36	16.75	16.31	
8	16.23	16.35	16.56	
9	16.35	16.47	16.26	
10	16.27	21.97	16.50	
11	15.96	16.35	16.21	
12	16.39	16.52	16.22	
13	16.25	16.51	16.29	
14	16.19	16.87	16.60	
15	16.42	16.64	16.48	
16	16.18	16.67	16.39	
17	16.13	16.62	16.80	
18	16.14	16.64	16.50	
19	16.14		16.35	
20				



# Heat 3 - Round 5 (IC Touring)

Pos	Car	Form	Name	Member Type	Car Make	Result	Ave	Best
1	1	F2	Andrew Mills	2009	Mugen	17 / 307.58	18.09	16.65
2	2	F2	Stephen Mills	2009	Xray	12 / 313.11	26.09	16.94

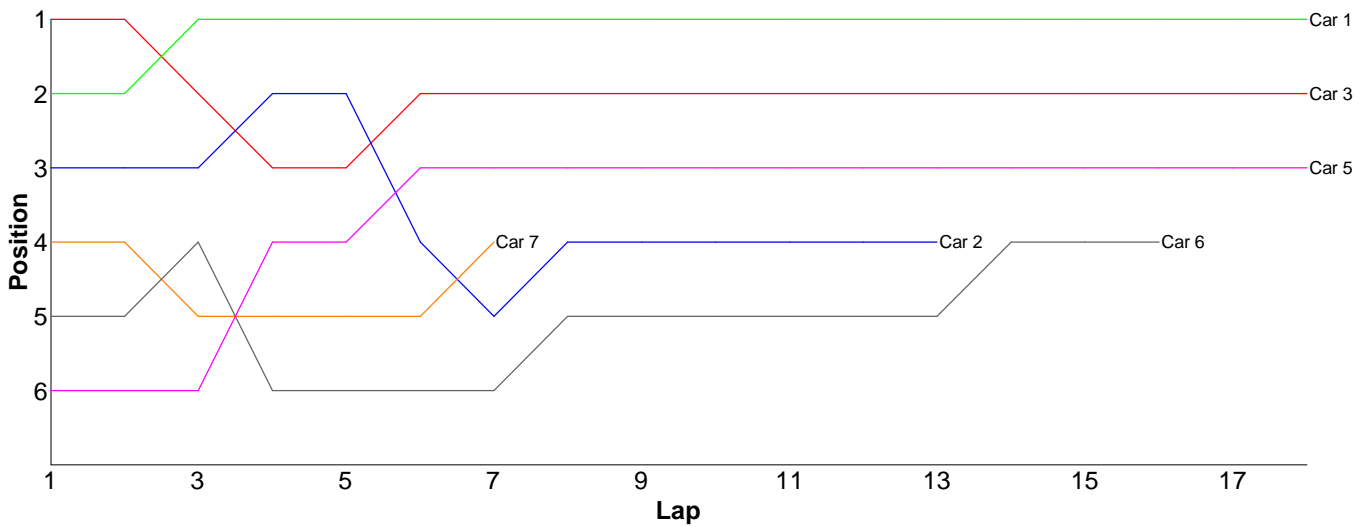
Lap	Car 1	Car 2
1	17.21	17.43
2	18.39	30.30
3	18.04	17.28
4	17.21	17.02
5	16.69	17.84
6	16.65	95.08
7	17.18	17.73
8	17.26	20.01
9	17.68	18.09
10	17.70	16.94
11	17.06	17.04
12	26.68	28.35
13	17.59	
14	18.51	
15	17.33	
16	17.23	
17	19.17	
18		



# Heat 4 - Round 5 (13.5)

Pos	Car	Form	Name	Member Type	Car Make	Result	Ave	Best
1	1	F1	Ian Cairns	2009	Schumacher	18 / 300.72	16.70	16.16
2	3	F2	Craig Murrell (J)	2009	Xray	18 / 305.32	16.96	15.84
3	5	F2	Scott Stokes	2009	Xray	18 / 312.10	17.33	16.45
4	6	F2	Robin Francis	2009	Hot Bodies	16 / 302.76	18.92	17.05
5	2	F2	Kyle Fuller (J)	2009	Xray	13 / 239.18	18.39	16.51
6	7	F2	Mick Barnes	2009	Xray	7 / 129.24	18.46	17.73
=7	4	F2	Kieran Stokes (J)	2009	Xray	0 / 0.00	0.00	0.00
=7	8	F2	Jose Jimenez	2009	Associated	0 / 0.00	0.00	0.00

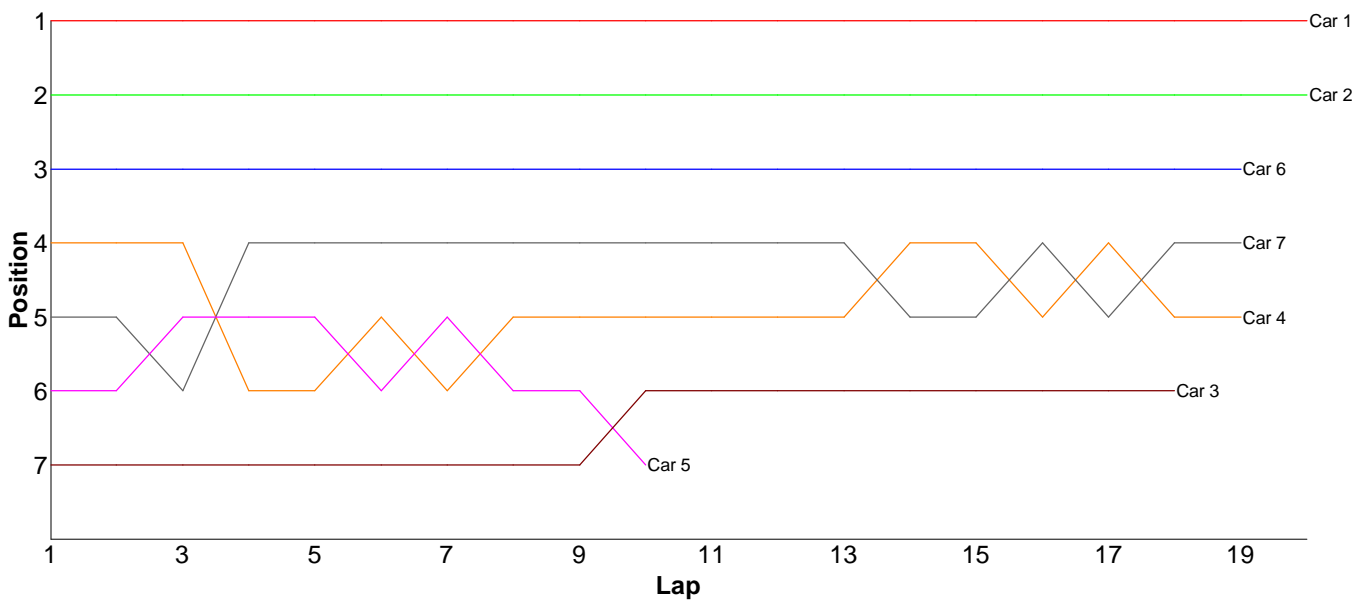
Lap	Car 1	Car 2	Car 3	Car 4	Car 5	Car 6	Car 7	Car 8
1	16.58	16.98	16.41		22.10	21.49	18.10	
2	16.36	16.68	15.84		18.01	17.12	20.48	
3	16.52	18.18	19.36		16.75	17.05	17.84	
4	16.16	16.91	17.15		16.76	20.26	18.43	
5	16.56	16.68	17.40		16.57	19.37	18.89	
6	17.04	23.32	16.67		16.78	21.16	17.73	
7	16.73	21.96	17.06		16.89	17.68	17.77	
8	17.22	17.38	16.83		16.45	17.11		
9	16.71	17.27	16.77		16.88	23.84		
10	16.60	16.75	16.78		16.85	17.32		
11	16.86	16.51	17.25		17.14	18.28		
12	16.64	16.64	16.68		17.29	21.37		
13	16.71	23.92	16.60		16.87	17.54		
14	16.82		17.39		17.46	17.82		
15	16.90		16.38		17.44	17.59		
16	16.94		17.11		17.39	17.76		
17	16.70		16.67		17.38			
18	16.67		16.97		17.09			
19								



# Heat 5 - Round 5 (13.5)

Pos	Car	Form	Name	Member Type	Car Make	Result	Ave	Best
1	1	F1	Remo Casadei	2009	Schumacher	20 / 311.18	15.55	15.16
2	2	F1	Scott Hauser	2009	Xray	20 / 314.61	15.73	15.45
3	6	F1	Anthony Pedder	2009	Hot Bodies	19 / 307.97	16.20	15.66
4	7	F1	Kevin Bissell	2009	Xray	19 / 309.36	16.28	15.73
5	4	F1	Gary Fuller	2009	Schumacher	19 / 309.59	16.29	15.91
6	3	F2	Jon Wilkins	2009	Hot Bodies	18 / 305.85	16.99	16.01
7	5	F2	James Davis	2009	Tamiya	10 / 165.54	16.55	15.96

Lap	Car 1	Car 2	Car 3	Car 4	Car 5	Car 6	Car 7
1	15.43	15.45	16.40	15.91	16.01	15.82	15.97
2	15.28	15.53	16.27	15.97	16.40	15.90	16.39
3	15.16	15.56	16.19	16.32	16.27	15.66	16.34
4	15.67	16.08	17.96	16.92	16.43	15.76	16.10
5	15.53	15.59	17.27	16.15	15.96	16.07	16.14
6	15.58	15.64	16.46	16.25	16.50	16.05	16.12
7	15.43	15.73	16.27	16.16	16.09	15.87	15.73
8	15.53	15.61	16.01	16.31	17.10	17.28	16.61
9	15.43	15.80	16.14	16.09	16.77	16.46	16.34
10	15.67	15.53	16.41	16.31	18.01	16.10	16.31
11	15.44	15.67	16.40	16.50		16.24	15.99
12	15.56	15.53	16.86	16.34		16.27	16.23
13	15.44	15.87	23.26	16.12		16.84	16.23
14	15.74	15.61	17.94	16.11		16.42	17.03
15	15.83	16.08	16.53	16.23		16.21	16.28
16	15.87	15.81	16.83	16.80		16.22	16.63
17	15.49	16.01	16.31	16.06		16.22	16.40
18	15.64	15.82	16.34	16.53		16.32	16.15
19	15.52	16.10		16.51		16.26	16.37
20	15.94	15.59					
21							



# Heat 6 - Round 5 (10.5)

Pos	Car	Form	Name	Member Type	Car Make	Result	Ave	Best
1	2	F1	Nick Adams	2009	Tamiya	20 / 306.69	15.33	14.95
2	4	F1	Brian Killick	2009	Xray	20 / 315.97	15.79	15.20
3	3	F1	Jamie Vassallo	2009	Schumacher	20 / 318.39	15.91	15.01
4	1	F1	Craig Maher	2009	Xray	19 / 300.09	15.79	15.00
5	5		Richard Young	G09A	Xray	19 / 308.13	16.21	15.43
6	7	F2	Stephen Mills	2009	Hot Bodies	16 / 306.18	19.13	16.46
7	6	F2	Neil Talbot	2009	Xray	10 / 168.72	16.87	15.55

Lap	Car 1	Car 2	Car 3	Car 4	Car 5	Car 6	Car 7
1	15.42	15.59	15.46	15.68	15.81	20.58	18.96
2	15.33	15.06	15.29	16.08	15.68	17.32	17.88
3	15.14	15.58	15.11	15.44	15.98	15.86	20.66
4	15.00	15.00	15.01	15.91	15.58	17.96	19.33
5	15.04	15.33	15.59	15.36	15.72	15.83	18.09
6	15.08	15.03	15.20	15.20	15.74	15.79	17.38
7	15.22	15.07	15.37	15.29	15.98	16.24	16.46
8	15.35	15.32	15.29	16.25	16.04	15.55	25.17
9	15.02	15.25	15.37	15.65	19.11	16.88	17.67
10	17.67	14.95	19.18	15.70	17.20	16.71	17.75
11	15.53	15.12	15.37	15.85	15.92		17.26
12	21.74	15.22	16.24	15.60	16.38		18.22
13	15.45	15.41	15.50	15.49	15.43		24.11
14	15.29	15.38	15.50	16.35	16.21		18.18
15	15.21	15.57	15.59	15.81	16.01		20.65
16	15.57	15.44	15.87	15.85	16.05		18.41
17	15.43	15.44	15.57	16.08	16.39		
18	15.79	15.55	15.69	16.14	16.20		
19	15.81	15.62	16.33	15.97	16.70		
20		15.76	19.86	16.27			
21							

