

Race Results

IC Touring - A Final

Pos	Car	Form	Name	Member Type	Car Make	Result	Ave	Best
1	2	F2	Stephen Mills	2009	Xray	17 / 310.38	18.25	17.13
2	1	F2	Andrew Mills	2009	Mugen	1 / 0.00	0.00	0.00

Lap	Car 1	Car 2
-----	-------	-------

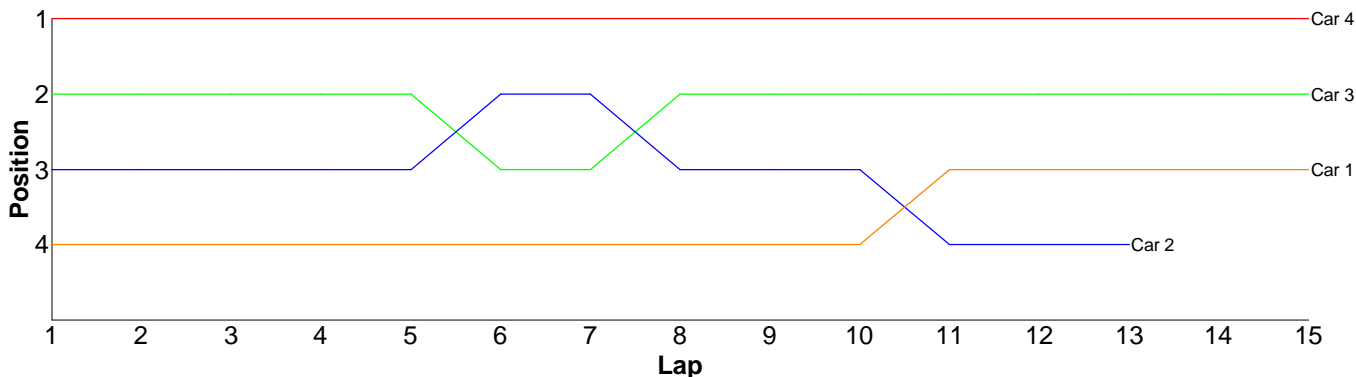
1		28.74
2		17.58
3		17.24
4		18.16
5		17.41
6		18.11
7		17.25
8		17.39
9		17.27
10		18.31
11		17.42
12		17.88
13		17.77
14		17.13
15		17.61
16		17.73
17		17.38
18		

EP Sport - A Final

Pos	Car	Form	Name	Member Type	Car Make	Result	Ave	Best
1	4	F1	Jack Warren (J)	2009	Xray	15 / 326.81	21.78	19.59
2	3		Jason Elliot	G09A	Tamiya	15 / 333.31	22.22	19.96
3	1	F2	David Chieng	2009	Tamiya	15 / 345.39	23.02	20.31
4	2	F2	Matthew Mills (J)	2009	Xray	13 / 328.37	25.25	21.03

Lap Car 1 Car 2 Car 3 Car 4

1	38.17	36.68	34.96	34.25
2	21.20	21.49	20.31	20.24
3	21.66	21.03	20.30	19.83
4	20.86	21.11	21.21	19.82
5	26.44	23.14	23.23	19.59
6	20.47	21.52	26.98	20.85
7	20.31	21.13	20.23	20.12
8	25.23	27.44	21.92	23.73
9	26.04	22.79	20.30	25.56
10	20.67	22.22	21.28	20.10
11	21.86	34.95	21.12	20.46
12	20.37	28.25	20.17	20.30
13	20.72	26.62	19.96	20.13
14	20.73		20.22	20.37
15	20.66		21.12	21.46
16				

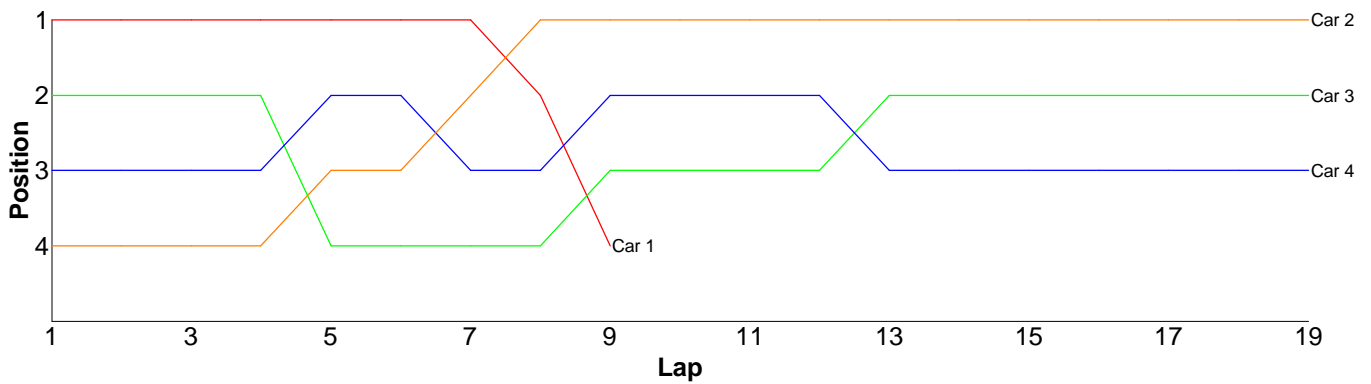


GT - A Final

Pos	Car	Form	Name	Member Type	Car Make	Result	Ave	Best
1	2	F2	Gerald Page	2009	Associated	19 / 321.69	16.93	16.13
2	3	F2	Rob Warren	2009	Associated	19 / 322.74	16.98	15.67
3	4	F3	Dave Skelton	2009	Associated	19 / 330.40	17.38	16.30
4	1	F1	Nigel Moss	2009	Calandra	9 / 163.68	18.18	15.78

Lap	Car 1	Car 2	Car 3	Car 4
-----	-------	-------	-------	-------

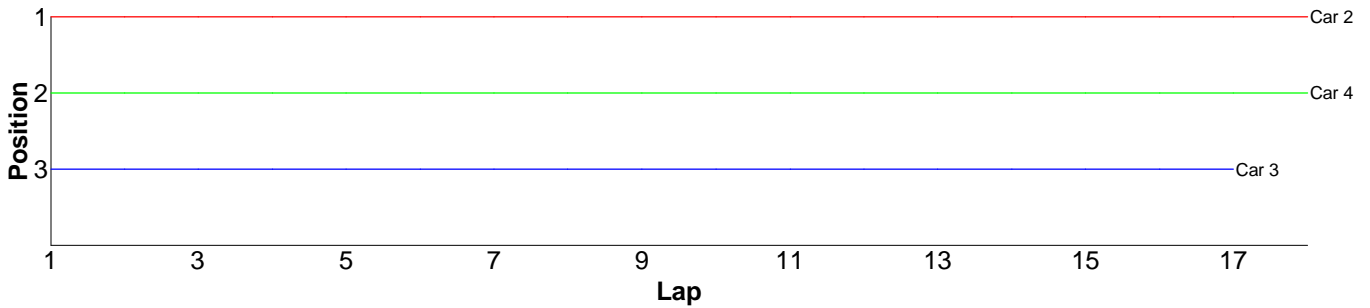
1	24.95	27.75	26.82	27.07
2	16.12	16.32	16.75	16.68
3	16.15	16.39	16.34	16.45
4	15.78	16.33	16.35	16.30
5	16.05	16.43	17.47	16.37
6	17.78	16.13	16.96	16.34
7	16.52	16.37	16.47	17.05
8	19.29	16.16	16.75	16.89
9	21.04	16.58	16.69	16.70
10		16.23	16.56	16.74
11		16.19	16.45	16.67
12		16.33	16.76	16.70
13		16.46	16.44	17.22
14		16.20	16.27	18.98
15		16.38	16.10	16.95
16		16.28	16.10	16.77
17		16.26	15.78	16.83
18		16.46	16.01	16.82
19		16.44	15.67	16.87
20				



13.5 - B Final

Pos	Car	Form	Name	Member Type	Car Make	Result	Ave	Best
1	2	F2	Kyle Fuller (J)	2009	Xray	18 / 309.20	17.17	16.33
2	4	F2	Robin Francis	2009	Hot Bodies	18 / 324.32	18.01	16.91
3	3	F2	Mick Barnes	2009	Xray	17 / 321.65	18.92	17.57
4	1	F2	Kieran Stokes (J)	2009	Xray	1 / 0.00	0.00	0.00

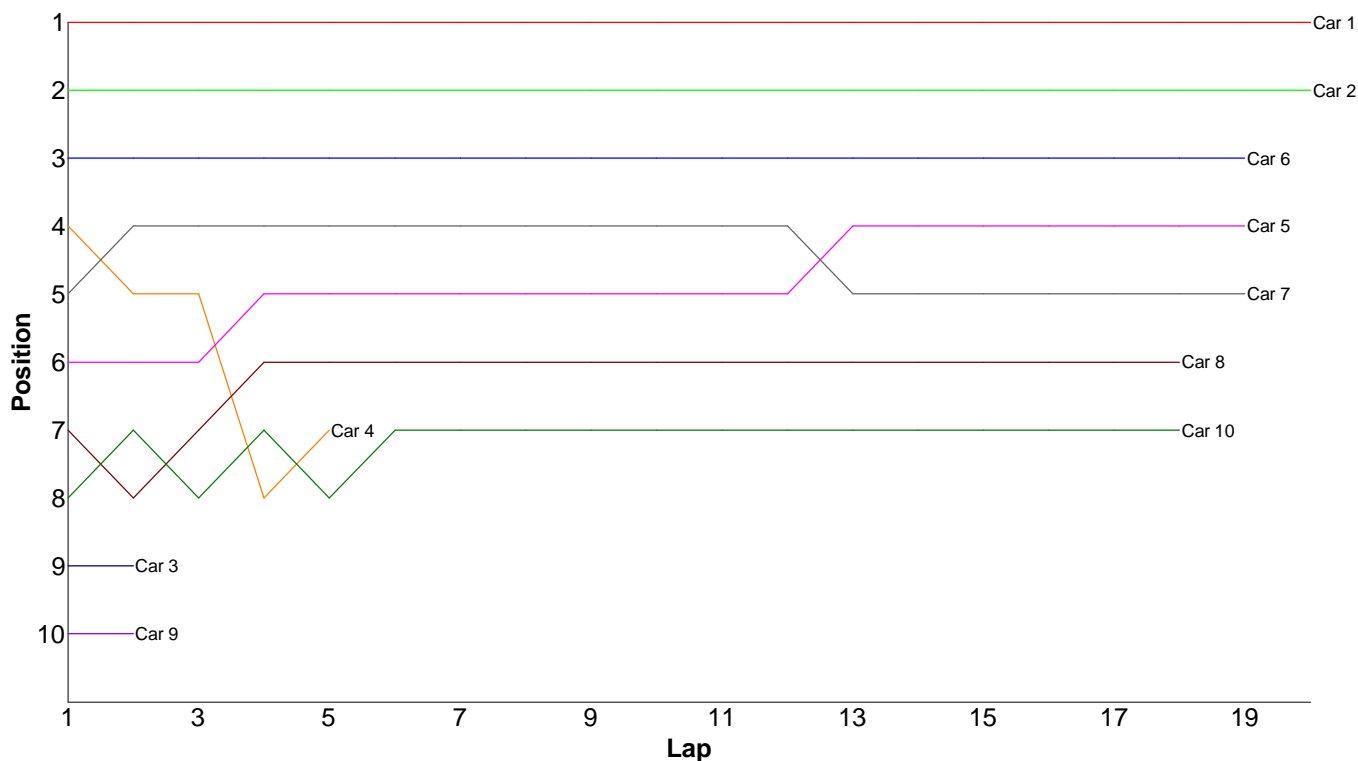
Lap	Car 1	Car 2	Car 3	Car 4
1		26.43	30.66	30.21
2		16.58	18.33	17.31
3		16.54	17.93	17.25
4		16.44	17.94	17.30
5		16.69	18.65	17.47
6		16.55	17.74	16.91
7		16.54	18.30	18.17
8		16.81	17.80	17.43
9		17.11	19.80	16.91
10		16.80	17.57	17.10
11		16.33	17.96	17.42
12		16.64	18.00	17.10
13		16.64	18.47	16.93
14		16.47	17.62	16.96
15		17.00	18.62	17.46
16		16.41	17.98	17.67
17		16.70	18.28	17.43
18		16.52		17.29
19				



13.5 - A Final

Pos	Car	Form	Name	Member Type	Car Make	Result	Ave	Best
1	1	F1	Remo Casadei	2009	Schumacher	20 / 320.05	16.00	15.41
2	2	F1	Scott Hauser	2009	Xray	20 / 330.19	16.50	15.23
3	6	F2	Jon Wilkins	2009	Hot Bodies	19 / 324.11	17.05	15.96
4	5	F1	Gary Fuller	2009	Schumacher	19 / 332.01	17.47	15.99
5	7	F2	James Davis	2009	Tamiya	19 / 332.97	17.52	16.05
6	8	F1	Ian Cairns	2009	Schumacher	18 / 323.04	17.94	16.22
7	10	F2	Scott Stokes	2009	Xray	18 / 329.63	18.31	16.30
8	4	F1	Kevin Bissell	2009	Xray	5 / 100.61	20.12	16.71
9	3	F1	Anthony Pedder	2009	Hot Bodies	2 / 49.99	24.99	15.07
10	9	F2	Craig Murrell (J)	2009	Xray	2 / 113.16	56.58	26.00

Lap	Car 1	Car 2	Car 3	Car 4	Car 5	Car 6	Car 7	Car 8	Car 9	Car 10
1	23.55	24.28	34.92	28.84	30.65	27.39	29.97	31.45	87.16	31.70
2	15.51	15.59	15.07	17.90	16.41	15.96	16.24	17.52	26.00	16.87
3	15.51	15.54		16.71	16.82	16.71	16.05	16.22		17.33
4	15.61	15.46		20.39	16.72	16.39	16.09	16.44		17.54
5	15.42	15.61		16.77	16.46	16.62	16.49	16.65		17.39
6	15.42	15.57			16.20	16.43	16.42	16.70		18.63
7	15.56	15.77			15.99	16.65	16.18	16.59		16.88
8	15.45	15.59			16.50	16.14	16.07	20.53		16.84
9	15.71	15.40			16.81	16.31	16.47	16.76		16.30
10	15.51	15.60			20.66	16.36	19.14	16.79		17.07
11	15.47	15.46			16.51	16.44	16.88	17.00		16.93
12	15.58	15.23			16.25	16.27	19.26	16.85		19.86
13	15.41	17.83			16.54	16.66	17.66	17.52		17.22
14	15.75	15.72			16.55	16.34	16.94	16.85		18.62
15	15.76	20.98			17.06	17.48	16.96	17.29		18.54
16	15.86	16.87			16.92	16.41	16.82	17.01		17.44
17	15.69	15.76			16.35	16.60	16.40	17.08		17.45
18	15.90	15.93			16.41	16.45	16.32	17.79		17.02
19	15.61	16.07			16.20	16.50	16.61			
20	15.77	15.93								
21										



10.5 - A Final

Pos	Car	Form	Name	Member Type	Car Make	Result	Ave	Best
1	1	F1	Craig Maher	2009	Xray	20 / 317.54	15.87	14.99
2	3	F1	Jamie Vassallo	2009	Schumacher	20 / 330.96	16.54	15.40
3	2	F1	Nick Adams	2009	Tamiya	19 / 318.39	16.75	15.13
4	5		Richard Young	G09A	Xray	19 / 330.19	17.37	15.56
5	7	F2	Neil Talbot	2009	Xray	18 / 319.47	17.74	15.35
6	6	F2	Stephen Mills	2009	Hot Bodies	16 / 329.37	20.58	17.23
7	4	F1	Brian Killick	2009	Xray	1 / 0.00	0.00	0.00

Lap	Car 1	Car 2	Car 3	Car 4	Car 5	Car 6	Car 7
1	24.02	24.68	27.31		32.17	39.76	26.51
2	16.45	16.09	16.23		16.34	22.99	15.62
3	16.96	17.28	15.80		15.88	17.31	16.23
4	15.30	15.27	15.70		20.90	22.66	22.85
5	15.28	15.13	15.54		16.34	18.28	20.69
6	15.13	15.33	15.49		16.08	18.13	16.28
7	15.72	15.44	16.86		15.82	18.30	15.61
8	15.44	15.40	15.63		15.63	19.93	16.72
9	15.19	15.47	15.47		15.94	17.79	15.35
10	15.19	15.25	15.43		21.73	17.63	26.42
11	15.54	26.26	15.69		16.05	23.53	15.70
12	15.12	15.34	15.58		15.56	19.31	15.57
13	15.28	15.48	15.41		15.83	17.23	16.05
14	14.99	15.29	20.33		16.07	18.31	15.78
15	15.14	15.34	15.75		15.66	20.79	16.39
16	15.19	15.17	15.57		16.10	17.42	15.79
17	15.43	15.80	15.40		16.00		15.81
18	15.40	17.34	16.25		15.83		16.10
19	15.29	17.03	15.86		16.26		
20	15.48		15.66				
21							

