

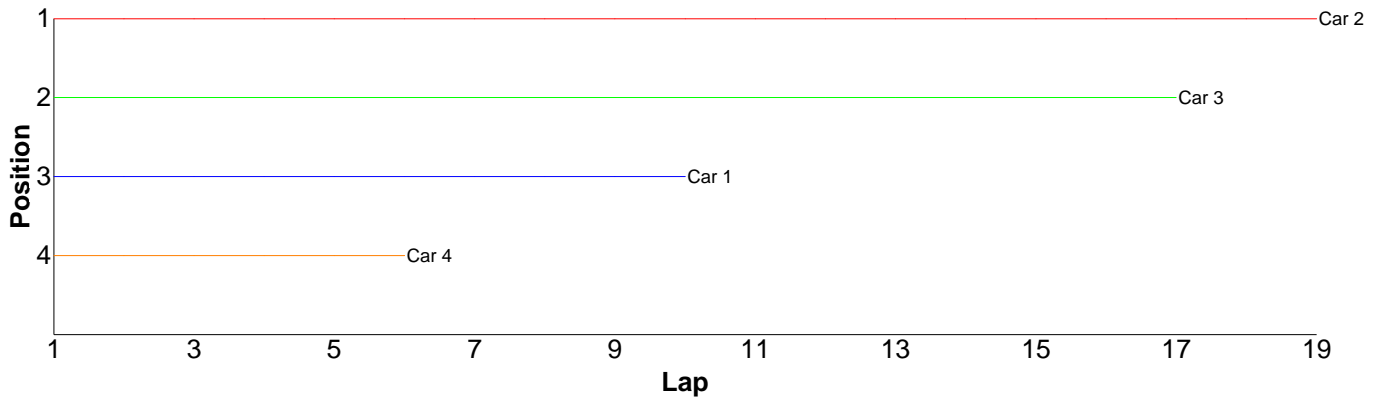
AMCC Summer Series 2009 : Round 1: 1 Apr 09

Race Results

Heat 1 - Round 1 (IC Touring)

Pos	Car	Form	Name	Member Type	Car Make	Result	Ave	Best
1	2	F2	Mark Fagan	2009	Serpent	19 / 315.06	16.58	15.49
2	3	F2	Stephen Mills	2009	Xray	17 / 307.39	18.08	17.00
3	1	F2	Colin Taggart	2009	Xray	10 / 286.02	28.60	15.87
4	4		Nick Willcox	2009	Mugen	6 / 307.72	51.28	16.35

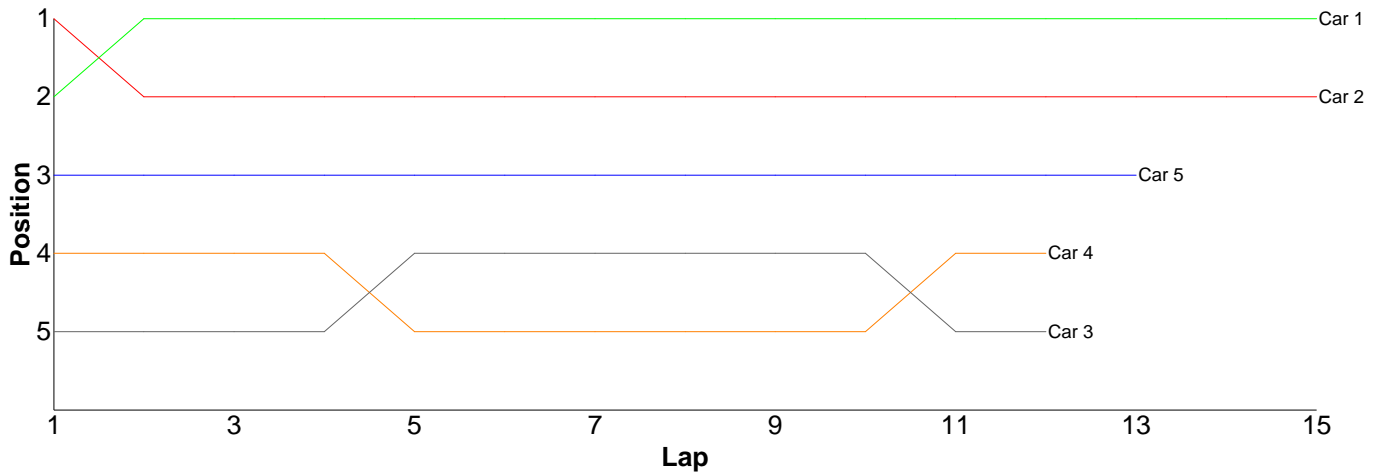
Lap	Car 1	Car 2	Car 3	Car 4
1	65.53	16.10	18.64	215.90
2	16.38	18.65	17.99	16.75
3	16.43	16.28	18.16	17.30
4	89.03	16.00	17.66	17.38
5	16.71	15.92	17.99	16.35
6	16.03	18.17	17.00	24.04
7	15.87	15.79	17.31	
8	15.89	16.20	17.39	
9	17.84	15.80	17.16	
10	16.31	16.37	17.40	
11		15.98	17.15	
12		15.49	17.46	
13		23.43	23.96	
14		15.64	18.36	
15		15.80	17.78	
16		15.91	17.88	
17		15.74	18.10	
18		16.07		
19		15.72		
20				



Heat 2 - Round 1 (EP Sport)

Pos	Car	Form	Name	Member Type	Car Make	Result	Ave	Best
1	1	F1	Jack Warren (J)	2009	Xray	15 / 314.94	20.99	20.32
2	2		Jason Elliot	G09A	Tamiya	15 / 316.90	21.12	20.61
3	5	F2	Jack Talbot (J)	2009	Xray	13 / 323.51	24.88	22.60
4	4	F2	David Chieng	2009	Tamiya	12 / 315.72	26.31	21.77
5	3	F2	Bradley Killick (J)	2009	Xray	12 / 319.55	26.62	21.36

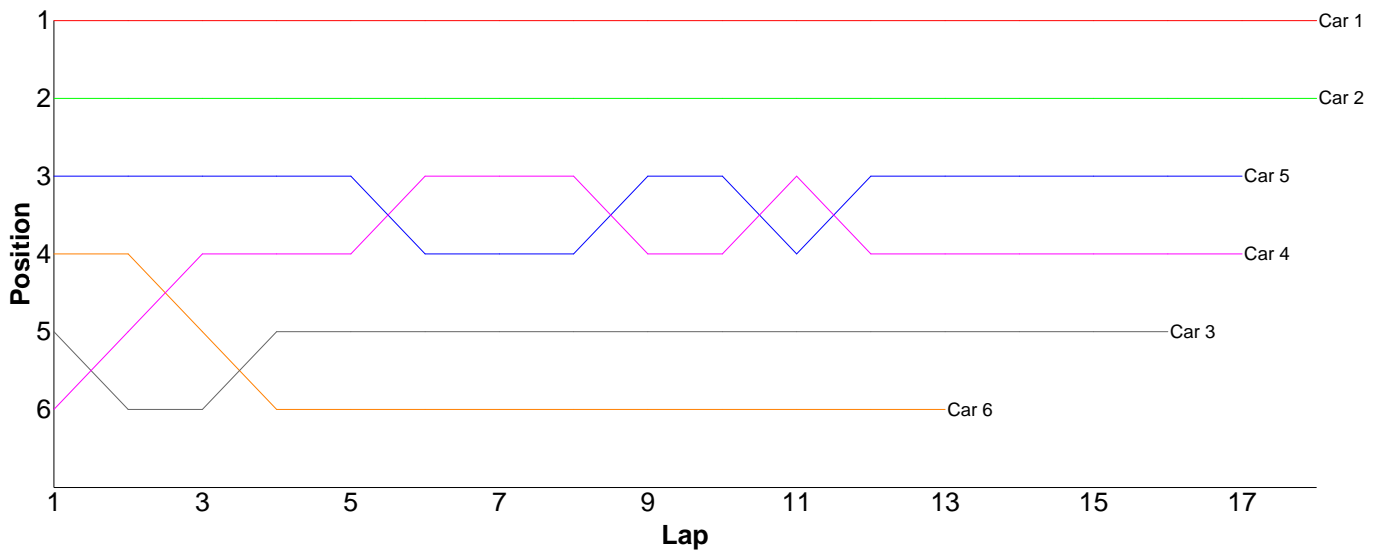
Lap	Car 1	Car 2	Car 3	Car 4	Car 5
1	21.75	21.34	27.01	26.72	24.58
2	20.32	20.94	37.21	30.51	27.30
3	20.79	21.60	23.13	25.52	30.43
4	20.39	20.74	25.54	27.65	25.10
5	21.50	22.35	21.36	32.39	23.22
6	20.66	20.81	22.38	23.77	22.68
7	20.97	20.61	23.23	24.13	24.19
8	20.63	21.69	22.96	26.24	23.98
9	21.34	21.12	30.35	21.77	23.72
10	20.47	20.64	25.51	24.75	25.16
11	20.80	21.22	37.96	28.36	22.60
12	21.20	21.02	22.91	23.91	26.41
13	21.34	20.66			24.14
14	21.70	20.88			
15	21.08	21.28			
16					



Heat 3 - Round 1 (<13.5 / 17.5>)

Pos	Car	Form	Name	Class	Member Type	Car Make	Result	Ave
1	1	F1	Scott Hauser	17.5	2009	Xray	18 / 309.32	17.18
2	2	F2	Scott Stokes	13.5	2009	Xray	18 / 317.18	17.62
3	5		James Rumble	13.5	2009	Xray	17 / 310.00	18.23
4	4	F2	Jose Jimemez	13.5	2009	Associated	17 / 310.58	18.26
5	3	F2	Robin Francis	13.5	2009	Hot Bodies	16 / 313.27	19.57
6	6	F2	Andy Lewis	13.5	2009	Hot Bodies	13 / 282.55	21.73

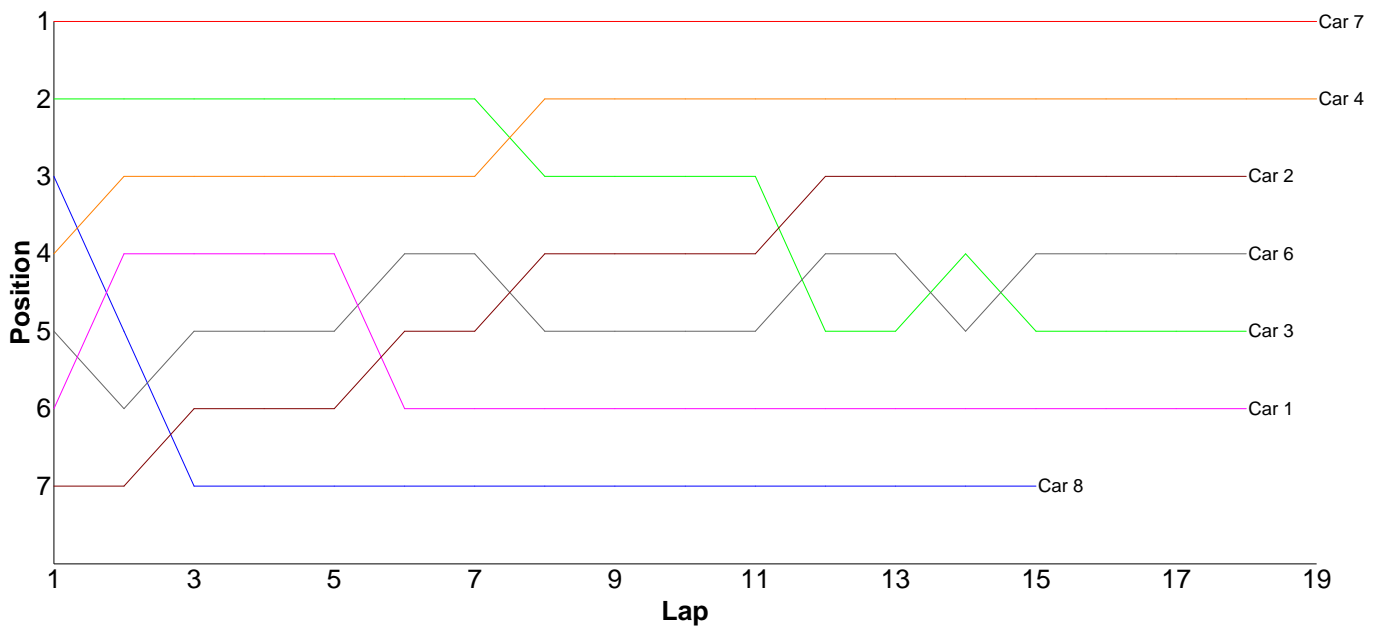
Lap	Car 1	Car 2	Car 3	Car 4	Car 5	Car 6
1	16.49	17.30	23.71	24.27	18.03	20.07
2	16.27	17.00	24.75	19.35	23.80	23.05
3	17.78	17.64	19.68	16.81	16.86	24.79
4	18.69	17.59	18.95	17.51	16.75	19.91
5	16.90	18.11	17.90	16.89	17.25	21.02
6	17.28	17.74	17.82	17.97	22.03	30.13
7	16.92	17.68	17.85	18.08	17.74	20.70
8	17.03	17.16	24.51	17.76	16.64	19.38
9	16.91	17.71	17.45	21.36	17.30	20.80
10	17.03	17.16	17.19	17.38	20.66	22.50
11	16.86	17.89	17.86	17.29	17.67	20.37
12	17.68	17.49	18.32	18.20	17.66	19.29
13	17.82	18.30	18.24	17.36	17.29	20.54
14	16.97	17.65	19.32	17.18	17.36	
15	17.21	17.53	18.64	17.66	17.49	
16	17.44	18.45	21.08	17.24	17.60	
17	17.13	17.24		18.27	17.87	
18	16.91	17.54				
19						



Heat 4 - Round 1 (GT)

Pos	Car	Form	Name	Member Type	Car Make	Result	Ave	Best
1	7		Jason Butterfield	G09-GT2	BMI	19 / 308.74	16.24	15.94
2	4	F3	Jon Wilkins	2009	Associated	19 / 314.38	16.54	15.93
3	2	F3	Tim Webb	2009	Associated	18 / 300.80	16.71	15.96
4	6		Mark Burgess	G09-GT2	Associated	18 / 304.23	16.90	16.06
5	3	F3	Nigel Moss	2009	Calandra	18 / 304.73	16.92	16.00
6	1	F2	Gerald Page	2009	Associated	18 / 312.86	17.38	16.65
7	8	F3	Dave Skelton	2009	Associated	15 / 314.50	20.96	16.52
8	5	F2	Rob Warren	2009	Associated	0 / 0.00	0.00	0.00

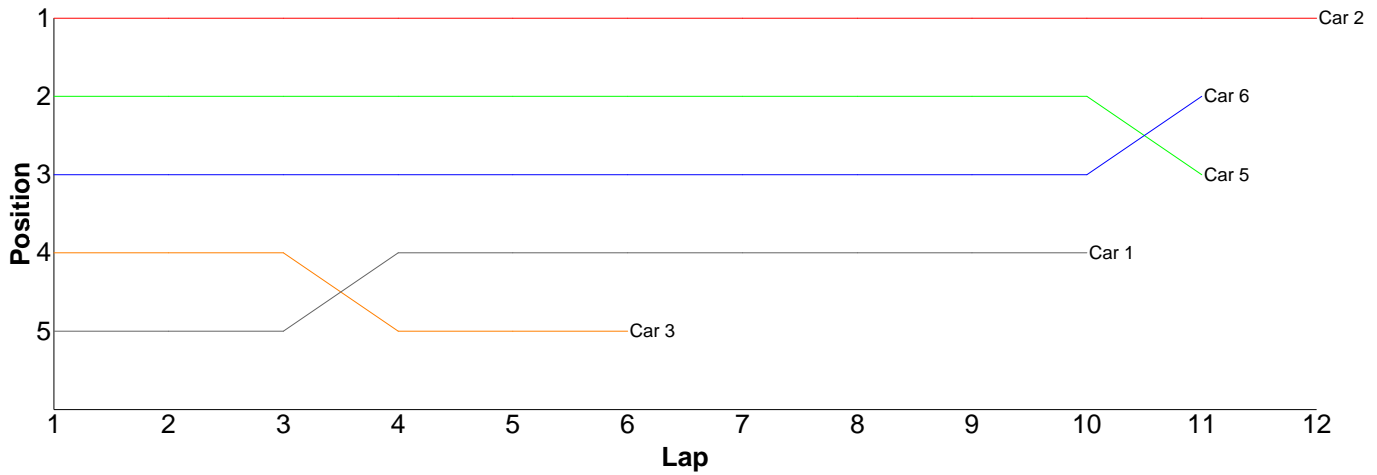
Lap	Car 1	Car 2	Car 3	Car 4	Car 5	Car 6	Car 7	Car 8
1	17.68	23.34	16.46	17.07		17.19	16.35	16.54
2	17.44	17.13	16.68	16.39		20.17	16.00	19.39
3	17.22	16.17	16.00	16.26		16.66	16.10	23.06
4	17.95	16.05	16.15	16.24		17.29	16.24	36.14
5	17.27	16.18	16.20	16.25		16.69	16.32	22.57
6	17.64	16.07	16.39	16.42		16.35	16.38	19.41
7	17.67	16.66	16.17	15.93		16.63	15.94	18.60
8	17.19	16.28	18.40	16.65		17.03	16.18	17.18
9	16.98	16.08	17.30	16.36		16.46	16.31	17.21
10	17.47	16.35	16.57	17.03		16.31	16.06	16.52
11	16.89	16.11	16.87	16.40		17.24	15.99	19.25
12	16.74	16.02	21.53	16.72		16.50	16.45	22.69
13	17.38	15.96	16.55	17.06		16.65	15.96	18.23
14	18.24	16.33	16.47	16.34		16.78	16.32	29.83
15	17.30	16.42	16.92	16.41		16.06	17.76	17.88
16	16.81	16.01	16.66	16.59		17.20	16.11	
17	16.65	17.38	16.63	16.82		16.65	16.06	
18	18.34	16.26	16.78	16.82		16.37	16.05	
19				16.62			16.16	
20								



Heat 5 - Round 1 (<Bikes>)

Pos	Car	Form	Name	Class	Member Type	Car Make	Result	Ave
1	2	F2	Dave Tims	Bikes 1/5th	2009		12 / 301.40	25.11
2	6	F2	Matthew Book	Bikes 1/5th	2009		11 / 308.30	28.02
3	5	F4	Gerald Page	Bikes 1/8th	2009		11 / 310.73	28.24
4	1	F2	Dave Richards	Bikes 1/5th	2009		10 / 305.90	30.59
5	3	F3	Chris Groom	Bikes 1/8th	2009		6 / 256.34	42.72
6	4	F3	Andy Carless	Bikes 1/8th	2009		0 / 0.00	0.00

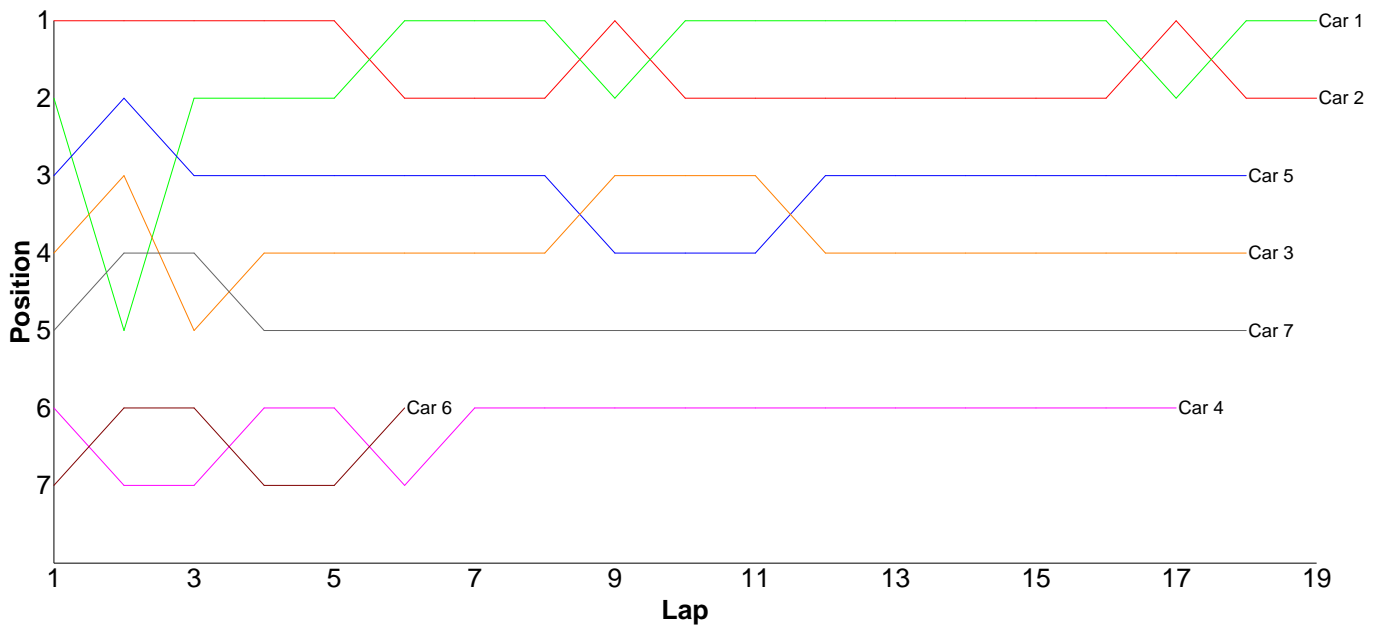
Lap	Car 1	Car 2	Car 3	Car 4	Car 5	Car 6
1	33.86	24.24	32.38		24.68	29.31
2	46.11	23.52	25.86		25.05	28.84
3	23.01	22.90	29.22		29.89	27.34
4	31.09	23.33	71.83		25.74	30.85
5	25.50	23.93	56.59		25.74	25.92
6	23.98	22.46	40.46		26.58	27.71
7	23.11	23.41			37.30	26.33
8	46.43	22.80			26.50	33.67
9	29.31	22.76			26.98	26.38
10	23.50	22.88			25.44	25.10
11		38.07			36.83	26.85
12		31.10				
13						



Heat 6 - Round 1 (<13.5 / 17.5>)

Pos	Car	Form	Name	Member Type	Car Make	Result	Ave	Best
1	1	F2	Jon Wilkins	2009	Hot Bodies	19 / 314.88	16.57	16.10
2	2	F1	Ian Cairns	2009	Schumacher	19 / 327.29	17.22	16.10
3	5	F2	Kieran Stokes (J)	2009	Xray	18 / 306.65	17.03	16.61
4	3	F2	Neil Pilkington	2009	Hot Bodies	18 / 308.32	17.12	16.60
5	7	F2	Craig Murrell (J)	2009	Xray	18 / 313.57	17.42	16.65
6	4	F2	Chris Graco	2009	Xray	17 / 300.20	17.65	16.82
7	6		Garry Noble	G09A	Scythe	6 / 108.34	18.05	16.53

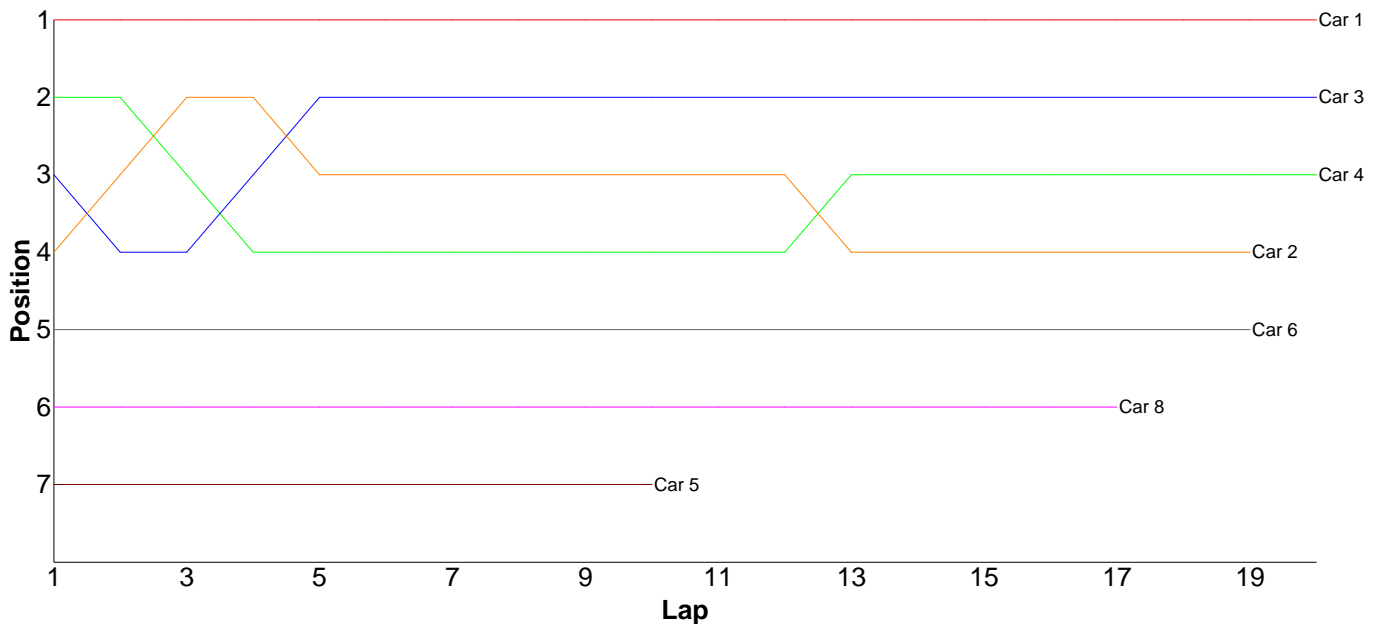
Lap	Car 1	Car 2	Car 3	Car 4	Car 5	Car 6	Car 7
1	17.10	16.77	17.25	17.67	17.13	18.22	17.54
2	17.67	17.32	16.99	18.39	16.96	17.80	16.96
3	16.27	16.61	17.22	17.09	16.97	16.53	16.77
4	16.48	16.67	17.71	17.56	17.39	19.99	19.13
5	16.41	16.40	17.17	18.45	16.94	17.51	16.65
6	16.37	16.80	17.06	21.33	16.86	18.29	17.25
7	16.10	16.39	16.81	17.18	17.63		17.24
8	17.36	16.95	17.00	16.92	17.18		17.17
9	16.44	16.10	16.60	16.95	17.52		17.13
10	16.21	16.54	16.99	17.28	16.92		16.95
11	16.46	16.51	17.42	17.99	16.75		17.24
12	16.14	16.58	17.17	17.80	16.61		16.88
13	16.42	16.45	17.35	16.82	16.73		17.48
14	16.44	16.14	17.03	17.27	17.43		19.47
15	16.45	16.46	17.08	16.88	16.65		17.56
16	16.51	16.43	16.97	17.34	16.89		17.47
17	17.19	16.65	17.27	17.28	17.04		17.44
18	16.48	17.19	17.23		17.05		17.24
19	16.38	28.33					
20							



Heat 7 - Round 1 (10.5)

Pos	Car	Form	Name	Member Type	Car Make	Result	Ave	Best
1	1	F1	Ori Sohachevsky	2009	Schumacher	20 / 312.32	15.61	14.80
2	3	F1	Nick Adams	2009	Tamiya	20 / 312.43	15.62	15.08
3	4	F1	Brian Killick	2009	Xray	20 / 314.76	15.73	15.27
4	2	F1	Sam Martin	2009	Hot Bodies	19 / 301.62	15.87	15.39
5	6	F2	Neil Hunt	2009	Schumacher	19 / 312.28	16.43	15.33
6	8	F2	Stephen Mills	2009	Hot Bodies	17 / 313.88	18.46	16.72
7	5	F2	Glen West	2009	Xray	10 / 314.05	31.40	15.69
8	7	F2	Neil Talbot	2009	Xray	0 / 0.00	0.00	0.00

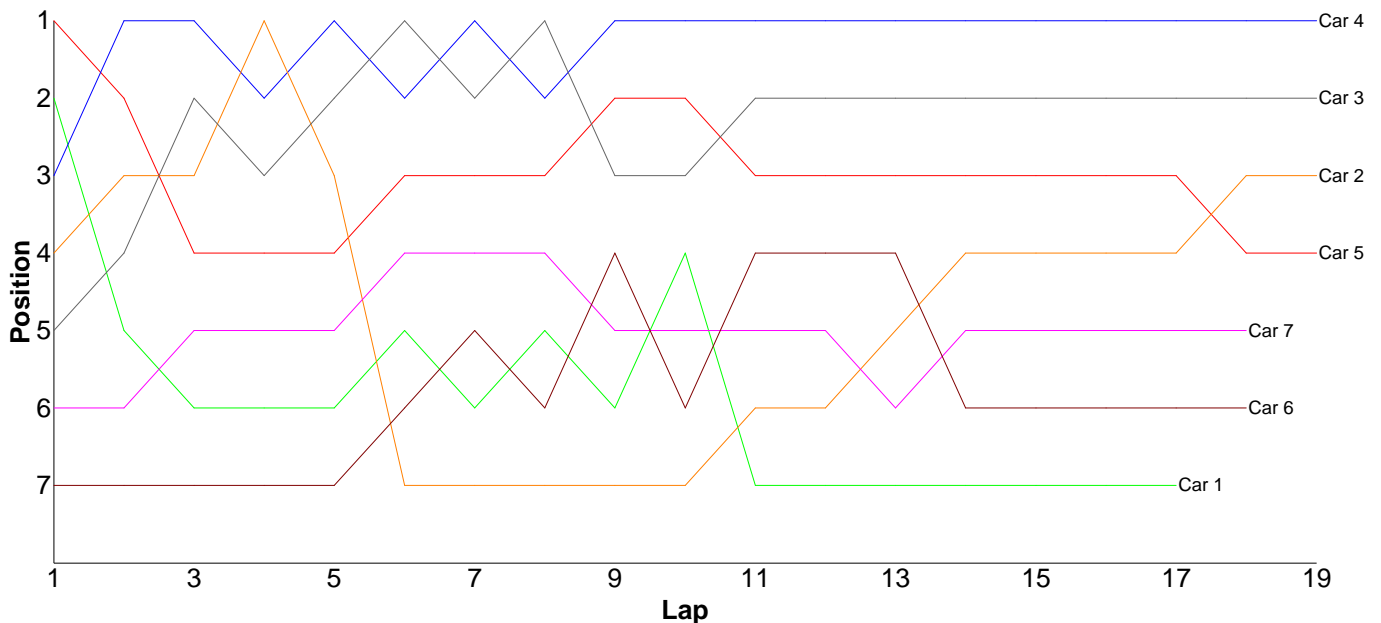
Lap	Car 1	Car 2	Car 3	Car 4	Car 5	Car 6	Car 7	Car 8
1	15.09	16.06	16.00	15.87	27.32	16.86		20.20
2	15.46	15.62	15.83	15.74	19.36	16.05		26.09
3	15.12	15.55	15.81	15.73	33.19	15.91		17.41
4	15.03	15.39	15.17	15.99	18.86	15.70		16.72
5	14.86	15.89	15.64	15.72	132.90	15.86		16.78
6	14.80	15.56	15.08	15.76	15.69	16.21		18.11
7	15.04	15.70	15.50	16.44	17.62	15.71		17.59
8	16.19	15.78	15.62	15.70	16.26	15.82		17.92
9	15.24	15.61	15.47	15.66	15.69	15.73		16.91
10	15.07	15.87	15.51	15.27	17.16	15.33		17.88
11	15.18	15.53	15.28	15.27		15.67		17.32
12	15.04	15.73	15.55	15.46		15.80		17.49
13	17.38	15.92	15.35	15.30		15.93		17.76
14	15.65	17.27	15.27	16.24		16.05		17.35
15	15.10	16.09	15.52	15.51		16.05		23.45
16	15.18	15.89	15.30	15.86		15.64		17.79
17	15.38	16.04	15.61	15.63		17.73		17.11
18	15.31	15.89	17.90	15.96		17.92		
19	15.05	16.23	15.49	15.77		22.31		
20	21.15		15.53	15.88				
21								



Heat 8 - Round 1 (<13.5 / 17.5>)

Pos	Car	Form	Name	Member Type	Car Make	Result	Ave	Best
1	4	F1	Gary Fuller	2009	Schumacher	19 / 308.86	16.25	15.84
2	3	F1	Remo Casadei	2009	Schumacher	19 / 310.75	16.35	15.74
3	2	F1	Scott Hauser	2009	Xray	19 / 312.52	16.44	15.64
4	5	F2	James Davis	2009	Tamiya	19 / 314.08	16.53	16.21
5	7	F1	Kevin Bissell	2009	Hot Bodies	18 / 301.07	16.72	16.18
6	6	F1	Anthony Pedder	2009	Hot Bodies	18 / 308.78	17.15	15.69
7	1	F1	Joe Jenyavanija	2009	Tamiya	17 / 303.08	17.82	16.11

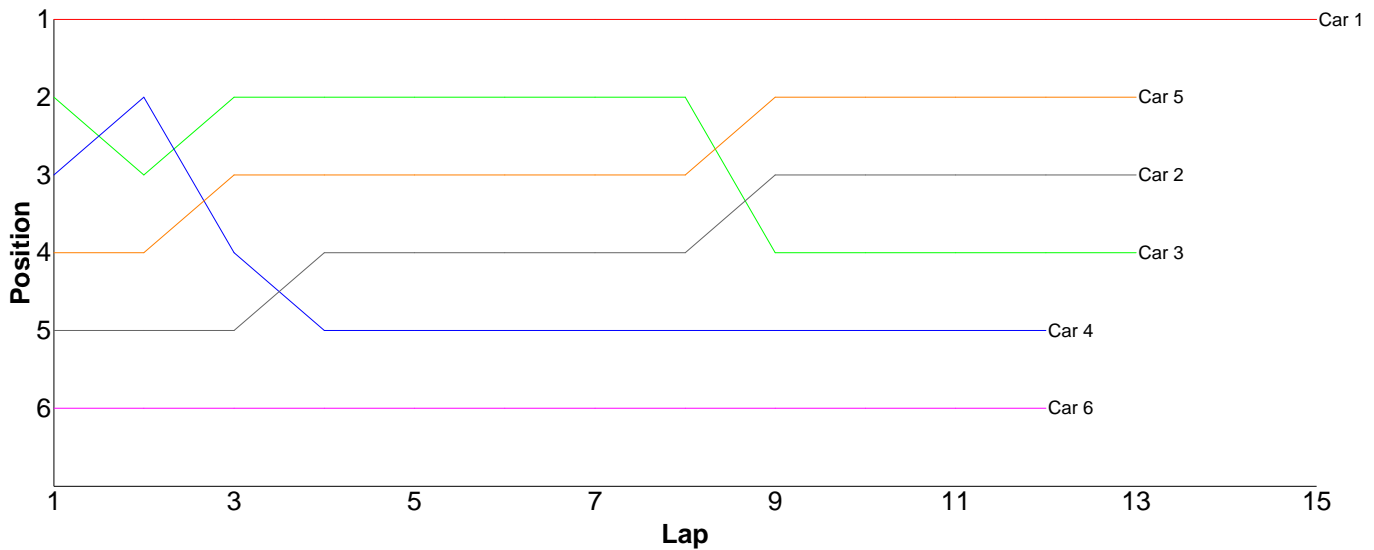
Lap	Car 1	Car 2	Car 3	Car 4	Car 5	Car 6	Car 7
1	16.50	16.56	16.73	16.54	16.48	19.63	17.67
2	16.97	16.26	16.14	16.13	16.31	16.26	16.34
3	17.14	16.16	16.08	16.20	16.65	15.69	16.32
4	17.85	15.64	16.04	15.99	16.29	16.96	16.18
5	16.85	17.12	15.96	16.04	16.21	16.81	16.39
6	16.32	22.97	16.66	16.75	16.56	16.32	16.69
7	16.63	15.78	16.37	16.01	16.55	16.09	17.03
8	16.11	16.98	15.74	16.36	16.36	16.65	16.63
9	16.40	15.84	18.74	15.95	16.55	16.11	17.29
10	16.22	15.97	16.17	15.84	16.64	16.82	16.63
11	19.14	16.02	16.04	16.33	16.36	16.18	16.57
12	16.54	15.97	15.96	16.21	16.95	16.69	16.87
13	17.80	15.80	16.54	16.30	16.77	16.61	16.50
14	33.37	15.68	16.37	16.43	16.46	22.80	16.60
15	16.90	15.84	16.12	16.31	16.48	16.70	17.03
16	16.20	15.92	16.42	16.38	16.59	16.67	16.64
17	16.14	16.38	16.12	16.58	16.48	17.92	16.73
18		15.83	16.50	16.33	16.45	17.87	16.96
19		15.80	16.05	16.18	16.94		
20							



Heat 9 - Round 1 (<Bikes>)

Pos	Car	Form	Name	Member Type	Car Make	Result	Ave	Best
1	1		Simon Lancaster	G09A		15 / 320.83	21.38	20.68
2	5	F2	Matt Tims	2009		13 / 302.04	23.23	21.92
3	2	F2	Chris Groom	2009		13 / 306.53	23.57	21.51
4	3	F2	Steve Leake	2009		13 / 308.92	23.76	21.65
5	4	F2	Andy Carless	2009		12 / 316.32	26.36	22.19
6	6	F2	Scott Adderson	2009		12 / 324.92	27.07	24.12

Lap	Car 1	Car 2	Car 3	Car 4	Car 5	Car 6
1	20.85	32.43	22.55	22.71	23.15	42.60
2	20.89	21.51	27.50	23.86	28.11	27.43
3	21.26	23.72	22.78	28.96	23.79	29.00
4	21.00	22.39	21.92	26.87	22.63	24.51
5	21.10	25.85	22.42	23.56	21.92	26.59
6	21.01	21.84	21.65	22.19	22.15	24.70
7	20.96	25.41	22.67	27.88	22.90	25.09
8	25.69	21.96	23.44	26.58	22.71	25.25
9	21.41	23.49	34.93	26.55	22.19	24.19
10	21.44	21.95	22.86	33.32	22.45	24.12
11	20.91	21.95	22.22	27.99	22.65	24.20
12	20.68	22.20	21.70	25.85	22.29	27.24
13	20.82	21.83	22.28		25.10	
14	20.76					
15	22.05					
16						

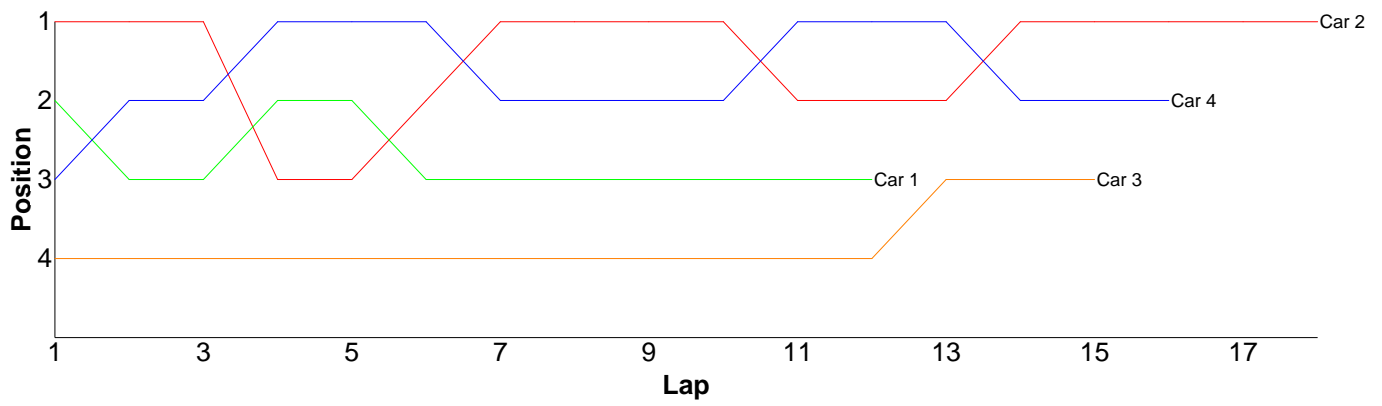


Heat 1 - Round 2 (IC Touring)

Pos	Car	Form	Name	Member Type	Car Make	Result	Ave	Best
1	2	F2	Mark Fagan	2009	Serpent	18 / 303.03	16.83	15.48
2	4		Nick Willcox	2009	Mugen	16 / 276.27	17.26	15.89
3	3	F2	Stephen Mills	2009	Xray	15 / 305.72	20.38	16.73
4	1	F2	Colin Taggart	2009	Xray	12 / 222.67	18.55	15.87

Lap	Car 1	Car 2	Car 3	Car 4
-----	-------	-------	-------	-------

1	16.14	15.99	45.47	16.76
2	19.19	16.66	21.16	17.29
3	17.01	17.41	17.84	16.39
4	16.32	21.38	17.23	15.98
5	15.87	15.48	16.82	16.97
6	20.83	15.62	16.73	17.68
7	20.82	17.72	17.38	20.27
8	22.60	15.62	17.31	17.06
9	16.33	15.76	19.62	16.28
10	18.40	16.45	17.89	15.89
11	16.47	23.28	17.50	18.42
12	22.69	16.27	27.24	16.38
13		15.86	17.55	17.10
14		15.88	18.14	17.05
15		15.64	17.84	20.17
16		16.00		16.58
17		15.69		
18		16.32		
19				

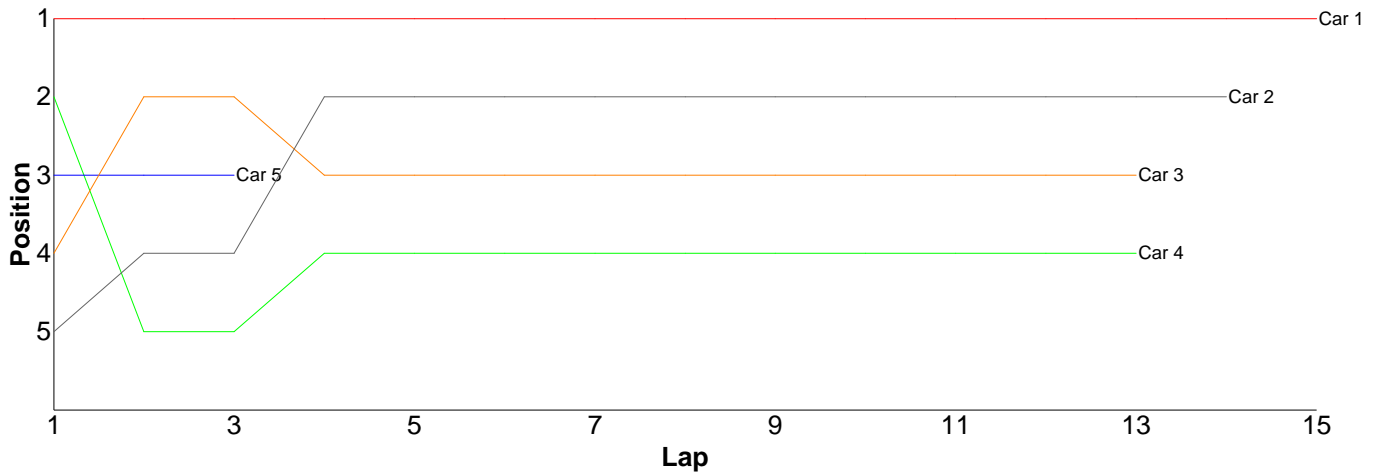


Heat 2 - Round 2 (EP Sport)

Pos	Car	Form	Name	Member Type	Car Make	Result	Ave	Best
1	1	F1	Jack Warren (J)	2009	Xray	15 / 314.02	20.93	19.53
2	2		Jason Elliot	G09A	Tamiya	14 / 306.86	21.91	19.52
3	3	F2	Bradley Killick (J)	2009	Xray	13 / 303.48	23.34	20.18
4	4	F2	David Chieng	2009	Tamiya	13 / 310.04	23.84	21.39
5	5	F2	Jack Talbot (J)	2009	Xray	3 / 65.41	21.80	21.41

Lap	Car 1	Car 2	Car 3	Car 4	Car 5
-----	-------	-------	-------	-------	-------

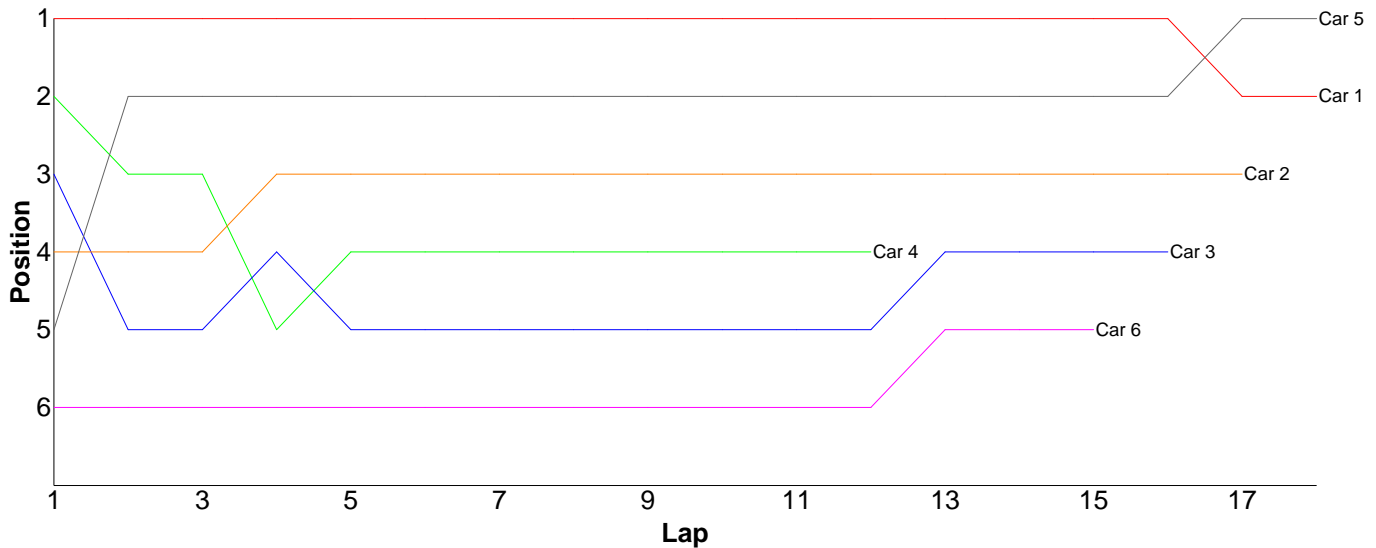
1	20.33	26.40	22.95	21.48	22.13
2	19.53	20.17	20.18	29.68	21.87
3	22.13	20.31	21.01	22.87	21.41
4	19.98	20.60	26.31	21.96	
5	19.65	20.38	24.16	21.39	
6	19.93	19.92	23.06	23.61	
7	24.53	19.98	25.26	25.58	
8	20.09	19.52	20.64	22.28	
9	19.95	19.81	21.76	22.26	
10	21.03	30.88	20.81	21.67	
11	21.99	28.31	31.96	29.93	
12	23.67	20.77	22.75	24.08	
13	20.37	20.06	22.63	23.25	
14	20.59	19.75			
15	20.25				
16					



Heat 3 - Round 2 (<13.5 / 17.5>)

Pos	Car	Form	Name	Class	Member Type	Car Make	Result	Ave
1	5		James Rumble	13.5	2009	Xray	18 / 309.78	17.21
2	1	F1	Scott Hauser	17.5	2009	Xray	18 / 311.50	17.30
3	2	F2	Scott Stokes	13.5	2009	Xray	17 / 306.79	18.04
4	3	F2	Robin Francis	13.5	2009	Hot Bodies	16 / 301.63	18.85
5	6	F2	Andy Lewis	13.5	2009	Hot Bodies	15 / 305.18	20.34
6	4	F2	Jose Jimemez	13.5	2009	Associated	12 / 218.72	18.22

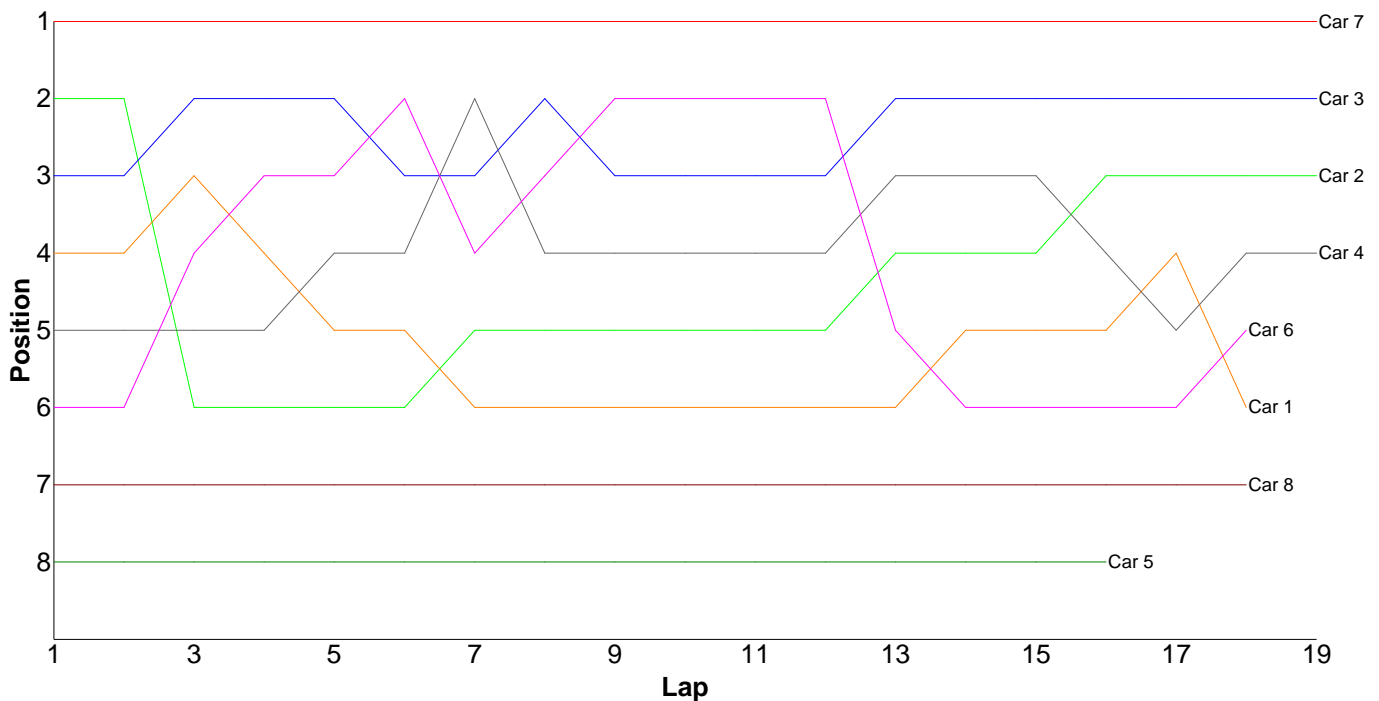
Lap	Car 1	Car 2	Car 3	Car 4	Car 5	Car 6
1	16.65	17.75	17.74	17.42	17.89	20.46
2	16.39	17.40	20.01	17.55	16.54	19.38
3	16.50	18.51	17.90	17.65	16.56	29.66
4	16.65	18.20	18.30	23.35	17.10	19.49
5	16.83	17.08	28.02	17.10	17.05	18.99
6	16.75	17.66	18.01	17.68	17.14	19.60
7	16.72	17.32	17.36	17.60	17.25	19.49
8	17.08	17.36	17.94	18.04	17.28	18.74
9	17.28	17.84	18.85	19.98	16.91	20.92
10	17.06	17.58	17.46	17.76	16.87	18.92
11	16.92	17.49	17.91	17.49	17.50	18.75
12	16.91	17.65	18.16	17.10	17.30	21.80
13	16.96	22.38	18.59		17.07	22.60
14	17.18	18.84	17.95		17.43	18.21
15	16.97	18.34	19.73		16.98	18.17
16	17.25	17.78	17.70		17.22	
17	24.13	17.61			17.46	
18	17.27				18.23	
19						



Heat 4 - Round 2 (GT)

Pos	Car	Form	Name	Member Type	Car Make	Result	Ave	Best
1	7		Jason Butterfield	G09-GT2	BMI	19 / 305.32	16.06	15.59
2	3	F3	Nigel Moss	2009	Calandra	19 / 313.84	16.51	16.17
3	2	F3	Tim Webb	2009	Associated	19 / 315.71	16.61	16.02
4	4	F3	Jon Wilkins	2009	Associated	19 / 316.97	16.68	15.94
5	6		Mark Burgess	G09-GT2	Associated	18 / 303.75	16.87	16.09
6	1	F2	Gerald Page	2009	Associated	18 / 304.75	16.93	16.40
7	8	F3	Dave Skelton	2009	Associated	18 / 309.17	17.17	16.63
8	5	F2	Rob Warren	2009	Associated	16 / 301.81	18.86	16.32

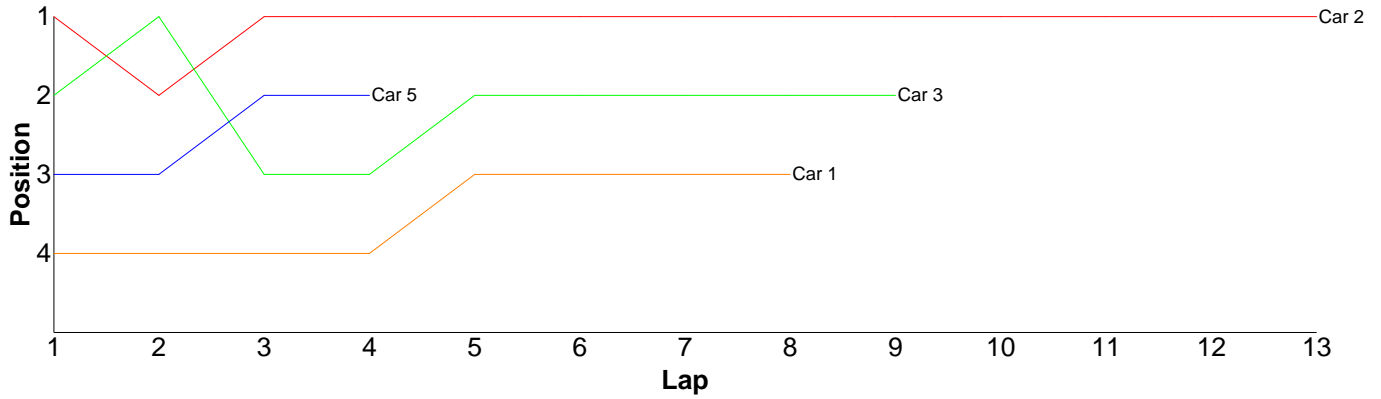
Lap	Car 1	Car 2	Car 3	Car 4	Car 5	Car 6	Car 7	Car 8
1	16.79	16.30	16.46	16.81	20.81	17.04	16.05	18.58
2	16.64	16.36	16.95	16.76	17.75	16.61	16.39	17.68
3	16.85	19.39	16.30	17.32	17.29	16.66	16.58	16.98
4	16.55	16.16	16.74	15.94	16.81	16.22	16.03	16.74
5	17.00	16.02	16.25	16.27	20.36	16.28	16.32	17.37
6	16.66	16.29	16.42	16.05	17.14	16.23	15.83	16.78
7	16.44	16.26	16.31	16.24	16.32	16.47	15.92	17.04
8	16.53	16.31	16.17	16.65	19.63	16.09	16.02	17.89
9	16.67	16.42	16.43	16.67	17.52	16.32	17.73	16.68
10	16.59	16.48	16.38	16.36	16.63	16.14	15.89	17.99
11	16.41	16.25	16.32	16.63	23.21	16.29	15.99	16.77
12	16.40	16.11	16.54	16.41	17.24	16.16	16.05	17.06
13	16.41	16.42	16.39	16.62	16.57	19.19	15.59	16.63
14	16.70	16.50	16.61	16.46	16.54	18.89	15.69	16.95
15	16.52	16.65	16.61	16.20	23.66	17.83	16.13	16.64
16	16.45	16.38	16.33	17.20	24.33	16.95	15.66	17.17
17	17.40	17.02	16.52	18.46		17.86	15.61	17.11
18	21.74	17.16	16.95	16.93		16.52	15.89	17.11
19		17.23	17.16	16.99			15.95	
20								



Heat 5 - Round 2 (<Bikes>)

Pos	Car	Form	Name	Class	Member Type	Car Make	Result	Ave
1	2	F2	Dave Tims	Bikes 1/5th	2009		13 / 320.96	24.68
2	3	F3	Chris Groom	Bikes 1/8th	2009		9 / 270.16	30.01
3	1	F2	Dave Richards	Bikes 1/5th	2009		8 / 252.68	31.58
4	5	F4	Gerald Page	Bikes 1/8th	2009		4 / 103.86	25.96
=5	4	F3	Andy Carless	Bikes 1/8th	2009		0 / 0.00	0.00
=5	6	F2	Matthew Book	Bikes 1/5th	2009		0 / 0.00	0.00

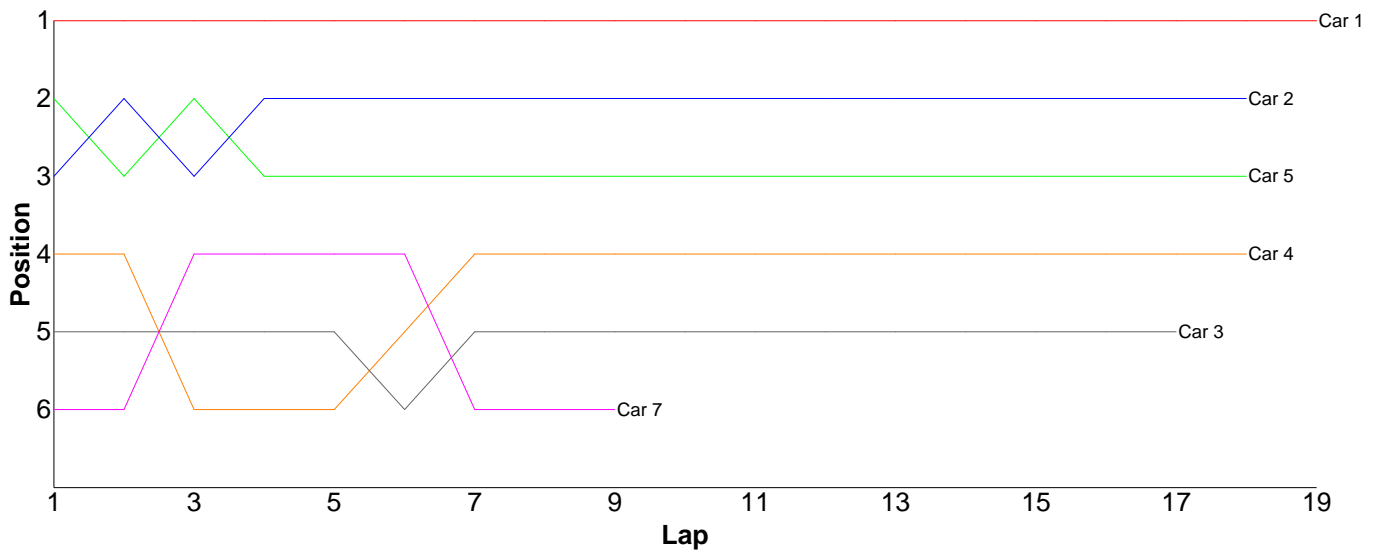
Lap	Car 1	Car 2	Car 3	Car 4	Car 5	Car 6
1	31.58	23.39	23.51		25.11	
2	55.48	25.12	24.46		28.98	
3	23.23	23.27	35.76		24.94	
4	23.96	22.89	34.22		24.83	
5	27.33	23.19	24.56			
6	40.76	23.05	25.41			
7	26.95	22.72	25.31			
8	23.39	23.16	24.14			
9		23.81	52.79			
10		31.99				
11		24.03				
12		30.67				
13		23.67				
14						



Heat 6 - Round 2 (<13.5 / 17.5>)

Pos	Car	Form	Name	Member Type	Car Make	Result	Ave	Best
1	1	F2	Jon Wilkins	2009	Hot Bodies	19 / 305.57	16.08	15.57
2	2	F1	Ian Cairns	2009	Schumacher	18 / 301.73	16.76	16.37
3	5	F2	Kieran Stokes (J)	2009	Xray	18 / 306.87	17.04	16.54
4	4	F2	Chris Graco	2009	Xray	18 / 313.96	17.44	16.57
5	3	F2	Neil Pilkington	2009	Hot Bodies	17 / 301.57	17.73	16.87
6	7	F2	Craig Murrell (J)	2009	Xray	9 / 166.54	18.50	16.66
7	6		Garry Noble	G09A	Scythe	0 / 0.00	0.00	0.00

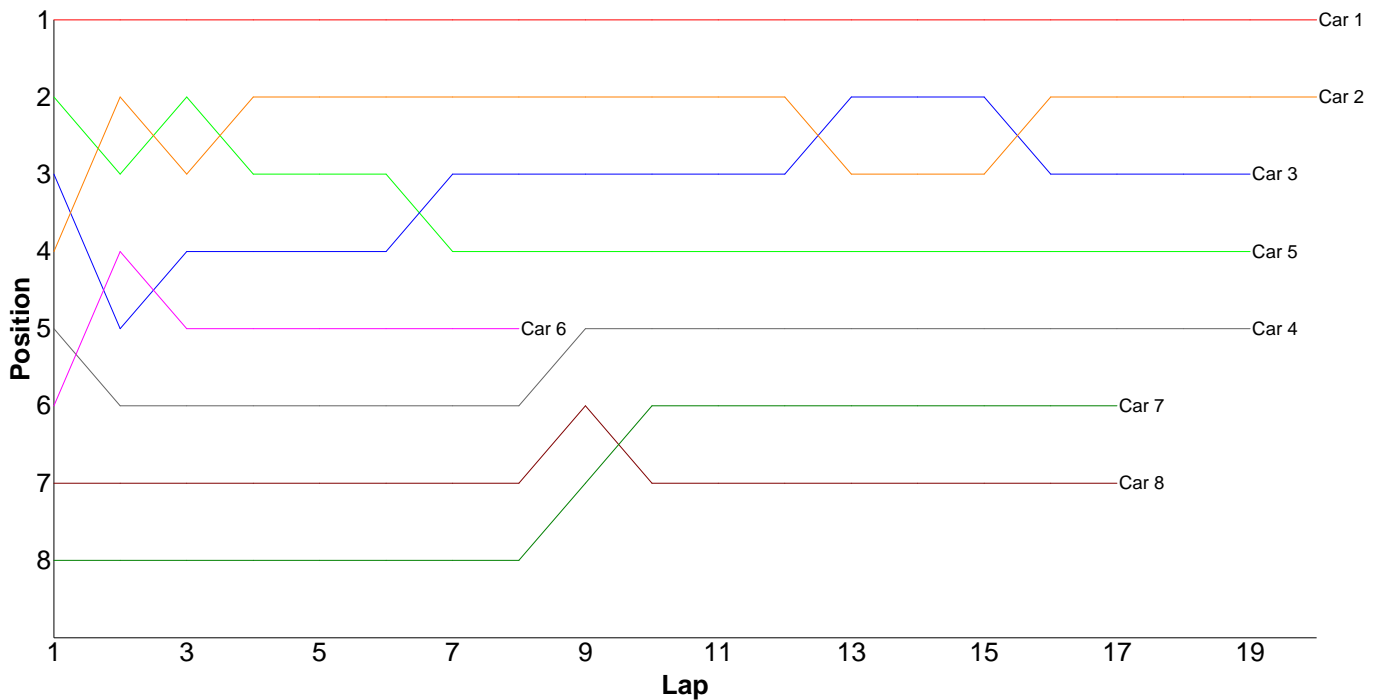
Lap	Car 1	Car 2	Car 3	Car 4	Car 5	Car 6	Car 7
1	16.18	17.16	18.88	17.49	17.09		22.53
2	16.33	17.07	17.71	16.88	17.26		17.25
3	15.95	16.71	21.19	23.94	16.54		16.66
4	16.25	16.38	18.00	18.00	16.86		17.02
5	16.49	17.02	17.34	17.12	17.57		17.22
6	15.57	16.95	17.48	16.91	16.86		16.92
7	16.69	16.65	16.87	16.81	17.07		20.20
8	15.70	16.41	17.17	16.87	17.00		17.40
9	16.00	16.68	17.48	17.17	16.77		21.34
10	15.75	16.80	17.68	16.87	17.06		
11	16.25	16.37	17.12	16.67	17.51		
12	15.91	16.44	16.88	16.85	16.71		
13	16.10	16.90	18.27	17.80	17.11		
14	15.79	17.06	18.11	17.06	16.98		
15	15.94	17.00	17.00	17.38	17.70		
16	16.45	16.79	17.17	16.57	16.64		
17	16.13	16.49	17.22	16.85	16.98		
18	15.76	16.85		16.72	17.16		
19	16.33						
20							



Heat 7 - Round 2 (10.5)

Pos	Car	Form	Name	Member Type	Car Make	Result	Ave	Best
1	1	F1	Ori Sohachevsky	2009	Schumacher	20 / 306.86	15.34	14.70
2	2	F1	Sam Martin	2009	Hot Bodies	20 / 310.80	15.54	15.24
3	3	F1	Nick Adams	2009	Tamiya	19 / 301.05	15.84	15.14
4	5	F2	Glen West	2009	Xray	19 / 302.56	15.92	15.05
5	4	F1	Brian Killick	2009	Xray	19 / 310.67	16.35	15.48
6	7	F2	Neil Talbot	2009	Xray	17 / 303.00	17.82	15.59
7	8	F2	Stephen Mills	2009	Hot Bodies	17 / 304.94	17.93	16.24
8	6	F2	Neil Hunt	2009	Schumacher	8 / 131.21	16.40	15.32

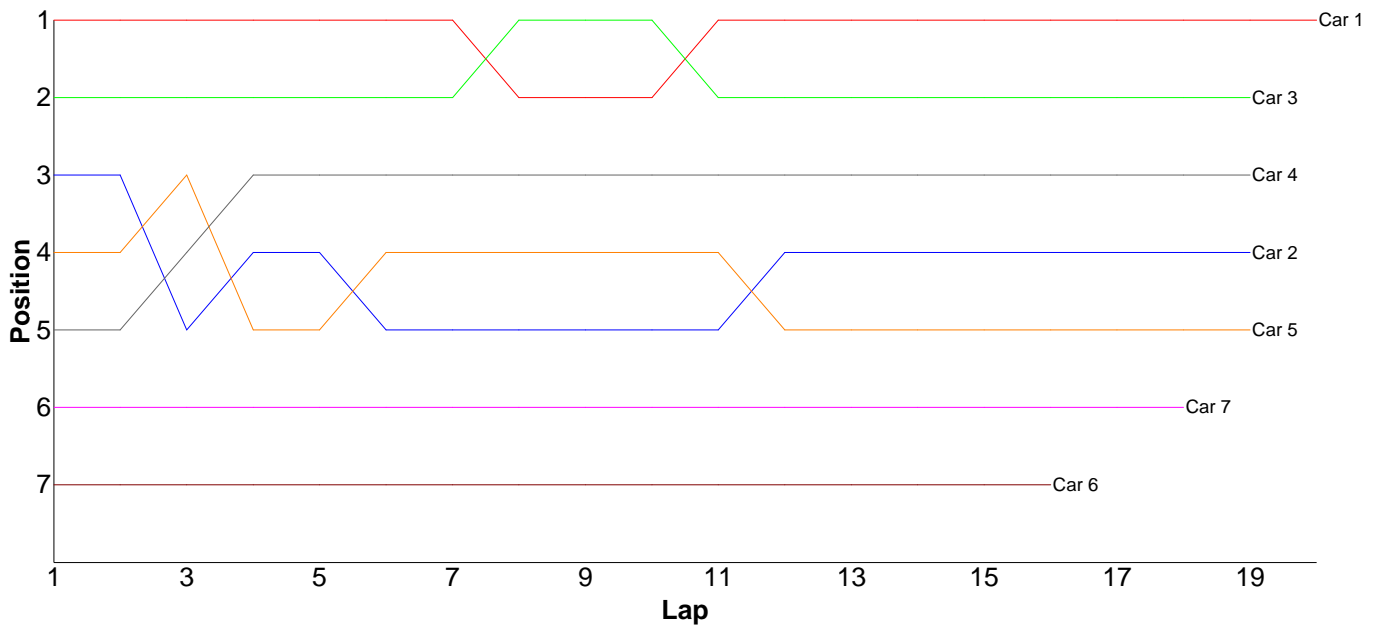
Lap	Car 1	Car 2	Car 3	Car 4	Car 5	Car 6	Car 7	Car 8
1	14.70	15.61	15.60	15.84	15.48	15.91	23.60	18.71
2	15.00	15.24	16.04	16.51	15.63	15.58	15.82	17.30
3	14.83	15.34	15.32	15.88	15.05	15.76	16.89	17.82
4	16.27	15.44	15.37	19.98	15.88	15.48	24.69	17.57
5	15.18	15.56	15.21	15.77	15.35	15.32	16.74	16.93
6	14.88	15.33	15.38	15.71	15.24	15.63	16.89	18.10
7	15.19	15.38	15.19	15.66	15.54	17.93	16.70	17.79
8	15.32	15.46	15.33	17.47	18.19	19.60	15.59	17.51
9	15.03	15.33	15.53	15.60	15.41		16.25	18.94
10	15.00	15.54	15.60	17.86	15.16		16.75	21.55
11	16.79	15.72	15.44	16.69	15.31		16.93	17.21
12	16.53	15.42	15.68	15.66	15.28		15.96	16.71
13	14.98	15.89	15.27	15.65	15.48		17.17	21.49
14	15.20	15.65	15.29	16.51	16.27		16.92	17.04
15	14.98	15.34	15.14	16.51	18.68		16.50	16.73
16	14.96	15.73	22.82	15.91	17.02		20.59	17.30
17	15.21	15.73	15.91	16.10	15.95		19.01	16.24
18	15.15	15.66	15.77	15.88	15.91			
19	15.19	15.95	15.16	15.48	15.73			
20	16.47	15.48						
21								



Heat 8 - Round 2 (<13.5 / 17.5>)

Pos	Car	Form	Name	Member Type	Car Make	Result	Ave	Best
1	1	F1	Joe Jenyavanija	2009	Tamiya	20 / 311.39	15.56	15.15
2	3	F1	Remo Casadei	2009	Schumacher	19 / 300.65	15.82	15.26
3	4	F1	Gary Fuller	2009	Schumacher	19 / 305.41	16.07	15.84
4	2	F1	Scott Hauser	2009	Xray	19 / 307.09	16.16	15.74
5	5	F2	James Davis	2009	Tamiya	19 / 309.49	16.28	15.82
6	7	F1	Kevin Bissell	2009	Hot Bodies	18 / 300.73	16.70	16.19
7	6	F1	Anthony Pedder	2009	Hot Bodies	16 / 316.08	19.75	16.79

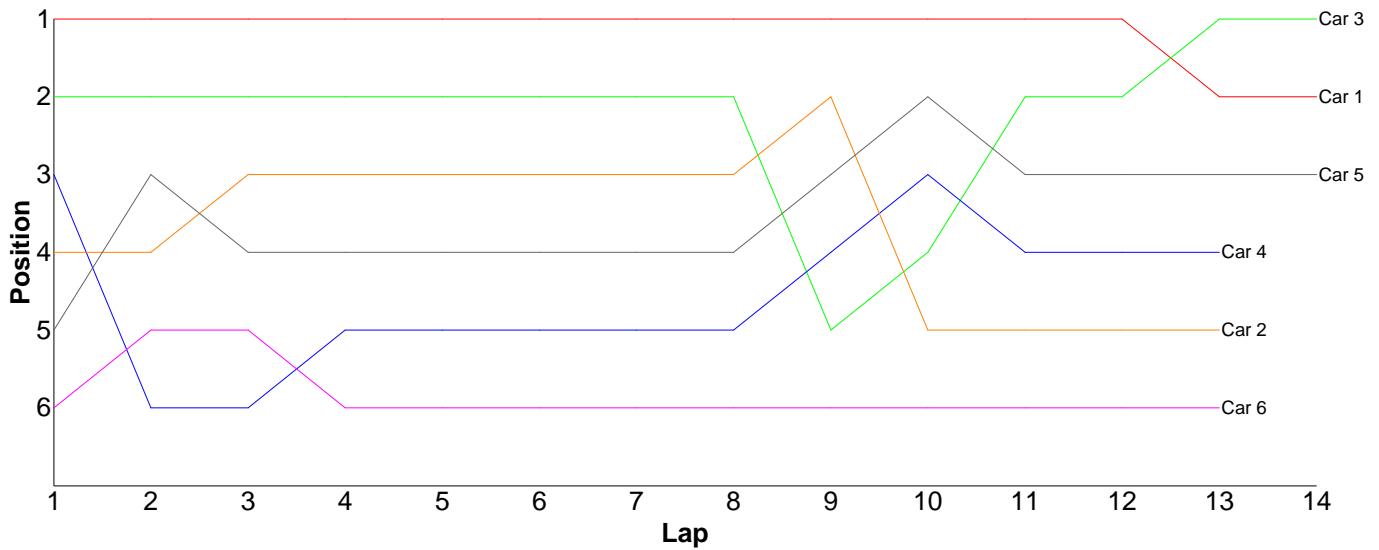
Lap	Car 1	Car 2	Car 3	Car 4	Car 5	Car 6	Car 7
1	15.45	15.96	15.54	16.27	16.07	17.77	16.76
2	15.20	15.74	15.26	15.84	15.82	17.54	16.97
3	15.15	16.36	15.38	15.85	15.99	18.26	16.52
4	15.46	15.90	15.58	15.93	16.42	17.78	16.74
5	15.58	16.06	15.47	15.85	16.38	25.05	16.42
6	15.66	17.62	15.53	16.08	16.12	17.24	16.19
7	15.52	16.22	15.38	15.85	16.03	26.72	16.66
8	16.20	16.05	15.68	16.02	16.22	26.62	16.98
9	15.66	16.08	15.66	15.85	16.08	21.23	16.46
10	15.53	15.75	15.92	16.21	16.38	16.83	16.42
11	15.47	16.16	16.00	16.25	16.35	17.25	16.64
12	15.55	16.00	19.04	16.05	17.28	17.34	16.45
13	15.56	15.99	15.64	16.11	16.37	17.43	16.66
14	15.59	16.11	15.31	16.71	16.35	16.79	16.52
15	15.78	16.28	15.33	16.15	16.16	18.26	16.98
16	15.65	16.18	15.93	16.09	16.26	23.97	16.69
17	15.52	16.52	15.52	15.96	16.59		17.39
18	15.63	16.09	16.59	16.28	16.35		17.28
19	15.53	16.02	15.89	16.06	16.27		
20	15.70						
21							



Heat 9 - Round 2 (<Bikes>)

Pos	Car	Form	Name	Member Type	Car Make	Result	Ave	Best
1	3	F2	Steve Leake	2009		14 / 314.00	22.42	21.34
2	1		Simon Lancaster	G09A		14 / 315.95	22.56	20.25
3	5	F2	Matt Tims	2009		14 / 319.51	22.82	22.19
4	4	F2	Andy Carless	2009		13 / 300.18	23.09	21.67
5	2	F2	Chris Groom	2009		13 / 300.62	23.12	21.66
6	6	F2	Scott Adderson	2009		13 / 322.02	24.77	23.38

Lap	Car 1	Car 2	Car 3	Car 4	Car 5	Car 6
1	20.77	22.43	21.44	21.95	22.70	24.24
2	20.97	22.86	22.25	27.99	22.33	23.93
3	20.62	21.69	21.72	21.90	22.99	23.57
4	20.31	21.74	21.34	21.67	22.28	23.58
5	22.18	22.08	22.60	23.49	22.63	27.96
6	21.39	22.64	21.96	22.16	22.84	25.13
7	20.25	21.94	21.52	22.28	22.19	24.94
8	20.86	22.42	21.81	22.23	22.34	23.38
9	28.55	21.91	31.42	21.70	22.76	23.51
10	28.69	30.05	21.87	22.45	22.78	25.02
11	21.17	26.85	21.34	26.75	24.41	23.55
12	21.13	22.35	21.55	22.66	22.42	28.77
13	28.17	21.66	21.49	22.95	23.09	24.44
14	20.89		21.69		23.75	
15						

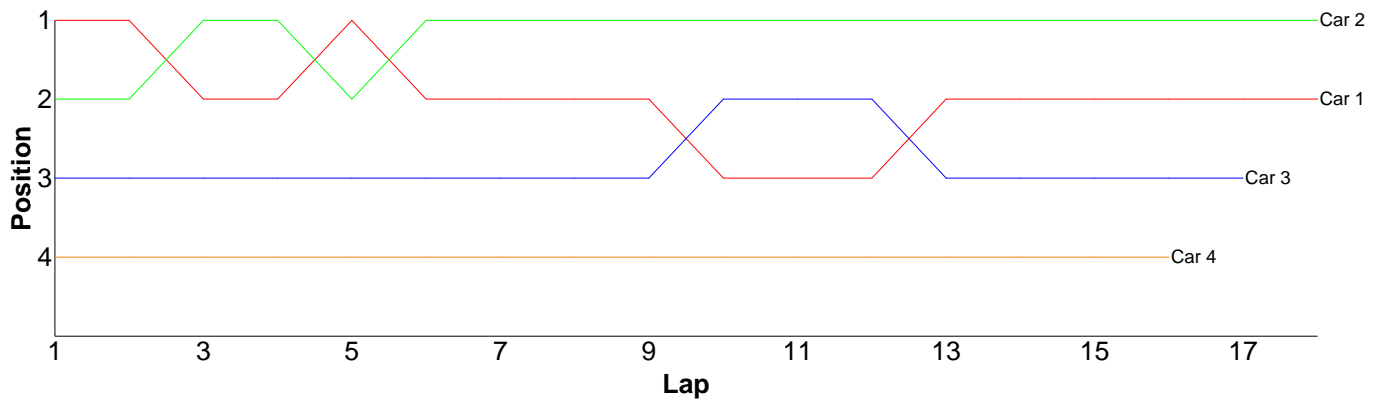


Heat 1 - Round 3 (IC Touring)

Pos	Car	Form	Name	Member Type	Car Make	Result	Ave	Best
1	2	F2	Mark Fagan	2009	Serpent	18 / 302.16	16.78	15.39
2	1	F2	Colin Taggart	2009	Xray	18 / 310.99	17.27	15.46
3	3	F2	Stephen Mills	2009	Xray	17 / 310.60	18.27	16.40
4	4		Nick Willcox	2009	Mugen	16 / 301.44	18.84	16.04

Lap	Car 1	Car 2	Car 3	Car 4
1	16.73	17.28	18.85	37.75

2	16.44	16.66	18.24	16.08
3	20.52	16.15	17.87	16.77
4	16.68	15.90	17.84	17.41
5	15.95	21.09	17.11	16.35
6	16.92	15.65	17.84	17.30
7	20.67	15.89	17.22	16.75
8	16.80	20.22	16.67	17.27
9	16.12	16.66	20.77	20.59
10	25.64	16.24	17.28	19.32
11	16.62	19.68	16.95	16.35
12	15.46	15.58	17.18	17.04
13	15.77	15.50	17.55	16.19
14	15.70	15.51	18.05	22.57
15	16.30	16.77	28.35	17.66
16	15.81	15.93	16.43	16.04
17	15.85	16.06	16.40	
18	17.01	15.39		
19				

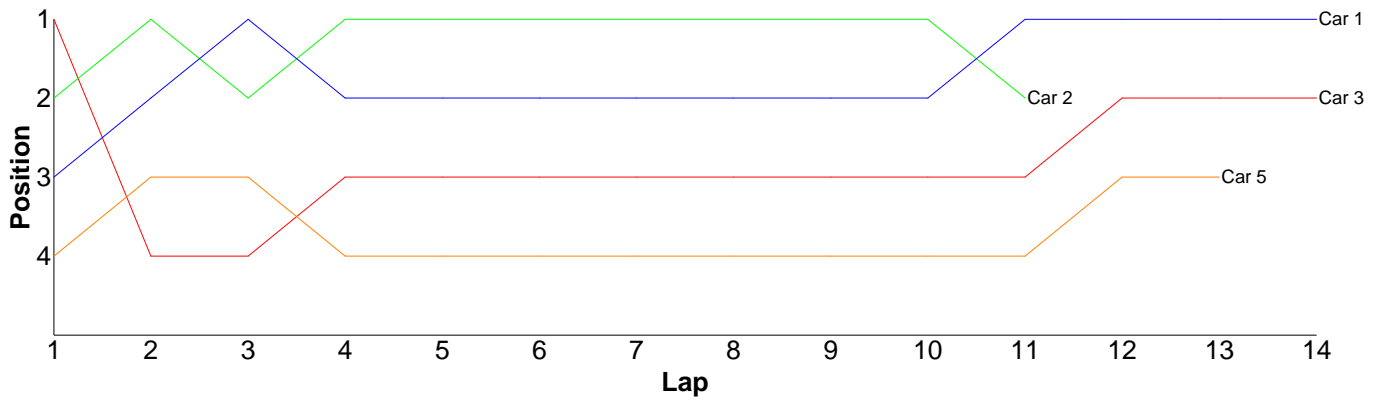


Heat 2 - Round 3 (EP Sport)

Pos	Car	Form	Name	Member Type	Car Make	Result	Ave	Best
1	1	F1	Jack Warren (J)	2009	Xray	14 / 301.11	21.50	19.72
2	3	F2	Bradley Killick (J)	2009	Xray	14 / 306.47	21.89	19.78
3	5	F2	Jack Talbot (J)	2009	Xray	13 / 324.25	24.94	21.57
4	2		Jason Elliot	G09A	Tamiya	11 / 233.65	21.24	20.07
5	4	F2	David Chieng	2009	Tamiya	0 / 0.00	0.00	0.00

Lap	Car 1	Car 2	Car 3	Car 4	Car 5
-----	-------	-------	-------	-------	-------

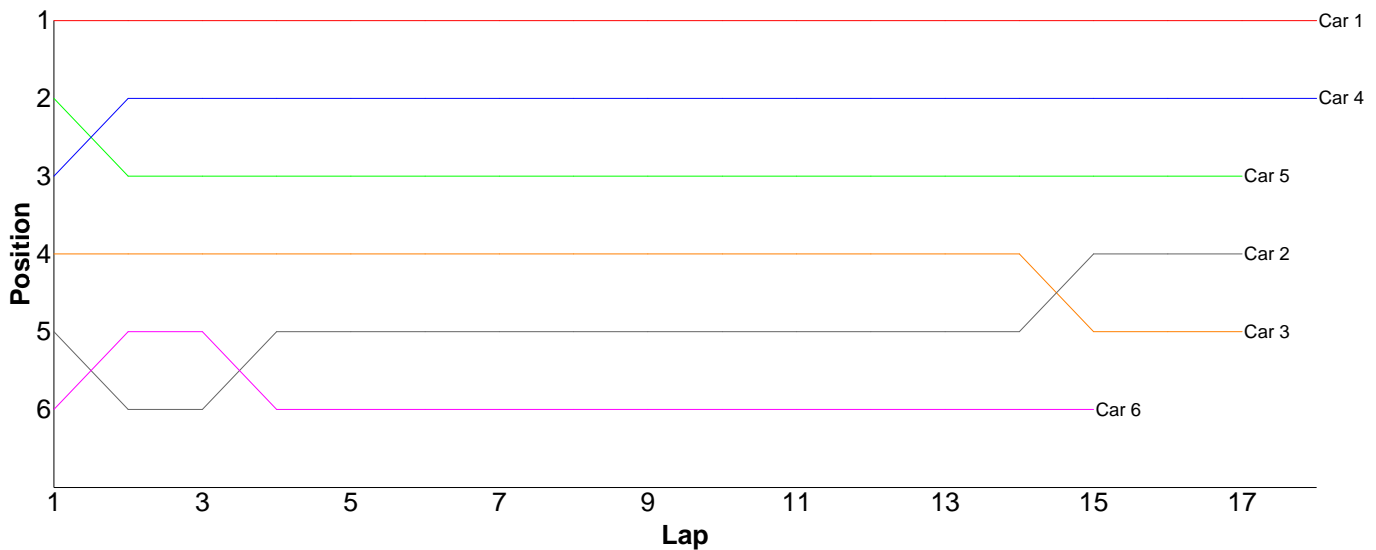
1	21.06	20.41	20.33		21.57
2	19.92	20.07	26.36		22.35
3	20.02	21.28	19.78		22.29
4	25.35	20.62	24.56		31.06
5	20.93	20.65	20.71		23.01
6	21.28	20.89	19.94		23.33
7	19.79	21.73	20.32		31.84
8	22.94	20.89	20.18		24.08
9	20.42	20.96	23.27		21.85
10	20.47	21.07	20.89		22.67
11	19.83	25.08	21.64		29.13
12	19.72		23.26		26.79
13	26.55		24.41		24.28
14	22.83		20.82		
15					



Heat 3 - Round 3 (<13.5 / 17.5>)

Pos	Car	Form	Name	Class	Member Type	Car Make	Result	Ave
1	1	F1	Scott Hauser	17.5	2009	Xray	18 / 306.68	17.03
2	4	F2	Jose Jimenez	13.5	2009	Associated	18 / 314.39	17.46
3	5		James Rumble	13.5	2009	Xray	17 / 301.66	17.74
4	2	F2	Scott Stokes	13.5	2009	Xray	17 / 312.66	18.39
5	3	F2	Robin Francis	13.5	2009	Hot Bodies	17 / 321.20	18.89
6	6	F2	Andy Lewis	13.5	2009	Hot Bodies	15 / 300.17	20.01

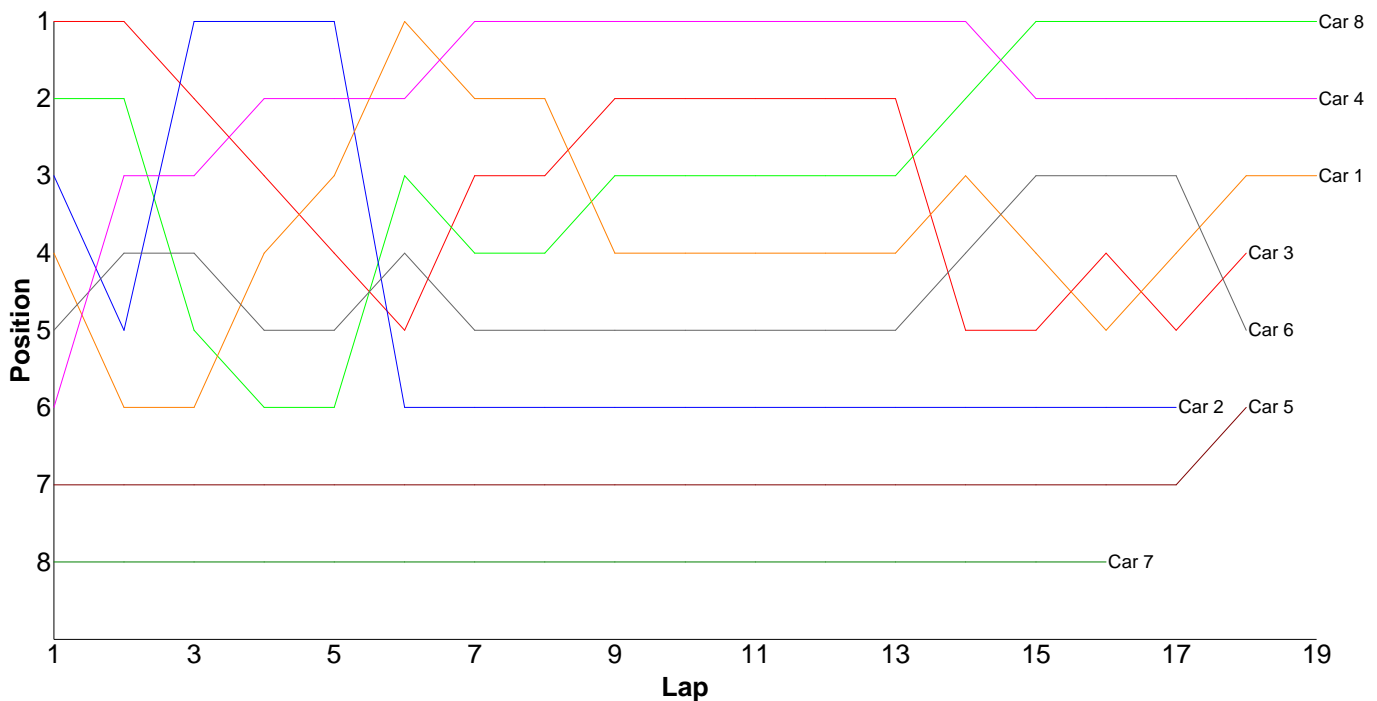
Lap	Car 1	Car 2	Car 3	Car 4	Car 5	Car 6
1	16.49	19.36	19.16	17.08	16.96	19.82
2	16.54	23.41	17.91	17.78	18.16	18.89
3	16.85	18.96	17.60	17.55	17.37	20.77
4	16.97	17.61	17.44	17.13	18.29	20.59
5	16.73	17.31	20.23	17.06	17.32	19.06
6	16.75	17.51	17.61	17.83	21.21	18.65
7	16.95	16.91	17.51	18.79	17.24	21.49
8	17.29	17.57	18.25	17.45	17.41	18.06
9	17.01	17.09	17.62	17.59	18.07	19.19
10	16.91	17.22	17.11	17.55	17.02	19.87
11	17.16	17.46	16.89	17.06	17.18	21.51
12	17.16	21.18	16.87	17.38	16.79	19.89
13	17.21	18.34	17.34	17.53	17.08	23.89
14	17.07	17.32	18.03	17.22	17.36	19.87
15	17.23	19.35	27.45	17.79	17.49	18.62
16	18.03	17.89	22.04	17.21	17.62	
17	17.16	18.17	22.14	17.06	19.09	
18	17.17			17.33		
19						



Heat 4 - Round 3 (GT)

Pos	Car	Form	Name	Member Type	Car Make	Result	Ave	Best
1	8	F3	Dave Skelton	2009	Associated	19 / 313.12	16.48	16.03
2	4	F3	Jon Wilkins	2009	Associated	19 / 315.25	16.59	16.00
3	1	F2	Gerald Page	2009	Associated	19 / 316.06	16.63	16.16
4	3	F3	Nigel Moss	2009	Calandra	18 / 300.20	16.67	16.09
5	6		Mark Burgess	G09-GT2	Associated	18 / 301.76	16.76	16.11
6	5	F2	Rob Warren	2009	Associated	18 / 315.68	17.53	16.07
7	2	F3	Tim Webb	2009	Associated	17 / 292.33	17.19	15.75
8	7		Jason Butterfield	G09-GT2	BMI	16 / 312.16	19.51	15.19

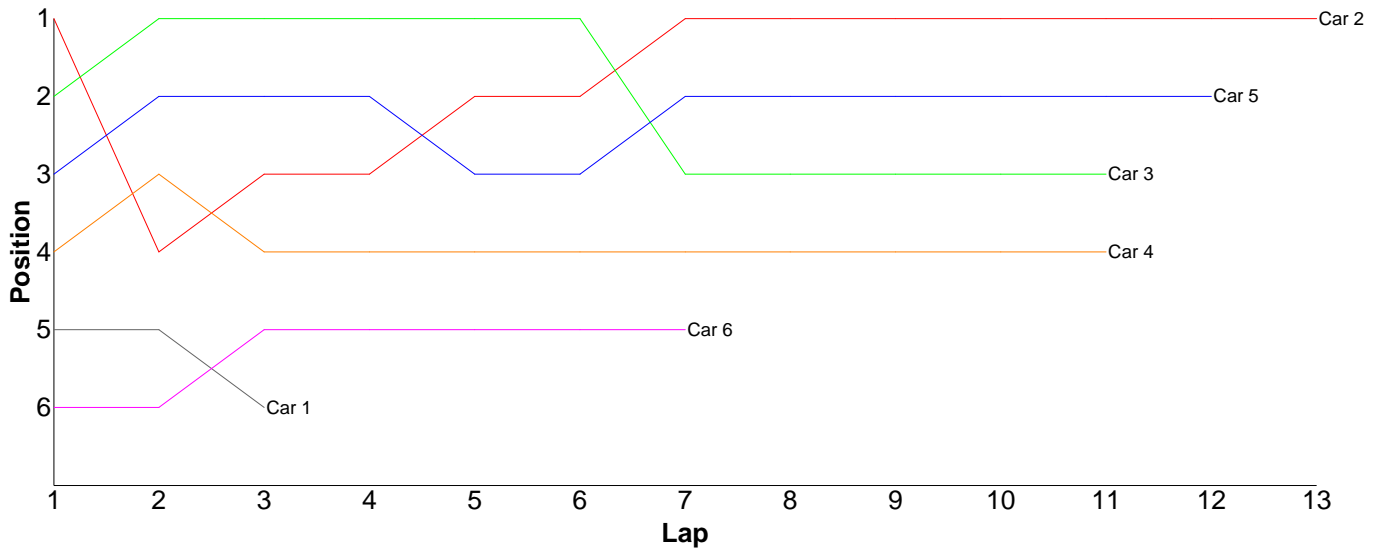
Lap	Car 1	Car 2	Car 3	Car 4	Car 5	Car 6	Car 7	Car 8
1	16.69	16.62	16.38	16.91	16.93	16.82	80.84	16.42
2	16.92	16.54	16.45	16.00	27.75	16.31	15.54	16.42
3	16.63	15.75	16.15	16.22	16.77	16.36	15.38	17.07
4	16.16	16.25	16.46	16.21	16.59	17.10	15.31	16.82
5	16.41	16.52	17.53	17.02	16.77	16.73	15.43	16.65
6	16.54	18.49	17.19	17.09	16.46	16.52	15.27	16.45
7	16.72	16.53	16.12	16.45	16.37	16.73	15.92	16.49
8	16.28	16.55	16.30	16.24	16.09	16.24	15.32	16.38
9	16.78	16.47	16.09	16.16	16.12	16.50	15.46	16.03
10	16.36	16.44	16.19	16.19	16.44	16.25	15.32	16.42
11	16.51	16.64	16.21	16.40	19.59	16.46	15.45	16.37
12	16.58	20.21	16.38	16.24	16.38	18.51	15.37	16.57
13	16.49	18.49	16.58	16.53	16.07	16.93	15.37	16.22
14	18.97	17.39	20.30	16.28	16.54	16.81	15.41	16.93
15	16.37	17.04	16.24	18.45	19.05	16.11	15.19	16.47
16	16.57	17.75	16.37	17.09	16.54	16.36	15.58	16.36
17	16.35	18.65	16.61	16.67	18.22	16.38		16.37
18	16.45		16.65	16.47	17.00	18.64		16.32
19	16.28			16.63				16.36
20								



Heat 5 - Round 3 (<Bikes>)

Pos	Car	Form	Name	Class	Member Type	Car Make	Result	Ave
1	2	F2	Dave Tims	Bikes 1/5th	2009		13 / 314.54	24.19
2	5	F4	Gerald Page	Bikes 1/8th	2009		12 / 306.70	25.55
3	3	F3	Chris Groom	Bikes 1/8th	2009		11 / 299.84	27.25
4	4	F3	Andy Carless	Bikes 1/8th	2009		11 / 309.79	28.16
5	6	F2	Matthew Book	Bikes 1/5th	2009		7 / 226.70	32.38
6	1	F2	Dave Richards	Bikes 1/5th	2009		3 / 109.80	36.60

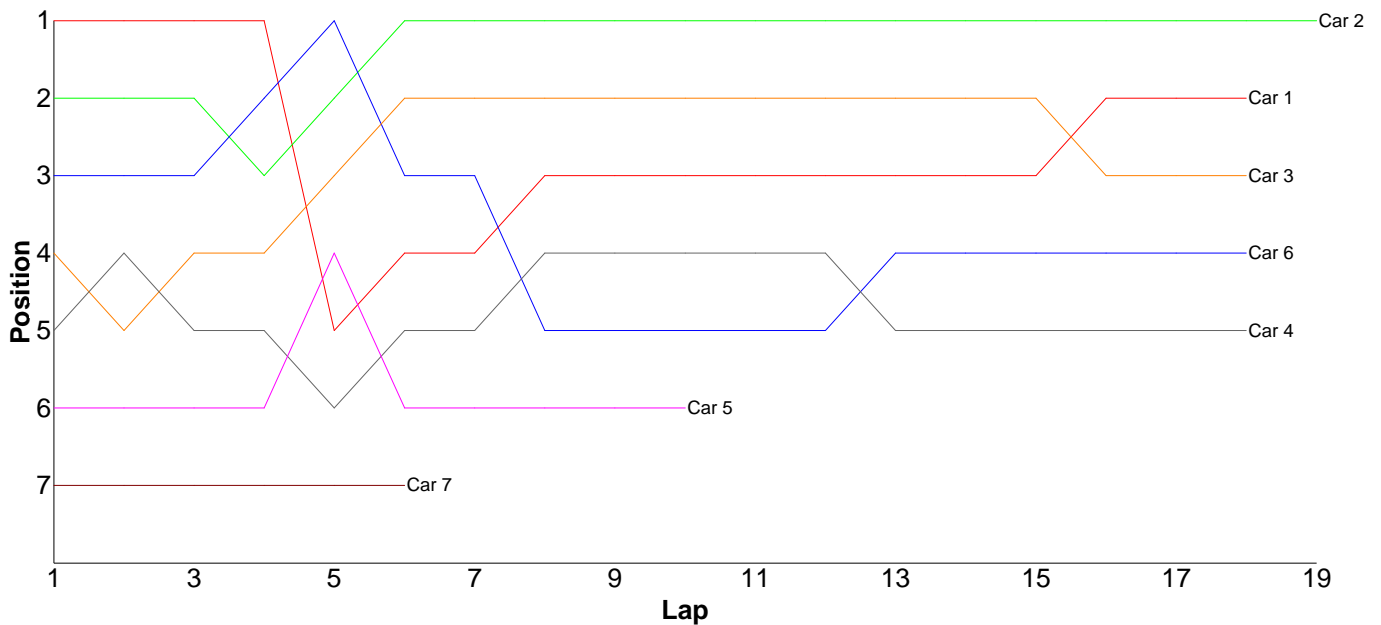
Lap	Car 1	Car 2	Car 3	Car 4	Car 5	Car 6
1	32.49	23.97	25.17	26.96	25.77	42.69
2	25.16	30.28	24.17	26.39	24.66	37.78
3	52.15	23.39	23.74	37.23	24.98	27.20
4		22.92	24.18	26.84	24.29	26.39
5		23.46	23.97	32.85	24.66	27.99
6		23.69	25.63	26.77	25.86	29.70
7		27.68	39.03	27.01	30.26	34.95
8		23.31	24.52	25.86	25.59	
9		23.18	24.81	27.57	25.51	
10		22.88	40.17	26.09	24.84	
11		22.93	24.45	26.22	25.56	
12		23.53			24.72	
13		23.32				
14						



Heat 6 - Round 3 (<13.5 / 17.5>)

Pos	Car	Form	Name	Member Type	Car Make	Result	Ave	Best
1	2	F1	Ian Cairns	2009	Schumacher	19 / 319.85	16.83	16.27
2	1	F2	Jon Wilkins	2009	Hot Bodies	18 / 302.22	16.79	15.96
3	3	F2	Neil Pilkington	2009	Hot Bodies	18 / 303.73	16.87	16.34
4	6		Garry Noble	G09A	Scythe	18 / 309.23	17.17	16.16
5	4	F2	Chris Graco	2009	Xray	18 / 310.63	17.25	16.51
6	5	F2	Kieran Stokes (J)	2009	Xray	10 / 223.79	22.37	16.67
7	7	F2	Craig Murrell (J)	2009	Xray	6 / 123.45	20.57	17.39

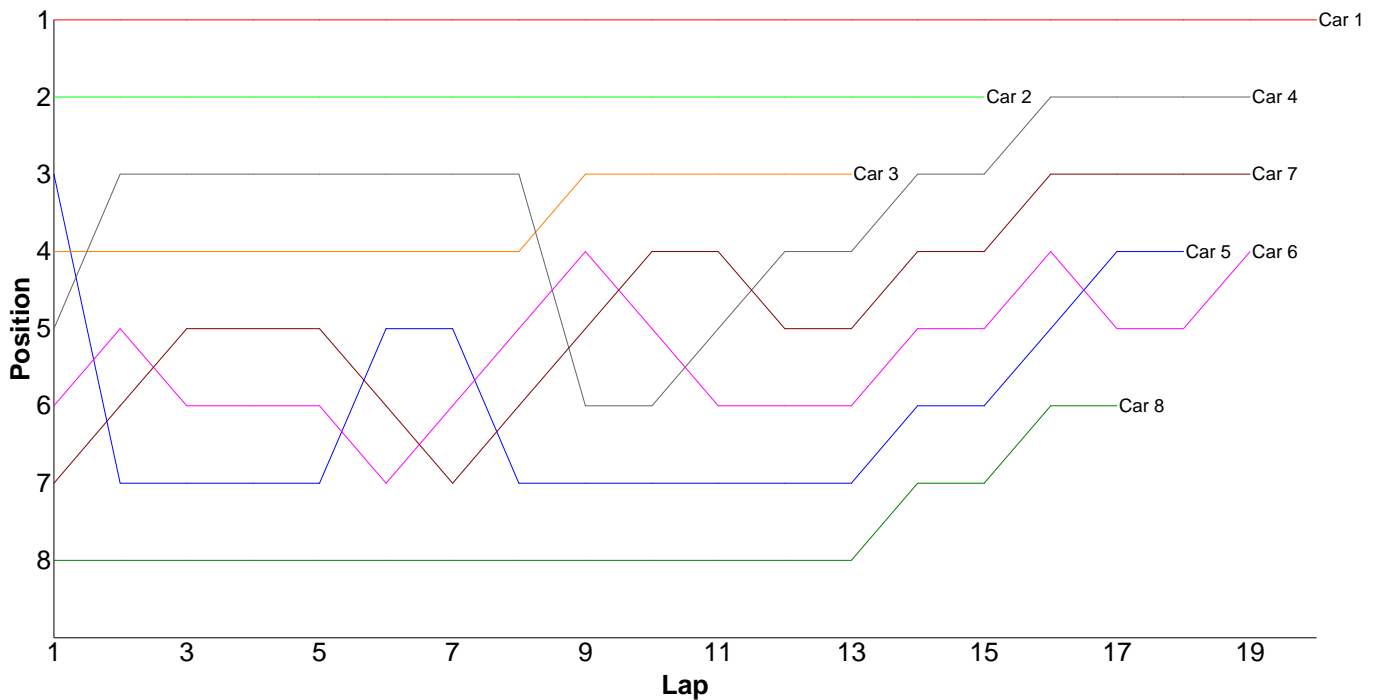
Lap	Car 1	Car 2	Car 3	Car 4	Car 5	Car 6	Car 7
1	16.52	16.77	17.05	17.05	17.36	16.92	17.39
2	16.28	16.29	16.86	16.78	17.14	16.66	22.50
3	15.96	16.95	16.66	17.31	16.67	16.47	18.16
4	16.14	16.80	17.03	16.89	17.80	16.57	23.78
5	21.24	16.89	16.34	21.94	17.06	16.16	23.44
6	18.60	16.29	17.44	16.86	26.26	21.13	18.18
7	16.71	16.77	16.76	16.66	33.74	16.94	
8	16.77	16.27	16.86	16.66	27.68	21.32	
9	16.61	16.50	16.75	16.74	32.36	16.38	
10	16.61	16.81	17.33	16.69	17.72	16.31	
11	16.47	17.02	16.91	16.51		16.45	
12	16.22	16.94	16.78	16.59		16.63	
13	16.35	16.57	16.78	19.73		16.45	
14	16.55	16.77	16.69	16.93		16.59	
15	16.29	16.58	16.96	16.67		17.42	
16	16.40	16.78	16.90	16.90		16.61	
17	16.34	16.41	16.65	16.78		16.78	
18	16.16	16.47	16.98	16.94		17.44	
19		19.97					
20							



Heat 7 - Round 3 (10.5)

Pos	Car	Form	Name	Member Type	Car Make	Result	Ave	Best
1	1	F1	Ori Sohachevsky	2009	Schumacher	20 / 305.71	15.28	14.69
2	4	F1	Brian Killick	2009	Xray	19 / 301.25	15.85	14.97
3	7	F2	Neil Talbot	2009	Xray	19 / 307.29	16.17	15.10
4	6	F2	Neil Hunt	2009	Schumacher	19 / 312.36	16.44	15.42
5	5	F2	Glen West	2009	Xray	18 / 295.61	16.42	15.00
6	8	F2	Stephen Mills	2009	Hot Bodies	17 / 315.25	18.54	16.69
7	2	F1	Sam Martin	2009	Hot Bodies	15 / 229.81	15.32	15.12
8	3	F1	Nick Adams	2009	Tamiya	13 / 202.58	15.58	15.15

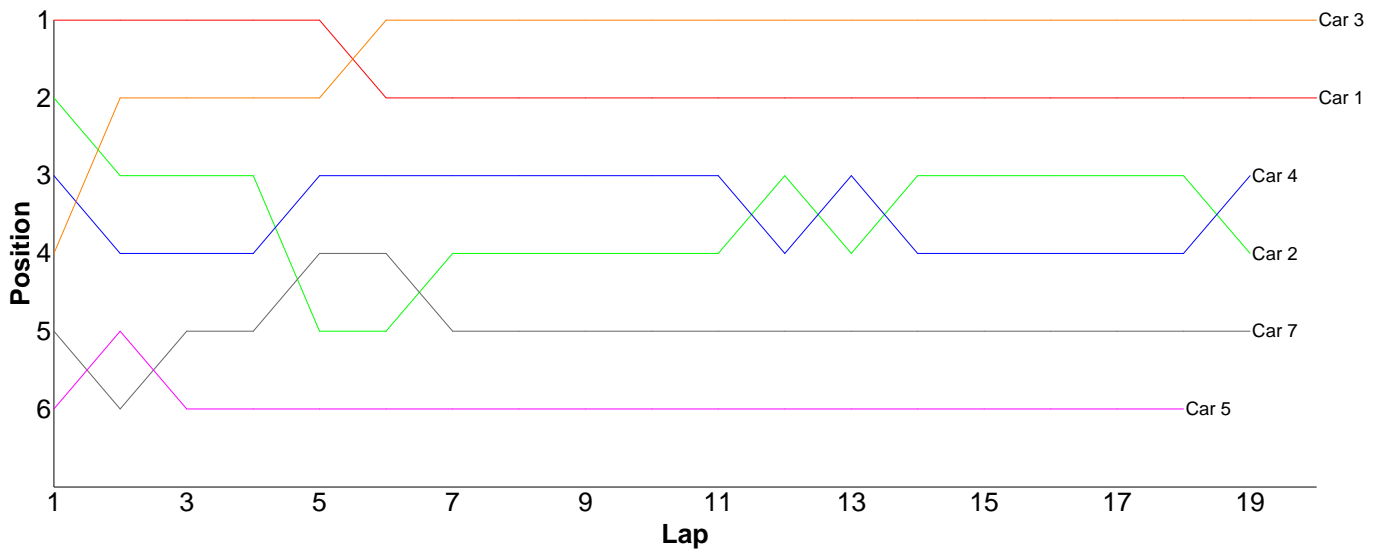
Lap	Car 1	Car 2	Car 3	Car 4	Car 5	Car 6	Car 7	Car 8
1	15.07	15.27	15.45	15.76	15.37	15.94	16.14	16.69
2	14.71	15.28	15.48	14.97	16.46	15.63	15.44	16.84
3	14.69	15.17	15.19	15.13	16.56	16.62	15.10	17.88
4	14.97	15.12	15.72	15.35	16.63	16.20	16.59	18.04
5	15.03	15.31	15.62	15.99	15.80	16.05	16.79	17.30
6	15.01	15.35	15.91	15.27	15.00	15.57	15.91	17.73
7	15.25	15.43	15.53	15.74	15.37	15.67	15.83	18.68
8	14.91	15.30	15.51	15.45	16.70	15.59	15.66	19.31
9	15.02	15.18	15.43	19.91	15.85	15.72	15.54	18.82
10	15.36	15.32	15.26	16.16	16.94	16.05	15.67	19.92
11	15.04	15.34	15.15	15.34	17.55	17.52	16.33	17.98
12	15.84	15.22	15.58	15.41	16.68	15.42	15.91	18.81
13	14.90	15.41	16.75	15.43	15.64	16.04	15.81	24.49
14	14.88	15.47		16.18	20.79	15.61	15.94	18.79
15	18.37	15.64		15.82	16.31	16.18	16.93	18.43
16	15.68			15.62	16.69	23.79	15.76	18.15
17	15.09			15.58	15.66	16.98	16.27	17.39
18	14.92			15.74	15.61	15.85	18.18	
19	15.07			16.40		15.93	17.49	
20	15.90							
21								



Heat 8 - Round 3 (<13.5 / 17.5>)

Pos	Car	Form	Name	Member Type	Car Make	Result	Ave	Best
1	3	F1	Remo Casadei	2009	Schumacher	20 / 311.45	15.57	15.40
2	1	F1	Joe Jenyavanija	2009	Tamiya	20 / 313.41	15.67	15.44
3	4	F1	Gary Fuller	2009	Schumacher	19 / 307.18	16.16	15.87
4	2	F1	Scott Hauser	2009	Xray	19 / 307.54	16.18	15.68
5	7	F1	Kevin Bissell	2009	Hot Bodies	19 / 315.70	16.61	16.08
6	5	F2	James Davis	2009	Tamiya	18 / 301.76	16.76	15.97
7	6	F1	Anthony Pedder	2009	Hot Bodies	0 / 0.00	0.00	0.00

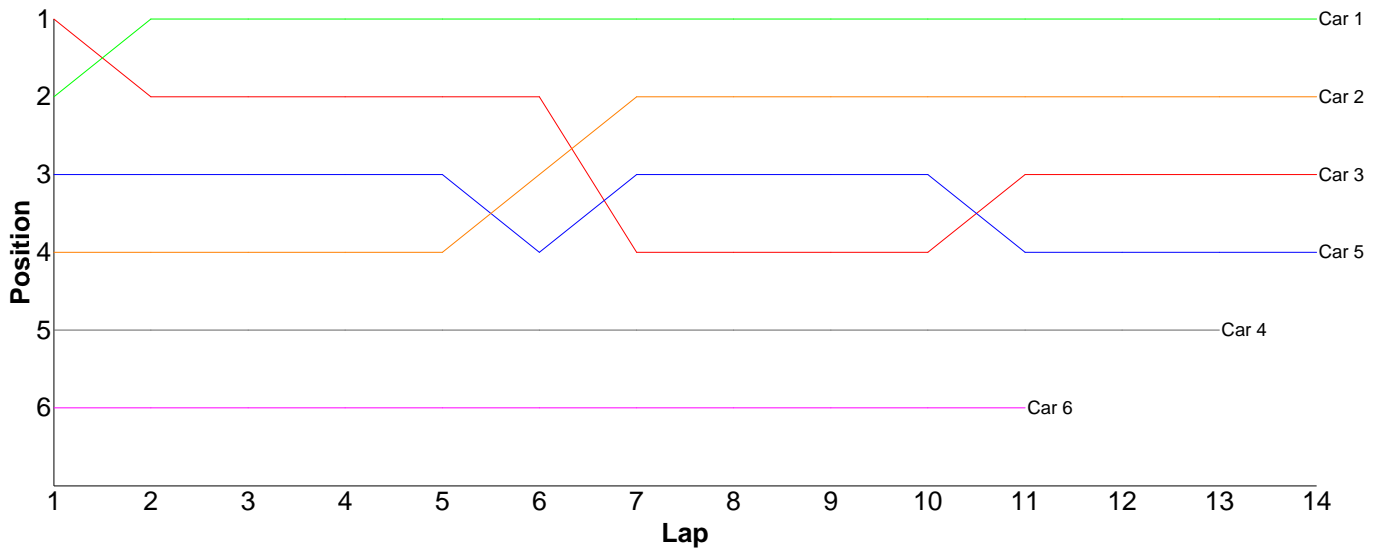
Lap	Car 1	Car 2	Car 3	Car 4	Car 5	Car 6	Car 7
1	15.60	16.04	16.17	16.10	16.55		16.47
2	15.82	15.70	15.42	16.36	16.30		16.41
3	15.50	15.68	15.50	16.09	18.57		16.38
4	15.45	15.96	15.51	16.96	16.18		16.57
5	15.48	18.54	15.48	16.20	15.97		16.08
6	15.76	16.39	15.44	15.98	16.08		16.20
7	15.52	16.21	15.41	15.92	16.18		16.52
8	15.67	15.95	15.70	16.33	16.59		16.46
9	15.67	16.10	15.55	15.95	17.01		17.37
10	15.56	15.89	15.54	16.17	17.70		17.48
11	16.17	15.84	15.50	16.19	17.44		17.34
12	15.92	15.96	15.48	16.03	16.71		16.84
13	15.66	16.24	15.50	16.10	16.52		16.46
14	15.71	15.73	15.40	16.34	16.68		16.67
15	15.61	16.01	15.65	16.11	18.29		16.57
16	15.76	15.95	15.52	15.87	16.35		16.56
17	15.65	16.17	15.52	16.12	16.44		16.32
18	15.83	16.22	15.50	15.99	16.20		16.59
19	15.44	16.96	15.91	16.37			16.41
20	15.63		15.75				
21							



Heat 9 - Round 3 (<Bikes>)

Pos	Car	Form	Name	Member Type	Car Make	Result	Ave	Best
1	1		Simon Lancaster	G09A		14 / 303.20	21.65	20.59
2	2	F2	Chris Groom	2009		14 / 306.53	21.89	21.17
3	3	F2	Steve Leake	2009		14 / 314.63	22.47	20.67
4	5	F2	Matt Tims	2009		14 / 323.65	23.11	21.91
5	4	F2	Andy Carless	2009		13 / 303.21	23.32	22.22
6	6	F2	Scott Adderson	2009		11 / 303.01	27.54	22.73

Lap	Car 1	Car 2	Car 3	Car 4	Car 5	Car 6
1	20.88	22.53	20.84	23.23	22.15	51.42
2	20.91	22.47	22.19	22.47	22.00	32.50
3	20.86	22.46	21.55	23.25	21.96	23.48
4	21.08	21.60	20.67	22.23	22.19	22.80
5	21.19	22.12	21.50	23.52	22.15	22.73
6	21.55	21.85	25.32	22.22	22.94	26.33
7	20.69	22.06	27.52	23.47	22.30	28.93
8	20.95	21.40	21.67	23.23	22.71	23.80
9	20.76	21.20	24.30	22.55	22.45	24.03
10	20.59	22.33	21.34	22.76	25.89	23.79
11	21.26	22.11	21.75	24.50	22.70	23.20
12	21.35	21.57	21.73	23.04	24.38	
13	21.98	21.66	22.48	26.74	21.91	
14	29.15	21.17	21.77		27.92	
15						

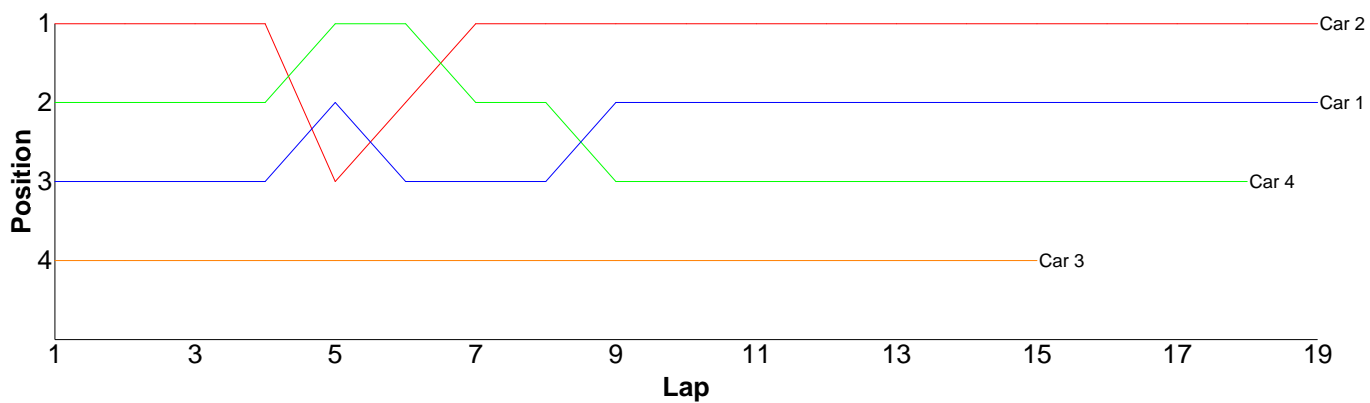


Heat 1 - Round 4 (IC Touring)

Pos	Car	Form	Name	Member Type	Car Make	Result	Ave	Best
1	2	F2	Mark Fagan	2009	Serpent	19 / 301.27	15.85	15.10
2	1	F2	Colin Taggart	2009	Xray	19 / 306.34	16.12	15.46
3	4		Nick Willcox	2009	Mugen	18 / 300.29	16.68	15.85
4	3	F2	Stephen Mills	2009	Xray	15 / 308.06	20.53	15.97

Lap	Car 1	Car 2	Car 3	Car 4
1	17.33	15.64	44.23	16.22

2	16.41	15.52	23.15	16.12
3	16.33	16.77	18.16	16.72
4	16.02	15.34	17.21	15.85
5	15.75	19.07	18.12	16.59
6	16.53	15.33	16.40	15.95
7	17.08	15.10	16.57	16.03
8	15.46	15.63	23.23	17.28
9	16.06	15.52	17.26	17.90
10	16.02	16.17	21.49	17.40
11	16.25	15.49	17.90	17.83
12	15.51	15.42	17.31	16.58
13	15.79	15.22	15.97	17.40
14	16.40	15.25	24.30	16.57
15	15.61	17.30	16.76	16.69
16	15.57	15.37		16.06
17	16.20	16.35		16.44
18	16.16	15.32		16.66
19	15.86	15.46		
20				

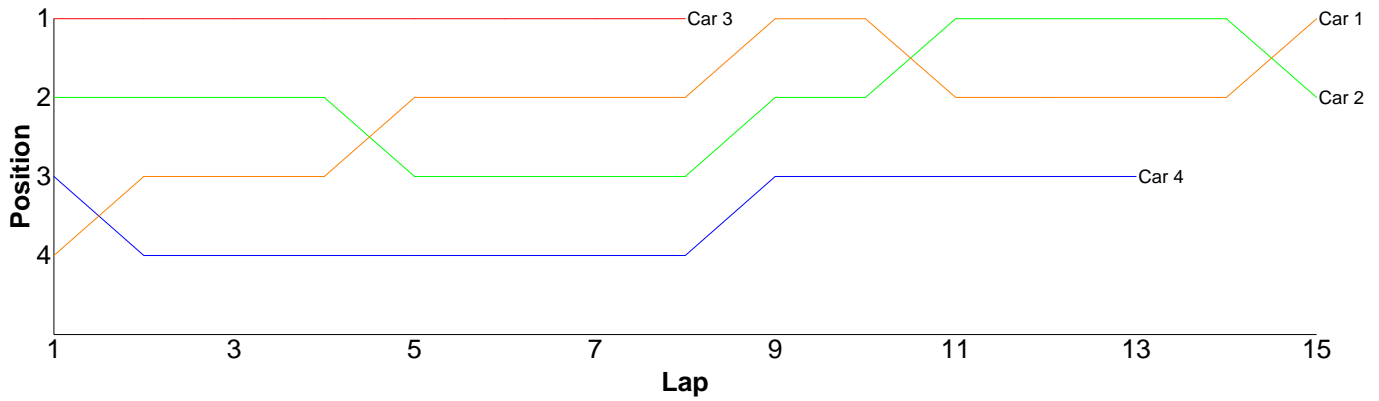


Heat 2 - Round 4 (EP Sport)

Pos	Car	Form	Name	Member Type	Car Make	Result	Ave	Best
1	1	F1	Jack Warren (J)	2009	Xray	15 / 315.78	21.05	19.66
2	2		Jason Elliot	G09A	Tamiya	15 / 316.01	21.06	19.53
3	4	F2	David Chieng	2009	Tamiya	13 / 308.86	23.75	21.76
4	3	F2	Bradley Killick (J)	2009	Xray	8 / 169.51	21.18	19.81
5	5	F2	Jack Talbot (J)	2009	Xray	0 / 0.00	0.00	0.00

Lap	Car 1	Car 2	Car 3	Car 4	Car 5
-----	-------	-------	-------	-------	-------

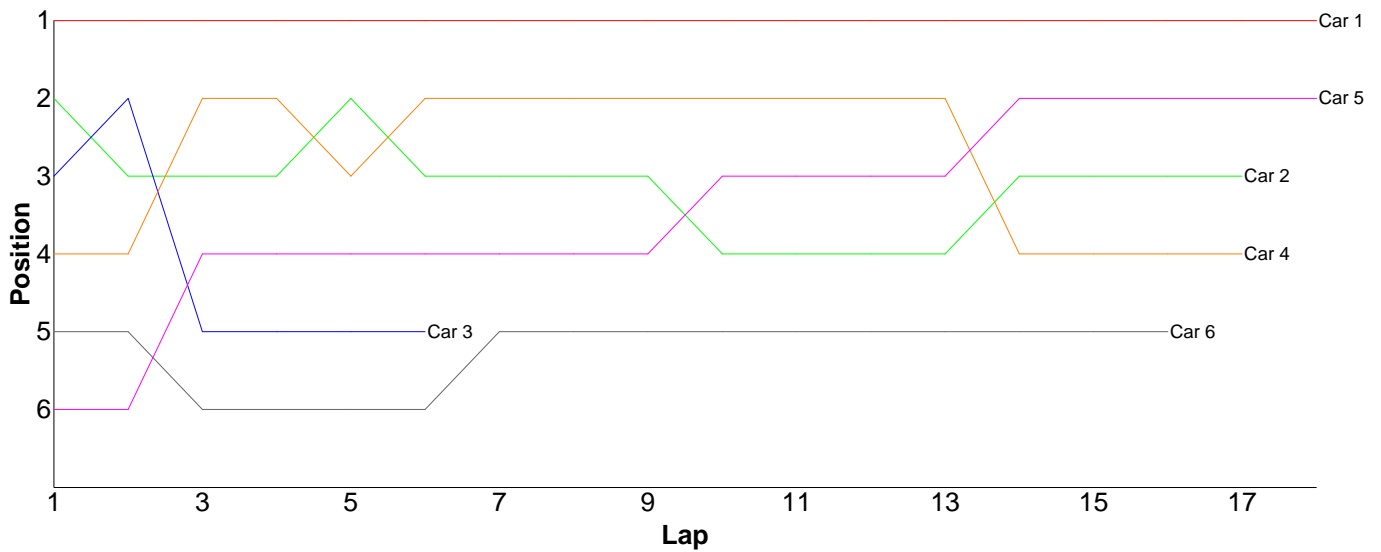
1	28.86	26.02	19.81	27.13	
2	20.36	20.65	23.44	26.03	
3	20.58	19.84	20.12	22.19	
4	20.24	20.31	20.51	23.57	
5	19.66	25.38	20.10	23.69	
6	21.22	20.17	21.34	27.93	
7	21.08	20.71	21.64	23.18	
8	20.94	19.93	22.55	21.78	
9	20.31	20.72		22.08	
10	19.99	20.04		21.76	
11	20.42	19.71		23.95	
12	19.86	19.53		23.48	
13	20.06	20.34		22.09	
14	21.45	20.06			
15	20.75	22.60			
16					



Heat 3 - Round 4 (<13.5 / 17.5>)

Pos	Car	Form	Name	Class	Member Type	Car Make	Result	Ave
1	1	F1	Scott Hauser	17.5	2009	Xray	18 / 310.22	17.23
2	5		James Rumble	13.5	2009	Xray	18 / 316.62	17.59
3	2	F2	Scott Stokes	13.5	2009	Xray	17 / 301.16	17.71
4	4	F2	Jose Jimenez	13.5	2009	Associated	17 / 307.88	18.11
5	6	F2	Andy Lewis	13.5	2009	Hot Bodies	16 / 311.49	19.46
6	3	F2	Robin Francis	13.5	2009	Hot Bodies	6 / 115.53	19.25

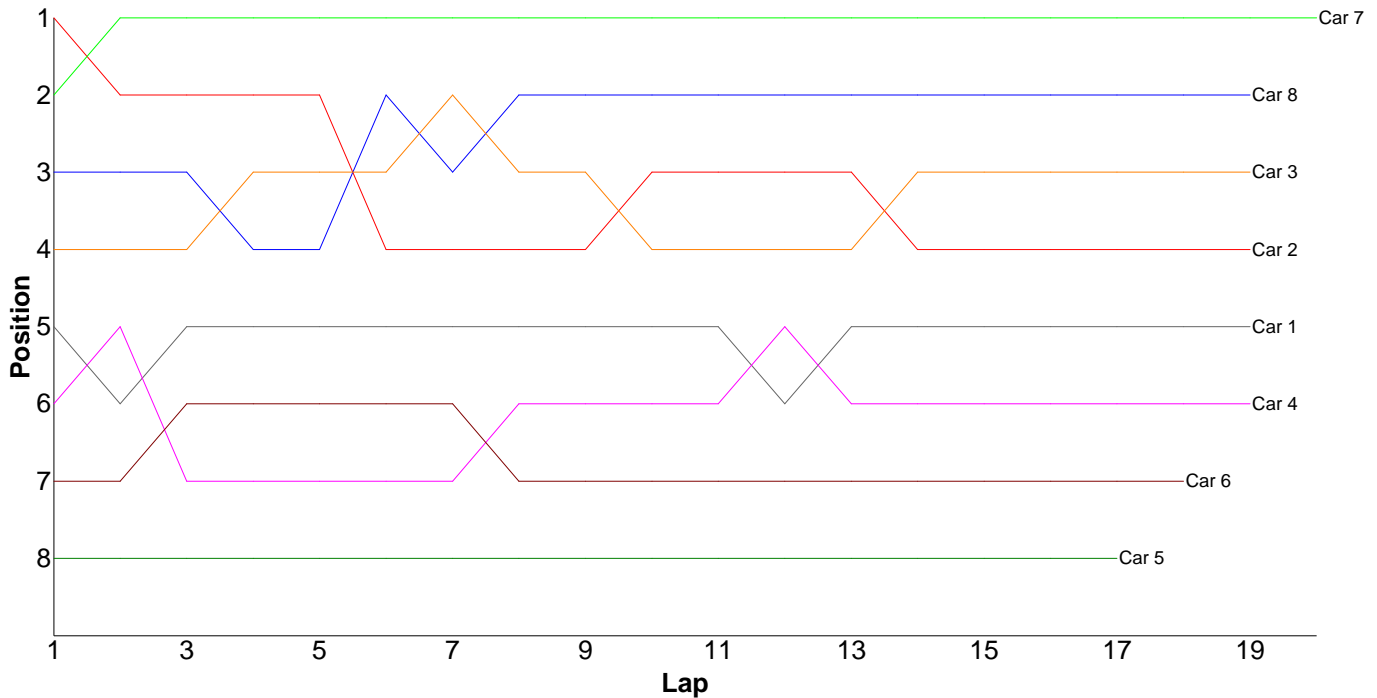
Lap	Car 1	Car 2	Car 3	Car 4	Car 5	Car 6
1	16.61	17.41	18.11	19.07	20.85	20.10
2	16.50	17.74	17.03	17.06	17.52	18.24
3	16.40	18.20	22.46	16.99	17.79	19.79
4	16.56	17.28	17.93	17.18	17.12	20.63
5	16.54	17.19	19.35	17.89	17.11	19.56
6	16.76	18.89	20.65	16.80	17.06	19.96
7	17.02	17.47		17.51	16.95	19.49
8	16.98	17.36		17.31	18.14	21.39
9	16.81	17.67		16.92	17.19	19.38
10	17.20	18.72		16.98	16.63	18.86
11	16.89	17.16		17.06	16.82	19.53
12	16.84	17.62		17.28	16.60	18.59
13	16.98	17.60		20.07	18.35	19.09
14	17.06	17.99		27.10	18.74	19.16
15	23.38	17.55		17.35	17.73	19.26
16	17.06	17.60		17.93	17.52	18.46
17	17.60	17.71		17.38	17.13	
18	17.03				17.37	
19						



Heat 4 - Round 4 (GT)

Pos	Car	Form	Name	Member Type	Car Make	Result	Ave	Best
1	7		Jason Butterfield	G09-GT2	BMI	20 / 310.34	15.51	15.25
2	8	F3	Dave Skelton	2009	Associated	19 / 308.28	16.22	15.75
3	3	F3	Nigel Moss	2009	Calandra	19 / 309.17	16.27	15.89
4	2	F3	Tim Webb	2009	Associated	19 / 311.06	16.37	15.74
5	1	F2	Gerald Page	2009	Associated	19 / 311.97	16.41	16.01
6	4	F3	Jon Wilkins	2009	Associated	19 / 316.00	16.63	16.04
7	6		Mark Burgess	G09-GT2	Associated	18 / 307.57	17.08	16.04
8	5	F2	Rob Warren	2009	Associated	17 / 305.41	17.96	16.40

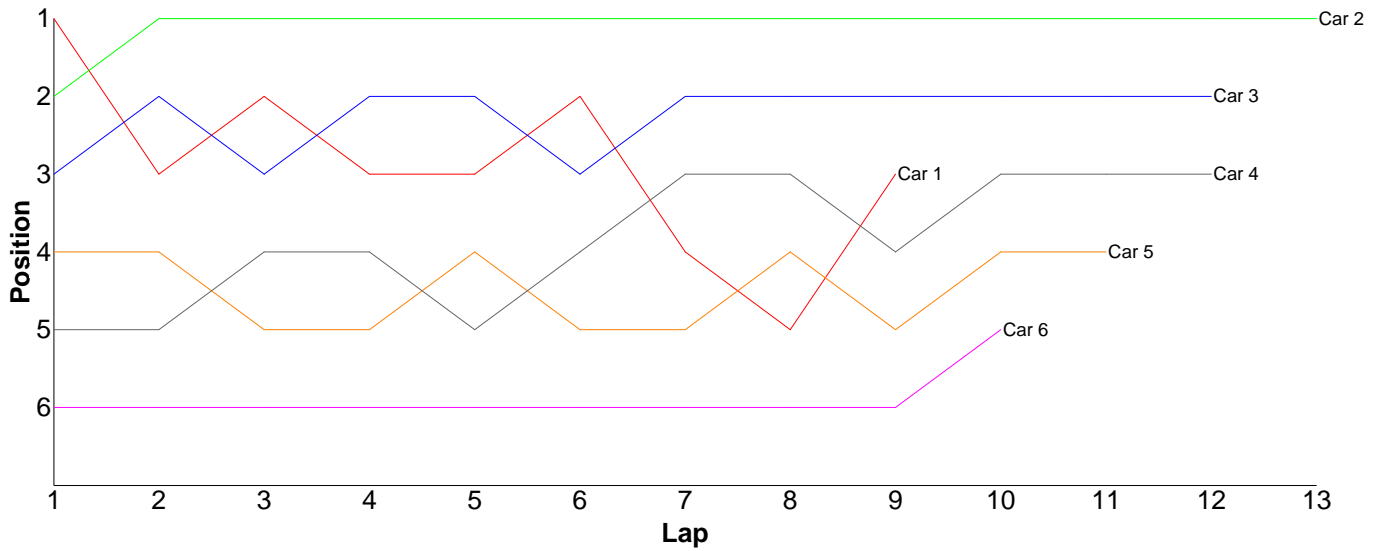
Lap	Car 1	Car 2	Car 3	Car 4	Car 5	Car 6	Car 7	Car 8
1	16.36	15.74	16.35	16.65	17.63	16.84	15.75	15.96
2	16.60	16.28	16.23	16.04	17.08	16.17	15.58	16.30
3	16.21	15.96	15.94	17.52	16.40	16.34	15.42	16.13
4	16.33	15.95	16.07	16.53	24.76	16.31	15.48	16.52
5	16.19	16.14	15.89	16.23	17.82	16.14	15.39	16.09
6	16.15	16.90	16.31	16.07	18.13	16.23	15.28	15.75
7	16.13	16.22	16.03	16.40	17.02	16.47	15.45	16.08
8	16.01	16.26	16.23	16.04	19.53	20.29	15.36	15.85
9	16.76	15.97	16.32	16.21	17.09	16.77	15.55	16.32
10	16.40	16.34	16.49	16.28	16.59	16.30	15.40	16.01
11	16.43	15.89	16.14	16.33	17.74	16.40	15.57	16.19
12	17.58	16.19	16.35	16.64	16.84	16.04	15.25	16.28
13	16.39	16.36	16.27	18.08	19.46	16.35	15.53	16.22
14	16.36	16.90	16.24	16.97	16.92	16.81	15.66	16.16
15	16.53	17.44	16.36	16.85	17.83	19.62	15.32	15.98
16	16.65	16.55	16.49	17.09	17.51	17.20	15.60	15.99
17	16.41	16.82	16.55	16.76	17.06	16.80	15.53	16.30
18	16.46	16.70	16.20	16.81		20.49	16.13	16.34
19	16.02	16.45	16.71	16.50			15.62	17.81
20							15.47	
21								



Heat 5 - Round 4 (<Bikes>)

Pos	Car	Form	Name	Class	Member Type	Car Make	Result	Ave
1	2	F2	Dave Tims	Bikes 1/5th	2009		13 / 302.92	23.30
2	3	F3	Chris Groom	Bikes 1/8th	2009		12 / 311.83	25.98
3	4	F3	Andy Carless	Bikes 1/8th	2009		12 / 330.19	27.51
4	5	F4	Gerald Page	Bikes 1/8th	2009		11 / 300.25	27.29
5	6	F2	Matthew Book	Bikes 1/5th	2009		10 / 314.69	31.46
6	1	F2	Dave Richards	Bikes 1/5th	2009		9 / 246.37	27.37

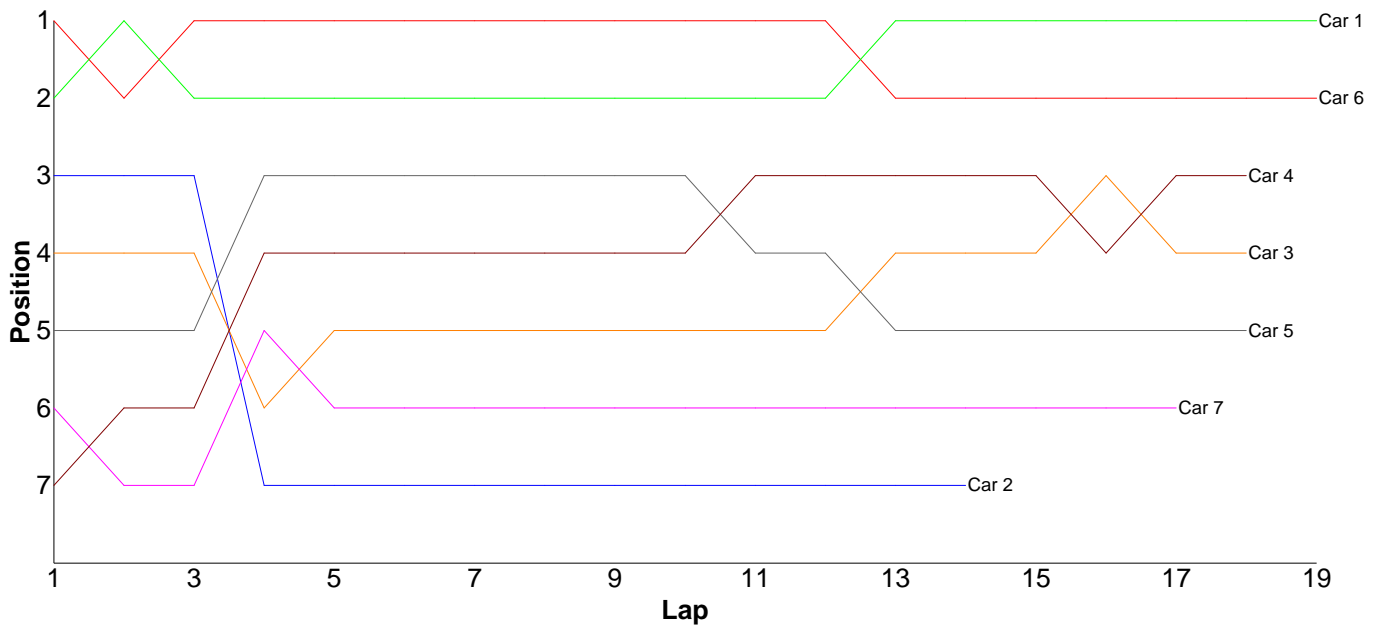
Lap	Car 1	Car 2	Car 3	Car 4	Car 5	Car 6
1	22.98	23.93	24.68	26.55	24.89	31.09
2	26.45	23.43	24.64	26.48	24.54	34.89
3	22.89	24.21	25.14	27.24	31.75	32.16
4	30.50	22.71	24.79	27.06	26.18	32.49
5	23.27	23.07	23.77	32.72	24.73	25.81
6	23.08	23.04	39.76	26.38	41.78	48.13
7	44.35	23.64	23.98	26.32	26.05	31.51
8	30.85	23.03	28.29	26.66	23.95	26.50
9	22.00	23.00	24.21	27.01	26.18	26.20
10		23.39	23.58	25.72	24.96	25.91
11		22.99	24.97	25.95	25.24	
12		23.52	24.02	32.10		
13		22.96				
14						



Heat 6 - Round 4 (<13.5 / 17.5>)

Pos	Car	Form	Name	Member Type	Car Make	Result	Ave	Best
1	1	F2	Jon Wilkins	2009	Hot Bodies	19 / 312.85	16.46	15.87
2	6		Garry Noble	G09A	Scythe	19 / 313.70	16.51	16.11
3	4	F2	Chris Graco	2009	Xray	18 / 305.65	16.98	16.39
4	3	F2	Neil Pilkington	2009	Hot Bodies	18 / 306.85	17.04	16.41
5	5	F2	Kieran Stokes (J)	2009	Xray	18 / 309.82	17.21	16.53
6	7	F2	Craig Murrell (J)	2009	Xray	17 / 301.71	17.74	16.24
7	2	F1	Ian Cairns	2009	Schumacher	14 / 309.79	22.12	16.39

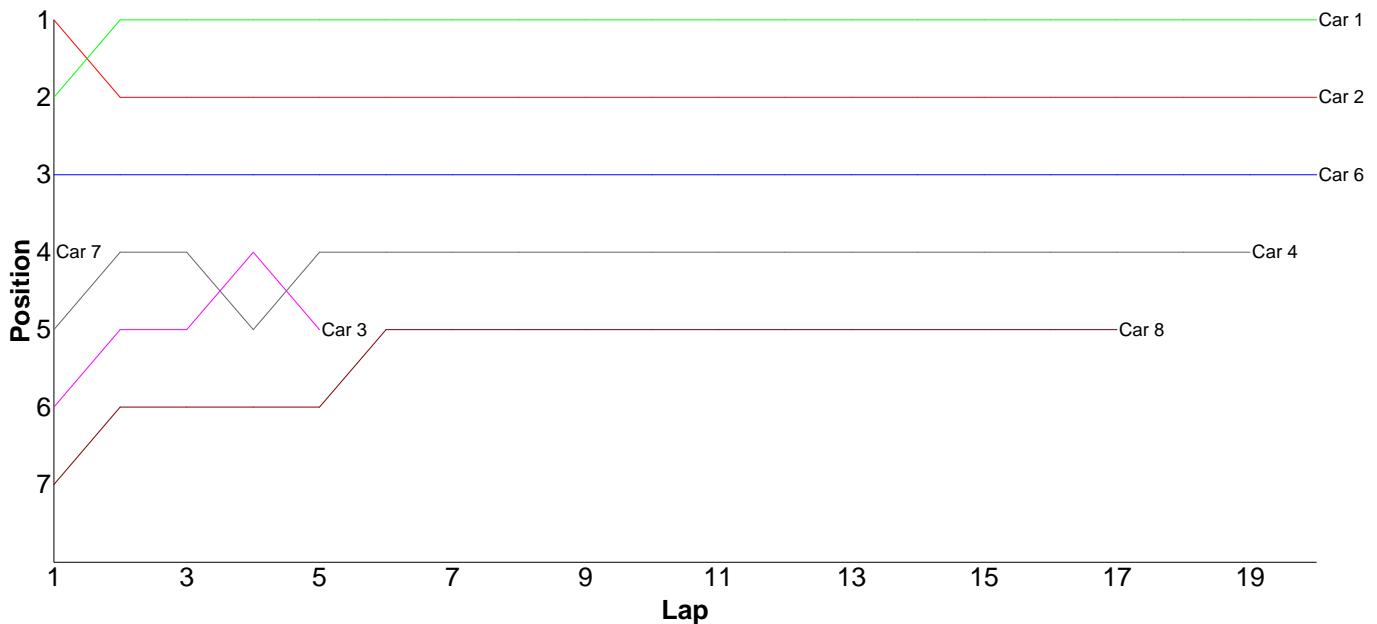
Lap	Car 1	Car 2	Car 3	Car 4	Car 5	Car 6	Car 7
1	16.30	16.82	16.92	17.56	16.98	16.28	17.49
2	16.53	16.39	16.65	16.89	17.25	16.61	21.67
3	16.31	16.42	16.93	16.69	16.53	16.19	16.65
4	16.59	24.37	21.60	17.27	16.56	16.29	16.24
5	16.31	84.85	17.15	17.51	17.02	16.11	20.53
6	16.35	16.84	16.48	16.92	16.98	16.62	16.39
7	16.57	16.90	16.41	16.47	16.89	16.43	16.62
8	16.82	16.52	16.73	16.48	16.71	16.26	16.25
9	16.78	16.92	16.43	16.57	16.99	16.41	19.14
10	16.31	17.51	16.59	16.65	17.01	16.52	21.85
11	15.87	16.56	16.79	16.50	16.73	16.63	16.97
12	16.18	16.42	16.68	16.63	16.82	16.42	17.11
13	16.13	16.72	16.46	16.51	21.74	16.92	16.67
14	16.35	16.55	16.69	16.59	17.31	16.73	16.72
15	16.59		16.62	16.53	17.13	16.43	16.73
16	16.50		16.65	20.89	17.80	16.59	17.70
17	16.59		18.08	16.60	16.72	16.65	16.98
18	16.44		16.99	16.39	16.65	16.70	
19	17.33					16.91	
20							



Heat 7 - Round 4 (10.5)

Pos	Car	Form	Name	Member Type	Car Make	Result	Ave	Best
1	1	F1	Ori Sohachevsky	2009	Schumacher	20 / 301.53	15.07	14.87
2	2	F1	Sam Martin	2009	Hot Bodies	20 / 307.47	15.37	14.95
3	6	F2	Neil Hunt	2009	Schumacher	20 / 314.17	15.70	15.22
4	4	F1	Brian Killick	2009	Xray	19 / 303.64	15.98	15.27
5	8	F2	Stephen Mills	2009	Hot Bodies	17 / 317.36	18.66	16.80
6	3	F1	Nick Adams	2009	Tamiya	5 / 82.36	16.47	14.69
7	7	F2	Neil Talbot	2009	Xray	1 / 15.98	15.98	15.98
8	5	F2	Glen West	2009	Xray	0 / 0.00	0.00	0.00

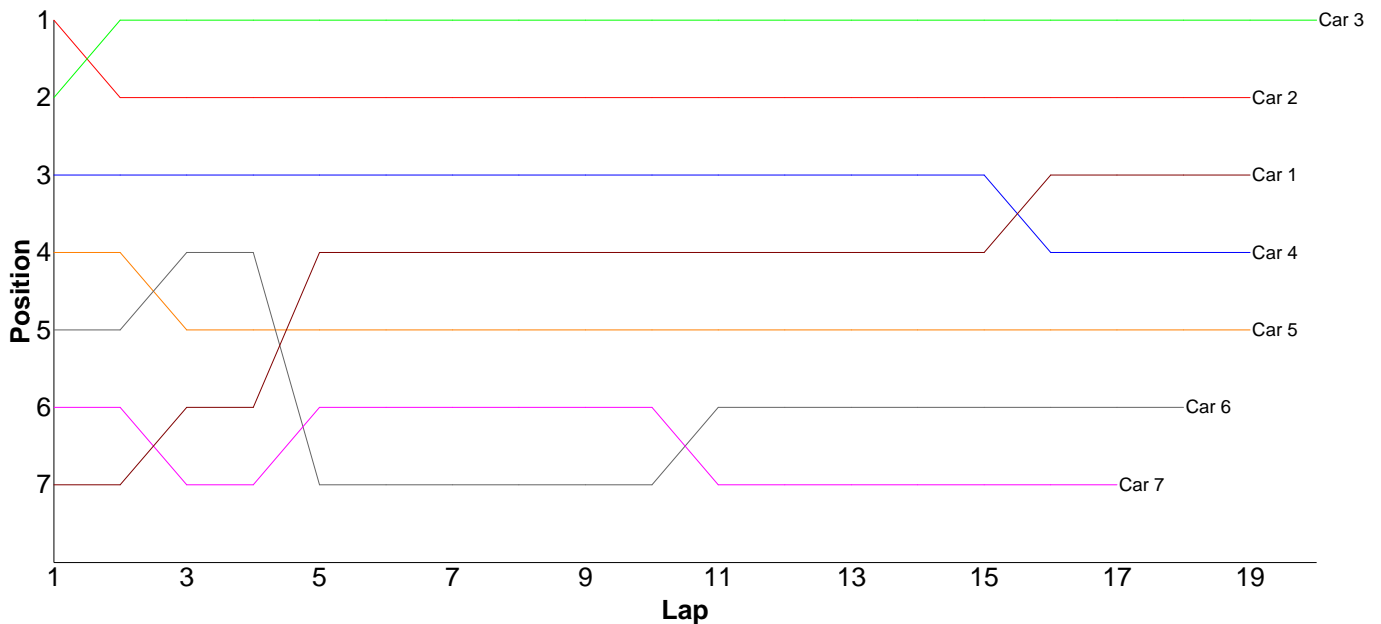
Lap	Car 1	Car 2	Car 3	Car 4	Car 5	Car 6	Car 7	Car 8
1	15.45	15.42	17.78	17.53		15.58	15.98	18.30
2	14.88	15.11	16.17	15.86		16.15		17.67
3	14.96	14.95	14.94	15.49		15.54		19.17
4	15.13	15.36	14.69	15.61		15.22		18.19
5	14.87	15.26	18.78	16.41		15.60		17.78
6	14.97	15.10		15.72		15.65		17.67
7	15.03	15.29		16.27		16.44		16.97
8	14.91	15.15		15.89		15.79		16.80
9	14.92	15.39		15.57		15.69		17.04
10	15.42	15.40		15.45		15.60		23.48
11	15.25	15.41		15.41		15.31		19.80
12	14.88	15.91		15.27		15.67		18.48
13	14.93	15.41		15.91		16.60		18.70
14	15.27	15.33		17.03		15.56		18.53
15	15.10	15.39		16.86		15.77		18.84
16	15.06	15.35		15.94		15.50		20.52
17	15.06	15.52		15.69		15.60		19.42
18	14.94	15.29		15.92		15.73		
19	15.31	15.69		15.81		15.55		
20	15.19	15.74				15.62		
21								



Heat 8 - Round 4 (<13.5 / 17.5>)

Pos	Car	Form	Name	Member Type	Car Make	Result	Ave	Best
1	3	F1	Remo Casadei	2009	Schumacher	20 / 311.94	15.59	15.31
2	2	F1	Scott Hauser	2009	Xray	19 / 301.66	15.87	15.29
3	1	F1	Joe Jenyavanija	2009	Tamiya	19 / 304.44	16.02	15.29
4	4	F1	Gary Fuller	2009	Schumacher	19 / 307.17	16.16	15.67
5	5	F2	James Davis	2009	Tamiya	19 / 313.54	16.50	15.82
6	6	F1	Anthony Pedder	2009	Hot Bodies	18 / 305.74	16.98	15.85
7	7	F1	Kevin Bissell	2009	Hot Bodies	17 / 306.24	18.01	16.17

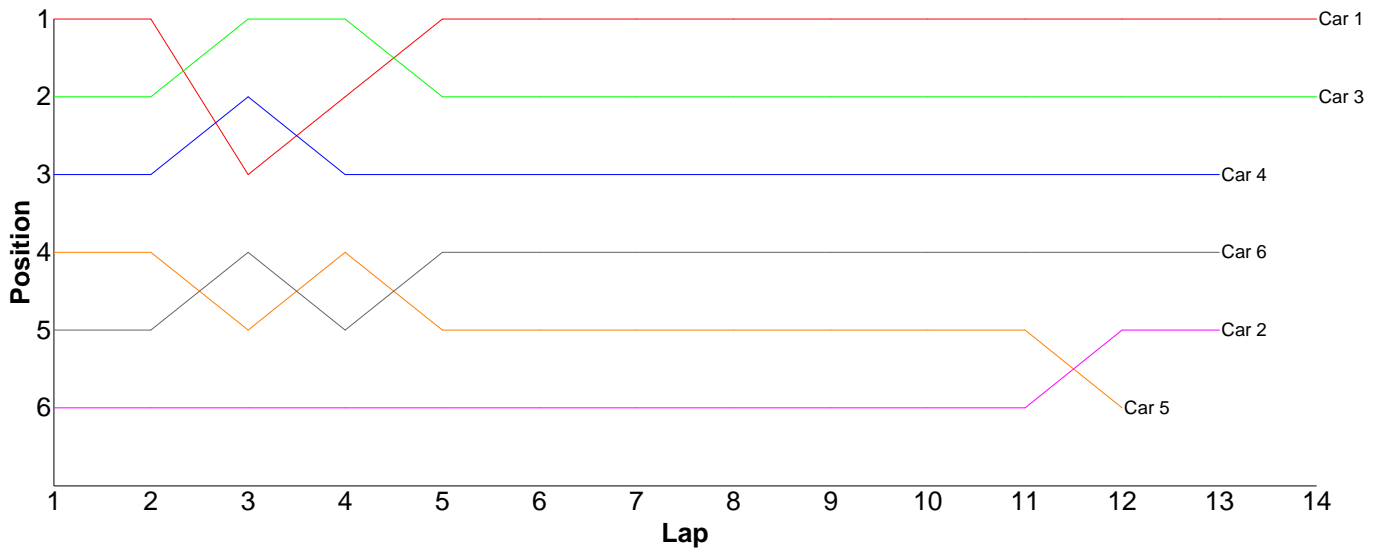
Lap	Car 1	Car 2	Car 3	Car 4	Car 5	Car 6	Car 7
1	22.24	15.30	15.40	15.89	15.93	16.18	16.51
2	15.66	16.23	15.31	15.89	16.21	15.99	16.31
3	15.29	15.79	15.52	15.78	17.23	17.12	20.57
4	15.58	15.50	15.70	15.67	19.38	15.94	16.82
5	15.92	15.66	15.44	16.07	16.47	24.76	16.57
6	15.55	15.29	15.40	16.32	16.20	18.10	17.47
7	15.52	15.53	15.55	16.49	15.82	16.18	16.21
8	15.68	15.53	15.48	16.15	16.27	15.88	16.34
9	15.60	15.97	15.68	15.95	16.14	16.81	16.40
10	16.20	15.37	15.66	15.79	16.29	15.94	18.83
11	15.98	16.57	15.98	16.23	16.26	16.19	22.40
12	15.68	15.56	15.72	15.94	16.23	15.85	29.84
13	16.06	15.53	15.69	16.96	16.96	15.98	16.60
14	15.57	15.54	15.48	16.00	16.50	16.54	16.42
15	15.54	15.75	15.57	16.72	16.28	17.07	16.17
16	15.59	15.72	15.61	16.09	16.50	16.13	16.19
17	15.44	15.57	15.63	16.43	16.41	16.71	16.59
18	15.60	18.71	15.73	16.65	16.13	18.37	
19	15.74	16.54	15.67	16.15	16.33		
20			15.72				
21							



Heat 9 - Round 4 (<Bikes>)

Pos	Car	Form	Name	Member Type	Car Make	Result	Ave	Best
1	1		Simon Lancaster	G09A		14 / 303.28	21.66	20.20
2	3	F2	Steve Leake	2009		14 / 306.55	21.89	21.18
3	4	F2	Andy Carless	2009		13 / 305.74	23.51	22.13
4	6	F2	Scott Adderson	2009		13 / 318.75	24.51	22.20
5	2	F2	Chris Groom	2009		13 / 320.53	24.65	21.14
6	5	F2	Matt Tims	2009		12 / 300.70	25.05	22.18

Lap	Car 1	Car 2	Car 3	Car 4	Car 5	Car 6
1	21.07	51.48	21.33	22.80	23.32	28.95
2	20.20	26.34	22.06	22.19	28.80	26.11
3	27.76	22.20	22.07	23.68	27.50	22.72
4	21.59	22.93	21.50	23.03	23.95	28.42
5	21.58	21.14	25.33	22.61	27.45	22.95
6	20.37	23.91	21.18	22.99	22.61	22.69
7	21.34	21.71	21.82	22.83	22.90	23.11
8	20.35	22.08	21.53	22.42	22.54	22.20
9	21.85	21.95	21.63	23.27	28.25	28.49
10	22.00	21.86	21.73	32.05	22.18	23.45
11	22.17	22.03	21.77	23.41	27.27	23.65
12	21.15	21.54	21.43	22.33	23.93	22.67
13	21.03	21.36	21.55	22.13		23.34
14	20.82		21.62			
15						

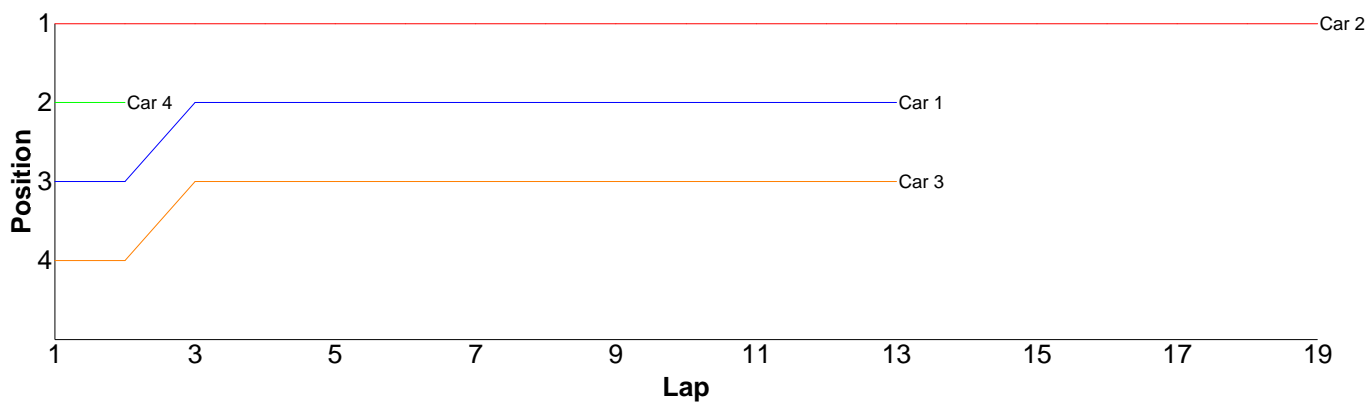


Heat 1 - Round 5 (IC Touring)

Pos	Car	Form	Name	Member Type	Car Make	Result	Ave	Best
1	2	F2	Mark Fagan	2009	Serpent	19 / 307.45	16.18	14.98
2	1	F2	Colin Taggart	2009	Xray	13 / 302.22	23.24	15.36
3	3	F2	Stephen Mills	2009	Xray	13 / 307.92	23.68	15.76
4	4		Nick Willcox	2009	Mugen	2 / 60.74	30.37	21.47

Lap	Car 1	Car 2	Car 3	Car 4
1	98.99	15.28	105.82	39.27

2	16.28	15.42	17.24	21.47
3	16.12	15.45	17.73	
4	15.89	15.63	16.87	
5	15.98	15.38	17.19	
6	15.97	15.73	16.14	
7	15.86	15.95	16.66	
8	15.42	15.57	15.76	
9	23.34	15.39	16.80	
10	15.36	22.34	16.53	
11	15.73	15.83	16.32	
12	16.13	15.66	16.58	
13	21.15	15.55	18.28	
14		18.67		
15		15.42		
16		15.17		
17		14.98		
18		15.44		
19		18.59		
20				

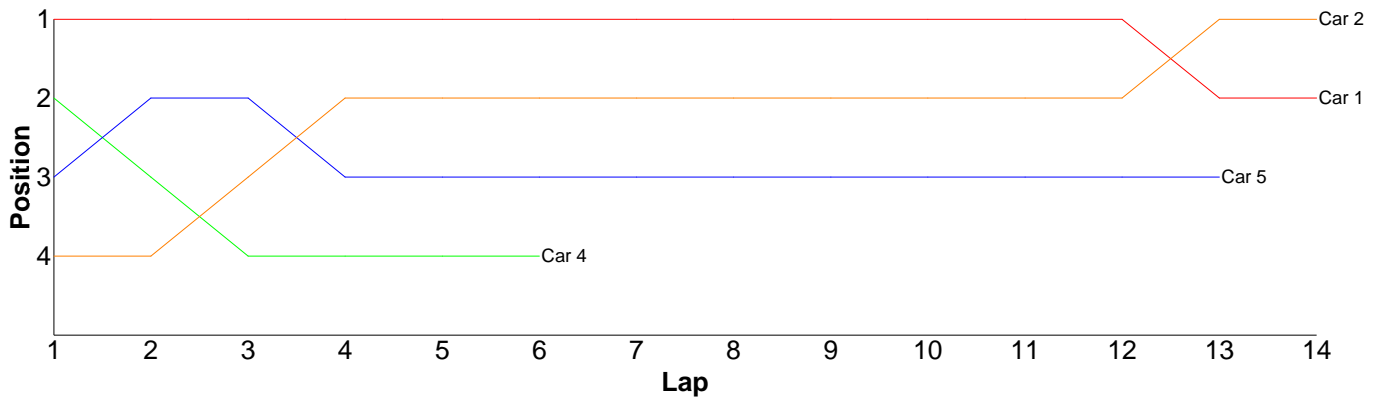


Heat 2 - Round 5 (EP Sport)

Pos	Car	Form	Name	Member Type	Car Make	Result	Ave	Best
1	2		Jason Elliot	G09A	Tamiya	14 / 305.23	21.80	19.95
2	1	F1	Jack Warren (J)	2009	Xray	14 / 305.52	21.82	20.13
3	5	F2	Jack Talbot (J)	2009	Xray	13 / 315.71	24.28	21.77
4	4	F2	David Chieng	2009	Tamiya	6 / 158.12	26.35	21.46
5	3	F2	Bradley Killick (J)	2009	Xray	0 / 0.00	0.00	0.00

Lap	Car 1	Car 2	Car 3	Car 4	Car 5
-----	-------	-------	-------	-------	-------

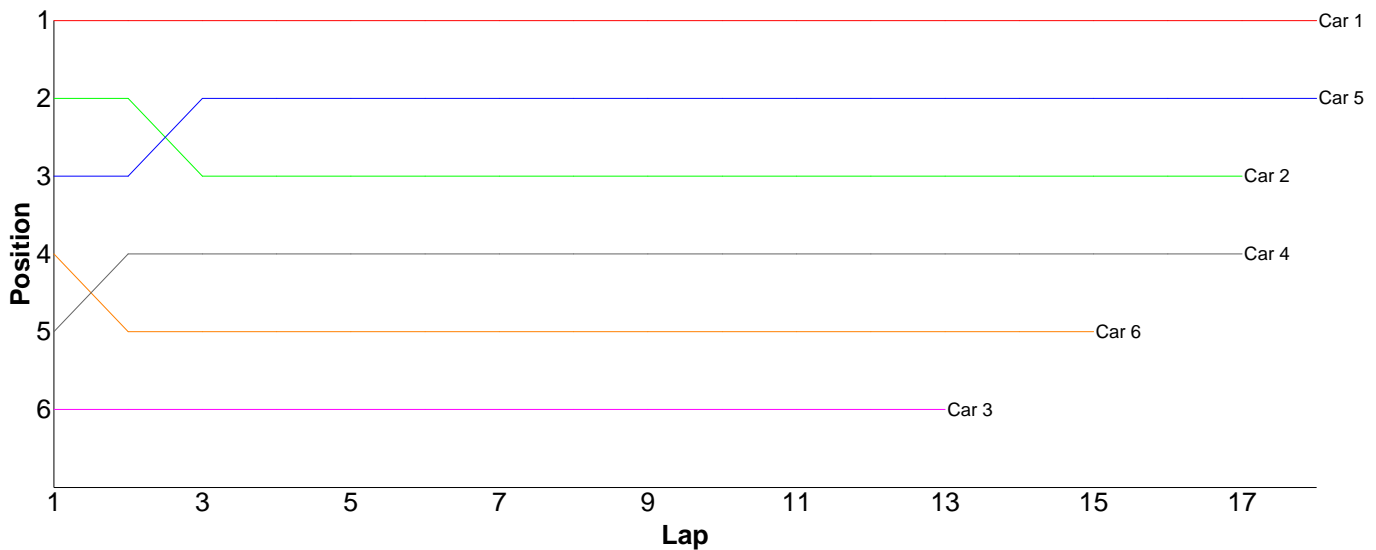
1	21.76	27.70		22.17	23.15
2	22.51	22.75		27.20	22.08
3	20.52	19.95		27.02	21.77
4	20.92	20.97		21.46	24.97
5	20.46	20.55		33.81	28.28
6	20.67	20.01		26.46	21.97
7	24.73	20.12			24.28
8	22.33	31.32			23.16
9	20.88	20.45			24.77
10	21.41	20.48			22.99
11	20.13	20.35			30.23
12	28.30	20.05			24.58
13	20.55	19.99			23.48
14	20.35	20.54			
15					



Heat 3 - Round 5 (<13.5 / 17.5>)

Pos	Car	Form	Name	Class	Member Type	Car Make	Result	Ave
1	1	F1	Scott Hauser	17.5	2009	Xray	18 / 307.29	17.07
2	5		James Rumble	13.5	2009	Xray	18 / 317.35	17.63
3	2	F2	Scott Stokes	13.5	2009	Xray	17 / 300.66	17.68
4	4	F2	Jose Jimemez	13.5	2009	Associated	17 / 309.88	18.22
5	6	F2	Andy Lewis	13.5	2009	Hot Bodies	15 / 303.50	20.23
6	3	F2	Robin Francis	13.5	2009	Hot Bodies	13 / 308.55	23.73

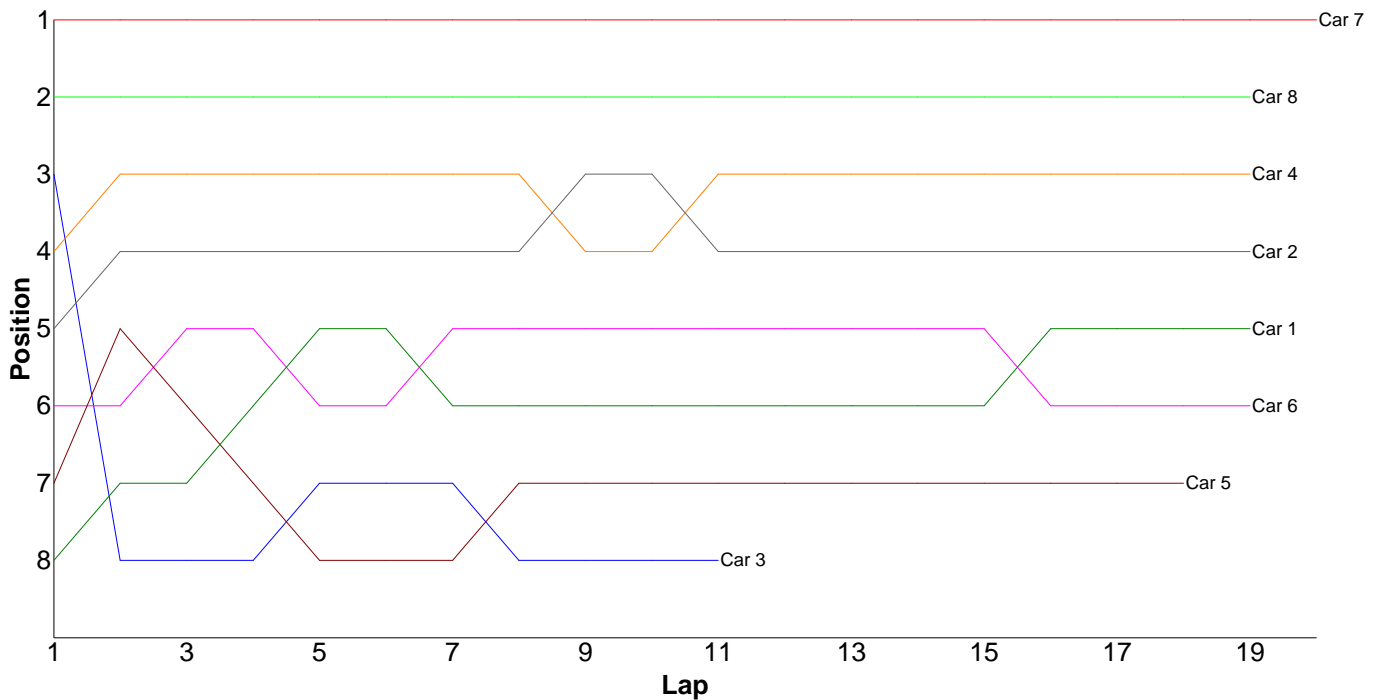
Lap	Car 1	Car 2	Car 3	Car 4	Car 5	Car 6
1	16.86	17.69	84.20	23.93	19.54	22.81
2	16.59	18.73	25.40	17.72	16.90	19.12
3	17.04	19.25	19.42	17.21	17.63	19.29
4	16.80	17.64	19.15	17.23	17.52	20.49
5	17.12	17.26	17.44	17.35	18.11	19.67
6	16.70	17.40	16.85	19.87	18.14	20.24
7	16.87	17.67	17.42	17.84	17.19	18.51
8	16.97	17.44	20.72	17.51	17.07	19.19
9	16.98	17.82	17.58	17.52	17.03	18.67
10	16.80	17.92	17.04	18.53	17.36	18.33
11	17.33	17.11	17.07	17.36	17.80	20.07
12	17.12	17.05	18.82	20.34	17.56	24.56
13	17.29	17.85	17.44	17.44	17.12	20.84
14	17.43	17.28		17.25	17.48	20.88
15	17.09	17.19		17.44	17.47	20.83
16	17.70	17.69		17.72	17.95	
17	17.39	17.67		17.62	17.67	
18	17.21				17.81	
19						



Heat 4 - Round 5 (GT)

Pos	Car	Form	Name	Member Type	Car Make	Result	Ave	Best
1	7		Jason Butterfield	G09-GT2	BMI	20 / 311.97	15.59	15.29
2	8	F3	Dave Skelton	2009	Associated	19 / 306.88	16.15	15.59
3	4	F3	Jon Wilkins	2009	Associated	19 / 308.73	16.24	15.94
4	2	F3	Tim Webb	2009	Associated	19 / 310.31	16.33	15.78
5	1	F2	Gerald Page	2009	Associated	19 / 314.12	16.53	15.95
6	6		Mark Burgess	G09-GT2	Associated	19 / 314.38	16.54	16.12
7	5	F2	Rob Warren	2009	Associated	18 / 307.15	17.06	16.36
8	3	F3	Nigel Moss	2009	Calandra	11 / 192.79	17.52	16.14

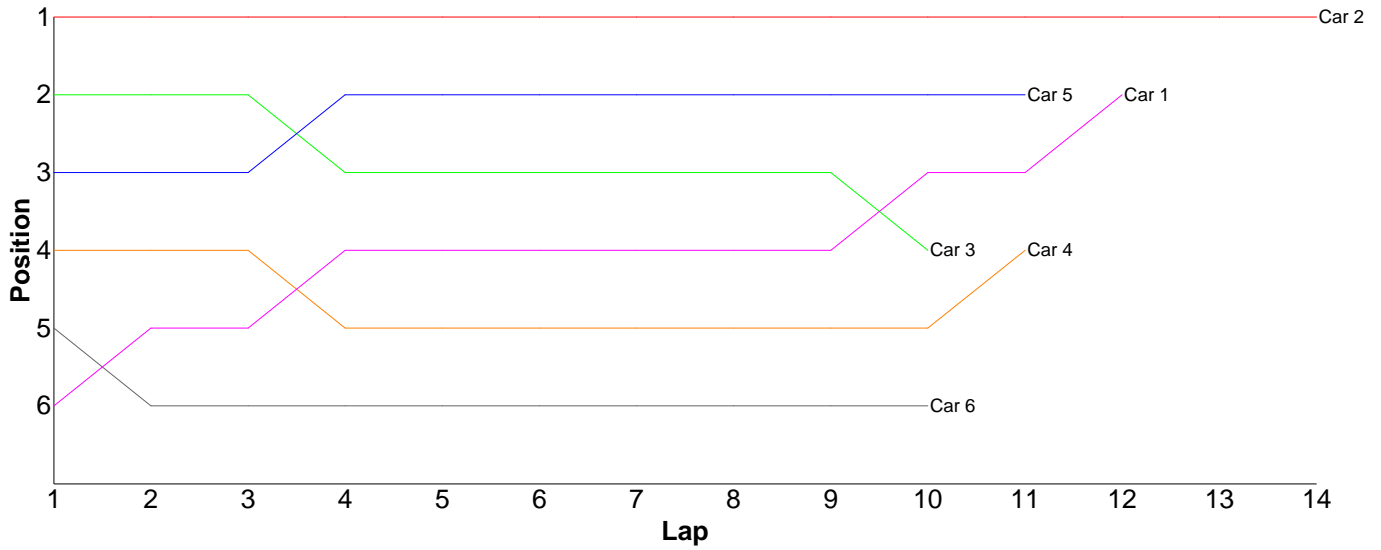
Lap	Car 1	Car 2	Car 3	Car 4	Car 5	Car 6	Car 7	Car 8
1	17.46	16.62	16.18	16.34	17.16	17.14	16.00	16.16
2	16.52	16.22	18.32	16.34	16.62	16.67	15.30	15.59
3	16.68	16.53	17.11	16.38	16.85	16.63	15.68	16.10
4	16.38	16.15	16.43	16.14	17.22	16.34	15.56	15.95
5	15.95	15.78	16.14	16.08	16.88	16.56	15.48	15.92
6	16.23	16.12	16.47	15.94	17.00	16.31	15.66	16.05
7	17.18	16.12	16.83	16.16	17.36	16.12	15.31	15.93
8	16.61	16.15	20.69	16.30	16.42	16.21	15.83	16.09
9	16.43	16.04	16.95	16.31	18.41	16.23	15.70	16.26
10	16.35	16.17	16.38	16.00	16.75	16.76	15.59	16.01
11	16.74	16.55	21.29	16.11	16.70	16.20	15.71	16.36
12	16.59	16.46		16.24	16.44	16.26	15.70	16.67
13	16.22	16.00		16.30	16.39	16.33	15.29	16.51
14	16.52	16.31		16.01	16.36	16.16	15.42	16.05
15	16.44	16.68		16.21	19.37	16.18	15.70	16.28
16	16.38	16.71		16.50	18.24	19.03	15.45	16.45
17	16.42	16.31		16.66	16.51	16.53	15.75	16.08
18	16.58	17.03		16.22	16.47	16.36	15.77	16.24
19	16.44	16.36		16.49		16.36	15.69	16.18
20							15.38	
21								



Heat 5 - Round 5 (<Bikes>)

Pos	Car	Form	Name	Class	Member Type	Car Make	Result	Ave
1	2	F2	Dave Tims	Bikes 1/5th	2009		14 / 322.59	23.04
2	1	F2	Dave Richards	Bikes 1/5th	2009		12 / 309.74	25.81
3	5	F4	Gerald Page	Bikes 1/8th	2009		11 / 268.05	24.36
4	4	F3	Andy Carless	Bikes 1/8th	2009		11 / 322.67	29.33
5	3	F3	Chris Groom	Bikes 1/8th	2009		10 / 275.06	27.50
6	6	F2	Matthew Book	Bikes 1/5th	2009		10 / 313.75	31.37

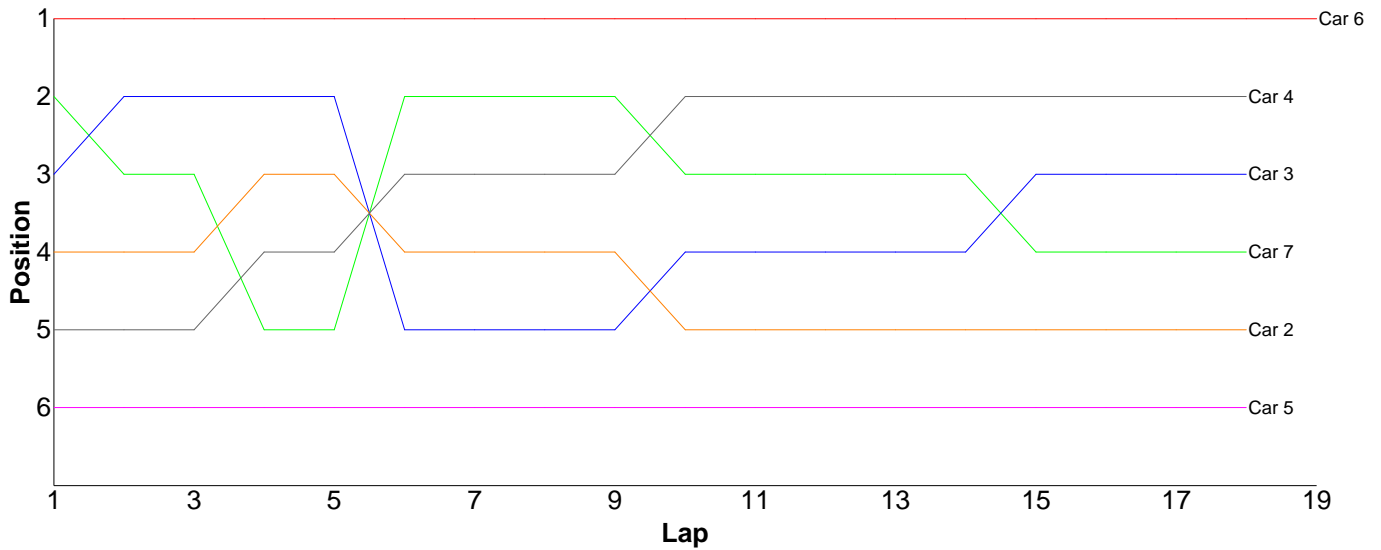
Lap	Car 1	Car 2	Car 3	Car 4	Car 5	Car 6
1	55.75	22.21	23.86	33.50	24.74	35.98
2	23.31	22.93	24.38	28.44	24.95	48.83
3	22.87	22.65	24.39	35.15	24.46	27.73
4	22.31	22.65	26.94	33.64	24.29	26.81
5	22.45	23.14	25.94	26.96	23.80	29.32
6	23.31	23.00	28.79	27.01	23.51	25.41
7	26.10	22.42	23.57	26.40	23.66	37.59
8	22.54	22.85	32.64	27.75	26.55	25.17
9	23.02	23.08	25.29	31.54	24.52	28.40
10	22.37	23.42	39.26	25.82	24.52	28.51
11	22.91	23.18		26.46	23.05	
12	22.80	23.86				
13		23.42				
14		23.78				
15						



Heat 6 - Round 5 (<13.5 / 17.5>)

Pos	Car	Form	Name	Member Type	Car Make	Result	Ave	Best
1	6		Garry Noble	G09A	Scythe	19 / 311.73	16.40	15.88
2	4	F2	Chris Graco	2009	Xray	18 / 300.44	16.69	16.39
3	3	F2	Neil Pilkington	2009	Hot Bodies	18 / 301.43	16.74	16.30
4	7	F2	Craig Murrell (J)	2009	Xray	18 / 305.52	16.97	16.49
5	2	F1	Ian Cairns	2009	Schumacher	18 / 305.99	16.99	16.38
6	5	F2	Kieran Stokes (J)	2009	Xray	18 / 311.76	17.32	16.69
7	1	F2	Jon Wilkins	2009	Hot Bodies	0 / 0.00	0.00	0.00

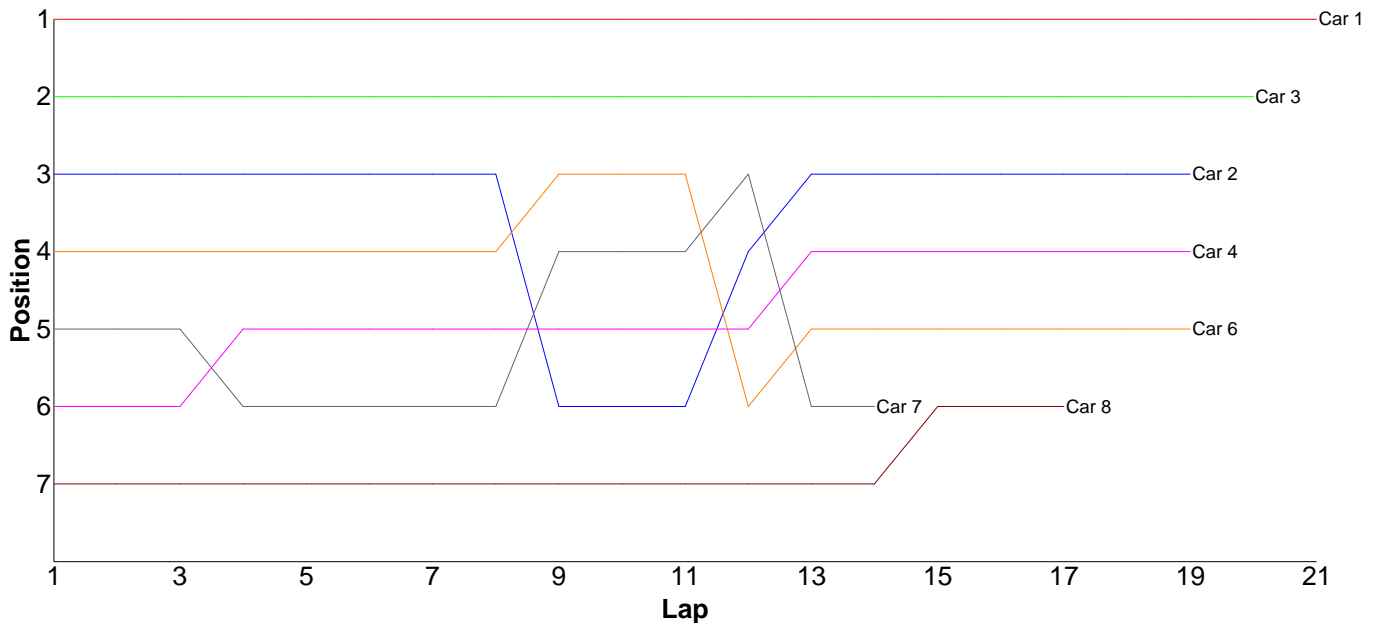
Lap	Car 1	Car 2	Car 3	Car 4	Car 5	Car 6	Car 7
1		17.12	16.52	17.23	19.13	15.88	16.49
2		16.60	16.43	16.84	17.49	16.42	16.90
3		16.38	16.42	16.64	17.16	16.40	16.56
4		16.73	16.64	16.77	17.40	16.37	17.99
5		16.55	16.76	16.99	16.96	16.38	16.54
6		17.92	19.56	16.76	17.53	16.15	16.61
7		16.83	16.61	16.71	17.17	16.20	16.51
8		16.85	16.30	16.72	17.15	16.29	16.60
9		16.87	16.83	16.57	16.99	16.59	16.92
10		17.67	16.69	16.39	16.87	16.79	16.72
11		18.45	16.62	16.67	17.15	16.29	16.69
12		16.63	16.47	16.62	16.69	16.20	16.71
13		17.03	16.63	16.46	17.34	16.46	16.87
14		16.53	16.78	16.81	17.08	16.40	16.97
15		17.01	16.42	16.41	18.29	16.43	17.03
16		17.48	16.61	16.61	17.27	16.68	17.29
17		16.62	16.51	16.67	17.03	16.46	16.76
18		16.72	16.63	16.57	17.06	16.48	19.36
19						16.86	
20							



Heat 7 - Round 5 (10.5)

Pos	Car	Form	Name	Member Type	Car Make	Result	Ave	Best
1	1	F1	Ori Sohachevsky	2009	Schumacher	21 / 314.69	14.98	14.72
2	3	F1	Nick Adams	2009	Tamiya	20 / 307.19	15.35	14.83
3	2	F1	Sam Martin	2009	Hot Bodies	19 / 300.21	15.80	14.96
4	4	F1	Brian Killick	2009	Xray	19 / 302.48	15.92	15.31
5	6	F2	Neil Hunt	2009	Schumacher	19 / 303.63	15.98	15.35
6	8	F2	Stephen Mills	2009	Hot Bodies	17 / 305.13	17.94	16.62
7	7	F2	Neil Talbot	2009	Xray	14 / 229.77	16.41	15.17
8	5	F2	Glen West	2009	Xray	0 / 0.00	0.00	0.00

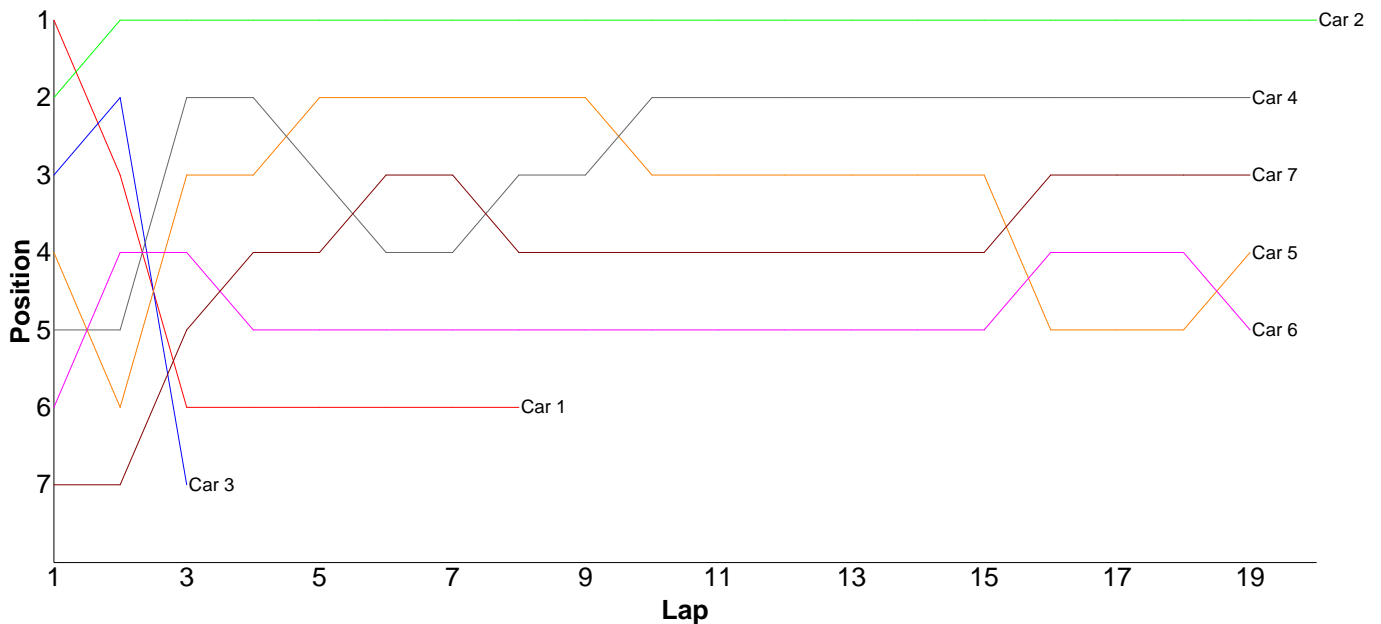
Lap	Car 1	Car 2	Car 3	Car 4	Car 5	Car 6	Car 7	Car 8
1	14.99	15.32	15.15	16.86		15.62	15.77	17.23
2	14.86	15.04	14.90	15.34		15.46	15.52	16.62
3	14.74	14.96	15.22	15.54		15.47	15.66	16.64
4	14.86	15.23	14.83	16.12		15.58	17.48	19.24
5	14.87	16.18	15.41	15.76		15.79	16.64	19.00
6	14.72	15.26	15.10	15.61		15.43	16.03	17.93
7	14.86	15.17	15.57	15.62		15.42	15.17	17.72
8	15.01	15.68	15.23	15.40		15.40	15.81	19.37
9	14.96	22.16	15.20	18.63		15.47	15.47	17.18
10	15.09	15.56	15.25	15.31		15.76	15.53	20.65
11	15.23	15.44	15.16	15.66		15.35	16.01	19.26
12	14.92	15.60	15.34	15.98		21.54	15.64	18.31
13	15.19	15.51	15.19	15.60		15.75	21.34	16.92
14	15.03	15.21	17.73	15.87		15.98	17.70	17.67
15	15.06	15.22	15.56	16.03		16.15		17.41
16	14.95	16.12	15.24	16.05		15.93		16.62
17	15.19	15.51	15.11	15.57		15.60		17.36
18	15.09	15.63	15.14	16.05		15.99		
19	15.02	15.41	15.25	15.48		15.94		
20	14.92		15.61					
21	15.13							
22								



Heat 8 - Round 5 (<13.5 / 17.5>)

Pos	Car	Form	Name	Member Type	Car Make	Result	Ave	Best
1	2	F1	Scott Hauser	2009	Xray	20 / 312.80	15.64	15.11
2	4	F1	Gary Fuller	2009	Schumacher	19 / 308.31	16.22	15.74
3	7	F1	Kevin Bissell	2009	Hot Bodies	19 / 312.61	16.45	15.98
4	5	F2	James Davis	2009	Tamiya	19 / 313.82	16.51	15.75
5	6	F1	Anthony Pedder	2009	Hot Bodies	19 / 313.98	16.52	15.83
6	1	F1	Joe Jenyavanija	2009	Tamiya	8 / 133.75	16.71	15.42
7	3	F1	Remo Casadei	2009	Schumacher	3 / 57.76	19.25	15.19

Lap	Car 1	Car 2	Car 3	Car 4	Car 5	Car 6	Car 7
1	15.42	15.55	15.79	16.13	16.03	16.13	16.24
2	15.76	15.32	15.19	15.97	16.11	15.83	16.45
3	22.09	15.25	26.78	15.74	15.94	16.15	15.98
4	15.94	15.59		15.93	15.75	16.97	16.05
5	15.69	15.11		17.18	15.95	17.65	16.34
6	15.72	15.31		16.41	16.92	16.48	16.05
7	16.19	15.25		16.43	16.29	16.35	16.34
8	16.94	15.41		15.92	16.22	17.54	16.50
9		15.74		16.16	16.61	16.38	16.57
10		15.38		16.07	16.28	16.11	16.77
11		16.28		16.36	16.79	15.86	16.57
12		15.58		16.34	16.35	16.74	16.43
13		15.57		16.22	16.45	16.69	17.11
14		16.48		16.13	16.24	16.33	16.35
15		15.86		15.98	16.24	16.45	16.38
16		15.51		16.04	20.10	16.18	16.34
17		16.00		16.52	16.61	16.96	16.67
18		15.97		16.27	16.43	16.48	16.77
19		15.77		16.51	16.51	16.70	16.70
20		15.87					
21							



Heat 9 - Round 5 (<Bikes>)

Pos	Car	Form	Name	Member Type	Car Make	Result	Ave	Best
1	1		Simon Lancaster	G09A		15 / 315.24	21.01	20.39
2	3	F2	Steve Leake	2009		14 / 310.34	22.16	21.21
3	4	F2	Andy Carless	2009		13 / 306.89	23.60	22.09
4	2	F2	Chris Groom	2009		13 / 313.05	24.08	20.97
5	5	F2	Matt Tims	2009		13 / 317.45	24.41	21.72
6	6	F2	Scott Adderson	2009		12 / 304.42	25.36	22.67

Lap	Car 1	Car 2	Car 3	Car 4	Car 5	Car 6
1	21.09	22.04	21.62	22.68	27.21	24.01
2	20.45	22.37	21.21	22.46	22.94	31.83
3	21.06	21.50	21.35	22.86	29.16	23.30
4	20.39	29.70	21.45	22.57	31.95	22.67
5	21.35	20.97	22.79	22.09	21.98	28.57
6	21.67	21.47	21.43	23.19	22.75	23.35
7	21.07	22.45	21.42	22.89	22.29	23.61
8	21.10	37.89	22.22	22.93	22.68	29.40
9	20.88	22.44	21.50	22.24	22.82	23.19
10	20.90	21.63	21.83	31.48	22.44	24.30
11	20.47	21.61	21.64	24.46	22.74	27.19
12	21.37	27.76	23.22	23.60	21.72	23.00
13	20.96	21.22	21.38	23.44	26.77	
14	21.38		27.28			
15	21.10					
16						

