

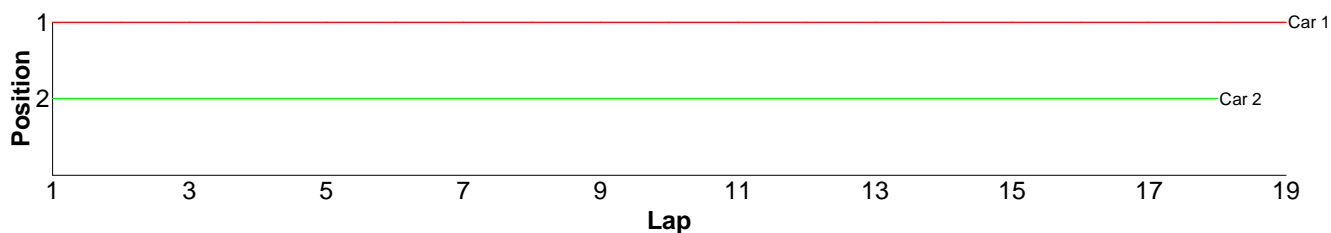
AMCC Summer Series 2009 : Round 1: 1 Apr 09

Race Results

IC Touring - A Final

Pos	Car	Form	Name	Member Type	Car Make	Result	Ave	Best
1	1	F2	Mark Fagan	2009	Serpent	19 / 305.11	16.05	15.08
2	2	F2	Colin Taggart	2009	Xray	18 / 309.34	17.18	15.22
=3	3		Nick Willcox	2009	Mugen	0 / 0.00	0.00	0.00
=3	4	F2	Stephen Mills	2009	Xray	0 / 0.00	0.00	0.00

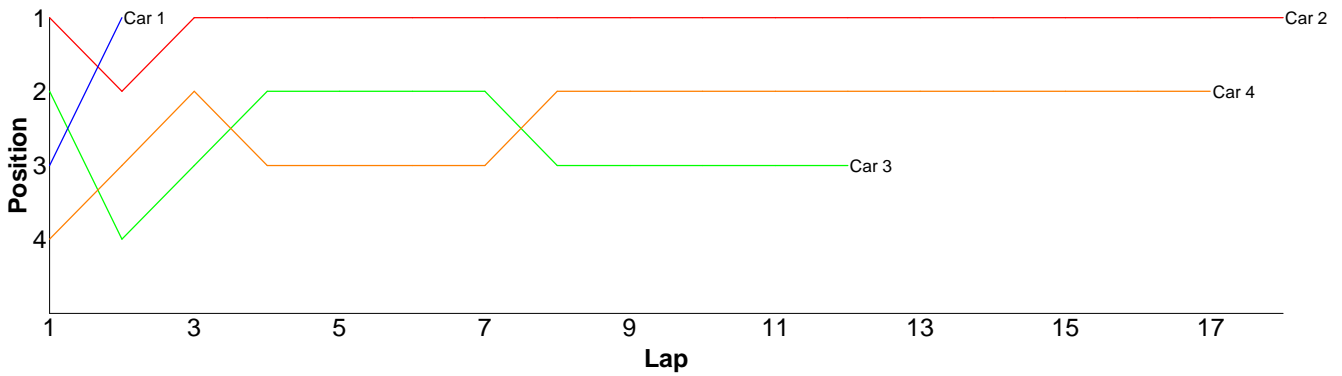
Lap	Car 1	Car 2	Car 3	Car 4
1	24.44	31.01		
2	15.78	15.94		
3	15.33	15.97		
4	15.33	15.62		
5	15.47	22.74		
6	15.42	15.89		
7	15.80	15.52		
8	15.55	15.36		
9	15.88	15.22		
10	15.53	19.52		
11	15.66	15.81		
12	15.58	16.52		
13	15.08	15.87		
14	15.51	15.57		
15	15.15	15.81		
16	16.92	15.58		
17	15.45	15.46		
18	15.85	15.93		
19	15.38			
20				



<13.5 / 17.5> - C Final

Pos	Car	Form	Name	Member Type	Car Make	Result	Ave	Best
1	2	F2	Scott Stokes	2009	Xray	18 / 337.39	18.74	17.14
2	4	F2	Andy Lewis	2009	Hot Bodies	17 / 354.86	20.87	18.36
3	3	F2	Robin Francis	2009	Hot Bodies	12 / 255.42	21.28	17.09
4	1	F2	Jose Jimenez	2009	Associated	2 / 48.12	24.06	18.64

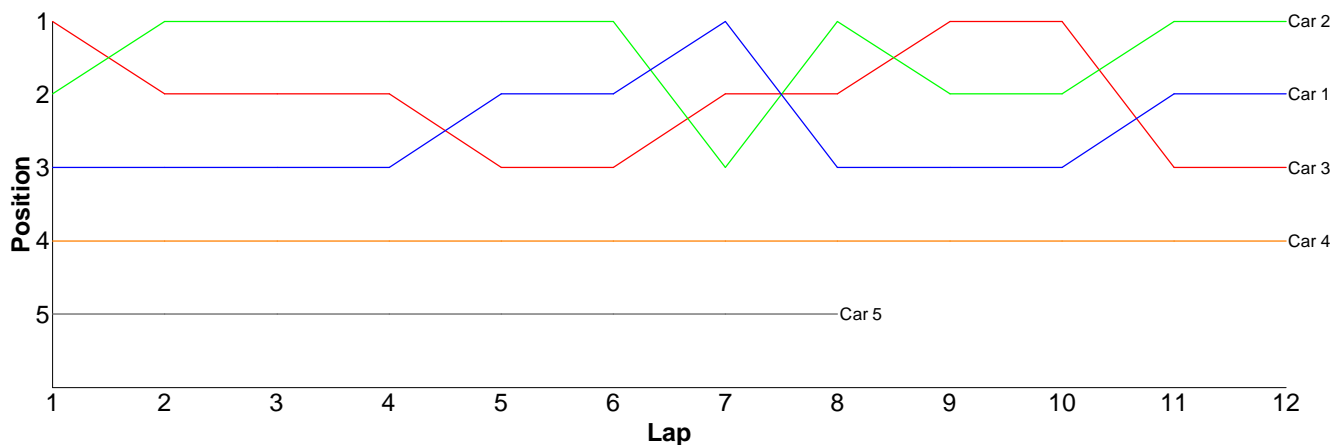
Lap	Car 1	Car 2	Car 3	Car 4
1	29.48	26.66	27.90	31.91
2	18.64	21.52	26.43	19.88
3		18.85	18.19	19.95
4		17.55	18.55	20.78
5		17.36	17.55	19.32
6		17.14	17.09	18.36
7		18.06	22.12	19.08
8		17.36	22.31	19.49
9		18.37	19.17	20.30
10		22.42	20.92	20.71
11		17.37	18.86	19.12
12		18.05	26.33	26.01
13		17.74		20.05
14		17.96		21.23
15		17.72		19.49
16		17.29		19.11
17		17.85		20.07
18		18.12		
19				



<Bikes> - B Final

Pos	Car	Form	Name	Class	Member Type	Car Make	Result	Ave	Best
1	2	F2	Dave Richards	Bikes 1/5th	2009		12 / 316.75	26.39	22.36
2	1	F4	Gerald Page	Bikes 1/8th	2009		12 / 320.42	26.70	22.98
3	3	F3	Chris Groom	Bikes 1/8th	2009		12 / 332.79	27.73	23.10
4	4	F3	Andy Carless	Bikes 1/8th	2009		12 / 342.55	28.54	25.09
5	5	F2	MatthewBook	Bikes 1/5th	2009		8 / 318.44	39.80	27.73

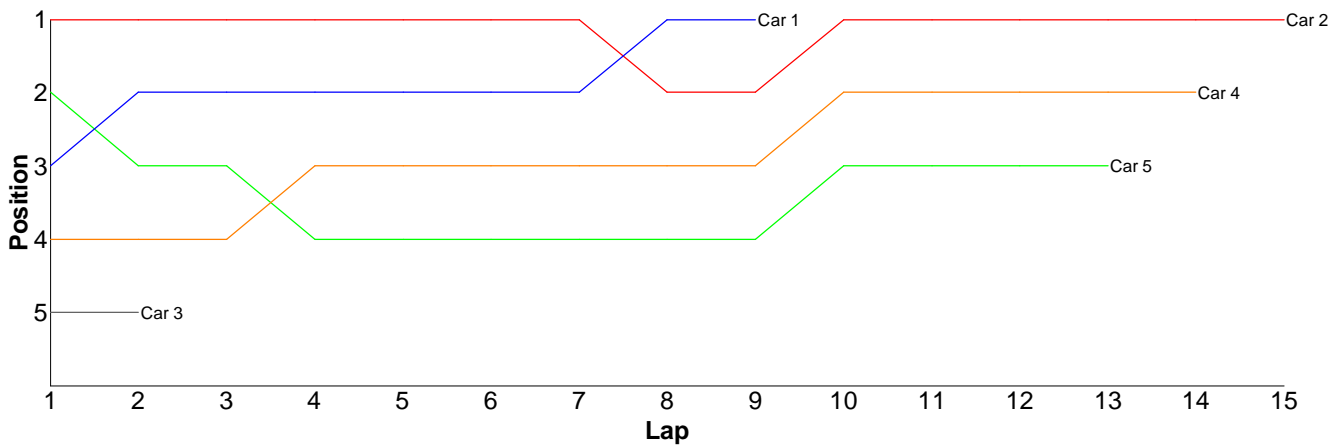
Lap	Car 1	Car 2	Car 3	Car 4	Car 5
1	46.14	45.34	43.75	47.29	63.69
2	23.54	22.36	24.56	31.31	41.47
3	24.05	22.75	23.10	25.80	28.77
4	23.04	22.56	23.95	25.56	27.73
5	23.32	22.86	30.23	25.09	32.92
6	23.76	27.11	24.22	25.17	57.95
7	24.28	31.96	23.78	32.50	30.91
8	32.88	23.18	24.64	25.57	35.00
9	29.21	29.46	27.89	25.93	
10	23.29	23.36	23.93	25.70	
11	23.93	22.84	37.81	26.67	
12	22.98	22.97	24.93	25.96	
13					



EP Sport - A Final

Pos	Car	Form	Name	Member Type	Car Make	Result	Ave	Best
1	2		Jason Elliot	G09A	Tamiya	15 / 338.32	22.55	20.14
2	4	F2	David Chieng	2009	Tamiya	14 / 345.60	24.68	21.39
3	5	F2	Jack Talbot (J)	2009	Xray	13 / 339.57	26.12	21.59
4	1	F1	Jack Warren (J)	2009	Xray	9 / 199.64	22.18	19.51
5	3	F2	Bradley Killick (J)	2009	Xray	2 / 69.13	34.56	27.55

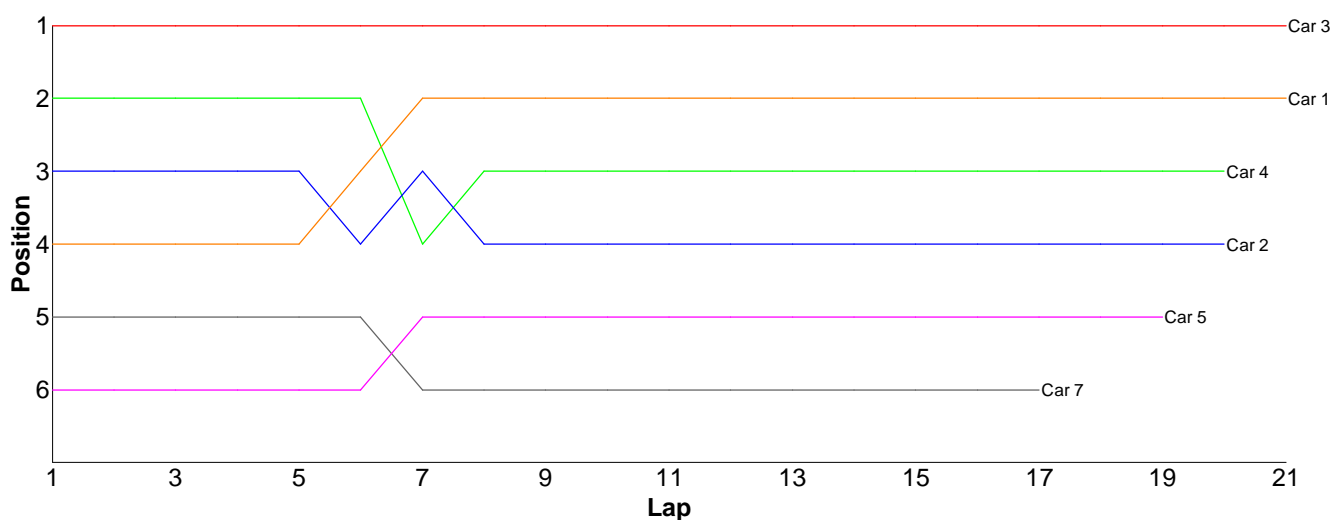
Lap	Car 1	Car 2	Car 3	Car 4	Car 5
1	37.25	32.29	41.58	38.14	35.44
2	20.84	21.19	27.55	23.80	23.17
3	19.75	20.51		29.43	28.92
4	19.51	20.14		21.72	31.20
5	20.24	21.29		21.39	28.73
6	19.68	20.33		24.18	21.59
7	19.61	20.48		21.41	23.48
8	21.02	21.88		22.41	28.74
9	21.74	22.12		25.47	22.05
10		22.14		24.15	22.90
11		21.84		22.32	23.85
12		22.50		22.46	23.56
13		29.65		22.79	25.94
14		20.19		25.93	
15		21.77			
16					



10.5 - A Final

Pos	Car	Form	Name	Member Type	Car Make	Result	Ave	Best
1	3	F1	Sam Martin	2009	Hot Bodies	21 / 328.27	15.63	14.98
2	1	F1	Ori Sohachevsky	2009	Schumacher	21 / 334.51	15.92	14.95
3	4	F2	Neil Hunt	2009	Schumacher	20 / 330.25	16.51	15.57
4	2	F1	Nick Adams	2009	Tamiya	20 / 339.93	16.99	15.07
5	5	F1	Brian Killick	2009	Xray	19 / 331.29	17.43	15.50
6	7	F2	Stephen Mills	2009	Hot Bodies	17 / 328.51	19.32	17.02
7	6	F2	Neil Talbot	2009	Xray	0 / 0.00	0.00	0.00

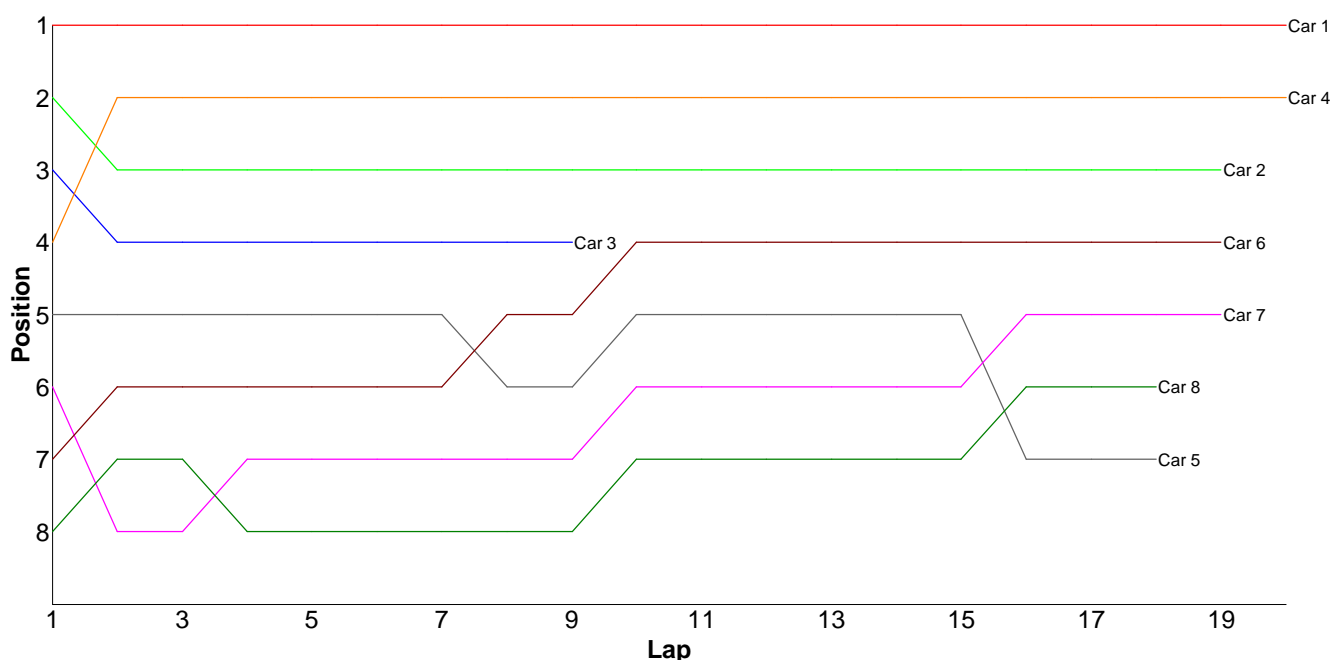
Lap	Car 1	Car 2	Car 3	Car 4	Car 5	Car 6	Car 7
1	28.79	26.44	24.78	25.57	33.87		30.19
2	15.02	15.57	15.28	15.70	22.32		18.20
3	15.71	16.28	15.18	16.74	15.50		17.44
4	15.39	15.71	14.99	15.76	15.56		17.25
5	15.17	15.54	14.99	15.57	16.51		17.99
6	15.25	16.09	14.98	15.68	15.73		17.02
7	16.15	15.86	15.18	17.21	15.87		17.74
8	15.32	19.44	15.05	16.53	15.69		17.29
9	15.15	16.71	15.10	16.19	15.73		19.98
10	15.17	15.17	15.31	15.58	17.03		17.56
11	14.95	22.44	15.10	15.96	15.69		18.04
12	15.24	15.92	15.12	15.97	15.51		17.76
13	15.02	15.63	15.18	15.91	16.02		22.83
14	15.21	15.32	15.10	15.74	16.06		18.58
15	16.23	15.08	15.01	15.82	21.09		18.10
16	15.14	15.07	15.26	16.04	15.90		18.59
17	15.03	21.38	15.55	15.86	15.74		23.95
18	15.15	15.57	15.22	16.96	15.67		
19	15.18	15.30	15.20	15.70	15.80		
20	15.00	15.41	15.31	15.76			
21	15.24		15.38				
22							



GT - A Final

Pos	Car	Form	Name	Member Type	Car Make	Result	Ave	Best
1	1		Jason Butterfield	G09-GT2	BMI	20 / 320.24	16.01	15.21
2	4	F1	Nigel Moss	2009	Calandra	20 / 327.86	16.39	15.46
3	2	F3	Dave Skelton	2009	Associated	19 / 326.72	17.19	16.09
4	6	F2	Gerald Page	2009	Associated	19 / 330.67	17.40	16.14
5	7		Mark Burgess	G09-GT2	Associated	19 / 334.14	17.58	16.11
6	8	F2	Rob Warren	2009	Associated	18 / 323.78	17.98	16.44
7	5	F3	Tim Webb	2009	Associated	18 / 324.19	18.01	16.02
8	3	F3	Jon Wilkins	2009	Associated	9 / 159.36	17.70	15.79

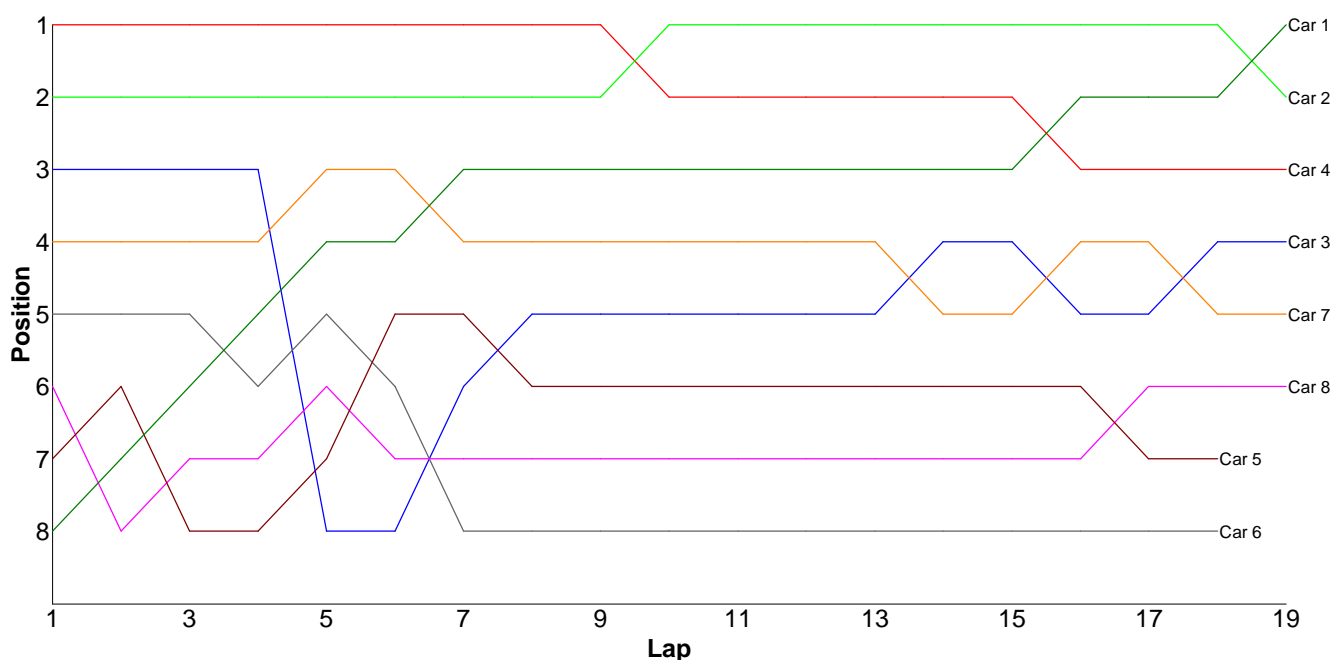
Lap	Car 1	Car 2	Car 3	Car 4	Car 5	Car 6	Car 7	Car 8
1	24.59	25.66	25.78	25.97	26.70	29.59	27.87	30.10
2	15.66	16.68	17.94	15.85	18.03	16.64	19.76	16.94
3	15.54	16.16	16.03	15.46	16.25	16.68	16.34	16.58
4	15.53	16.45	16.17	15.63	16.42	16.38	16.50	21.53
5	15.42	16.09	16.30	15.68	16.43	16.32	16.32	16.46
6	15.71	16.42	15.79	15.53	16.02	16.26	19.50	17.81
7	15.66	17.15	16.75	16.56	16.99	16.23	16.50	17.76
8	15.46	17.44	18.28	15.90	18.30	16.43	16.64	16.85
9	15.34	16.15	16.32	15.87	16.49	16.14	16.23	16.57
10	15.21	16.22		15.90	16.83	16.50	16.42	16.49
11	15.52	16.57		15.95	17.56	16.54	16.20	17.20
12	15.85	16.10		15.64	16.53	16.38	18.53	16.44
13	15.25	16.16		15.86	16.83	16.21	16.25	16.68
14	16.00	16.57		15.92	16.72	16.74	16.11	17.31
15	15.62	16.41		15.87	18.53	17.31	16.15	17.05
16	15.59	16.61		15.74	25.51	16.59	19.84	17.93
17	15.31	16.60		16.12	16.99	20.20	16.46	17.19
18	15.63	19.83		16.45	17.06	17.00	16.30	16.89
19	15.81	17.45		16.06		16.53	16.22	
20	15.54			15.90				
21								



<13.5 / 17.5> - B Final

Pos	Car	Form	Name	Class	Member Type	Car Make	Result	Ave	Best
1	1	F1	Anthony Pedder	13.5	2009	Hot Bodies	19 / 325.97	17.15	15.97
2	2	F1	Ian Cairns	13.5	2009	Schumacher	19 / 326.23	17.17	16.19
3	4	F2	Neil Pilkington	13.5	2009	Hot Bodies	19 / 328.90	17.31	16.41
4	3	F2	Chris Graco	13.5	2009	Xray	19 / 337.63	17.77	16.33
5	7	F1	Scott Hauser	17.5	2009	Xray	19 / 340.13	17.90	16.69
6	8		James Rumble	13.5	2009	Xray	19 / 340.45	17.91	16.61
7	5	F2	Craig Murrell (J)	13.5	2009	Xray	18 / 327.43	18.19	16.44
8	6	F2	Kieran Stokes (J)	13.5	2009	Xray	18 / 338.60	18.81	17.01

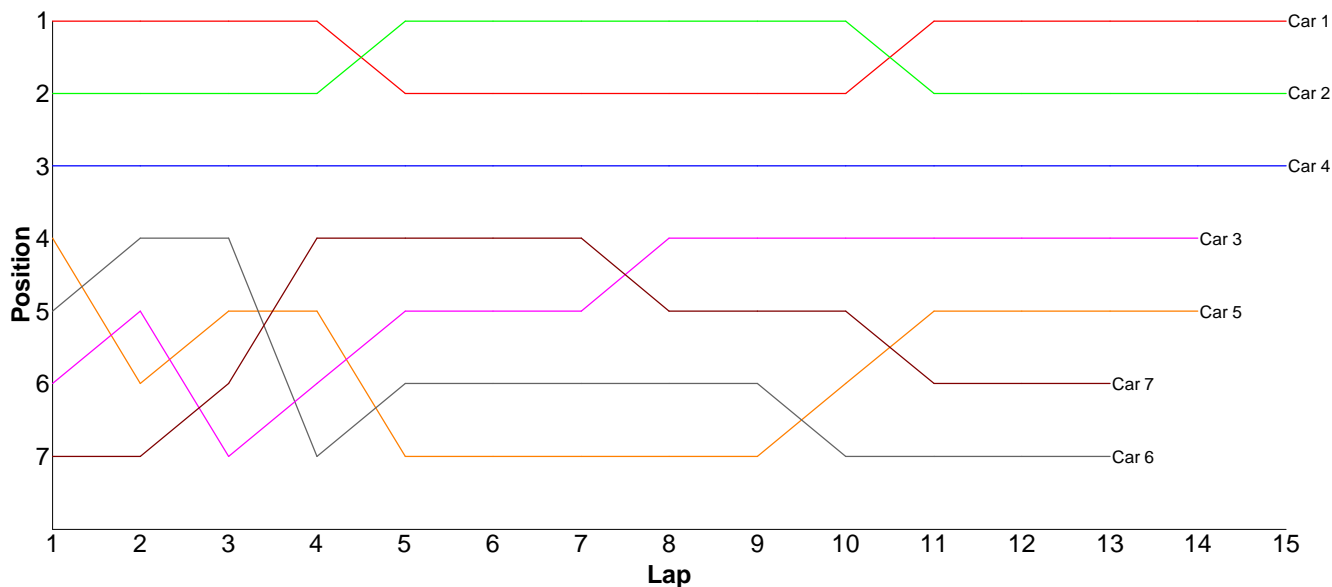
Lap	Car 1	Car 2	Car 3	Car 4	Car 5	Car 6	Car 7	Car 8
1	31.32	26.73	27.44	26.19	30.53	29.02	27.85	29.90
2	16.31	17.11	16.80	17.07	16.44	17.20	16.69	17.77
3	16.02	16.42	16.83	16.51	18.65	17.01	16.83	17.14
4	16.96	16.53	16.80	16.43	16.64	17.42	16.73	16.63
5	16.70	16.47	24.46	16.45	16.89	17.49	18.42	17.57
6	16.46	16.37	16.71	16.41	17.27	19.15	17.19	18.41
7	16.83	16.95	16.33	16.72	17.03	21.39	19.20	20.59
8	16.07	16.19	16.58	16.54	19.93	17.54	17.09	17.23
9	15.97	16.64	16.57	16.76	16.85	17.51	17.44	16.61
10	16.96	16.43	16.80	17.16	17.01	17.33	17.12	16.77
11	16.12	16.53	17.37	16.42	16.52	17.53	17.23	17.08
12	16.09	16.87	16.52	16.97	16.86	18.76	16.94	16.82
13	15.98	16.59	16.65	16.54	16.81	18.36	17.00	16.66
14	16.20	16.77	16.78	17.67	16.95	17.65	17.31	16.70
15	16.88	16.72	16.86	16.85	17.10	22.77	17.11	16.87
16	16.16	16.29	17.72	16.89	16.61	17.41	17.02	16.84
17	16.04	16.57	17.29	16.83	18.73	17.36	17.27	16.77
18	16.43	17.06	16.70	17.59	20.61	17.70	18.26	17.11
19	16.47	16.99	16.42	16.90			17.43	16.98
20								



<Bikes> - A Final

Pos	Car	Form	Name	Member Type	Car Make	Result	Ave	Best
1	1		Simon Lancaster	G09A		15 / 350.10	23.34	20.45
2	2	F2	Chris Groom	2009		15 / 351.67	23.44	21.40
3	4	F2	Matt Tims	2009		15 / 370.64	24.70	22.36
4	3	F2	Steve Leake	2009		14 / 362.28	25.87	21.12
5	5	F2	Dave Tims	2009		14 / 365.85	26.13	22.42
6	7	F2	Scott Adderson	2009		13 / 351.37	27.02	23.64
7	6	F2	Andy Carless	2009		13 / 352.97	27.15	22.42

Lap	Car 1	Car 2	Car 3	Car 4	Car 5	Car 6	Car 7
1	36.09	39.41	45.23	41.43	42.86	43.40	47.47
2	21.01	21.41	22.15	22.91	26.85	22.81	23.89
3	20.85	23.15	33.73	22.72	23.61	22.73	27.26
4	21.22	22.13	24.34	33.09	30.70	44.36	24.89
5	33.01	22.33	23.17	22.36	34.85	22.64	23.68
6	20.62	21.68	22.39	22.40	22.71	22.83	23.64
7	20.45	21.86	24.50	22.70	23.09	22.42	24.09
8	21.28	21.89	22.42	22.73	22.42	22.96	27.90
9	25.39	25.51	22.25	22.37	22.96	23.42	24.30
10	21.70	21.69	22.23	23.09	22.78	31.77	25.16
11	21.35	23.36	21.42	23.83	23.26	23.02	27.72
12	21.16	22.26	21.23	23.17	22.84	22.67	24.15
13	21.56	21.61	36.10	22.54	23.43	27.94	27.22
14	21.71	21.98	21.12	22.83	23.49		
15	22.70	21.40		22.47			
16							



<13.5 / 17.5> - A Final

Pos	Car	Form	Name	Member Type	Car Make	Result	Ave	Best
1	2	F1	Remo Casadei	2009	Schumacher	20 / 328.11	16.40	15.45
2	3	F1	Scott Hauser	2009	Xray	20 / 331.54	16.57	15.31
3	5	F2	Jon Wilkins	2009	Hot Bodies	20 / 337.31	16.86	15.66
4	6	F2	James Davis	2009	Tamiya	20 / 338.37	16.91	16.07
5	8	F1	Kevin Bissell	2009	Hot Bodies	20 / 343.12	17.15	16.21
6	4	F1	Gary Fuller	2009	Schumacher	19 / 331.19	17.43	16.07
7	1	F1	Joe Jenyavanija	2009	Tamiya	4 / 71.49	17.87	15.43
8	7		Garry Noble	G09A	Scythe	2 / 43.87	21.93	16.37

Lap	Car 1	Car 2	Car 3	Car 4	Car 5	Car 6	Car 7	Car 8
1	24.78	24.65	25.56	31.84	26.08	27.27	27.50	29.01
2	15.68	16.50	15.88	16.34	16.23	16.07	16.37	16.30
3	15.60	15.45	16.84	16.37	15.66	16.30		16.22
4	15.43	15.48	17.24	16.07	15.73	16.22		16.35
5		15.47	15.31	16.30	16.48	16.50		16.32
6		15.62	16.26	16.34	15.93	16.20		16.21
7		15.81	15.82	16.20	15.90	16.32		16.46
8		15.90	15.92	16.67	15.98	16.34		16.32
9		15.66	17.66	16.44	16.38	16.45		16.49
10		15.78	15.74	16.29	17.63	16.21		16.36
11		15.76	16.36	16.29	18.15	17.63		16.34
12		15.67	15.76	16.49	16.17	16.34		16.64
13		18.76	15.43	16.35	16.11	16.28		16.66
14		15.92	15.63	16.41	16.14	16.13		16.58
15		15.83	15.52	20.81	16.27	16.35		16.53
16		15.73	16.52	16.77	15.92	16.34		16.45
17		15.95	15.92	16.59	16.08	16.29		16.47
18		15.82	16.31	16.12	16.28	16.45		16.42
19		16.20	15.97	16.50	16.06	16.25		17.37
20		16.15	15.89		18.13	16.43		17.62
21								

