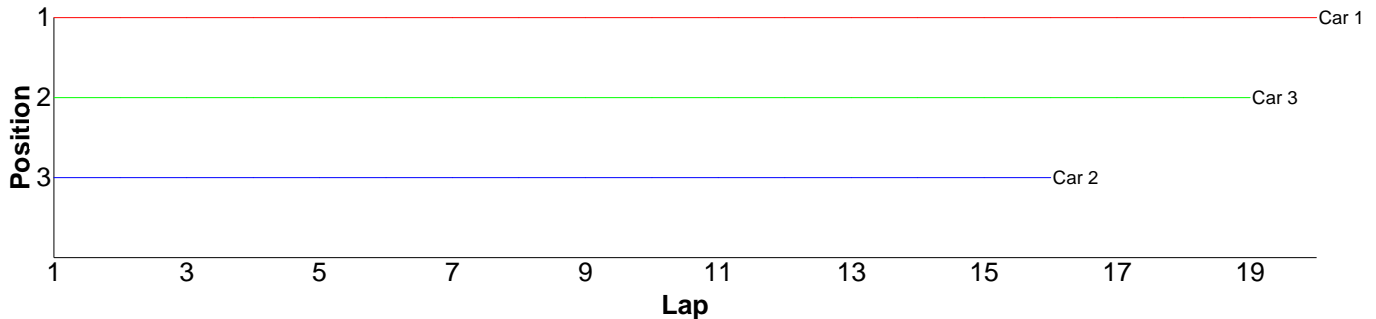


Race Results

Heat 1 - Round 1 (IC Touring)

Pos	Car	Form	Name	Member Type	Car Make	Result	Ave	Best
1	1	F1	John Zottl	2009	Xray	20 / 303.67	15.18	14.71
2	3	F2	Colin Taggart	2009	Xray	19 / 312.77	16.46	15.47
3	2	F1	David Forsythe	2009	Xray	16 / 312.65	19.54	14.92
=4	4	F2	Andrew Mills	2009	Mugen	0 / 0.00	0.00	0.00
=4	5	F2	Mark Fagan	2009	Serpent	0 / 0.00	0.00	0.00
=4	6	F2	Stephen Mills	2009	Xray	0 / 0.00	0.00	0.00

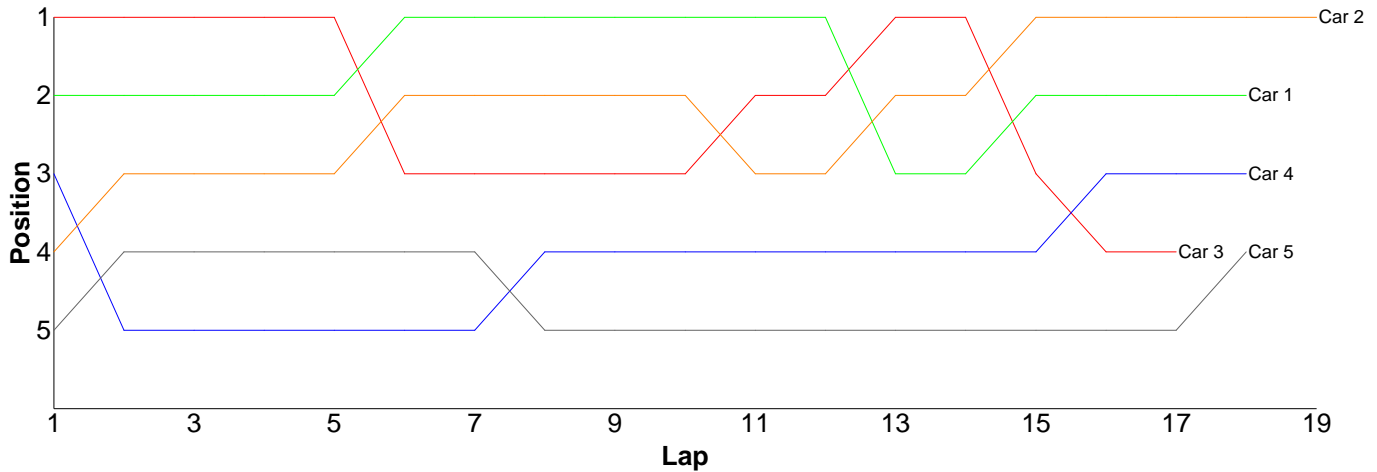
Lap	Car 1	Car 2	Car 3	Car 4	Car 5	Car 6
1	15.60	40.06	16.42			
2	15.37	55.44	15.67			
3	15.58	15.36	16.02			
4	15.10	15.59	18.65			
5	15.25	14.92	15.94			
6	14.87	15.44	15.76			
7	15.19	15.40	16.68			
8	14.89	15.40	15.47			
9	14.89	15.25	16.15			
10	15.10	15.22	20.12			
11	15.57	15.62	15.90			
12	14.96	16.21	16.33			
13	15.42	15.30	16.12			
14	15.14	17.13	16.03			
15	15.08	15.15	16.71			
16	15.19	15.16	16.78			
17	15.09		16.27			
18	14.71		15.68			
19	15.40		16.07			
20	15.27					
21						



Heat 2 - Round 1 (GT)

Pos	Car	Form	Name	Member Type	Car Make	Result	Ave	Best
1	2	F3	Nigel Moss	2009	Calandra	19 / 311.73	16.40	16.05
2	1	F3	Tim Webb	2009	Associated	18 / 303.85	16.88	15.91
3	4	F2	Rob Warren	2009	Associated	18 / 308.19	17.12	15.79
4	5	F3	Dave Skelton	2009	Associated	18 / 314.37	17.46	16.34
5	3	F2	Gerald Page	2009	Associated	17 / 286.60	16.85	15.86

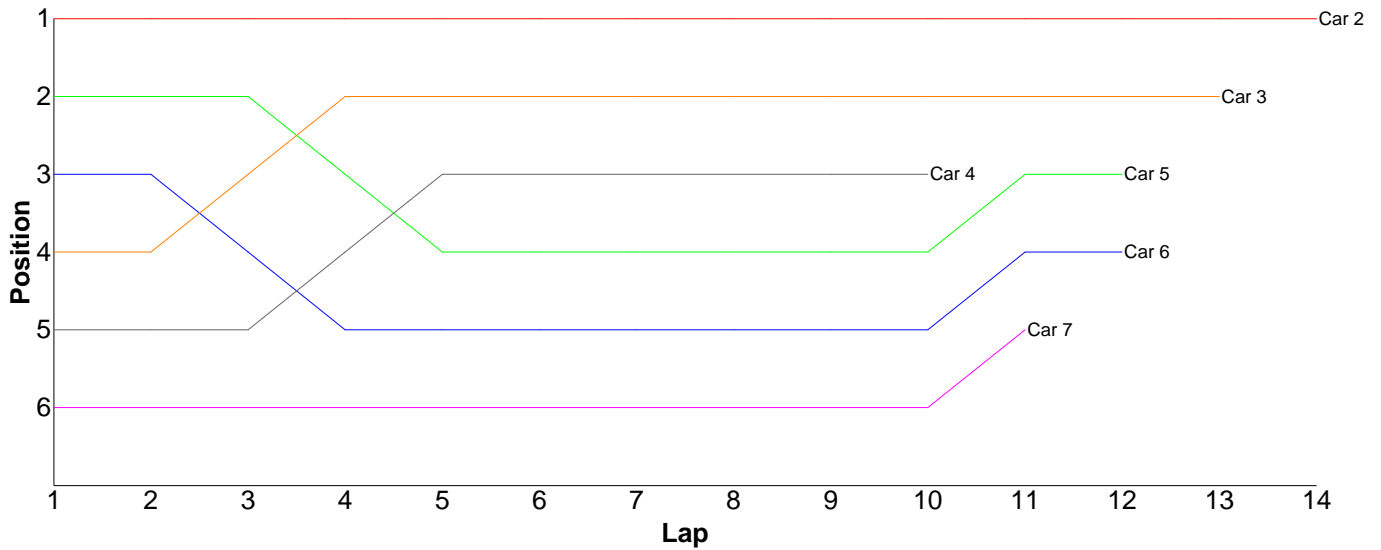
Lap	Car 1	Car 2	Car 3	Car 4	Car 5
1	16.52	16.98	16.24	16.79	18.67
2	16.66	16.57	16.40	23.29	17.75
3	16.33	16.22	16.19	16.12	16.96
4	16.17	16.80	16.40	16.18	16.80
5	16.58	16.58	16.13	15.80	16.64
6	16.56	16.40	18.40	16.85	16.34
7	16.43	16.27	16.38	16.49	16.38
8	15.91	16.25	16.48	16.50	24.93
9	16.41	16.39	16.02	15.98	17.49
10	16.55	16.15	16.10	15.79	17.23
11	16.24	16.16	16.01	16.57	16.95
12	16.31	16.06	15.99	15.97	16.70
13	16.29	16.05	15.86	16.15	16.88
14	16.55	16.20	16.12	15.96	17.93
15	16.18	16.17	22.09	16.46	16.80
16	16.54	16.81	17.85	16.10	16.50
17	16.73	16.48	17.94	16.03	16.61
18	24.89	16.51		25.16	16.81
19		16.68			
20					



Heat 3 - Round 1 (EP Sport)

Pos	Car	Form	Name	Member Type	Car Make	Result	Ave	Best
1	2		Jason Elliot	G09A	Tamiya	14 / 304.36	21.74	20.20
2	3	F2	Matthew Mills (J)	2009	Xray	13 / 304.75	23.44	21.57
3	5	F2	Hannah Carless (J)	2009	Tamiya	12 / 300.47	25.03	22.39
4	6	F2	Jack Talbot (J)	2009	Xray	12 / 317.70	26.47	22.36
5	7	F2	David Chieng	2009	Tamiya	11 / 307.32	27.93	23.10
6	4	F2	Bradley Killick (J)	2009	Xray	10 / 242.95	24.29	21.48
7	1	F1	Jack Warren (J)	2009	Xray	0 / 0.00	0.00	0.00

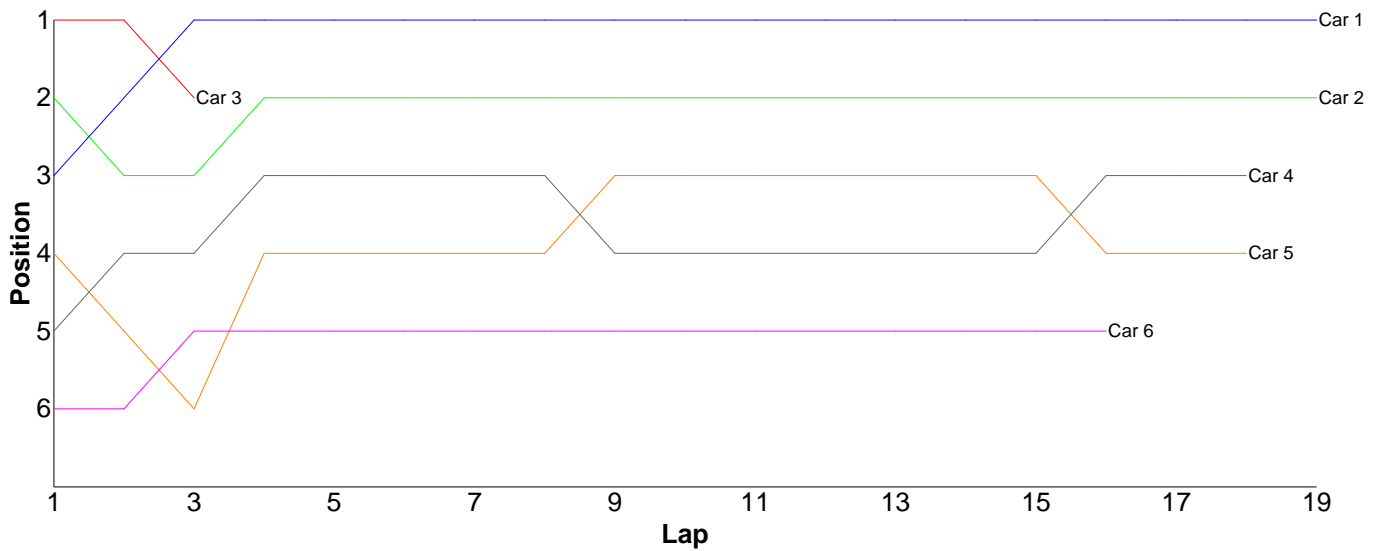
Lap	Car 1	Car 2	Car 3	Car 4	Car 5	Car 6	Car 7
1		21.05	30.06	30.75	23.79	26.05	36.32
2		23.04	22.11	22.38	22.64	22.86	33.23
3		22.67	22.22	23.65	23.81	26.37	23.85
4		21.19	21.57	21.48	25.77	31.15	24.88
5		20.20	22.00	23.95	33.43	25.25	29.19
6		20.51	24.17	23.77	22.39	22.36	27.04
7		21.20	21.87	26.05	22.79	30.08	25.71
8		21.30	23.80	26.13	24.29	28.22	27.17
9		21.64	21.90	21.87	27.54	27.60	28.02
10		21.11	22.99	22.92	23.61	29.17	23.10
11		21.04	25.45		27.56	24.45	28.81
12		25.05	22.50		22.85	24.14	
13		22.34	24.11				
14		22.02					
15							



Heat 4 - Round 1 (<10.5 / 17.5>)

Pos	Car	Form	Name	Class	Member Type	Car Make	Result	Ave
1	1	F1	Nick Adams	10.5	2009	Tamiya	19 / 301.80	15.88
2	2	F1	Brian Killick	10.5	2009	Xray	19 / 304.05	16.00
3	4	F2	Neil Talbot	10.5	2009	Xray	18 / 312.18	17.34
4	5	F1	Scott Hauser	17.5	2009	Xray	18 / 312.44	17.35
5	6	F2	Stephen Mills	10.5	2009	Hot Bodies	16 / 305.60	19.10
6	3		Stuart Barber	10.5	G09A	Tamiya	3 / 47.07	15.69

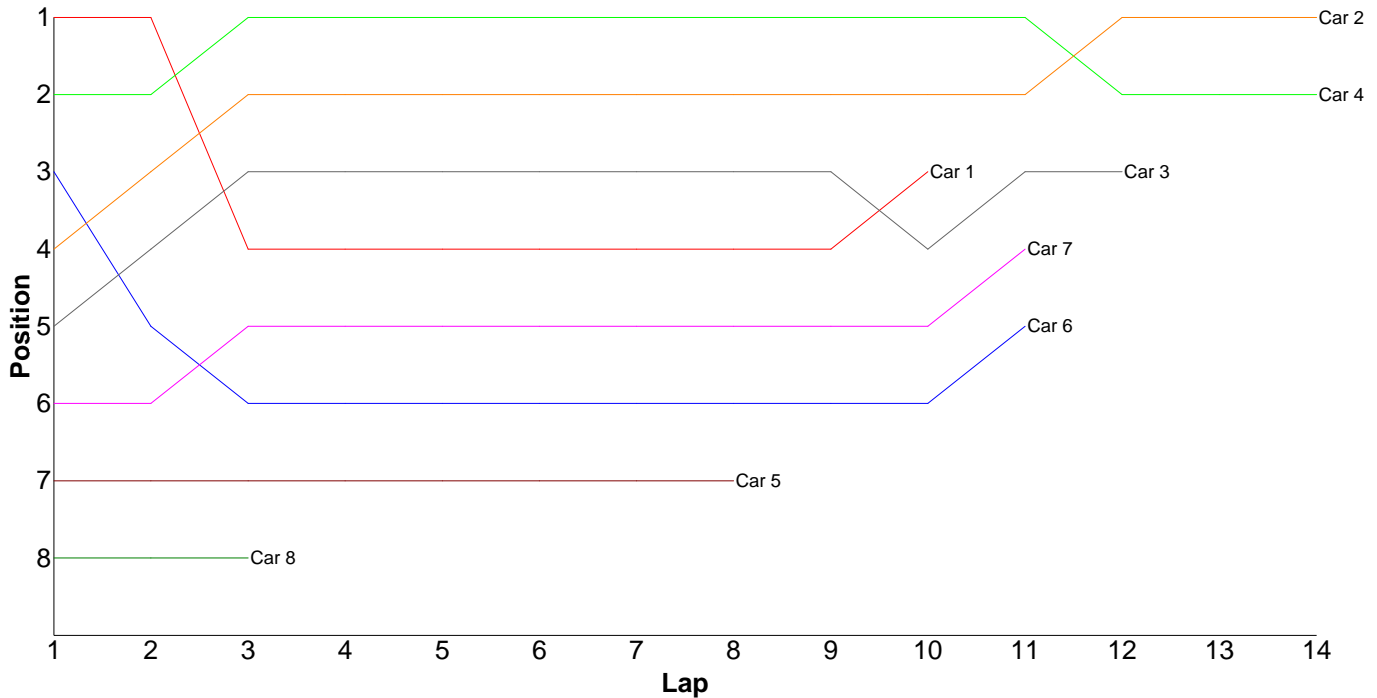
Lap	Car 1	Car 2	Car 3	Car 4	Car 5	Car 6
1	15.85	15.78	15.66	16.67	16.57	17.63
2	15.42	16.71	15.51	16.74	17.96	20.96
3	15.58	18.80	15.90	18.85	22.22	17.87
4	15.55	15.72		17.22	17.24	23.71
5	16.22	15.86		16.82	16.99	26.06
6	15.44	15.49		16.60	16.67	18.07
7	16.46	15.62		16.00	17.11	17.17
8	17.05	16.11		16.20	17.13	18.84
9	16.15	15.53		25.92	17.45	17.66
10	15.71	16.19		17.85	16.77	17.42
11	16.50	15.52		17.00	16.99	16.48
12	16.37	15.62		16.03	17.18	17.45
13	15.66	17.20		18.02	16.80	16.87
14	15.53	15.92		16.46	16.82	16.70
15	15.68	15.56		15.90	17.03	17.24
16	15.55	15.81		15.92	17.37	25.47
17	15.56	15.37		16.07	17.08	
18	15.62	15.58		17.91	17.06	
19	15.90	15.66				
20						



Heat 5 - Round 1 (<Bikes>)

Pos	Car	Form	Name	Class	Member Type	Car Make	Result	Ave
1	2	F2	Chris Groom	Bikes 1/5th	2009		14 / 315.52	22.53
2	4	F2	Andy Carless	Bikes 1/5th	2009		14 / 320.05	22.86
3	3	F2	Steve Leake	Bikes 1/5th	2009		12 / 309.31	25.77
4	7		Peter Wilson	Bikes 1/5th	G09A		11 / 300.33	27.30
5	6	F4	Gerald Page	Bikes 1/8th	2009		11 / 333.72	30.33
6	1		Simon Lancaster	Bikes 1/5th	G09A		10 / 251.79	25.17
7	5		Richard Blissett	Bikes 1/5th	G09A		8 / 324.31	40.53
8	8		Kris Wheeler	Bikes 1/5th	G09A		3 / 274.01	91.33

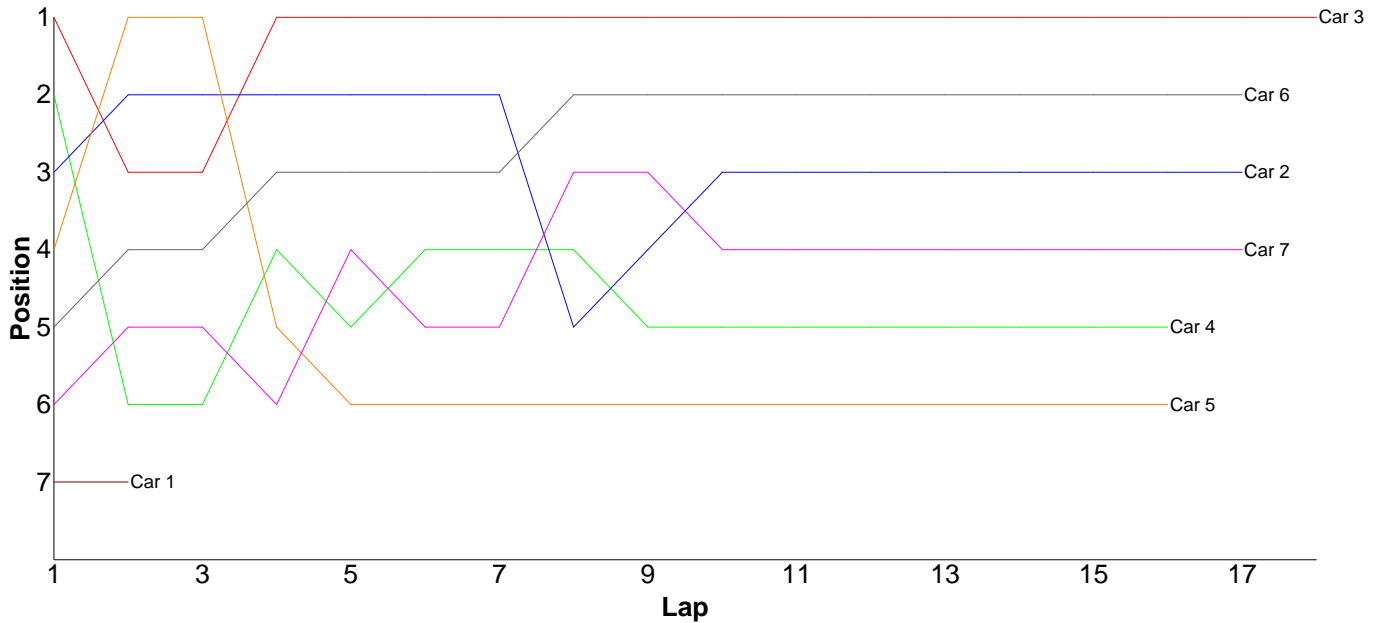
Lap	Car 1	Car 2	Car 3	Car 4	Car 5	Car 6	Car 7	Car 8
1	21.40	25.77	26.37	22.51	114.31	25.64	34.94	189.03
2	21.56	22.18	24.50	23.43	30.91	25.28	24.20	34.31
3	34.79	22.82	22.17	22.59	34.39	38.89	24.84	50.67
4	21.98	21.97	22.28	22.72	26.22	32.08	26.18	
5	22.14	22.20	23.38	22.41	24.99	31.41	25.08	
6	27.67	22.11	28.33	21.70	27.94	24.79	30.78	
7	32.35	21.92	22.03	22.29	35.36	28.27	26.00	
8	27.37	22.57	29.97	21.90	30.19	26.27	29.67	
9	21.27	22.25	22.70	22.43		29.47	23.97	
10	21.26	21.89	30.29	23.11		37.63	24.48	
11		22.34	35.39	22.91		33.99	30.19	
12		21.92	21.90	27.70				
13		23.22		22.13				
14		22.36		22.22				
15								



Heat 6 - Round 1 (13.5)

Pos	Car	Form	Name	Member Type	Car Make	Result	Ave	Best
1	3	F2	Kyle Fuller (J)	2009	Xray	18 / 312.73	17.37	16.41
2	6	F2	Jose Jimemez	2009	Associated	17 / 308.43	18.14	17.18
3	2	F2	Craig Murrell (J)	2009	Xray	17 / 311.45	18.32	16.75
4	7	F2	Mick Barnes	2009	Xray	17 / 320.70	18.86	17.05
5	4	F2	Scott Stokes	2009	Xray	16 / 301.21	18.82	17.13
6	5	F2	Robin Francis	2009	Hot Bodies	16 / 314.59	19.66	17.06
7	1	F2	Kieran Stokes (J)	2009	Xray	2 / 303.06	151.53	17.08

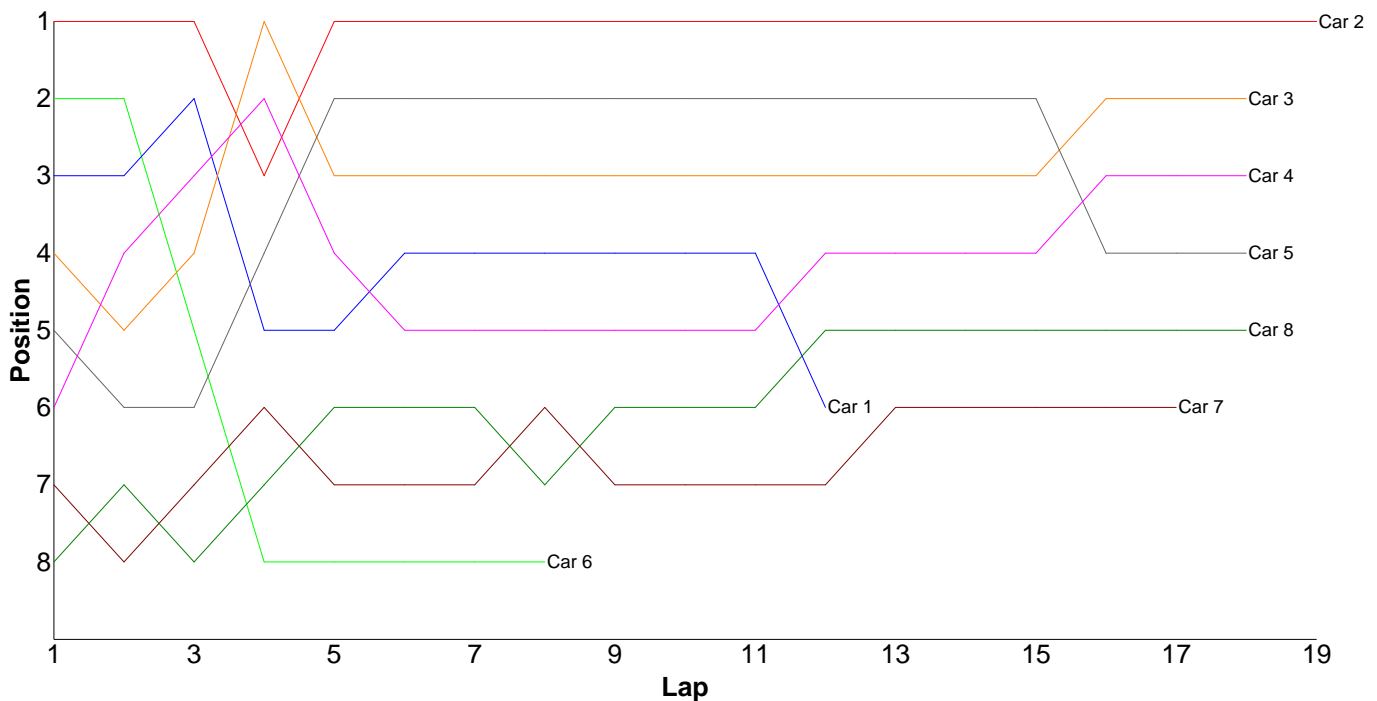
Lap	Car 1	Car 2	Car 3	Car 4	Car 5	Car 6	Car 7
1	285.98	17.67	16.41	17.50	17.96	19.04	19.65
2	17.08	18.31	20.02	25.30	17.18	18.94	21.11
3		17.29	17.18	17.98	18.12	18.01	17.29
4		18.42	16.96	17.13	24.68	18.04	19.98
5		19.61	19.33	17.29	18.43	17.47	17.05
6		17.10	17.37	17.24	24.98	17.70	17.49
7		17.54	17.09	17.21	19.14	17.66	18.50
8		25.78	17.13	20.88	17.06	20.09	18.46
9		17.21	17.35	22.98	21.22	19.26	18.99
10		16.75	17.19	17.85	18.99	18.37	18.46
11		17.36	17.17	19.07	17.99	17.54	17.56
12		17.49	17.00	18.98	17.98	18.01	17.80
13		17.29	17.17	18.66	24.33	17.64	19.67
14		18.40	16.87	18.15	19.70	17.84	19.28
15		17.53	16.92	17.26	17.82	17.96	18.43
16		20.25	17.31	17.73	19.01	17.68	17.86
17		17.45	16.89			17.18	23.12
18			17.37				
19							



Heat 7 - Round 1 (13.5)

Pos	Car	Form	Name	Member Type	Car Make	Result	Ave	Best
1	3	F1	Gary Fuller	2009	Schumacher	18 / 301.34	16.74	15.95
2	4	F2	Trevor Scrase	2009	Xray	18 / 304.48	16.91	16.06
3	5	F1	Ian Cairns	2009	Schumacher	18 / 309.77	17.20	16.10
4	8	F2	Neil Pilkington	2009	Hot Bodies	18 / 315.99	17.55	16.80
5	7	F1	Kevin Bissell	2009	Hot Bodies	17 / 310.03	18.23	16.88
6	1	F1	Scott Hauser	2009	Xray	12 / 210.47	17.53	15.85
7	6	F2	James Davis	2009	Tamiya	8 / 149.96	18.74	15.89
8	2	F1	Jamie Gill	2009	Yokomo	0 / 0.00	0.00	15.47

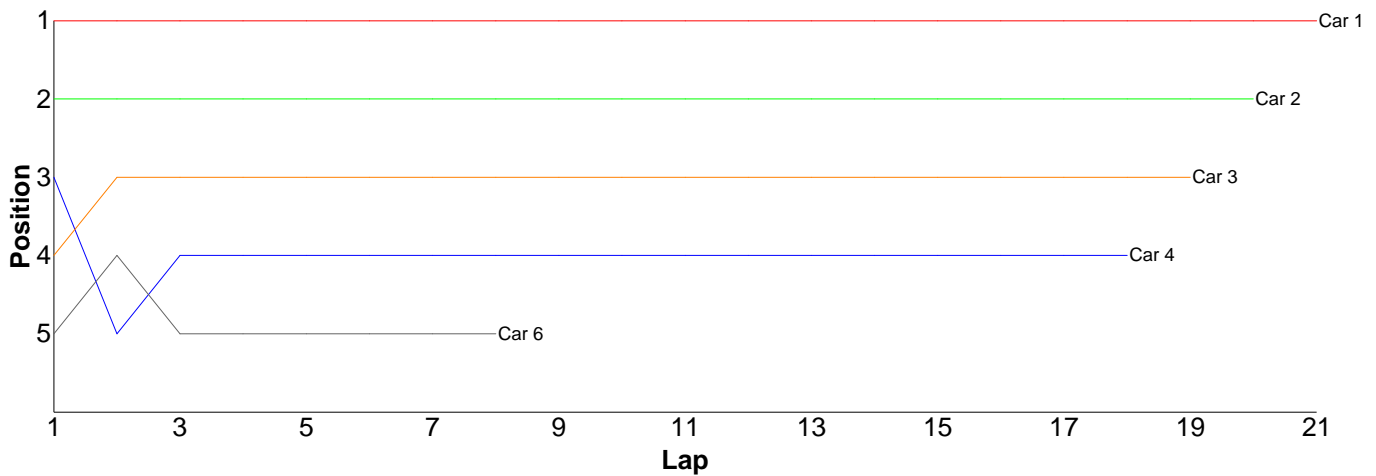
Lap	Car 1	Car 2	Car 3	Car 4	Car 5	Car 6	Car 7	Car 8
1	16.16	15.65	16.64	16.74	16.73	16.08	16.88	17.32
2	15.85	15.83	16.49	16.34	17.32	15.89	18.85	17.62
3	15.99	15.96	16.16	16.08	17.02	17.34	17.16	18.23
4	22.04	18.33	15.95	16.27	16.94	23.30	17.75	18.13
5	16.09	15.63	19.82	19.69	16.27	17.49	18.07	17.03
6	16.52	15.47	16.59	17.70	16.72	23.88	16.88	17.06
7	15.89	16.32	16.67	16.26	16.27	17.73	17.91	16.84
8	16.62	15.95	16.24	16.19	16.10	18.25	17.28	18.73
9	16.36	18.17	16.28	19.16	16.38		23.53	17.12
10	17.32	16.00	16.26	17.97	16.33		17.31	17.29
11	17.94	15.78	17.18	16.63	16.40		17.13	16.92
12	23.69	16.15	17.01	16.73	17.03		18.79	16.80
13		16.18	16.34	16.33	16.49		18.02	17.12
14		19.40	16.57	16.50	16.57		19.84	18.23
15		16.65	16.48	16.06	16.49		17.11	19.12
16		15.93	17.69	16.53	23.51		17.02	17.34
17		15.59	16.43	16.76	20.69		20.50	17.36
18		16.29	16.54	16.54	16.51			17.73
19		16.08						
20								



Heat 1 - Round 2 (IC Touring)

Pos	Car	Form	Name	Member Type	Car Make	Result	Ave	Best
1	1	F1	John Zottl	2009	Xray	21 / 308.50	14.69	14.32
2	2	F1	David Forsythe	2009	Xray	20 / 314.14	15.70	14.58
3	3	F2	Colin Taggart	2009	Xray	19 / 315.27	16.59	15.42
4	4	F2	Andrew Mills	2009	Mugen	18 / 307.75	17.09	15.55
5	6	F2	Stephen Mills	2009	Xray	8 / 147.77	18.47	17.12
6	5	F2	Mark Fagan	2009	Serpent	0 / 0.00	0.00	0.00

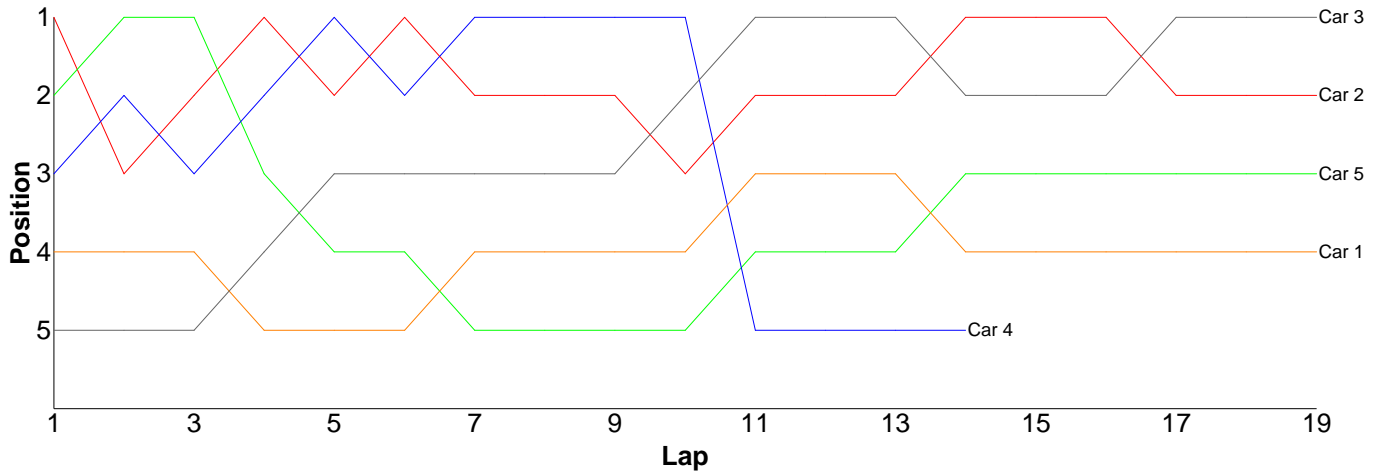
Lap	Car 1	Car 2	Car 3	Car 4	Car 5	Car 6
1	14.94	15.17	16.61	16.54		19.38
2	14.99	15.88	16.55	21.25		18.35
3	15.02	15.67	16.57	16.83		19.43
4	14.59	15.40	16.06	17.68		19.27
5	14.93	15.07	16.76	16.61		18.62
6	14.57	15.16	15.60	17.76		17.83
7	14.81	15.19	15.98	16.48		17.12
8	14.72	15.28	18.28	16.39		17.77
9	14.60	15.74	16.90	18.10		
10	14.48	15.13	16.51	15.79		
11	14.65	15.47	16.54	18.39		
12	14.46	15.59	15.59	16.30		
13	14.43	14.85	15.43	15.55		
14	14.32	15.07	16.59	15.58		
15	14.40	20.94	15.42	16.67		
16	14.83	15.53	15.65	17.05		
17	14.39	14.71	21.41	17.07		
18	14.75	15.08	16.19	17.71		
19	14.85	18.63	16.63			
20	14.92	14.58				
21	14.85					
22						



Heat 2 - Round 2 (GT)

Pos	Car	Form	Name	Member Type	Car Make	Result	Ave	Best
1	3	F2	Gerald Page	2009	Associated	19 / 307.39	16.17	15.71
2	2	F3	Nigel Moss	2009	Calandra	19 / 308.77	16.25	15.99
3	5	F3	Dave Skelton	2009	Associated	19 / 313.64	16.50	16.01
4	1	F3	Tim Webb	2009	Associated	19 / 315.43	16.60	15.95
5	4	F2	Rob Warren	2009	Associated	14 / 308.04	22.00	15.94

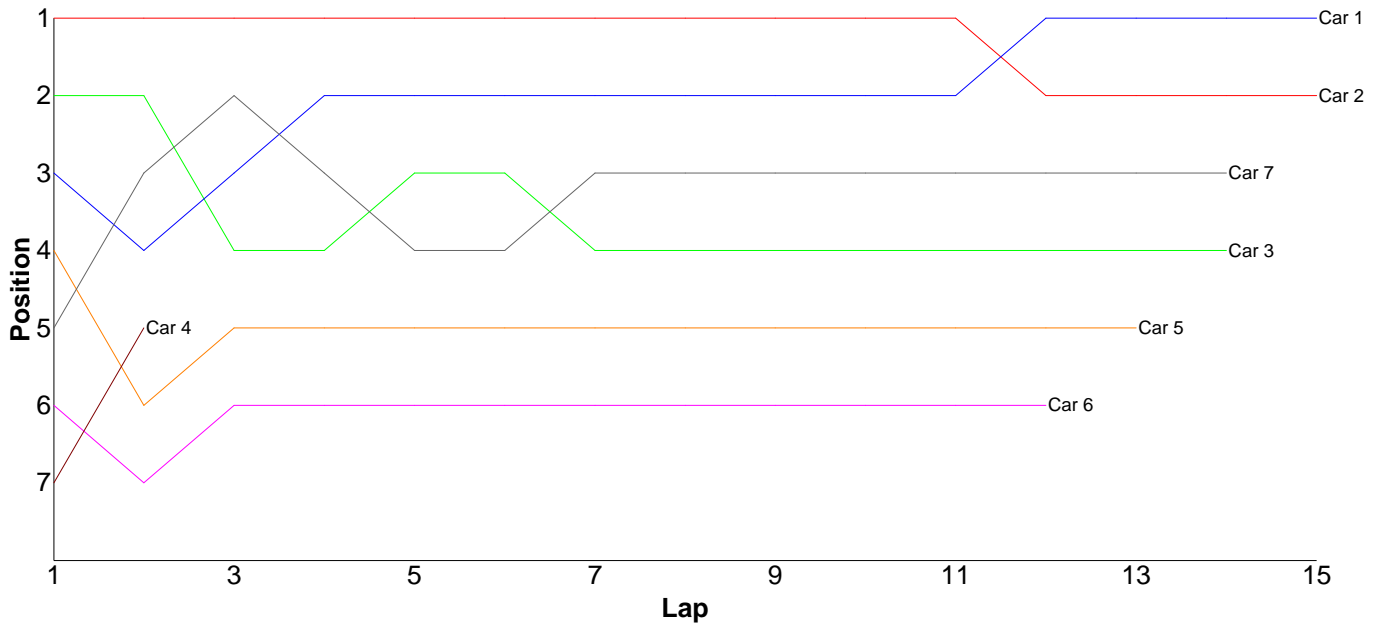
Lap	Car 1	Car 2	Car 3	Car 4	Car 5
1	17.09	16.28	17.34	16.56	16.45
2	16.55	16.94	16.80	16.42	16.52
3	16.43	16.11	16.23	16.36	16.33
4	16.21	16.11	15.78	16.14	16.28
5	15.95	16.24	15.87	16.11	16.52
6	16.25	16.01	15.98	16.11	16.23
7	15.99	16.30	16.24	16.09	16.50
8	16.24	16.26	16.18	16.15	17.81
9	17.15	15.99	16.02	16.02	17.20
10	16.30	16.21	15.71	15.94	16.33
11	16.64	16.20	15.91	97.24	16.29
12	16.17	16.05	15.80	16.44	16.65
13	16.39	16.30	15.93	16.30	16.01
14	19.71	16.38	18.08	16.16	16.15
15	16.45	16.21	16.09		16.80
16	16.41	16.25	15.91		16.51
17	16.17	16.40	15.85		16.49
18	16.77	16.30	15.83		16.28
19	16.56	16.23	15.84		16.29
20					



Heat 3 - Round 2 (EP Sport)

Pos	Car	Form	Name	Member Type	Car Make	Result	Ave	Best
1	1	F1	Jack Warren (J)	2009	Xray	15 / 316.88	21.12	19.94
2	2		Jason Elliot	G09A	Tamiya	15 / 319.70	21.31	20.65
3	7	F2	David Chieng	2009	Tamiya	14 / 312.11	22.29	20.03
4	3	F2	Matthew Mills (J)	2009	Xray	14 / 321.22	22.94	21.28
5	5	F2	Hannah Carless (J)	2009	Tamiya	13 / 322.96	24.84	21.21
6	6	F2	Jack Talbot (J)	2009	Xray	12 / 312.12	26.01	22.36
7	4	F2	Bradley Killick (J)	2009	Xray	2 / 53.04	26.52	24.97

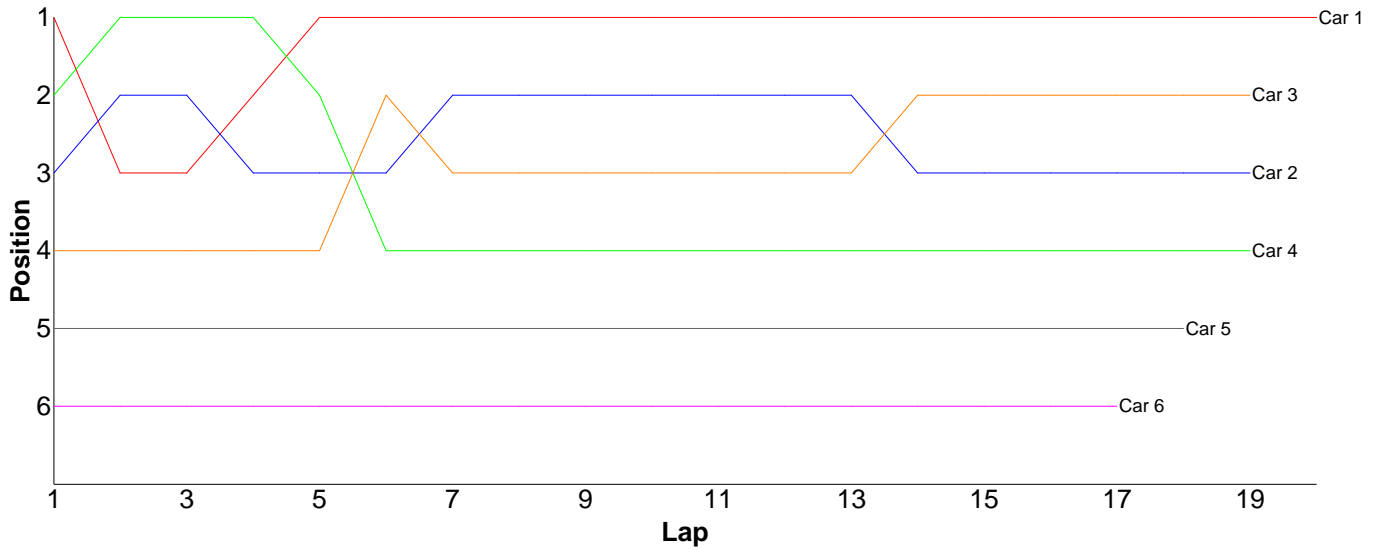
Lap	Car 1	Car 2	Car 3	Car 4	Car 5	Car 6	Car 7
1	21.99	20.70	21.35	28.07	24.12	27.04	25.20
2	27.55	20.96	25.67	24.97	29.24	28.94	23.10
3	21.36	22.00	24.33		24.08	24.47	22.56
4	19.94	21.18	21.90		22.63	23.81	21.54
5	20.38	21.36	21.39		22.02	22.36	22.95
6	20.75	20.65	22.12		22.98	24.11	21.49
7	20.11	22.31	21.88		22.42	25.17	21.07
8	21.19	21.83	26.38		21.47	31.61	22.10
9	20.98	21.26	21.28		21.21	23.15	21.69
10	20.90	21.16	21.52		25.93	24.09	20.03
11	20.40	21.40	22.77		28.06	30.05	21.51
12	20.23	22.31	21.38		33.93	27.32	20.84
13	20.55	21.07	21.40		24.87		21.80
14	20.03	20.73	27.85				26.23
15	20.52	20.78					
16							



Heat 4 - Round 2 (<10.5 / 17.5>)

Pos	Car	Form	Name	Class	Member Type	Car Make	Result	Ave
1	1	F1	Nick Adams	10.5	2009	Tamiya	20 / 314.41	15.72
2	3		Stuart Barber	10.5	G09A	Tamiya	19 / 302.78	15.93
3	2	F1	Brian Killick	10.5	2009	Xray	19 / 303.59	15.97
4	4	F2	Neil Talbot	10.5	2009	Xray	19 / 321.39	16.91
5	5	F1	Scott Hauser	17.5	2009	Xray	18 / 311.28	17.29
6	6	F2	Stephen Mills	10.5	2009	Hot Bodies	17 / 313.69	18.45

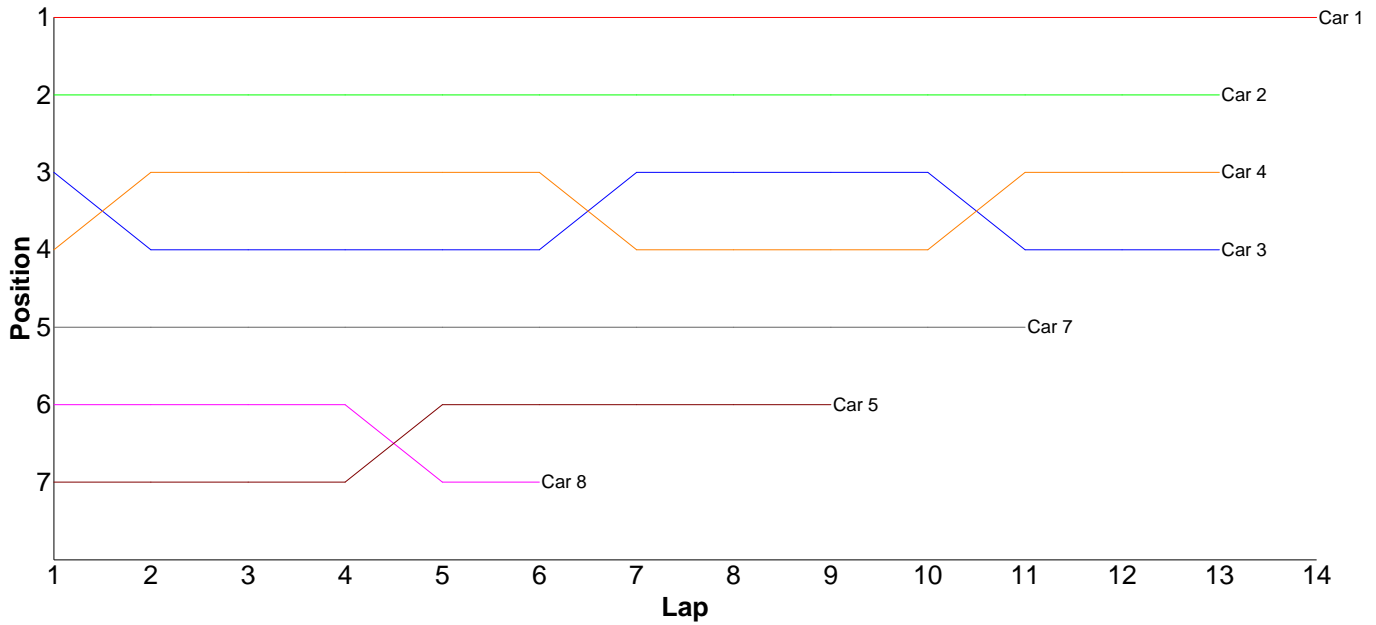
Lap	Car 1	Car 2	Car 3	Car 4	Car 5	Car 6
1	15.54	15.94	16.96	15.56	16.99	18.31
2	17.14	16.44	16.00	15.59	16.70	17.73
3	15.61	15.79	15.55	15.99	16.66	17.28
4	15.36	15.78	15.72	16.04	16.51	25.94
5	15.32	16.13	16.61	15.93	17.85	18.05
6	15.38	16.97	15.69	19.07	17.04	17.69
7	15.59	15.43	16.69	16.22	16.82	17.04
8	15.81	15.50	15.93	16.88	16.78	17.24
9	15.39	15.72	16.31	20.18	16.82	17.64
10	15.56	15.74	15.78	15.76	17.10	22.97
11	15.51	15.40	15.60	16.28	17.70	17.06
12	16.64	15.43	15.35	19.04	16.97	17.04
13	15.56	16.39	15.73	16.68	19.86	17.41
14	15.46	17.60	15.83	16.12	17.88	17.08
15	15.31	15.82	16.16	15.96	16.89	20.55
16	16.88	15.99	15.84	15.50	17.93	17.46
17	15.76	15.93	15.58	15.85	17.29	17.20
18	15.50	15.74	15.65	16.16	17.49	
19	15.67	15.85	15.80	22.58		
20	15.42					
21						



Heat 5 - Round 2 (<Bikes>)

Pos	Car	Form	Name	Class	Member Type	Car Make	Result	Ave
1	1		Simon Lancaster	Bikes 1/5th	G09A		14 / 307.73	21.98
2	2	F2	Chris Groom	Bikes 1/5th	2009		13 / 300.31	23.10
3	4	F2	Andy Carless	Bikes 1/5th	2009		13 / 314.71	24.20
4	3	F2	Steve Leake	Bikes 1/5th	2009		13 / 317.05	24.38
5	7		Peter Wilson	Bikes 1/5th	G09A		11 / 310.67	28.24
6	5		Richard Blissett	Bikes 1/5th	G09A		9 / 301.89	33.54
7	8		Kris Wheeler	Bikes 1/5th	G09A		6 / 224.34	37.39
8	6	F4	Gerald Page	Bikes 1/8th	2009		0 / 0.00	0.00

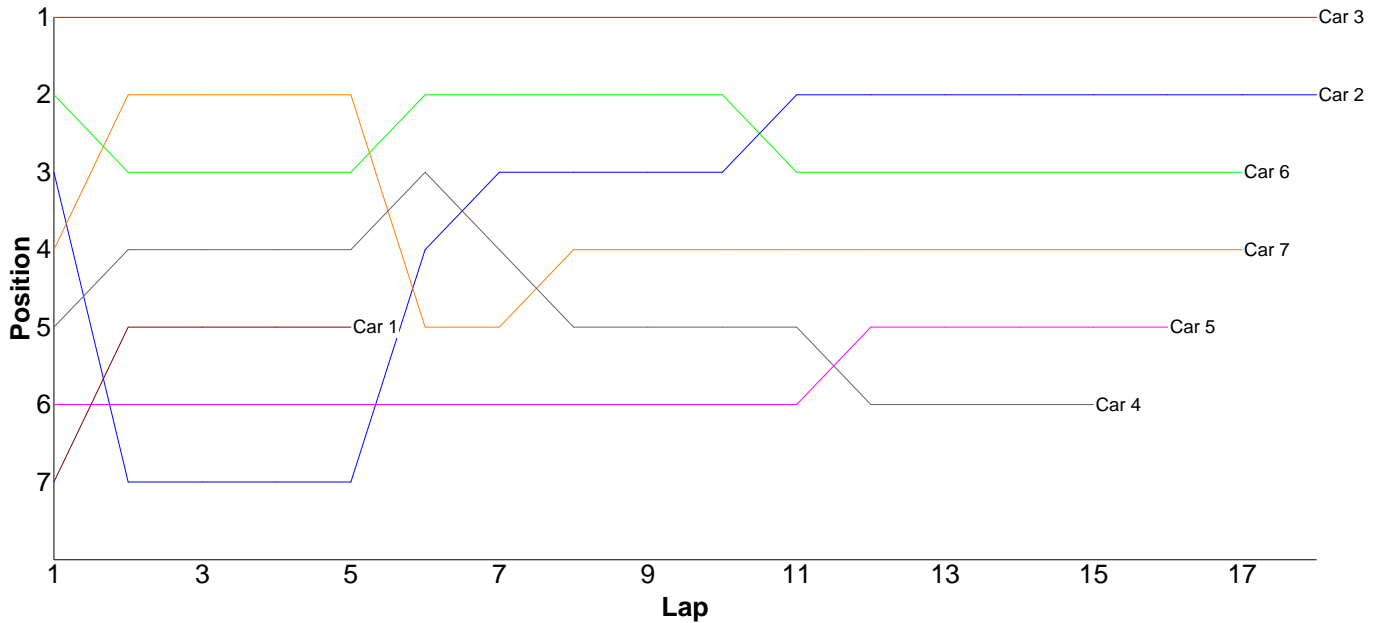
Lap	Car 1	Car 2	Car 3	Car 4	Car 5	Car 6	Car 7	Car 8
1	21.71	22.37	23.14	25.09	71.54		25.15	34.89
2	21.10	21.96	24.98	21.67	22.89		34.22	33.53
3	20.83	21.83	22.14	22.20	28.38		25.33	33.42
4	22.93	22.34	23.42	22.69	25.31		23.87	33.40
5	21.24	22.29	26.91	22.31	25.98		32.36	50.02
6	21.60	22.80	22.78	27.60	44.85		36.90	39.08
7	21.32	21.89	23.38	39.65	29.43		24.58	
8	26.57	31.35	22.60	22.42	28.81		29.14	
9	21.34	23.13	23.57	22.06	24.70		25.15	
10	21.60	23.52	23.24	22.50			24.11	
11	21.27	22.84	35.78	22.46			29.86	
12	21.79	21.62	22.90	22.59				
13	22.91	22.37	22.21	21.47				
14	21.52							
15								



Heat 6 - Round 2 (13.5)

Pos	Car	Form	Name	Member Type	Car Make	Result	Ave	Best
1	3	F2	Kyle Fuller (J)	2009	Xray	18 / 312.00	17.33	16.70
2	2	F2	Craig Murrell (J)	2009	Xray	18 / 323.46	17.97	16.42
3	6	F2	Jose Jimemez	2009	Associated	17 / 308.28	18.13	17.17
4	7	F2	Mick Barnes	2009	Xray	17 / 308.51	18.14	16.92
5	5	F2	Robin Francis	2009	Hot Bodies	16 / 314.61	19.66	17.46
6	4	F2	Scott Stokes	2009	Xray	15 / 305.14	20.34	16.96
7	1	F2	Kieran Stokes (J)	2009	Xray	5 / 92.62	18.52	17.46

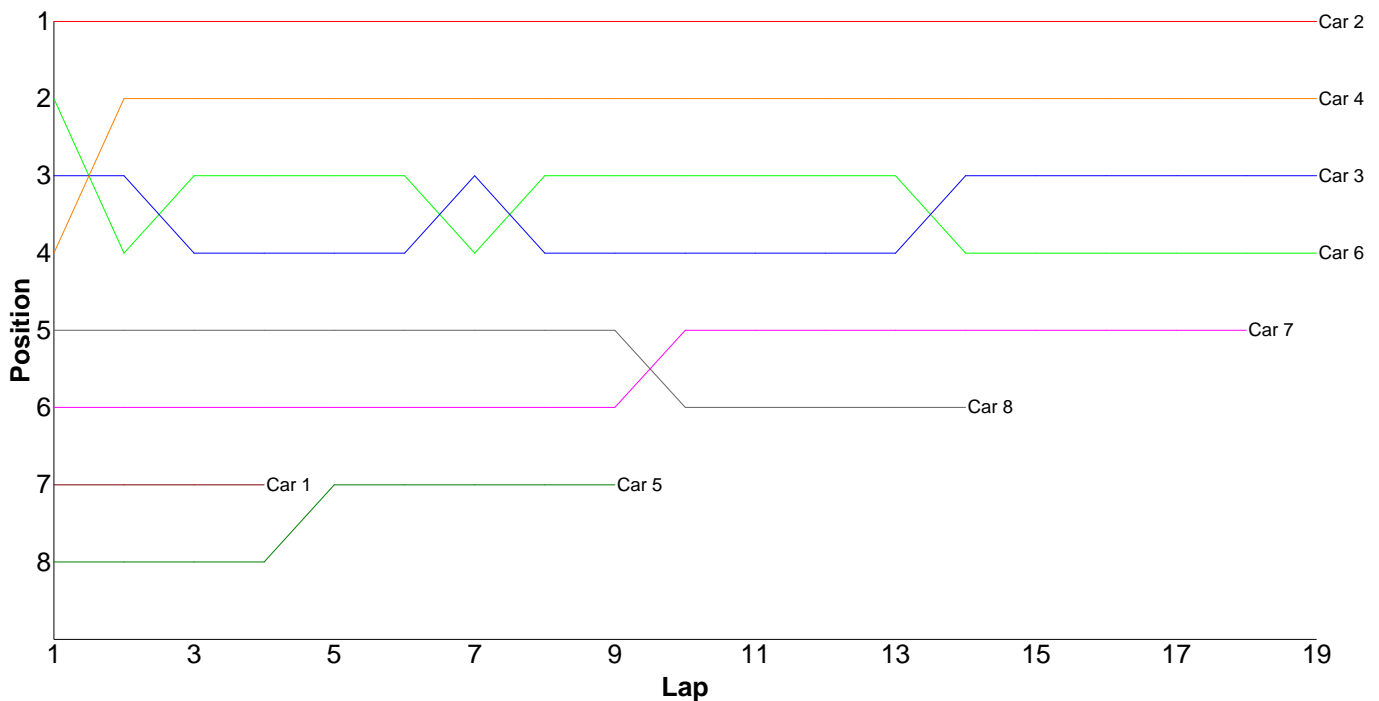
Lap	Car 1	Car 2	Car 3	Car 4	Car 5	Car 6	Car 7
1	19.59	17.53	16.97	18.01	19.57	17.17	17.63
2	19.02	25.71	17.15	18.66	20.77	19.32	17.90
3	17.46	17.56	16.83	19.30	18.94	17.33	17.42
4	18.12	17.34	16.81	16.96	17.51	17.85	17.03
5	18.43	16.42	16.70	18.03	17.69	17.94	18.17
6		16.91	16.90	20.27	17.46	18.10	23.75
7		17.10	16.81	17.48	22.98	17.99	17.87
8		16.87	19.87	22.07	18.96	17.67	16.92
9		16.81	20.28	18.68	17.69	17.39	19.44
10		17.12	17.78	17.52	17.54	17.75	17.98
11		16.98	17.13	18.17	18.01	18.71	17.41
12		17.38	16.83	28.17	17.87	18.53	17.65
13		16.61	16.87	22.40	19.73	18.28	17.44
14		17.19	16.92	31.20	19.37	18.63	18.26
15		16.90	17.21	18.22	29.77	18.16	17.62
16		17.00	17.05		20.75	18.66	18.07
17		17.34	17.00			18.80	17.95
18		24.69	16.89				
19							



Heat 7 - Round 2 (13.5)

Pos	Car	Form	Name	Member Type	Car Make	Result	Ave	Best
1	2	F1	Jamie Gill	2009	Yokomo	19 / 305.67	16.08	15.67
2	4	F2	Trevor Scrase	2009	Xray	19 / 310.40	16.33	15.87
3	3	F1	Gary Fuller	2009	Schumacher	19 / 311.89	16.41	16.06
4	6	F2	James Davis	2009	Tamiya	19 / 314.91	16.57	15.81
5	7	F1	Kevin Bissell	2009	Hot Bodies	18 / 303.60	16.86	16.17
6	8	F2	Neil Pilkington	2009	Hot Bodies	14 / 236.37	16.88	16.26
7	5	F1	Ian Cairns	2009	Schumacher	9 / 306.63	34.07	16.04
8	1	F1	Scott Hauser	2009	Xray	4 / 82.56	20.64	16.28

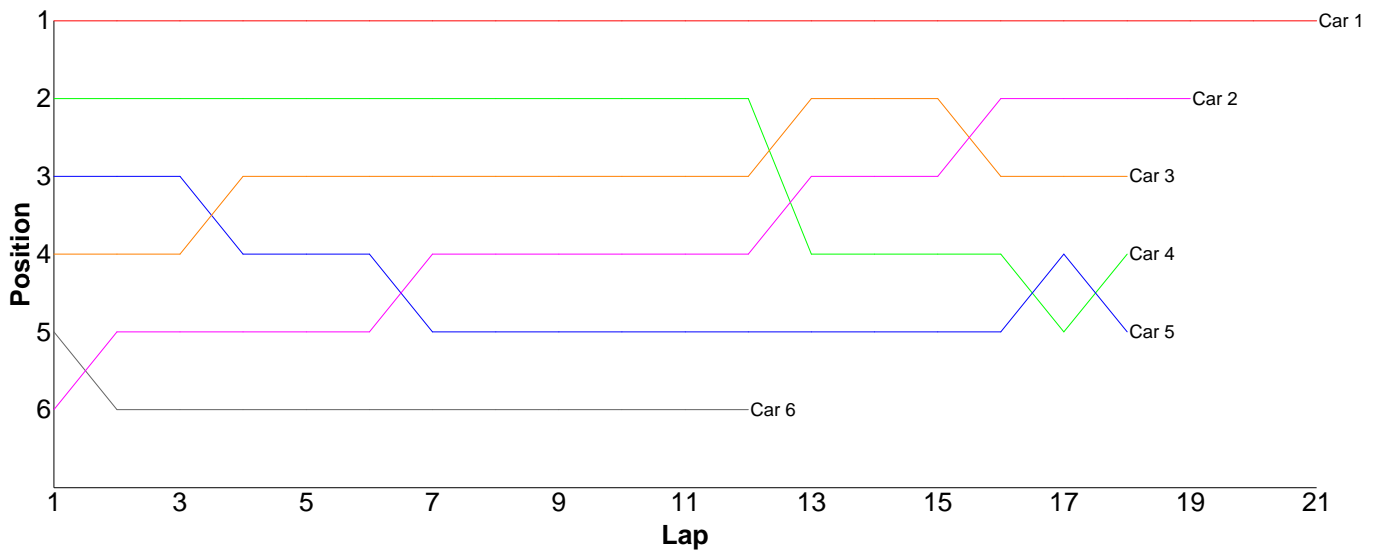
Lap	Car 1	Car 2	Car 3	Car 4	Car 5	Car 6	Car 7	Car 8
1	23.69	15.68	16.56	16.79	28.77	16.06	17.95	17.38
2	24.48	16.07	16.23	15.87	160.94	16.91	18.13	16.26
3	16.28	15.67	16.71	15.90	16.30	16.02	16.81	17.41
4	18.11	15.76	16.72	16.09	16.20	15.81	17.50	16.88
5		15.98	16.06	16.19	16.48	16.22	16.78	17.17
6		15.82	16.20	16.25	16.56	16.19	16.61	16.50
7		16.04	16.06	15.99	18.04	17.65	16.19	16.30
8		16.23	16.80	16.77	17.30	16.25	16.19	16.26
9		15.88	16.43	16.55	16.04	16.33	16.17	16.45
10		15.88	16.32	16.71		16.49	16.40	18.67
11		16.03	16.30	16.44		16.33	16.63	16.27
12		16.03	16.64	16.30		16.39	16.64	17.18
13		15.77	16.19	16.01		16.38	17.10	17.06
14		17.98	16.22	16.35		16.86	16.45	16.58
15		16.26	16.36	16.33		16.48	16.87	
16		16.01	16.65	16.27		18.24	18.17	
17		16.36	16.63	16.43		17.20	16.78	
18		16.16	16.29	16.54		16.50	16.23	
19		16.06	16.52	16.62		16.60		
20								



Heat 1 - Round 3 (IC Touring)

Pos	Car	Form	Name	Member Type	Car Make	Result	Ave	Best
1	1	F1	John Zottl	2009	Xray	21 / 305.44	14.54	14.21
2	2	F1	David Forsythe	2009	Xray	19 / 309.02	16.26	14.58
3	3	F2	Colin Taggart	2009	Xray	18 / 300.45	16.69	15.35
4	4	F2	Andrew Mills	2009	Mugen	18 / 307.91	17.10	15.27
5	5	F2	Mark Fagan	2009	Serpent	18 / 310.10	17.22	15.51
6	6	F2	Stephen Mills	2009	Xray	12 / 239.99	19.99	17.04

Lap	Car 1	Car 2	Car 3	Car 4	Car 5	Car 6
1	14.64	37.09	23.09	16.82	19.50	36.89
2	14.22	16.11	16.27	15.92	19.11	17.67
3	14.79	14.76	15.52	15.72	15.77	19.50
4	15.34	14.58	15.59	15.91	24.13	17.04
5	14.44	15.21	15.96	15.27	15.88	17.19
6	14.38	15.05	15.90	16.71	15.98	17.42
7	14.33	15.31	16.42	15.29	18.06	18.61
8	14.61	15.28	15.36	15.97	16.46	19.93
9	14.89	15.39	15.47	16.19	15.86	17.51
10	14.51	15.29	15.52	16.39	15.87	18.83
11	14.36	14.60	15.71	16.14	15.51	20.04
12	14.28	15.05	16.65	19.81	16.05	19.36
13	14.21	15.23	15.35	23.87	17.15	
14	14.82	15.06	15.69	16.18	16.26	
15	14.46	14.85	15.84	16.21	15.92	
16	14.34	14.82	21.90	15.89	18.15	
17	14.71	15.33	17.12	24.20	15.92	
18	14.82	15.27	17.09	15.42	18.52	
19	14.35	14.74				
20	14.34					
21	14.60					
22						

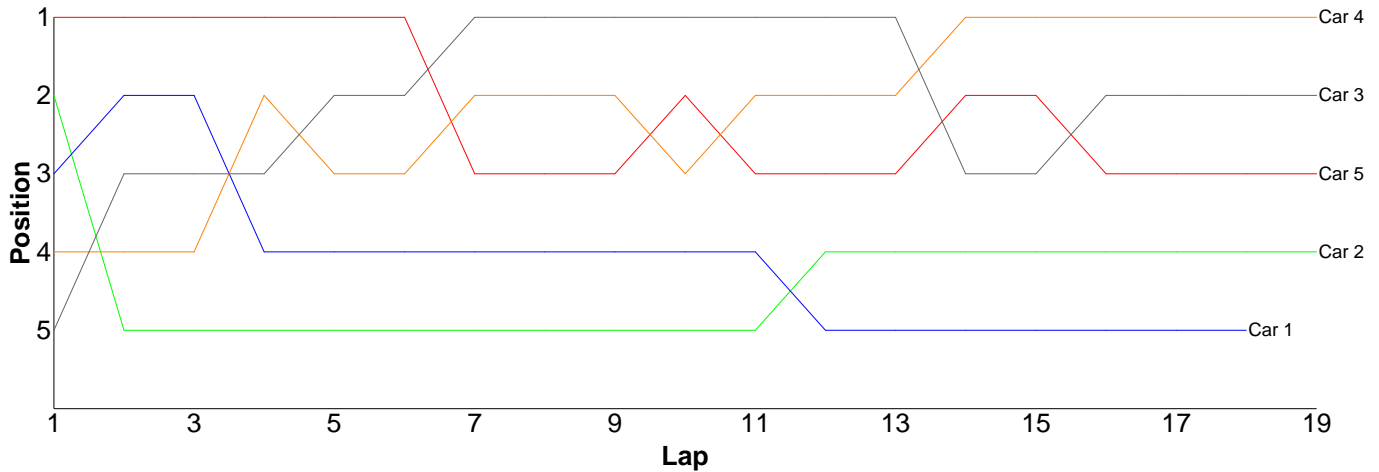


Heat 2 - Round 3 (GT)

Pos	Car	Form	Name	Member Type	Car Make	Result	Ave	Best
1	4	F2	Rob Warren	2009	Associated	19 / 307.61	16.19	15.40
2	3	F2	Gerald Page	2009	Associated	19 / 308.17	16.21	15.58
3	5	F3	Dave Skelton	2009	Associated	19 / 308.91	16.25	15.81
4	2	F3	Nigel Moss	2009	Calandra	19 / 312.17	16.43	15.92
5	1	F3	Tim Webb	2009	Associated	18 / 306.01	17.00	15.96

Lap	Car 1	Car 2	Car 3	Car 4	Car 5
-----	-------	-------	-------	-------	-------

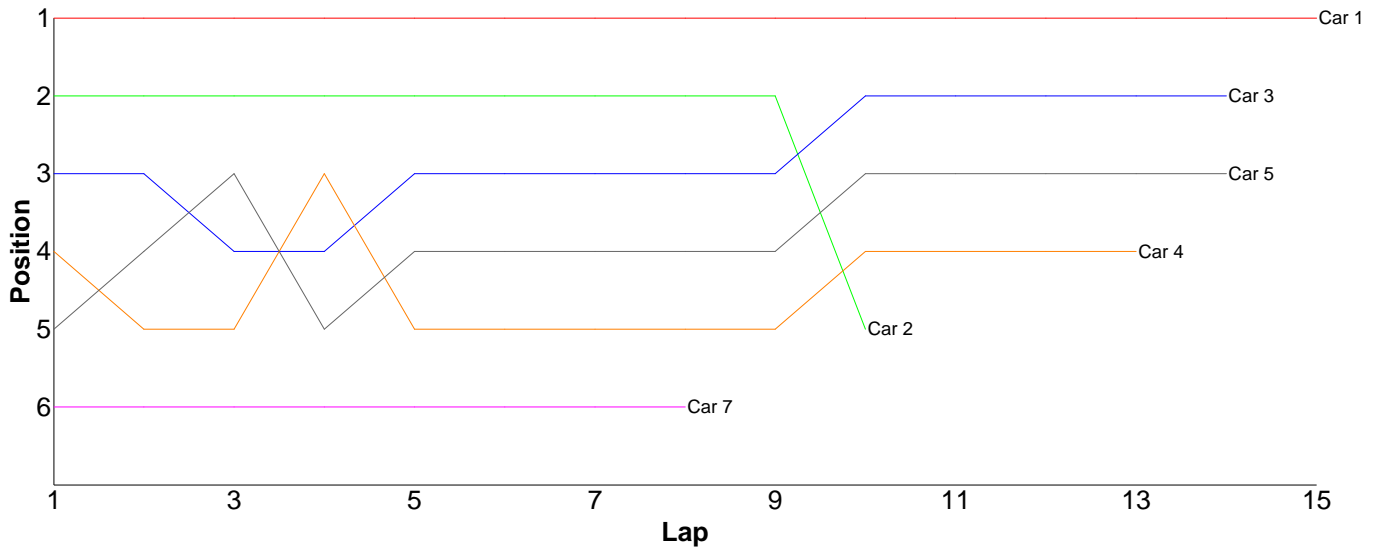
1	16.29	16.24	16.83	16.82	15.99
2	16.49	21.45	16.11	16.33	16.14
3	15.96	16.32	16.00	15.84	15.95
4	16.99	16.35	16.17	15.86	16.05
5	16.45	16.02	15.79	16.35	15.87
6	16.88	16.04	15.81	15.90	15.97
7	16.66	15.92	15.74	15.40	16.54
8	16.22	16.15	15.58	15.92	16.15
9	17.02	16.00	15.74	15.97	16.15
10	16.09	16.01	16.07	16.35	15.85
11	16.14	16.04	15.82	15.88	17.09
12	23.87	16.28	15.80	15.87	17.02
13	16.41	16.13	15.88	16.23	16.95
14	16.96	16.16	21.16	15.64	15.97
15	16.65	16.22	16.01	16.10	16.54
16	17.13	16.25	15.94	17.22	16.38
17	16.40	16.23	15.86	17.37	16.19
18	17.40	16.30	16.02	16.30	16.30
19		16.06	15.84	16.26	15.81
20					



Heat 3 - Round 3 (EP Sport)

Pos	Car	Form	Name	Member Type	Car Make	Result	Ave	Best
1	1	F1	Jack Warren (J)	2009	Xray	15 / 308.27	20.55	19.59
2	3	F2	Matthew Mills (J)	2009	Xray	14 / 306.59	21.89	20.88
3	5	F2	Hannah Carless (J)	2009	Tamiya	14 / 316.91	22.63	21.47
4	4	F2	Bradley Killick (J)	2009	Xray	13 / 301.03	23.15	21.28
5	2		Jason Elliot	G09A	Tamiya	10 / 236.91	23.69	20.65
6	7	F2	David Chieng	2009	Tamiya	8 / 192.80	24.10	20.46
7	6	F2	Jack Talbot (J)	2009	Xray	0 / 0.00	0.00	0.00

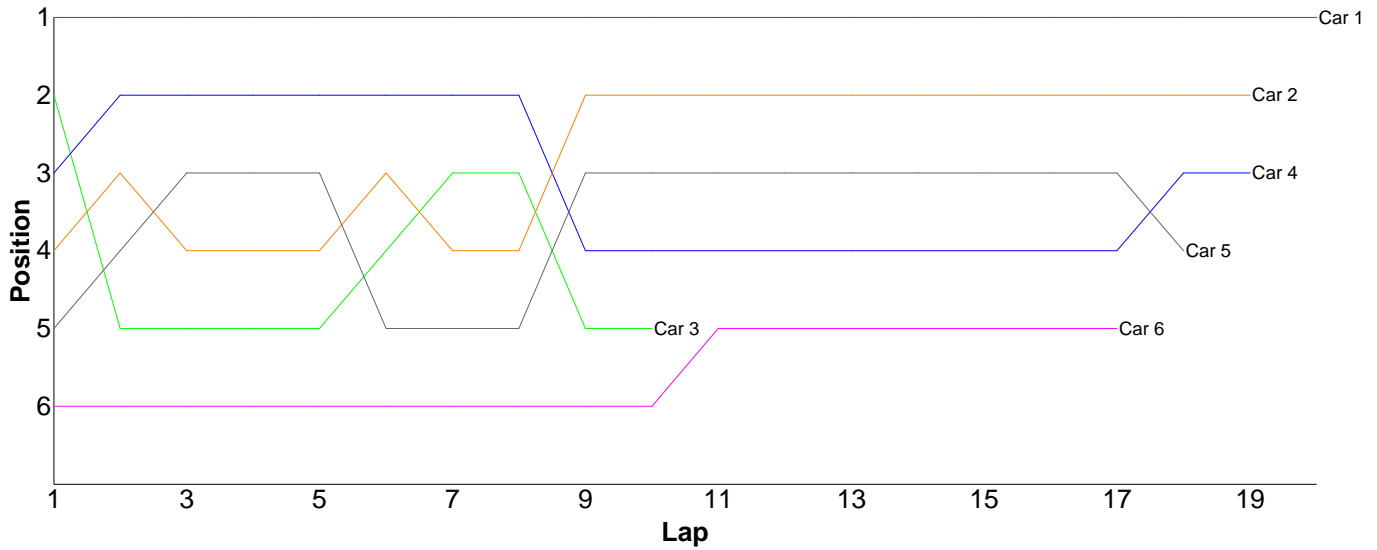
Lap	Car 1	Car 2	Car 3	Car 4	Car 5	Car 6	Car 7
1	20.26	21.28	22.72	23.08	24.04		25.66
2	19.83	21.09	22.67	23.16	21.47		21.46
3	20.81	24.11	22.62	22.23	22.49		28.33
4	20.35	21.43	22.36	21.28	22.50		22.18
5	20.72	21.90	21.43	26.14	21.77		20.46
6	20.56	21.66	22.27	22.81	22.08		20.80
7	20.06	21.13	21.45	21.28	22.12		24.81
8	20.64	20.65	21.76	21.52	21.80		29.10
9	20.61	23.02	21.47	21.34	21.99		
10	22.54	40.64	22.29	27.67	23.06		
11	20.87		21.90	22.51	27.56		
12	21.07		21.50	21.53	21.63		
13	20.18		20.88	26.48	21.83		
14	20.18		21.27		22.57		
15	19.59						
16							



Heat 4 - Round 3 (<10.5 / 17.5>)

Pos	Car	Form	Name	Class	Member Type	Car Make	Result	Ave
1	1	F1	Nick Adams	10.5	2009	Tamiya	20 / 314.07	15.70
2	2	F1	Brian Killick	10.5	2009	Xray	19 / 305.91	16.10
3	4	F2	Neil Talbot	10.5	2009	Xray	19 / 316.13	16.63
4	5	F1	Scott Hauser	17.5	2009	Xray	18 / 302.37	16.79
5	6	F2	Stephen Mills	10.5	2009	Hot Bodies	17 / 304.33	17.90
6	3		Stuart Barber	10.5	G09A	Tamiya	10 / 169.04	16.90

Lap	Car 1	Car 2	Car 3	Car 4	Car 5	Car 6
1	15.22	15.83	15.77	15.81	16.18	17.75
2	15.05	15.54	17.54	15.54	15.67	16.96
3	14.91	17.70	16.12	15.52	15.77	17.36
4	15.08	15.59	15.66	15.75	16.49	17.22
5	15.36	15.48	15.20	15.37	16.01	17.43
6	15.23	15.45	15.33	15.33	17.65	23.29
7	15.25	15.81	15.53	15.57	16.54	17.62
8	15.01	16.84	15.66	17.59	15.95	17.31
9	14.96	16.98	25.14	24.41	15.84	20.75
10	15.03	17.07	17.09	16.00	16.44	17.95
11	15.62	15.68		17.50	17.51	16.88
12	15.66	15.67		16.04	16.32	16.66
13	17.00	15.85		17.23	16.29	17.30
14	15.44	16.03		16.80	16.02	17.12
15	19.65	15.94		16.74	16.18	18.04
16	15.50	16.25		16.21	16.08	17.59
17	15.33	16.15		16.55	17.64	17.10
18	17.65	15.80		15.96	23.79	
19	15.59	16.25		16.21		
20	15.53					
21						

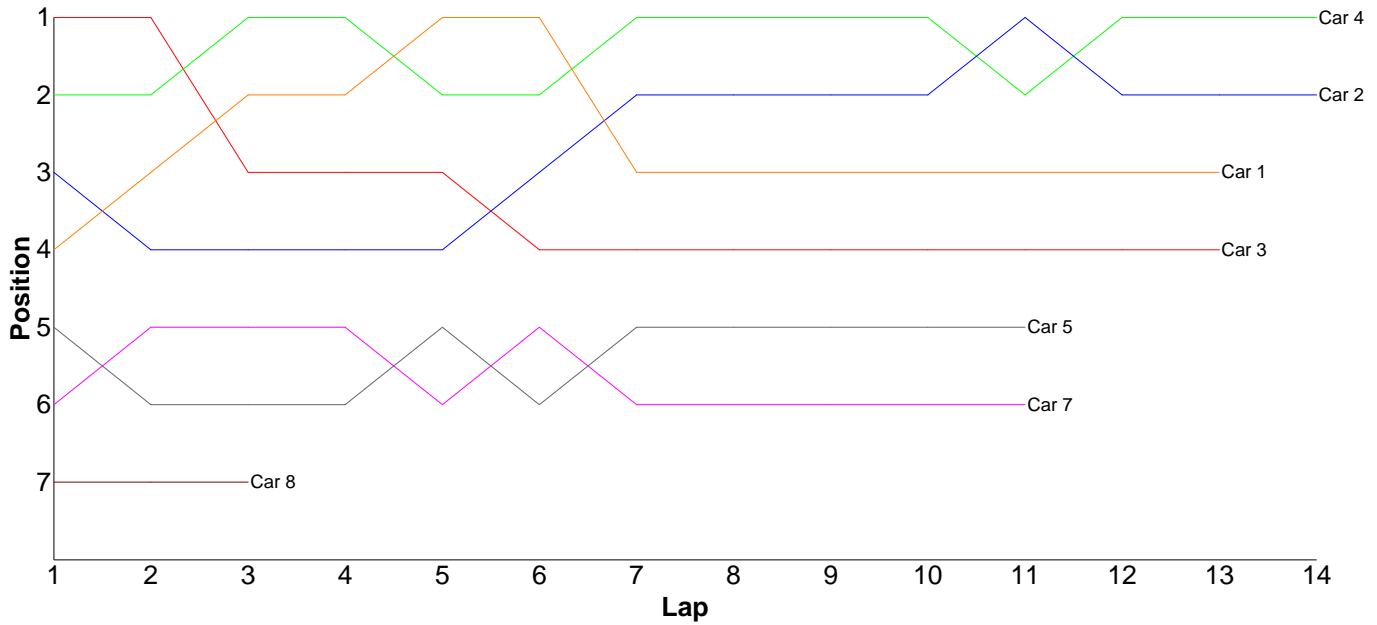


Heat 5 - Round 3 (<Bikes>)

Pos	Car	Form	Name	Class	Member Type	Car Make	Result	Ave
1	4	F2	Andy Carless	Bikes 1/5th	2009		14 / 314.49	22.46
2	2	F2	Chris Groom	Bikes 1/5th	2009		14 / 315.74	22.55
3	1		Simon Lancaster	Bikes 1/5th	G09A		13 / 300.48	23.11
4	3	F2	Steve Leake	Bikes 1/5th	2009		13 / 315.02	24.23
5	5		Richard Blissett	Bikes 1/5th	G09A		11 / 301.09	27.37
6	7		Peter Wilson	Bikes 1/5th	G09A		11 / 319.36	29.03
7	8		Kris Wheeler	Bikes 1/5th	G09A		3 / 164.33	54.77
8	6	F4	Gerald Page	Bikes 1/8th	2009		0 / 0.00	0.00

Lap	Car 1	Car 2	Car 3	Car 4	Car 5	Car 6	Car 7	Car 8
-----	-------	-------	-------	-------	-------	-------	-------	-------

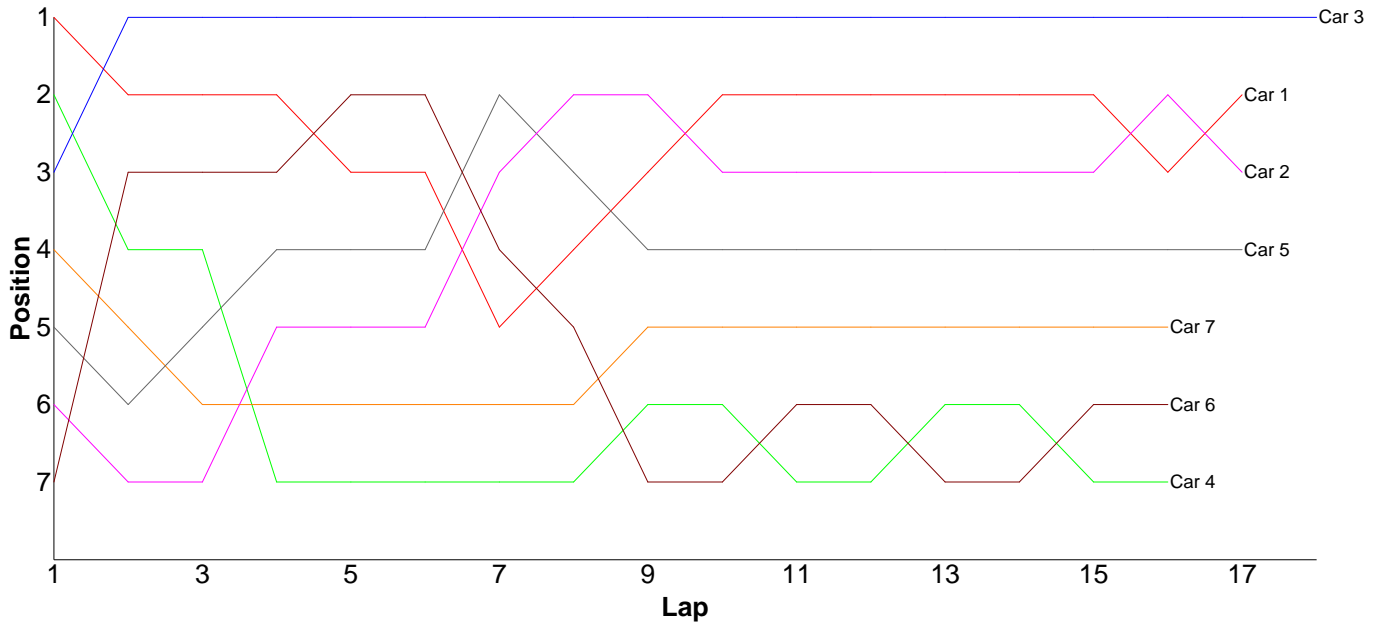
1	23.21	22.90	21.77	22.42	27.95		29.51	42.16
2	23.12	27.61	22.28	22.17	31.50		24.27	79.74
3	21.55	21.72	24.71	21.85	24.68		27.90	42.43
4	22.11	21.60	22.70	23.42	22.82		25.11	
5	21.37	21.43	22.42	22.48	36.27		36.78	
6	20.78	22.43	30.01	22.33	27.95		26.98	
7	30.10	21.39	22.90	22.55	23.30		30.09	
8	21.12	22.20	22.02	22.46	24.76		25.92	
9	20.82	21.83	22.39	22.34	30.44		26.70	
10	21.48	21.43	36.73	22.24	22.85		33.89	
11	21.24	21.57	22.64	22.62	28.57		32.21	
12	27.21	27.22	22.07	21.96				
13	26.37	21.36	22.38	23.37				
14		21.05		22.28				
15								



Heat 6 - Round 3 (13.5)

Pos	Car	Form	Name	Member Type	Car Make	Result	Ave	Best
1	3	F2	Kyle Fuller (J)	2009	Xray	18 / 310.17	17.23	16.68
2	1	F2	Kieran Stokes (J)	2009	Xray	17 / 312.13	18.36	16.82
3	2	F2	Craig Murrell (J)	2009	Xray	17 / 314.61	18.50	16.81
4	5	F2	Robin Francis	2009	Hot Bodies	17 / 320.22	18.83	17.55
5	7	F2	Mick Barnes	2009	Xray	16 / 302.23	18.88	17.50
6	6	F2	Jose Jimenez	2009	Associated	16 / 315.10	19.69	17.41
7	4	F2	Scott Stokes	2009	Xray	16 / 317.66	19.85	17.24

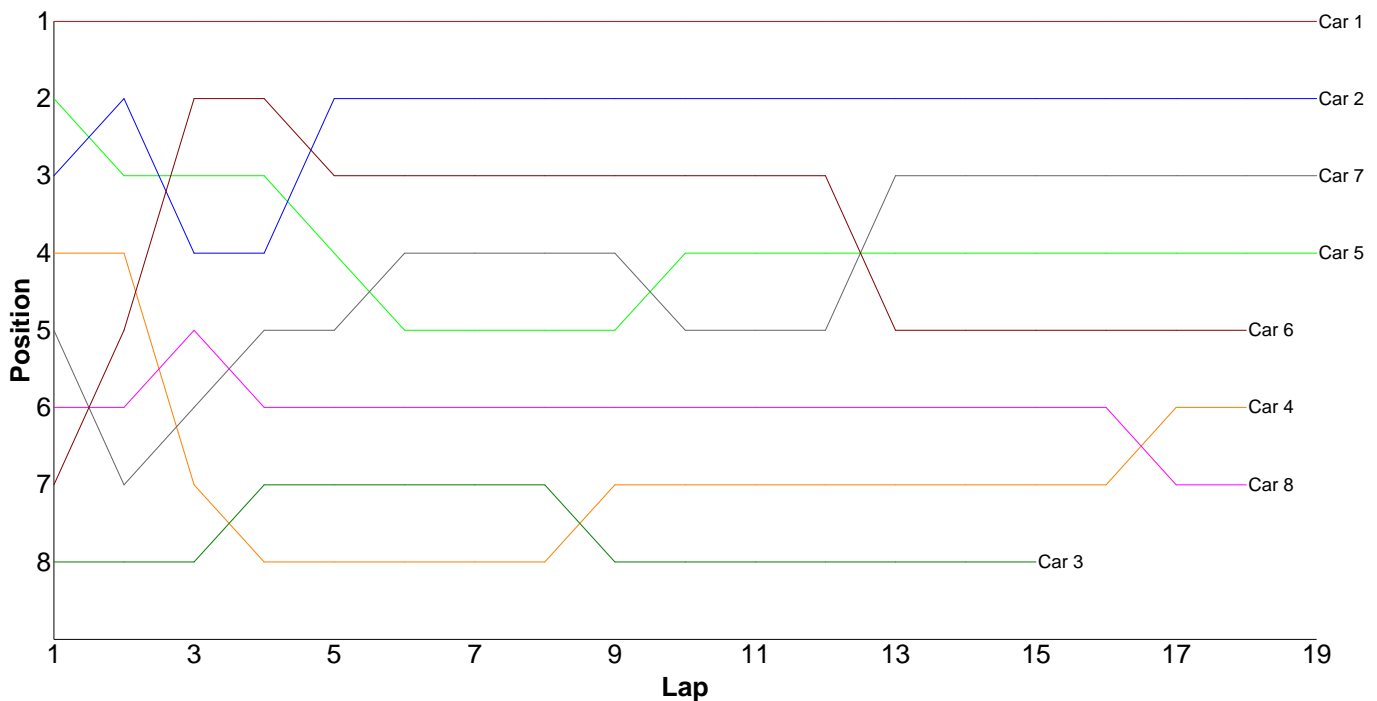
Lap	Car 1	Car 2	Car 3	Car 4	Car 5	Car 6	Car 7
1	17.10	18.59	17.28	17.24	17.84	18.60	17.63
2	18.27	25.49	17.93	22.68	22.89	20.33	22.98
3	17.38	18.24	17.29	18.35	17.80	18.97	19.10
4	17.26	17.46	17.29	24.93	18.87	17.89	21.50
5	24.86	17.03	17.37	18.23	18.29	18.75	18.38
6	17.83	17.61	17.29	18.94	17.55	17.41	20.20
7	20.03	17.75	16.87	17.55	18.50	20.50	17.78
8	17.15	16.81	17.87	17.77	17.64	17.63	17.62
9	17.04	17.61	16.98	17.84	21.84	25.50	17.77
10	16.82	18.28	16.85	20.04	18.54	18.16	17.50
11	17.04	18.46	16.68	24.33	19.37	19.02	20.78
12	17.06	17.77	17.13	18.05	17.78	19.82	19.06
13	18.55	19.47	16.92	21.90	17.83	27.04	18.09
14	21.63	18.03	17.26	17.99	17.95	18.28	17.85
15	17.43	17.85	17.56	23.69	18.26	18.86	18.34
16	19.81	17.78	17.23	18.13	18.11	18.34	17.65
17	16.87	20.38	17.14		21.16		
18			17.23				
19							



Heat 7 - Round 3 (13.5)

Pos	Car	Form	Name	Member Type	Car Make	Result	Ave	Best
1	1	F1	Scott Hauser	2009	Xray	19 / 307.62	16.19	15.83
2	2	F1	Jamie Gill	2009	Yokomo	19 / 310.27	16.33	15.91
3	7	F1	Kevin Bissell	2009	Hot Bodies	19 / 312.99	16.47	16.17
4	5	F1	Ian Cairns	2009	Schumacher	19 / 313.78	16.51	16.01
5	6	F2	James Davis	2009	Tamiya	18 / 305.52	16.97	16.01
6	4	F2	Trevor Scrase	2009	Xray	18 / 306.94	17.05	16.31
7	8	F2	Neil Pilkington	2009	Hot Bodies	18 / 308.36	17.13	16.41
8	3	F1	Gary Fuller	2009	Schumacher	15 / 267.96	17.86	16.32

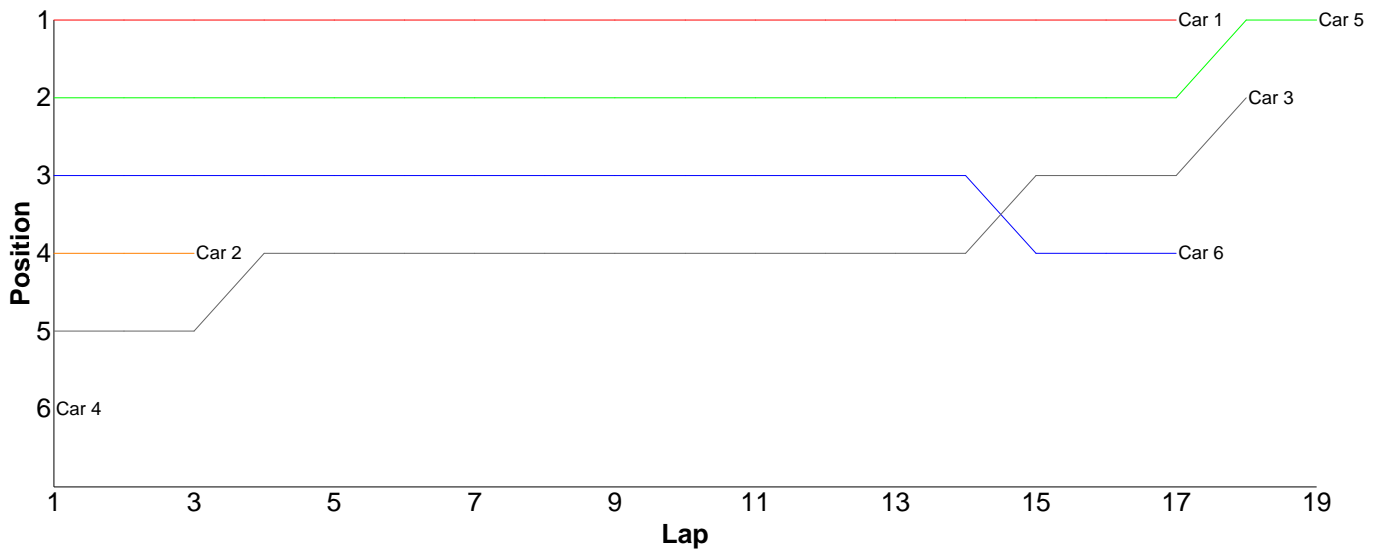
Lap	Car 1	Car 2	Car 3	Car 4	Car 5	Car 6	Car 7	Car 8
1	16.07	16.22	17.84	16.44	16.12	17.25	16.45	16.85
2	16.01	16.22	18.74	16.73	16.75	16.01	17.25	16.80
3	16.15	17.24	16.81	16.96	16.76	16.08	16.40	16.41
4	16.14	16.47	16.50	23.42	16.45	16.46	16.37	16.89
5	17.50	16.01	18.00	16.35	16.80	16.65	16.63	16.95
6	16.09	16.20	16.32	16.61	16.67	16.20	16.39	16.96
7	15.88	15.91	17.07	17.70	17.51	16.31	16.36	18.64
8	15.90	15.99	17.08	16.67	16.58	16.16	16.18	17.01
9	16.52	16.00	20.18	17.11	16.29	16.28	17.81	17.30
10	15.91	16.44	16.99	16.80	16.13	16.44	16.28	16.89
11	16.09	16.32	16.55	16.50	16.02	16.99	16.18	16.79
12	16.03	16.20	16.97	16.72	16.20	16.38	16.21	17.02
13	15.83	16.23	18.01	16.45	16.82	22.96	16.17	17.37
14	16.03	16.80	18.20	16.49	16.56	18.75	16.27	17.39
15	16.97	16.32	22.70	16.63	16.72	17.28	16.58	17.23
16	16.27	16.28		16.70	16.85	16.67	16.22	17.08
17	16.01	16.49		16.35	16.01	16.38	16.30	17.22
18	16.18	16.45		16.31	16.15	16.27	16.50	17.56
19	16.04	16.48			16.39		16.44	
20								



Heat 1 - Round 4 (IC Touring)

Pos	Car	Form	Name	Member Type	Car Make	Result	Ave	Best
1	5	F2	Mark Fagan	2009	Serpent	19 / 310.25	16.32	15.75
2	3	F2	Colin Taggart	2009	Xray	18 / 312.57	17.36	15.38
3	1	F1	John Zottl	2009	Xray	17 / 249.18	14.65	14.22
4	6	F2	Stephen Mills	2009	Xray	17 / 300.04	17.64	16.54
5	2	F1	David Forsythe	2009	Xray	3 / 55.02	18.34	18.13
6	4	F2	Andrew Mills	2009	Mugen	1 / 43.19	43.19	43.19

Lap	Car 1	Car 2	Car 3	Car 4	Car 5	Car 6
1	14.45	18.60	38.81	43.19	16.23	17.20
2	14.46	18.13	16.14		15.89	17.37
3	14.50	18.29	16.26		17.19	16.78
4	14.89		15.80		15.89	16.98
5	14.49		15.55		16.34	16.78
6	14.60		16.94		17.16	21.58
7	14.46		20.65		16.09	17.67
8	14.44		15.55		15.77	16.75
9	14.73		15.81		16.55	16.54
10	14.63		15.62		16.57	17.64
11	14.65		15.40		15.75	17.79
12	15.85		16.66		16.14	19.46
13	14.42		15.86		15.97	17.34
14	14.70		15.38		16.22	17.27
15	14.52		15.70		16.12	19.04
16	14.22		15.46		16.49	16.78
17	15.17		15.42		16.18	17.07
18			15.56		17.79	
19					15.91	
20						

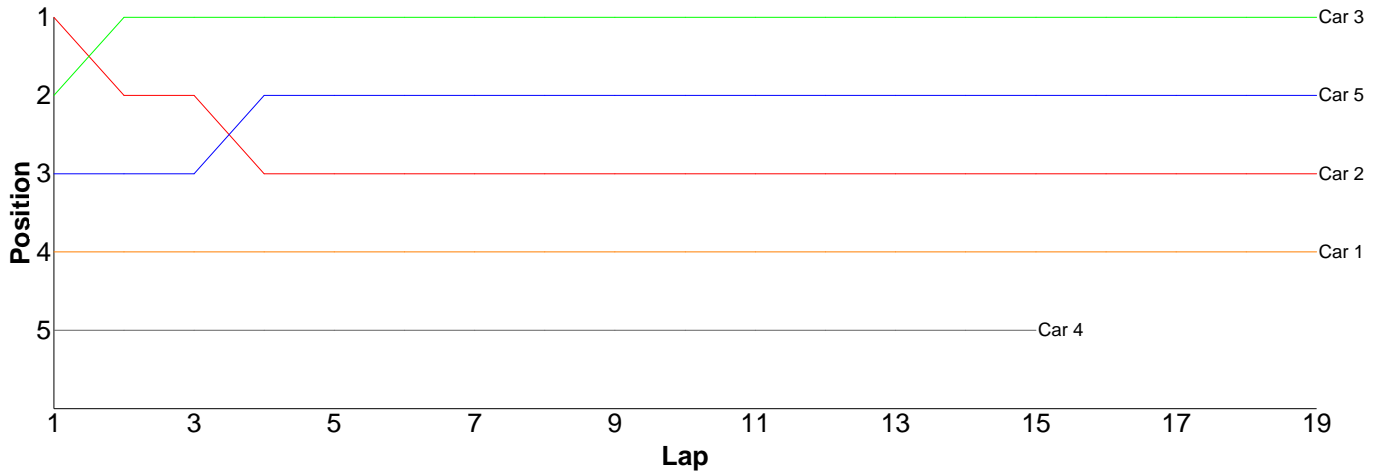


Heat 2 - Round 4 (GT)

Pos	Car	Form	Name	Member Type	Car Make	Result	Ave	Best
1	3	F2	Gerald Page	2009	Associated	19 / 301.51	15.86	15.55
2	5	F3	Dave Skelton	2009	Associated	19 / 303.93	15.99	15.62
3	2	F3	Nigel Moss	2009	Calandra	19 / 308.79	16.25	15.87
4	1	F3	Tim Webb	2009	Associated	19 / 309.69	16.29	15.96
5	4	F2	Rob Warren	2009	Associated	15 / 318.61	21.24	17.41

Lap	Car 1	Car 2	Car 3	Car 4	Car 5
-----	-------	-------	-------	-------	-------

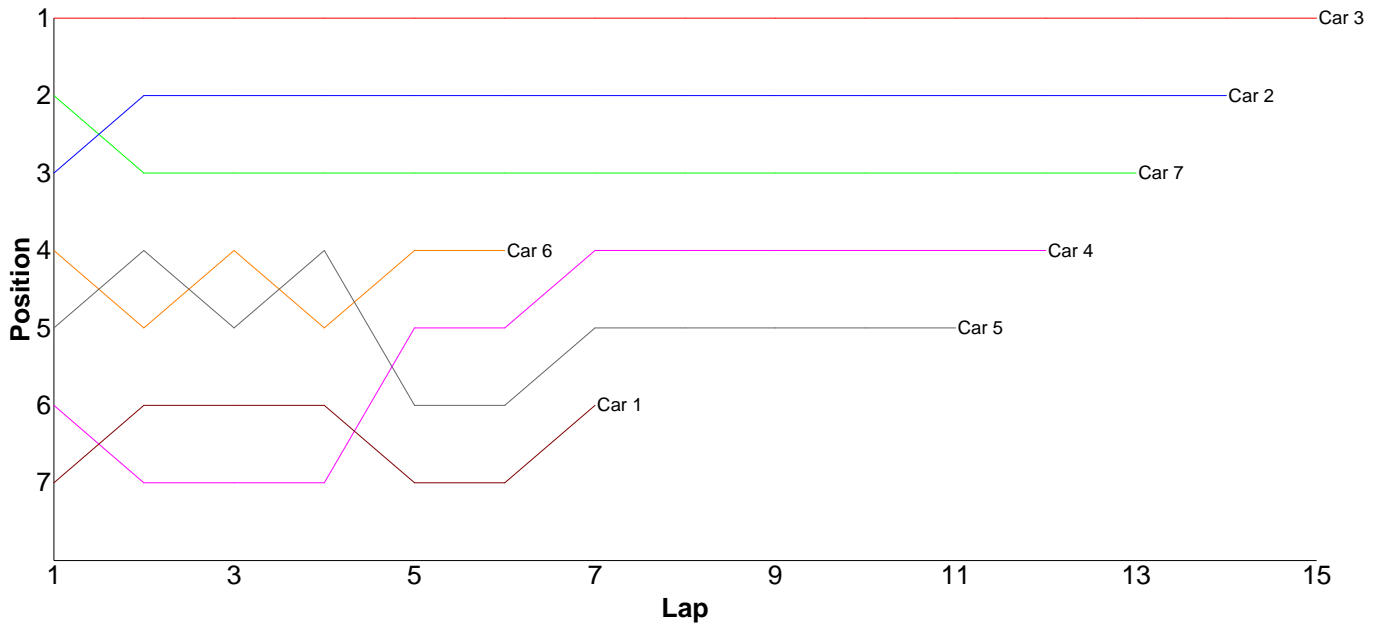
1	19.16	16.19	16.23	25.32	16.38
2	16.23	16.13	15.95	31.39	16.13
3	16.07	15.87	15.87	18.61	15.86
4	16.05	16.15	15.88	26.11	15.62
5	16.12	16.03	15.67	21.11	15.86
6	16.19	15.93	15.68	20.05	16.24
7	16.06	16.11	15.59	18.44	15.97
8	16.18	16.03	15.76	20.39	15.85
9	16.24	16.15	15.73	17.41	15.83
10	16.24	16.26	15.55	20.14	16.16
11	15.96	16.28	15.85	19.63	16.23
12	16.03	16.98	15.87	22.75	16.08
13	16.09	16.67	15.59	18.88	15.92
14	16.16	16.49	16.08	19.02	16.04
15	16.23	16.30	16.18	19.36	15.84
16	15.98	16.20	15.92		15.96
17	16.22	16.31	15.99		16.23
18	16.34	16.35	15.81		15.91
19	16.14	16.36	16.31		15.82
20					



Heat 3 - Round 4 (EP Sport)

Pos	Car	Form	Name	Member Type	Car Make	Result	Ave	Best
1	3	F2	Matthew Mills (J)	2009	Xray	15 / 323.80	21.58	20.56
2	2		Jason Elliot	G09A	Tamiya	14 / 308.79	22.05	20.95
3	7	F2	David Chieng	2009	Tamiya	13 / 321.07	24.69	21.40
4	4	F2	Bradley Killick (J)	2009	Xray	12 / 300.91	25.07	20.91
5	5	F2	Hannah Carless (J)	2009	Tamiya	11 / 305.16	27.74	22.29
6	1	F1	Jack Warren (J)	2009	Xray	7 / 309.56	44.22	20.37
7	6	F2	Jack Talbot (J)	2009	Xray	6 / 145.50	24.25	22.59

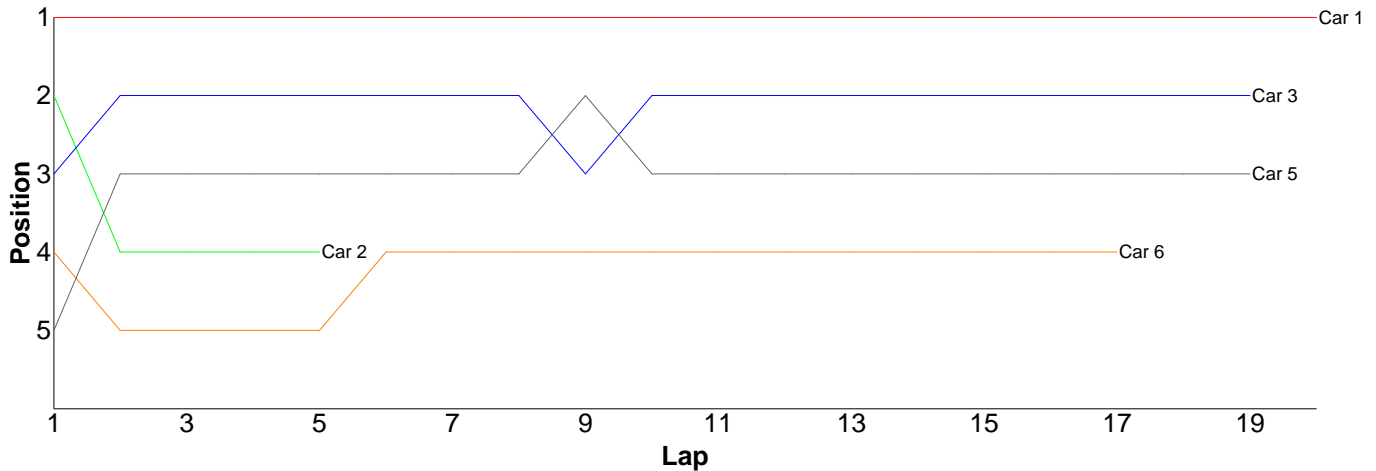
Lap	Car 1	Car 2	Car 3	Car 4	Car 5	Car 6	Car 7
1	46.41	21.56	20.93	24.63	23.08	22.59	21.40
2	20.72	23.18	20.56	54.17	26.66	27.87	25.58
3	20.95	20.95	21.32	21.69	23.92	22.90	23.47
4	26.76	21.68	20.86	21.25	22.44	23.71	23.91
5	153.28	22.53	21.29	21.77	55.01	23.28	21.63
6	21.07	21.23	20.93	23.15	23.18	25.15	21.42
7	20.37	24.67	22.54	20.91	22.29		22.06
8		22.81	21.00	27.22	24.29		28.49
9		21.97	20.81	21.80	23.40		34.63
10		21.35	21.70	21.09	27.46		22.52
11		22.40	21.20	21.35	33.43		22.48
12		22.30	21.35	21.88			31.23
13		21.01	21.46				22.25
14		21.15	21.93				
15			25.92				
16							



Heat 4 - Round 4 (<10.5 / 17.5>)

Pos	Car	Form	Name	Class	Member Type	Car Make	Result	Ave
1	1	F1	Nick Adams	10.5	2009	Tamiya	20 / 311.45	15.57
2	3		Stuart Barber	10.5	G09A	Tamiya	19 / 304.20	16.01
3	5	F1	Scott Hauser	17.5	2009	Xray	19 / 315.24	16.59
4	6	F2	Stephen Mills	10.5	2009	Hot Bodies	17 / 302.64	17.80
5	2	F1	Brian Killick	10.5	2009	Xray	5 / 83.41	16.68
6	4	F2	Neil Talbot	10.5	2009	Xray	0 / 0.00	0.00

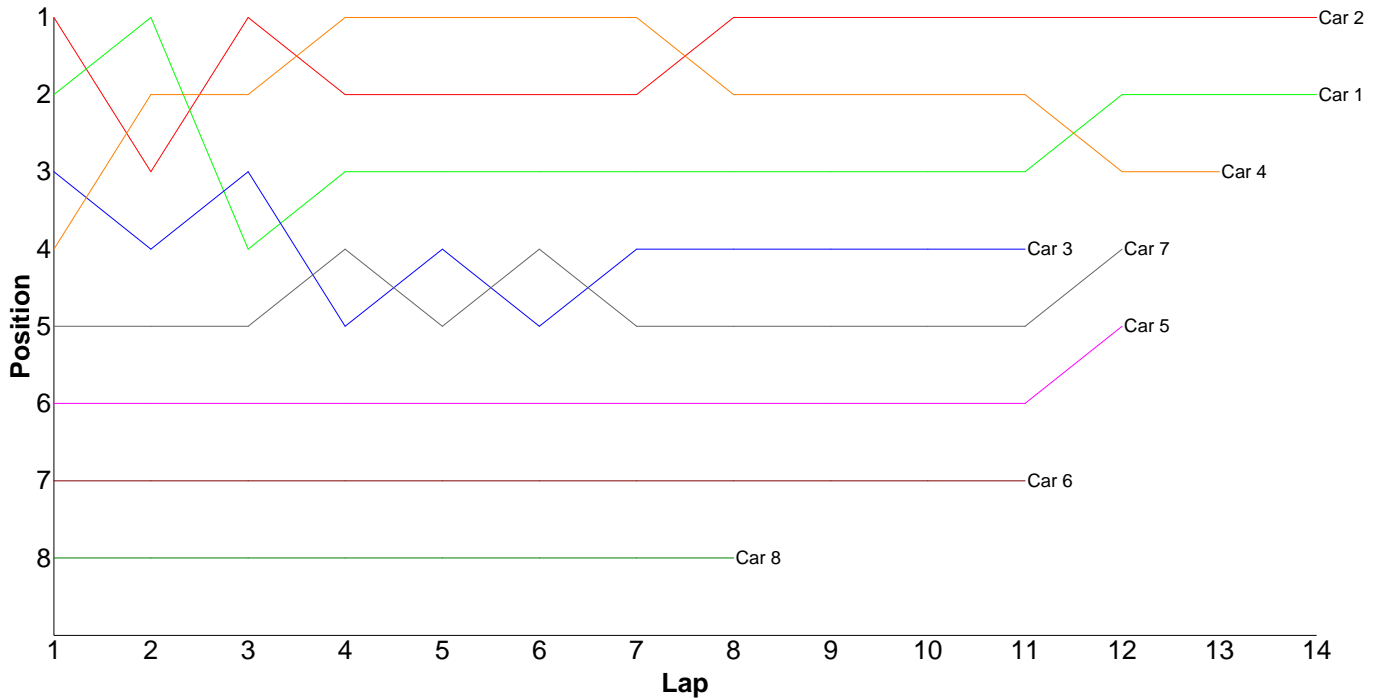
Lap	Car 1	Car 2	Car 3	Car 4	Car 5	Car 6
1	15.12	15.82	16.42		17.92	17.81
2	15.36	18.67	16.63		15.84	18.19
3	15.38	15.87	15.96		16.10	17.57
4	15.61	16.28	15.70		16.24	17.39
5	15.99	16.77	16.21		16.09	18.56
6	15.45		16.45		15.77	18.14
7	15.51		15.82		15.95	17.55
8	15.68		16.52		15.91	18.49
9	15.59		16.38		15.79	17.47
10	15.54		15.98		18.57	17.19
11	16.05		15.86		16.46	17.08
12	15.46		15.83		16.46	19.20
13	15.96		15.85		21.83	17.16
14	16.04		15.85		15.90	16.91
15	15.56		15.60		16.12	18.05
16	15.52		15.61		16.27	16.82
17	15.28		15.89		16.03	19.06
18	15.70		15.94		15.80	
19	15.25		15.70		16.19	
20	15.40					
21						



Heat 5 - Round 4 (<Bikes>)

Pos	Car	Form	Name	Class	Member Type	Car Make	Result	Ave
1	2	F2	Chris Groom	Bikes 1/5th	2009		14 / 320.26	22.87
2	1		Simon Lancaster	Bikes 1/5th	G09A		14 / 331.81	23.70
3	4	F2	Andy Carless	Bikes 1/5th	2009		13 / 300.39	23.10
4	7		Peter Wilson	Bikes 1/5th	G09A		12 / 304.92	25.41
5	5		Richard Blissett	Bikes 1/5th	G09A		12 / 324.98	27.08
6	3	F2	Steve Leake	Bikes 1/5th	2009		11 / 272.97	24.81
7	6	F4	Gerald Page	Bikes 1/8th	2009		11 / 323.73	29.43
8	8		Kris Wheeler	Bikes 1/5th	G09A		8 / 323.05	40.38

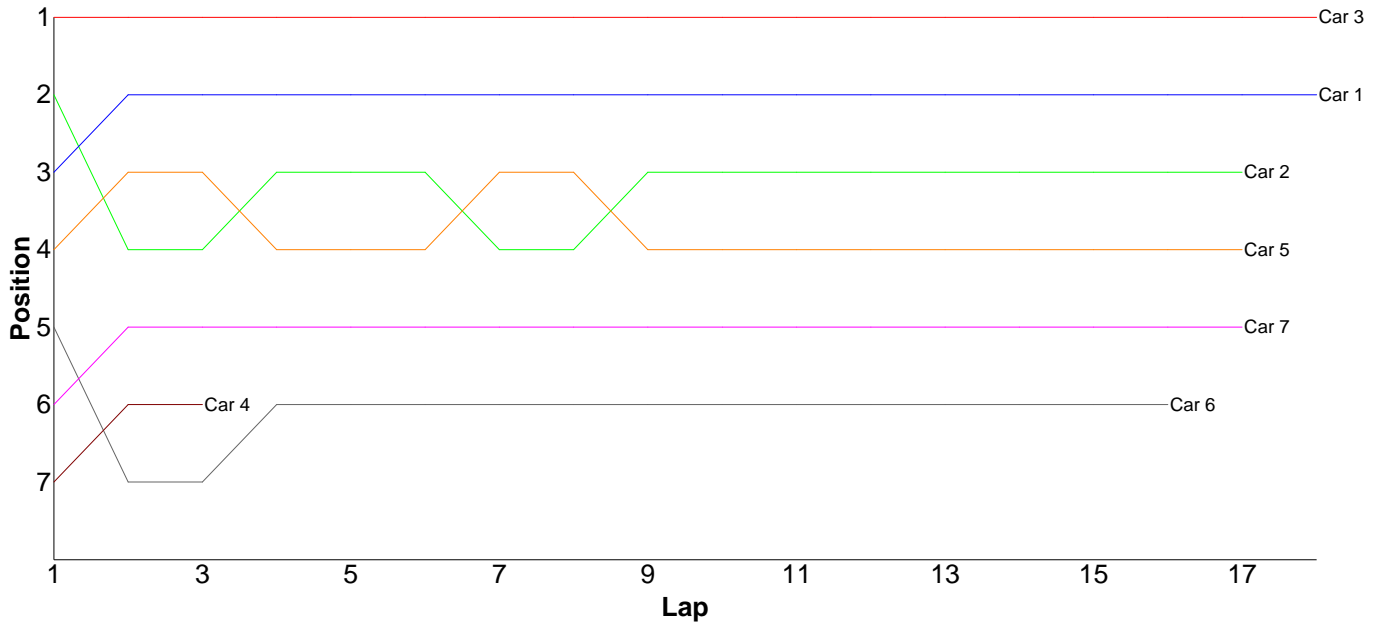
Lap	Car 1	Car 2	Car 3	Car 4	Car 5	Car 6	Car 7	Car 8
1	21.88	21.33	22.36	22.41	31.76	50.67	29.47	75.13
2	22.00	23.79	29.16	22.46	32.16	36.94	25.56	32.24
3	32.31	22.14	22.29	22.43	22.83	24.68	24.12	40.69
4	22.39	23.56	30.79	22.25	25.68	26.29	24.26	31.20
5	25.61	24.78	22.23	22.96	24.02	24.50	24.29	41.76
6	21.88	22.32	30.52	22.58	23.19	24.63	24.30	31.44
7	21.76	21.34	22.37	22.52	25.21	26.80	29.30	37.91
8	20.96	21.13	22.49	22.96	32.24	33.62	23.43	32.68
9	24.68	21.60	21.66	28.46	23.41	25.87	25.07	
10	21.04	21.71	21.63	22.61	33.49	24.32	25.00	
11	21.05	22.18	27.47	22.47	23.81	25.41	25.01	
12	21.59	21.48		23.40	27.18		25.11	
13	21.67	30.38		22.88				
14	32.99	22.52						
15								



Heat 6 - Round 4 (13.5)

Pos	Car	Form	Name	Member Type	Car Make	Result	Ave	Best
1	3	F2	Kyle Fuller (J)	2009	Xray	18 / 309.00	17.16	16.75
2	1	F2	Kieran Stokes (J)	2009	Xray	18 / 314.52	17.47	17.06
3	2	F2	Craig Murrell (J)	2009	Xray	17 / 305.41	17.96	16.40
4	5	F2	Robin Francis	2009	Hot Bodies	17 / 307.77	18.10	17.45
5	7	F2	Mick Barnes	2009	Xray	17 / 319.83	18.81	17.11
6	6	F2	Jose Jimenez	2009	Associated	16 / 305.61	19.10	17.33
7	4	F2	Scott Stokes	2009	Xray	3 / 64.35	21.45	19.27

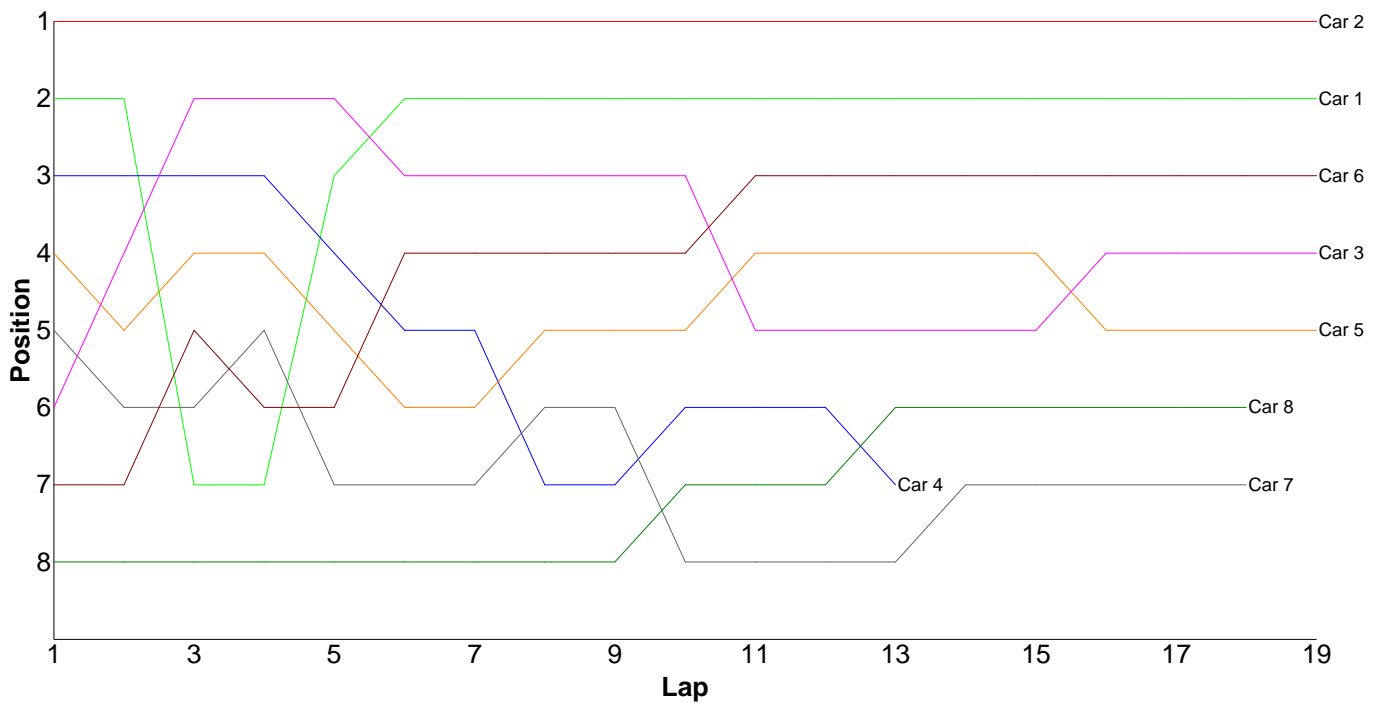
Lap	Car 1	Car 2	Car 3	Car 4	Car 5	Car 6	Car 7
1	18.02	17.17	17.07	23.28	18.16	20.74	20.83
2	17.43	19.90	16.95	19.27	17.45	22.36	20.94
3	17.33	17.21	17.03	21.80	17.82	23.40	20.86
4	17.06	17.88	17.47		18.99	17.60	17.94
5	17.67	17.03	17.16		18.06	17.96	17.39
6	17.57	17.42	17.12		17.74	18.34	17.17
7	17.39	21.22	16.78		17.71	19.44	18.92
8	17.33	16.95	17.20		17.71	17.44	19.95
9	17.32	16.40	16.75		17.64	17.68	18.64
10	17.99	18.05	16.80		18.21	17.33	17.88
11	18.10	16.99	17.00		18.42	18.35	18.04
12	17.32	20.44	16.86		18.91	17.98	18.08
13	17.52	18.00	17.06		18.11	17.48	18.02
14	17.30	18.37	17.29		19.17	17.95	17.11
15	17.17	17.59	17.92		17.58	23.34	17.18
16	17.28	17.45	17.86		18.34	18.22	20.58
17	17.17	17.34	17.02		17.75		20.30
18	17.55		17.66				
19							



Heat 7 - Round 4 (13.5)

Pos	Car	Form	Name	Member Type	Car Make	Result	Ave	Best
1	2	F1	Jamie Gill	2009	Yokomo	19 / 301.73	15.88	15.45
2	1	F1	Scott Hauser	2009	Xray	19 / 303.50	15.97	15.60
3	6	F2	James Davis	2009	Tamiya	19 / 310.31	16.33	16.00
4	3	F1	Gary Fuller	2009	Schumacher	19 / 315.84	16.62	15.79
5	5	F1	Ian Cairns	2009	Schumacher	19 / 316.17	16.64	15.93
6	8	F2	Neil Pilkington	2009	Hot Bodies	18 / 303.98	16.88	16.37
7	7	F1	Kevin Bissell	2009	Hot Bodies	18 / 308.25	17.12	16.02
8	4	F2	Trevor Scrase	2009	Xray	13 / 222.84	17.14	15.93

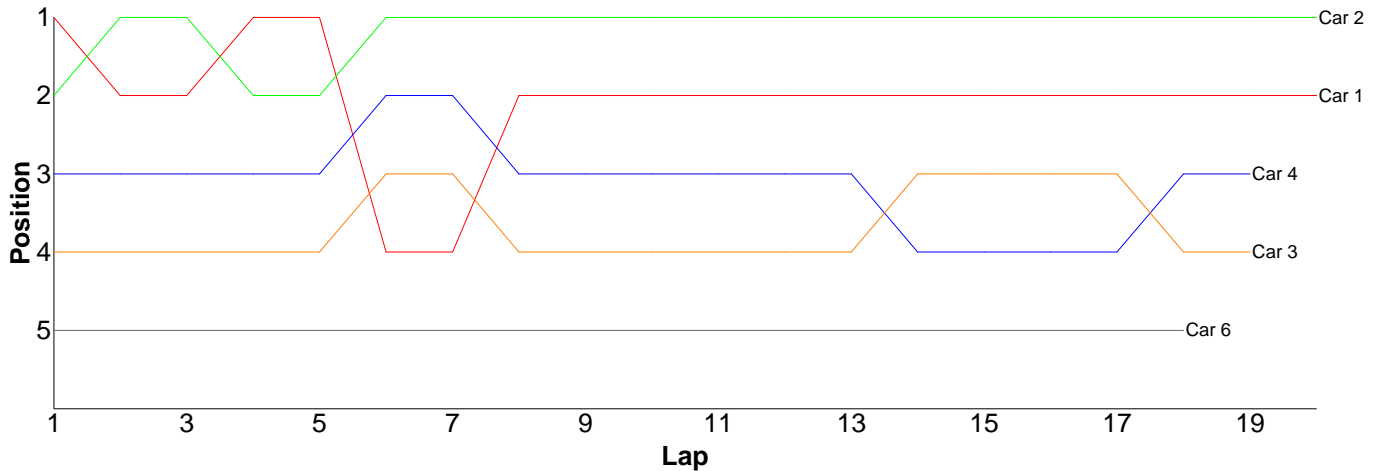
Lap	Car 1	Car 2	Car 3	Car 4	Car 5	Car 6	Car 7	Car 8
1	15.89	15.63	16.13	15.93	15.93	16.31	16.02	16.87
2	15.81	15.50	16.07	16.17	16.35	16.10	16.35	16.73
3	17.36	15.45	15.79	16.16	16.20	16.16	16.21	16.37
4	15.81	15.57	16.30	16.25	16.08	16.26	16.15	16.84
5	15.69	15.71	16.16	16.07	16.36	16.13	16.64	16.91
6	15.60	15.74	16.01	16.46	16.72	16.06	16.65	17.39
7	15.88	15.72	16.19	16.43	16.23	16.00	16.19	17.33
8	15.82	15.99	16.26	19.03	16.51	16.27	17.90	16.70
9	16.04	15.92	16.17	17.80	16.41	16.35	16.95	16.75
10	15.71	16.00	15.92	16.59	16.33	16.42	22.43	17.17
11	16.00	15.89	22.20	16.68	16.95	16.09	18.88	17.29
12	16.05	15.84	16.39	16.85	16.18	16.06	16.51	16.61
13	15.74	16.00	16.13	22.42	16.68	16.14	16.57	16.76
14	15.68	15.96	16.17		16.73	16.45	16.72	16.82
15	15.91	16.15	16.22		16.29	16.78	17.08	16.92
16	15.93	16.03	16.60		20.27	16.71	17.18	16.99
17	16.09	16.14	18.16		16.99	16.72	16.92	16.78
18	16.18	16.15	16.23		16.26	16.75	16.90	16.75
19	16.31	16.34	16.74		16.70	16.55		
20								



Heat 1 - Round 5 (IC Touring)

Pos	Car	Form	Name	Member Type	Car Make	Result	Ave	Best
1	2	F1	David Forsythe	2009	Xray	20 / 304.39	15.21	14.55
2	1	F1	John Zottl	2009	Xray	20 / 305.52	15.27	14.34
3	4	F2	Andrew Mills	2009	Mugen	19 / 311.99	16.42	15.14
4	3	F2	Colin Taggart	2009	Xray	19 / 312.63	16.45	15.54
5	6	F2	Stephen Mills	2009	Xray	18 / 311.71	17.31	16.17
6	5	F2	Mark Fagan	2009	Serpent	0 / 0.00	0.00	0.00

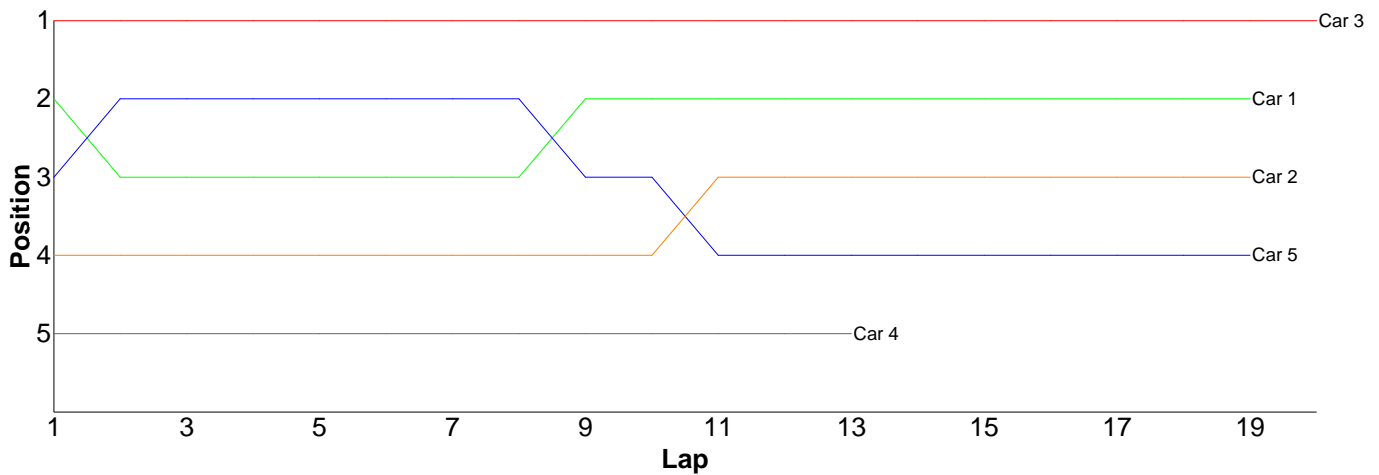
Lap	Car 1	Car 2	Car 3	Car 4	Car 5	Car 6
1	14.80	15.32	17.09	15.69		17.73
2	16.76	15.12	15.89	16.54		17.61
3	14.34	15.10	16.18	16.09		16.83
4	14.57	15.12	16.23	16.19		16.92
5	14.55	14.66	16.29	16.40		16.33
6	24.78	15.11	16.38	15.78		16.98
7	14.70	15.83	16.05	15.14		17.45
8	14.55	14.87	17.45	18.13		16.55
9	14.83	14.89	16.08	15.72		16.17
10	14.80	14.70	15.82	15.60		17.76
11	14.71	14.71	15.55	15.82		18.17
12	14.85	14.75	17.60	15.53		19.39
13	14.57	14.55	17.36	20.20		19.40
14	15.02	18.31	16.64	18.04		16.55
15	14.49	16.62	15.54	15.91		16.41
16	14.52	14.83	16.18	15.94		18.16
17	14.67	15.11	16.44	16.83		16.36
18	14.67	14.85	17.69	15.85		16.94
19	14.47	15.17	16.17	16.59		
20	14.87	14.77				
21						



Heat 2 - Round 5 (GT)

Pos	Car	Form	Name	Member Type	Car Make	Result	Ave	Best
1	3	F2	Gerald Page	2009	Associated	20 / 314.26	15.71	15.32
2	1	F3	Tim Webb	2009	Associated	19 / 304.39	16.02	15.65
3	2	F3	Nigel Moss	2009	Calandra	19 / 307.51	16.18	15.86
4	5	F3	Dave Skelton	2009	Associated	19 / 308.54	16.23	15.72
5	4	F2	Rob Warren	2009	Associated	13 / 253.36	19.48	16.47

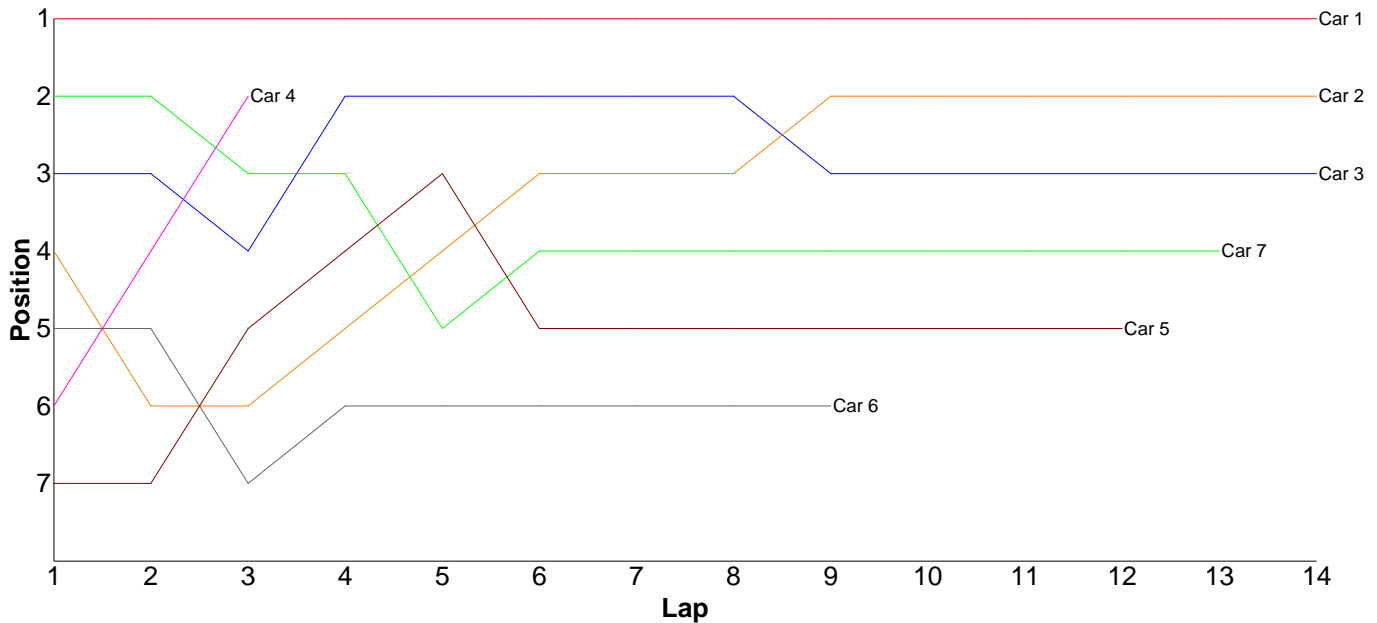
Lap	Car 1	Car 2	Car 3	Car 4	Car 5
1	16.03	16.78	15.95	21.56	16.05
2	15.95	16.08	15.84	18.36	15.74
3	16.01	15.89	15.67	17.24	15.82
4	15.88	16.75	15.67	16.47	15.72
5	16.03	16.05	15.32	23.72	15.80
6	16.01	16.01	15.70	18.98	16.07
7	15.79	15.86	15.58	19.10	15.85
8	15.74	16.06	15.57	21.12	15.82
9	15.77	15.96	15.80	17.29	18.07
10	15.65	16.15	15.91	16.86	16.57
11	16.02	16.14	15.74	16.96	16.31
12	16.35	16.30	15.61	24.70	17.12
13	16.15	16.13	15.55	21.00	16.31
14	16.15	16.35	15.83		16.14
15	16.13	16.35	15.87		16.27
16	16.15	16.24	15.72		16.37
17	16.31	16.01	15.66		16.28
18	16.15	16.38	15.72		16.13
19	16.12	16.02	15.65		16.10
20			15.90		
21					



Heat 3 - Round 5 (EP Sport)

Pos	Car	Form	Name	Member Type	Car Make	Result	Ave	Best
1	1	F1	Jack Warren (J)	2009	Xray	14 / 301.24	21.51	19.41
2	2		Jason Elliot	G09A	Tamiya	14 / 311.10	22.22	20.69
3	3	F2	Matthew Mills (J)	2009	Xray	14 / 312.76	22.34	21.10
4	7	F2	David Chieng	2009	Tamiya	13 / 303.41	23.33	20.90
5	5	F2	Hannah Carless (J)	2009	Tamiya	12 / 301.01	25.08	20.61
6	6	F2	Jack Talbot (J)	2009	Xray	9 / 244.12	27.12	22.78
7	4	F2	Bradley Killick (J)	2009	Xray	3 / 65.30	21.76	20.73

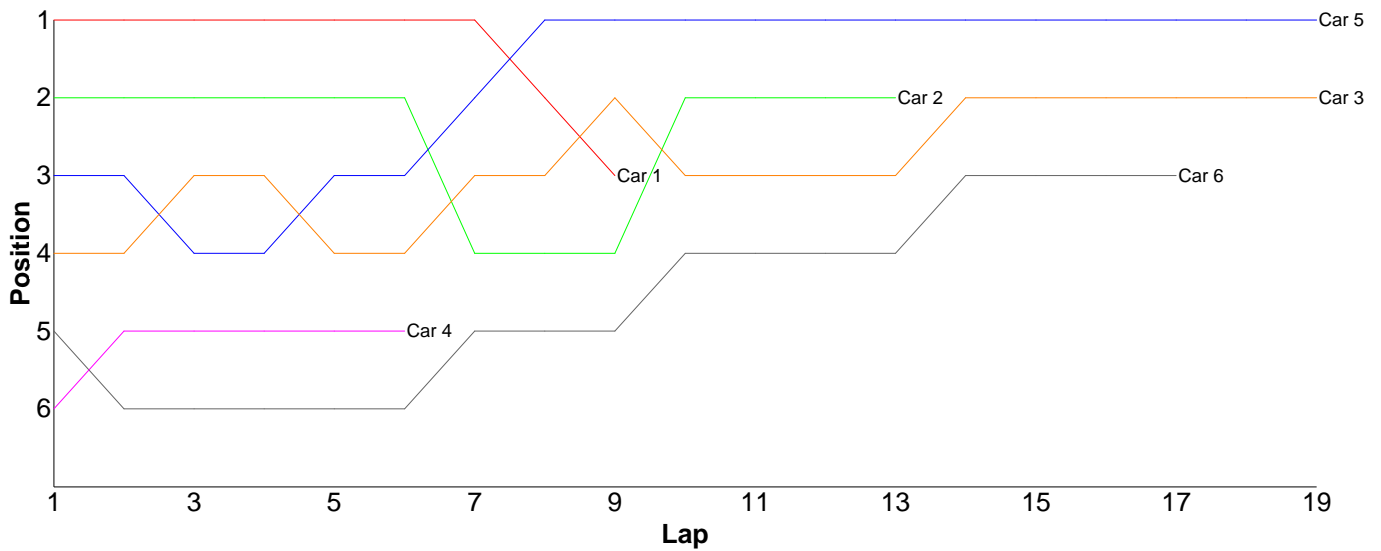
Lap	Car 1	Car 2	Car 3	Car 4	Car 5	Car 6	Car 7
1	21.42	22.50	21.97	23.37	25.93	22.78	21.93
2	20.31	24.50	21.10	21.20	21.81	23.18	20.90
3	19.59	22.70	24.02	20.73	20.61	26.69	23.89
4	19.79	22.12	21.84		22.67	31.54	22.41
5	20.81	22.12	22.26		21.60	32.76	28.32
6	22.04	20.69	21.24		28.07	27.38	23.14
7	20.57	24.15	24.69		25.31	23.37	25.08
8	28.43	21.36	21.92		29.67	25.18	21.72
9	21.65	20.77	23.33		24.73	31.24	23.05
10	22.70	22.17	23.32		26.85		21.32
11	20.51	21.07	22.47		31.05		22.08
12	19.60	24.31	21.99		22.71		27.45
13	24.41	21.18	21.39				22.12
14	19.41	21.46	21.22				
15							



Heat 4 - Round 5 (<10.5 / 17.5>)

Pos	Car	Form	Name	Class	Member Type	Car Make	Result	Ave
1	5	F1	Scott Hauser	17.5	2009	Xray	19 / 301.75	15.88
2	3		Stuart Barber	10.5	G09A	Tamiya	19 / 308.94	16.26
3	6	F2	Stephen Mills	10.5	2009	Hot Bodies	17 / 317.00	18.64
4	2	F1	Brian Killick	10.5	2009	Xray	13 / 210.12	16.16
5	1	F1	Nick Adams	10.5	2009	Tamiya	9 / 145.39	16.15
6	4	F2	Neil Talbot	10.5	2009	Xray	6 / 108.36	18.06

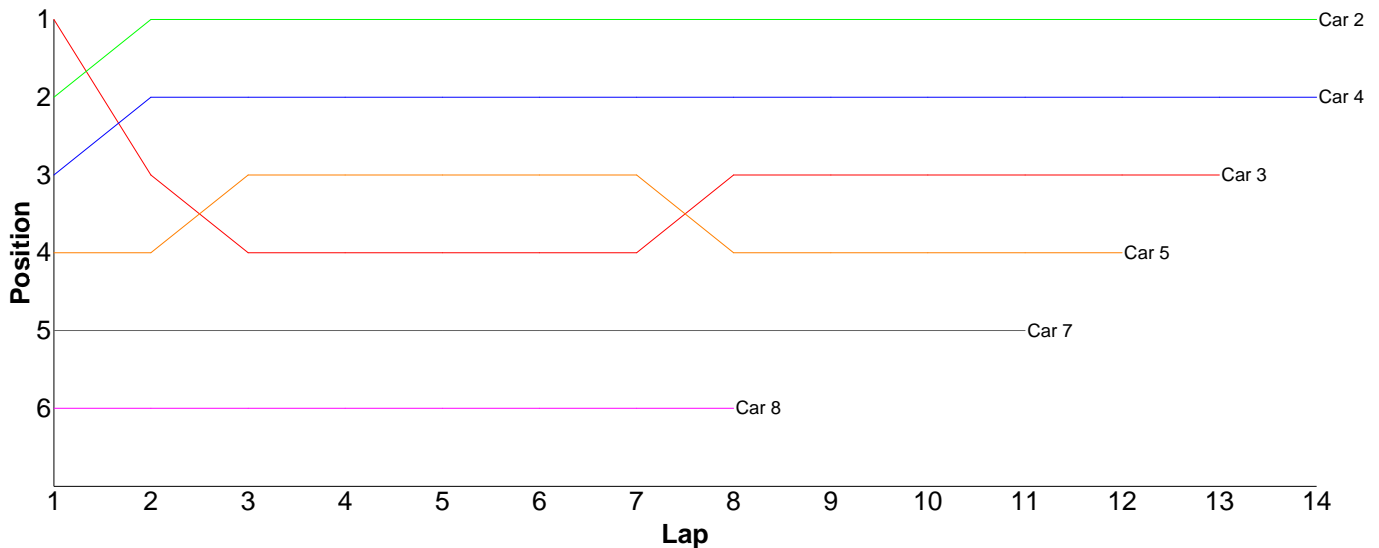
Lap	Car 1	Car 2	Car 3	Car 4	Car 5	Car 6
1	15.20	15.50	15.90	18.13	15.75	17.88
2	15.57	15.47	15.72	17.57	15.70	18.32
3	15.21	15.38	15.51	16.55	15.86	18.82
4	15.26	15.69	15.45	16.08	15.76	23.38
5	15.36	15.46	16.60	21.92	15.97	17.53
6	15.66	15.56	16.41	18.11	16.04	17.38
7	18.15	22.51	17.22		15.58	16.87
8	15.86	15.96	16.03		15.60	22.97
9	19.12	15.51	15.99		15.86	17.49
10		15.62	18.80		15.97	17.87
11		15.79	16.58		15.75	17.38
12		15.72	16.15		15.81	17.01
13		15.95	15.69		15.95	17.20
14			15.64		16.24	18.57
15			16.01		15.61	23.42
16			16.82		16.29	17.47
17			16.20		16.04	17.44
18			16.27		15.91	
19			15.95		16.06	
20						



Heat 5 - Round 5 (<Bikes>)

Pos	Car	Form	Name	Class	Member Type	Car Make	Result	Ave
1	2	F2	Chris Groom	Bikes 1/5th	2009		14 / 307.67	21.97
2	4	F2	Andy Carless	Bikes 1/5th	2009		14 / 315.51	22.53
3	3	F2	Steve Leake	Bikes 1/5th	2009		13 / 313.31	24.10
4	5		Richard Blissett	Bikes 1/5th	G09A		12 / 301.32	25.11
5	7		Peter Wilson	Bikes 1/5th	G09A		11 / 311.83	28.34
6	8		Kris Wheeler	Bikes 1/5th	G09A		8 / 305.43	38.17
=7	1		Simon Lancaster	Bikes 1/5th	G09A		0 / 0.00	0.00
=7	6	F4	Gerald Page	Bikes 1/8th	2009		0 / 0.00	0.00

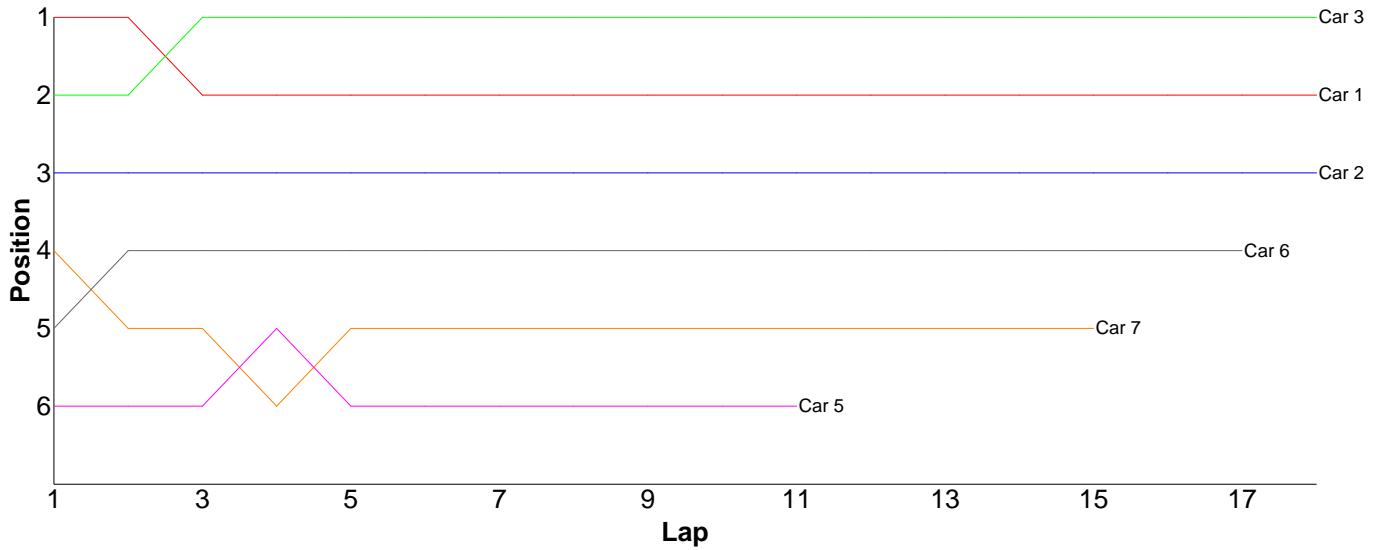
Lap	Car 1	Car 2	Car 3	Car 4	Car 5	Car 6	Car 7	Car 8
1		22.27	21.36	22.49	23.61		25.32	67.68
2		21.79	25.88	24.58	24.03		29.23	37.35
3		22.60	38.51	21.98	27.23		38.25	34.46
4		23.66	22.54	22.77	23.49		23.93	31.03
5		21.18	21.72	22.26	25.74		28.94	34.69
6		21.83	21.74	21.89	25.01		29.20	31.10
7		22.27	22.44	22.21	24.56		29.67	35.82
8		21.44	25.74	22.57	27.58		29.04	33.30
9		21.47	21.33	21.92	24.06		25.01	
10		21.55	21.20	22.73	24.42		28.26	
11		21.76	27.18	23.20	26.36		24.98	
12		22.29	21.87	22.41	25.23			
13		22.29	21.80	22.22				
14		21.27		22.28				
15								



Heat 6 - Round 5 (13.5)

Pos	Car	Form	Name	Member Type	Car Make	Result	Ave	Best
1	3	F2	Kyle Fuller (J)	2009	Xray	18 / 305.76	16.98	16.59
2	1	F2	Kieran Stokes (J)	2009	Xray	18 / 309.09	17.17	16.34
3	2	F2	Craig Murrell (J)	2009	Xray	18 / 313.13	17.39	16.65
4	6	F2	Jose Jimemez	2009	Associated	17 / 303.43	17.84	17.01
5	7	F2	Mick Barnes	2009	Xray	15 / 300.36	20.02	17.51
6	5	F2	Robin Francis	2009	Hot Bodies	11 / 295.78	26.88	19.36
7	4	F2	Scott Stokes	2009	Xray	0 / 0.00	0.00	0.00

Lap	Car 1	Car 2	Car 3	Car 4	Car 5	Car 6	Car 7
1	16.34	17.72	16.74		19.36	19.06	18.44
2	16.93	16.65	17.06		23.16	17.88	22.55
3	17.37	17.66	16.59		23.13	17.57	17.77
4	17.07	17.35	17.30		26.12	17.42	34.41
5	17.21	17.30	17.11		21.68	17.63	18.00
6	17.35	16.79	17.06		28.25	18.19	17.58
7	17.48	20.20	16.92		20.49	17.37	17.55
8	17.29	17.39	16.79		49.07	17.47	18.31
9	16.81	17.30	16.88		33.16	17.43	20.31
10	17.17	16.90	16.65		21.67	20.11	18.97
11	17.22	17.08	16.87		29.69	17.32	18.53
12	17.42	17.19	17.56			17.01	19.17
13	17.18	17.03	17.20			17.27	17.72
14	16.84	17.21	16.96			17.37	17.51
15	17.36	17.07	16.98			17.32	23.54
16	17.31	17.46	16.72			18.07	
17	17.89	17.75	17.09			18.94	
18	16.85	17.08	17.28				
19							



Heat 7 - Round 5 (13.5)

Pos	Car	Form	Name	Member Type	Car Make	Result	Ave	Best
1	1	F1	Scott Hauser	2009	Xray	19 / 300.93	15.83	15.61
2	3	F1	Gary Fuller	2009	Schumacher	19 / 308.69	16.24	15.81
3	2	F1	Jamie Gill	2009	Yokomo	19 / 312.84	16.46	15.24
4	7	F1	Kevin Bissell	2009	Hot Bodies	18 / 301.32	16.74	16.28
5	8	F2	Neil Pilkington	2009	Hot Bodies	18 / 302.88	16.82	16.46
6	6	F2	James Davis	2009	Tamiya	18 / 305.73	16.98	15.74
7	5	F1	Ian Cairns	2009	Schumacher	18 / 308.36	17.13	16.10
8	4	F2	Trevor Scrase	2009	Xray	9 / 151.09	16.78	16.19

Lap	Car 1	Car 2	Car 3	Car 4	Car 5	Car 6	Car 7	Car 8
1	15.84	15.24	16.46	16.59	17.60	16.30	16.45	16.72
2	15.72	16.75	16.25	16.57	16.48	15.82	16.32	16.49
3	15.90	22.07	15.94	16.19	16.27	15.78	16.65	16.95
4	15.71	16.19	16.34	17.09	18.94	15.74	16.48	16.46
5	15.82	16.06	16.22	16.94	16.84	16.03	16.28	16.64
6	16.00	15.88	15.81	16.60	16.69	16.03	16.64	16.71
7	15.82	16.19	16.26	16.72	16.56	21.49	16.89	16.65
8	15.91	16.12	16.00	16.36	16.31	17.38	16.91	16.74
9	15.63	16.01	16.03	18.03	16.32	16.16	16.50	17.71
10	16.04	16.05	16.16		16.49	16.08	16.60	16.93
11	15.86	16.12	16.20		16.10	22.04	16.63	16.83
12	15.76	15.98	16.10		18.25	16.32	17.07	16.78
13	15.92	16.18	16.08		16.34	16.03	16.32	16.71
14	16.04	16.02	16.31		17.53	16.20	17.32	16.71
15	15.74	16.08	16.13		16.72	18.58	16.79	16.86
16	15.61	16.15	16.34		21.55	16.24	16.97	17.22
17	15.84	16.30	16.76		16.80	17.06	17.76	17.02
18	15.85	16.37	16.17		16.57	16.45	16.74	16.75
19	15.92	17.08	17.13					
20								

