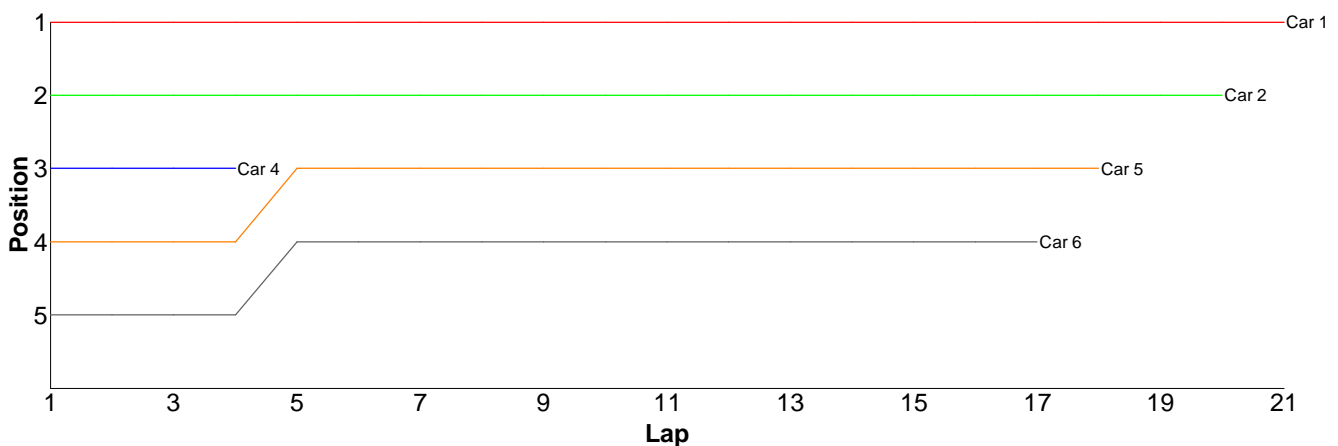


# Race Results

## IC Touring - A Final

Pos	Car	Form	Name	Member Type	Car Make	Result	Ave	Best
1	1	F1	John Zottl	2009	Xray	21 / 313.18	14.91	14.18
2	2	F1	David Forsythe	2009	Xray	20 / 311.07	15.55	14.71
3	5	F2	Colin Taggart	2009	Xray	18 / 307.77	17.09	15.32
4	6	F2	Stephen Mills	2009	Xray	17 / 304.63	17.91	16.23
5	4	F2	Andrew Mills	2009	Mugen	4 / 74.69	18.67	15.37
6	3	F2	Mark Fagan	2009	Serpent	0 / 0.00	0.00	0.00

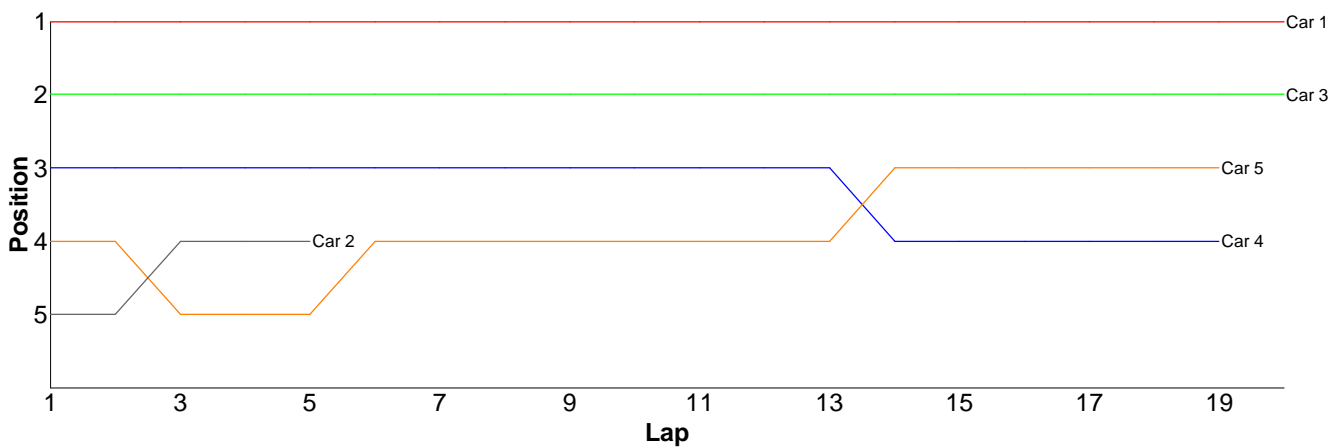
Lap	Car 1	Car 2	Car 3	Car 4	Car 5	Car 6
1	23.16	24.76		25.93	26.90	29.21
2	14.38	14.72		15.37	15.42	16.82
3	14.53	15.26		16.42	18.53	18.73
4	14.45	15.01		16.97	19.27	17.50
5	14.76	14.86			16.46	16.92
6	14.80	15.04			17.11	17.83
7	14.47	14.89			17.58	16.62
8	14.27	16.07			15.97	16.50
9	14.18	15.39			16.38	16.23
10	14.38	15.45			15.32	18.19
11	14.28	14.84			16.15	17.10
12	15.74	15.21			15.34	16.98
13	14.48	15.13			16.56	17.27
14	14.31	14.78			17.35	16.97
15	14.23	14.71			16.28	17.76
16	14.23	15.28			15.47	17.04
17	14.35	14.94			15.88	16.96
18	14.46	14.93			15.80	
19	14.46	14.91				
20	14.35	14.89				
21	14.91					
22						



# GT - A Final

Pos	Car	Form	Name	Member Type	Car Make	Result	Ave	Best
1	1	F2	Gerald Page	2009	Associated	20 / 325.17	16.25	15.60
2	3	F3	Tim Webb	2009	Associated	20 / 329.85	16.49	15.71
3	5	F2	Rob Warren	2009	Associated	19 / 325.92	17.15	15.82
4	4	F3	Nigel Moss	2009	Calandra	19 / 328.05	17.26	15.77
5	2	F3	Dave Skelton	2009	Associated	5 / 96.21	19.24	16.05

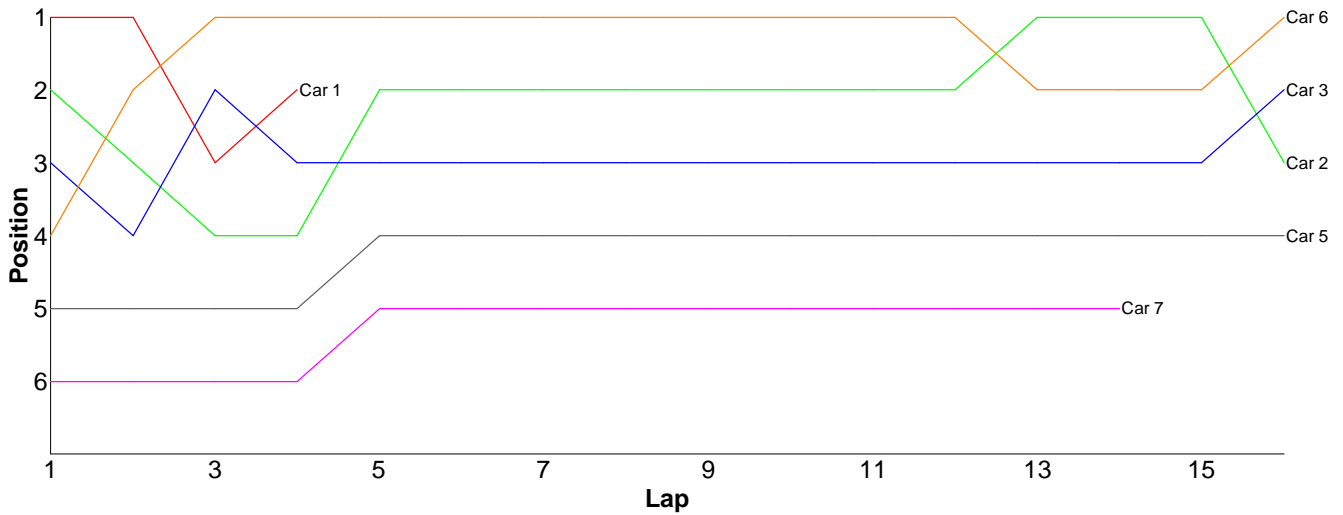
Lap	Car 1	Car 2	Car 3	Car 4	Car 5
1	24.97	28.15	25.55	26.09	27.01
2	15.73	17.47	16.11	16.08	16.71
3	15.74	17.33	15.85	15.77	21.67
4	15.88	17.21	15.90	15.82	15.86
5	15.60	16.05	15.94	15.88	16.00
6	15.62		16.11	16.50	16.65
7	15.61		15.71	15.96	15.92
8	15.88		15.77	15.94	15.94
9	15.72		15.79	19.94	16.20
10	15.72		15.77	16.00	16.35
11	15.67		16.04	15.88	16.10
12	15.97		16.26	16.66	16.03
13	15.72		16.13	16.57	16.14
14	15.82		16.00	22.20	16.28
15	15.89		16.05	16.96	16.06
16	16.16		16.25	16.52	17.52
17	15.70		16.24	16.39	16.06
18	15.68		16.05	16.35	15.82
19	15.70		15.98	16.54	17.60
20	16.39		16.35		
21					



# EP Sport - A Final

Pos	Car	Form	Name	Member Type	Car Make	Result	Ave	Best
1	6	F2	Bradley Killick (J)	2009	Xray	16 / 358.32	22.39	19.94
2	3	F2	Matthew Mills (J)	2009	Xray	16 / 361.58	22.59	21.11
3	2		Jason Elliot	G09A	Tamiya	16 / 362.10	22.63	20.20
4	5	F2	Hannah Carless (J)	2009	Tamiya	16 / 378.99	23.68	21.37
5	7	F2	Jack Talbot (J)	2009	Xray	14 / 366.41	26.17	22.04
6	1	F1	Jack Warren (J)	2009	Xray	4 / 99.89	24.97	20.30
7	4	F2	David Chieng	2009	Tamiya	0 / 0.00	0.00	0.00

Lap	Car 1	Car 2	Car 3	Car 4	Car 5	Car 6	Car 7
1	31.33	34.88	35.26		38.52	35.33	39.68
2	20.33	22.23	22.93		21.41	20.86	22.48
3	27.93	23.65	21.11		22.05	21.51	22.04
4	20.30	21.31	22.52		21.88	21.67	25.02
5		20.30	21.38		23.48	22.53	22.51
6		20.89	21.94		21.91	19.95	24.89
7		21.71	23.23		21.86	20.48	22.28
8		20.40	21.46		21.76	19.94	28.60
9		20.20	21.48		24.76	20.53	25.56
10		20.98	21.39		26.66	21.37	25.88
11		20.38	21.17		21.95	21.41	22.12
12		24.23	21.73		22.14	24.78	29.61
13		21.18	21.47		22.80	22.34	24.57
14		21.34	21.50		21.37	22.07	31.17
15		21.65	21.62		24.52	20.97	
16		26.77	21.39		21.92	22.58	
17							

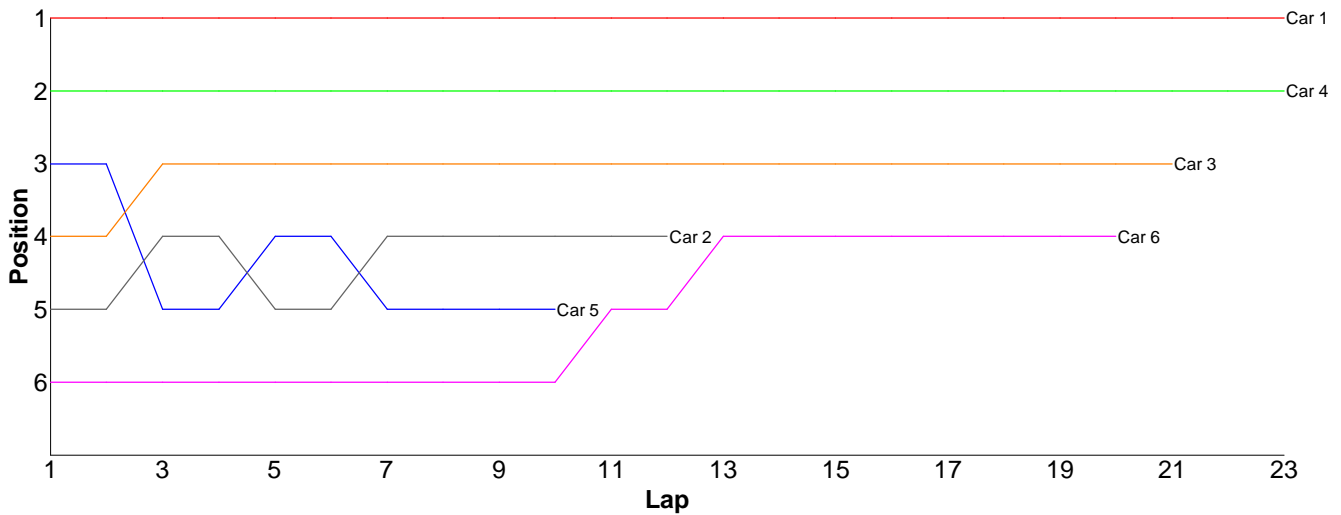


# <10.5 / 17.5> - A Final

Pos	Car	Form	Name	Class	Member Type	Car Make	Result	Ave	Bes
1	1	F1	Nick Adams	10.5	2009	Tamiya	23 / 366.76	15.94	15.19
2	4	F1	Brian Killick	10.5	2009	Xray	23 / 370.48	16.10	15.41
3	3		Stuart Barber	10.5	G09A	Tamiya	21 / 345.89	16.47	15.36
4	6	F2	Stephen Mills	10.5	2009	Hot Bodies	20 / 390.99	19.54	16.84
5	2	F1	Scott Hauser	17.5	2009	Xray	12 / 209.85	17.48	15.66
6	5	F2	Neil Talbot	10.5	2009	Xray	10 / 187.70	18.77	15.54

## Lap Car 1 Car 2 Car 3 Car 4 Car 5 Car 6

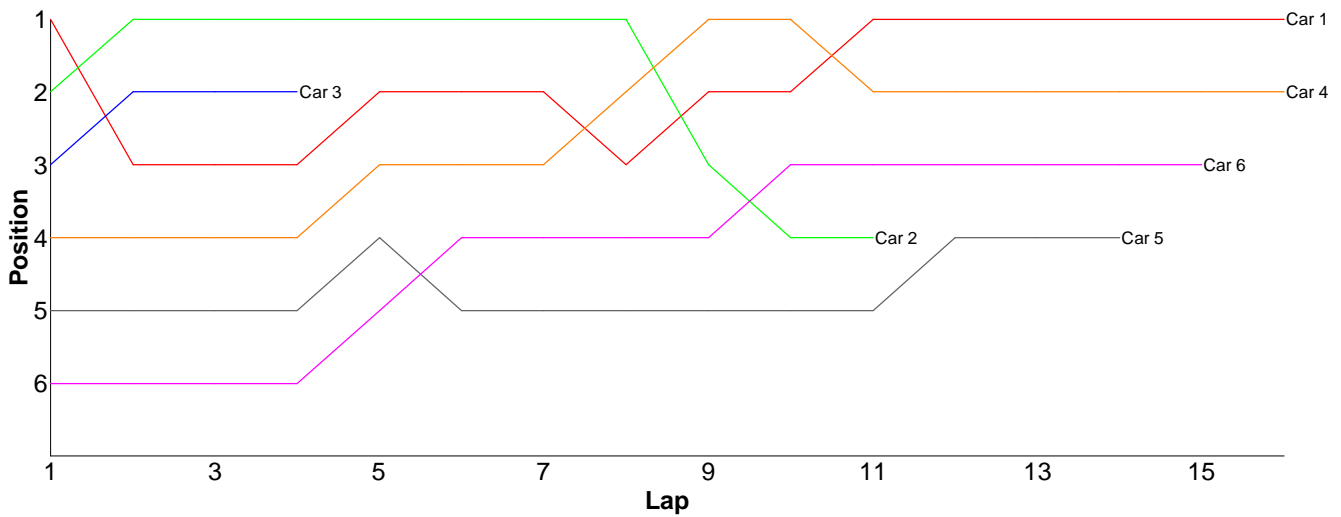
1	23.73	27.20	25.76	25.00	25.53	29.80
2	15.40	15.66	15.75	15.43	15.54	31.80
3	15.41	18.81	15.52	15.58	21.16	18.21
4	15.53	16.22	15.76	15.64	15.70	17.93
5	15.40	18.03	15.63	15.41	16.84	17.41
6	15.40	16.08	15.69	15.56	17.05	17.86
7	15.74	16.88	15.75	15.53	20.51	17.61
8	16.09	16.05	15.68	15.53	17.81	17.70
9	15.86	16.43	15.81	15.70	21.41	17.70
10	15.19	16.12	16.20	15.84	16.15	16.89
11	15.50	15.98	20.91	15.70		17.16
12	15.29	16.39	16.05	15.78		19.24
13	15.93		15.87	15.74		17.39
14	15.74		15.69	15.90		19.92
15	15.59		15.36	16.19		17.99
16	15.53		15.64	15.66		17.38
17	15.76		15.68	15.68		17.32
18	15.42		15.53	15.66		17.01
19	15.75		15.52	15.73		16.84
20	15.74		15.78	15.73		27.83
21	15.54		16.31	15.64		
22	15.71			15.88		
23	15.51			15.97		
24						



## <Bikes> - A Final

Pos	Car	Form	Name	Member Type	Car Make	Result	Ave	Best
1	1	F2	Chris Groom	2009		16 / 408.07	25.50	21.29
2	4	F2	Steve Leake	2009		16 / 419.43	26.21	21.80
3	6		Peter Wilson	G09A		15 / 415.36	27.69	23.62
4	5		Richard Blissett	G09A		14 / 430.89	30.77	23.16
5	2		Simon Lancaster	G09A		11 / 317.92	28.90	20.71
6	3	F2	Andy Carless	2009		4 / 106.26	26.56	22.15
7	7		Kris Wheeler	G09A		0 / 0.00	0.00	0.00

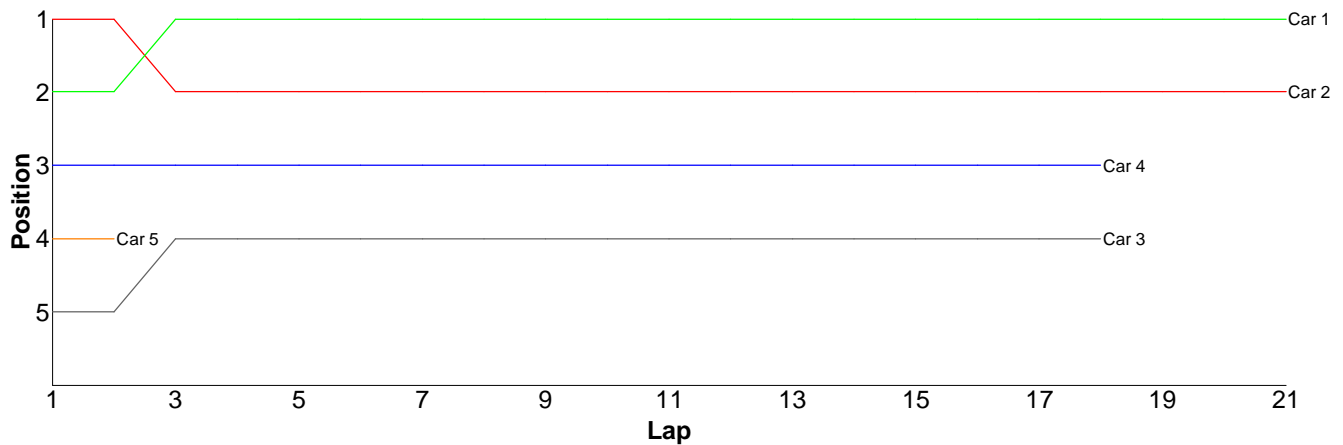
Lap	Car 1	Car 2	Car 3	Car 4	Car 5	Car 6	Car 7
1	35.88	37.23	39.12	39.70	45.79	53.07	
2	27.99	21.52	22.60	27.64	23.16	24.49	
3	21.29	21.94	22.39	26.17	24.93	23.62	
4	21.76	22.03	22.15	22.39	24.93	25.15	
5	23.22	21.29		23.52	25.01	24.23	
6	21.62	21.52		21.81	40.09	24.56	
7	22.01	20.75		22.00	25.17	28.92	
8	33.74	20.71		22.52	35.92	25.04	
9	22.02	61.21		22.77	40.25	24.53	
10	21.59	48.04		22.10	40.84	32.72	
11	41.46	21.68		45.99	23.47	30.54	
12	22.98			26.99	23.30	24.40	
13	22.58			22.10	23.74	24.73	
14	26.51			21.80	34.29	24.21	
15	22.00			22.22		25.15	
16	21.42			29.71			
17							



# 13.5 - B Final

Pos	Car	Form	Name	Member Type	Car Make	Result	Ave	Best
1	1	F2	Craig Murrell (J)	2009	Xray	21 / 373.44	17.78	16.91
2	2	F2	Jose Jimenez	2009	Associated	21 / 388.17	18.48	16.98
3	4	F2	Mick Barnes	2009	Xray	18 / 357.63	19.86	17.28
4	3	F2	Robin Francis	2009	Hot Bodies	18 / 376.68	20.92	18.00
5	5	F2	Scott Stokes	2009	Xray	2 / 52.98	26.49	19.46

Lap	Car 1	Car 2	Car 3	Car 4	Car 5
1	28.02	27.38	35.89	30.58	33.52
2	16.93	17.26	20.00	18.21	19.46
3	17.26	20.80	20.49	17.72	
4	17.30	17.52	20.85	19.50	
5	17.31	17.50	18.31	17.92	
6	17.55	17.84	18.54	17.68	
7	17.21	17.53	18.22	17.84	
8	17.00	16.98	18.94	23.44	
9	17.60	18.76	21.52	17.28	
10	16.96	18.21	20.64	17.33	
11	17.23	17.86	19.95	17.47	
12	17.15	17.60	24.82	18.91	
13	17.38	17.84	20.22	22.43	
14	17.54	17.67	19.85	25.41	
15	17.36	17.91	19.09	21.17	
16	16.91	20.03	18.00	18.28	
17	17.46	17.96	21.83	18.58	
18	17.44	17.53	19.52	17.88	
19	17.40	17.03			
20	17.32	17.95			
21	17.11	19.01			
22					



# 13.5 - A Final

Pos	Car	Form	Name	Member Type	Car Make	Result	Ave	Best
1	1	F1	Scott Hauser	2009	Xray	21 / 343.23	16.34	15.53
2	3	F1	Gary Fuller	2009	Schumacher	21 / 349.72	16.65	15.68
3	4	F2	James Davis	2009	Tamiya	21 / 356.64	16.98	15.99
4	7	F1	Ian Cairns	2009	Schumacher	21 / 356.89	16.99	16.03
5	8	F2	Neil Pilkington	2009	Hot Bodies	20 / 348.06	17.40	16.30
6	2	F1	Jamie Gill	2009	Yokomo	20 / 350.73	17.53	15.80
7	6	F1	Kevin Bissell	2009	Hot Bodies	20 / 354.09	17.70	16.35
8	9	F2	Kyle Fuller (J)	2009	Xray	19 / 358.35	18.86	16.63
=9	5	F2	Trevor Scrase	2009	Xray	0 / 0.00	0.00	0.00
=9	10	F2	Kieran Stokes (J)	2009	Xray	0 / 0.00	0.00	0.00

Lap	Car 1	Car 2	Car 3	Car 4	Car 5	Car 6	Car 7	Car 8	Car 9	Car 10
1	24.07	30.06	25.70	26.40		35.88	27.60	29.31	32.76	
2	15.53	16.20	15.68	16.15		16.72	16.55	16.51	17.89	
3	15.94	16.45	16.00	15.99		17.09	16.69	16.30	16.63	
4	15.86	16.02	15.87	16.27		16.70	16.78	16.77	22.60	
5	15.79	15.89	16.06	16.28		16.99	16.34	16.90	21.41	
6	15.77	15.80	16.21	20.66		17.25	16.12	16.76	18.65	
7	15.85	16.11	16.28	16.33		16.45	17.01	16.43	17.03	
8	15.80	15.93	15.92	16.13		16.35	16.46	16.74	17.34	
9	15.89	16.00	16.17	16.31		17.26	16.40	16.61	18.26	
10	15.70	16.29	16.11	16.19		16.77	16.32	16.65	17.03	
11	15.72	16.12	15.95	16.41		16.40	16.38	16.52	17.37	
12	15.83	18.30	16.26	16.34		16.42	16.54	16.53	19.39	
13	16.20	26.26	17.01	16.28		17.02	17.17	16.73	16.66	
14	16.06	16.37	16.59	16.24		16.65	16.03	17.81	16.85	
15	15.89	16.21	16.34	16.44		16.63	16.42	16.94	18.18	
16	15.87	17.12	16.30	16.31		16.87	16.51	16.95	17.03	
17	16.21	16.46	16.32	16.49		16.69	16.30	16.76	16.97	
18	16.46	16.17	16.00	16.32		16.68	16.23	16.95	19.18	
19	16.03	16.41	16.24	16.22		16.59	16.33	16.71	17.12	
20	16.15	16.56	16.33	16.27		16.68	16.30	17.18		
21	16.61		16.38	16.61			16.41			
22										

