

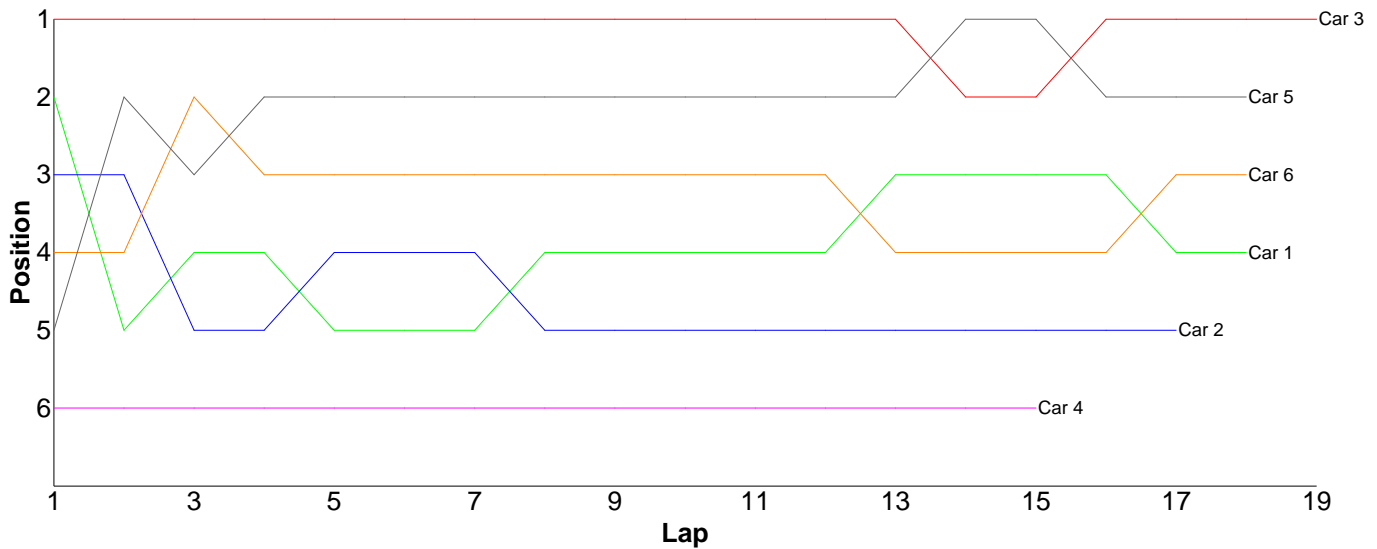
AMCC Summer Series 2009 : Round 1: 5 Apr 09

Race Results

Heat 1 - Round 1 (IC Touring)

Pos	Car	Form	Name	Member Type	Car Make	Result	Ave	Best
1	3	F2	Phillip Pullen	2009	Mugen	19 / 314.79	16.56	15.50
2	5	F2	Andrew Mills	2009	Mugen	18 / 303.56	16.86	15.75
3	6	F2	Stephen Mills	2009	Xray	18 / 308.70	17.15	16.03
4	1	F2	Les Mainwaring	2009	Mugen	18 / 310.61	17.25	16.24
5	2		James Rumble	2009	Xray	17 / 309.76	18.22	15.42
6	4	F2	Colin Taggart	2009	Xray	15 / 311.66	20.77	15.62

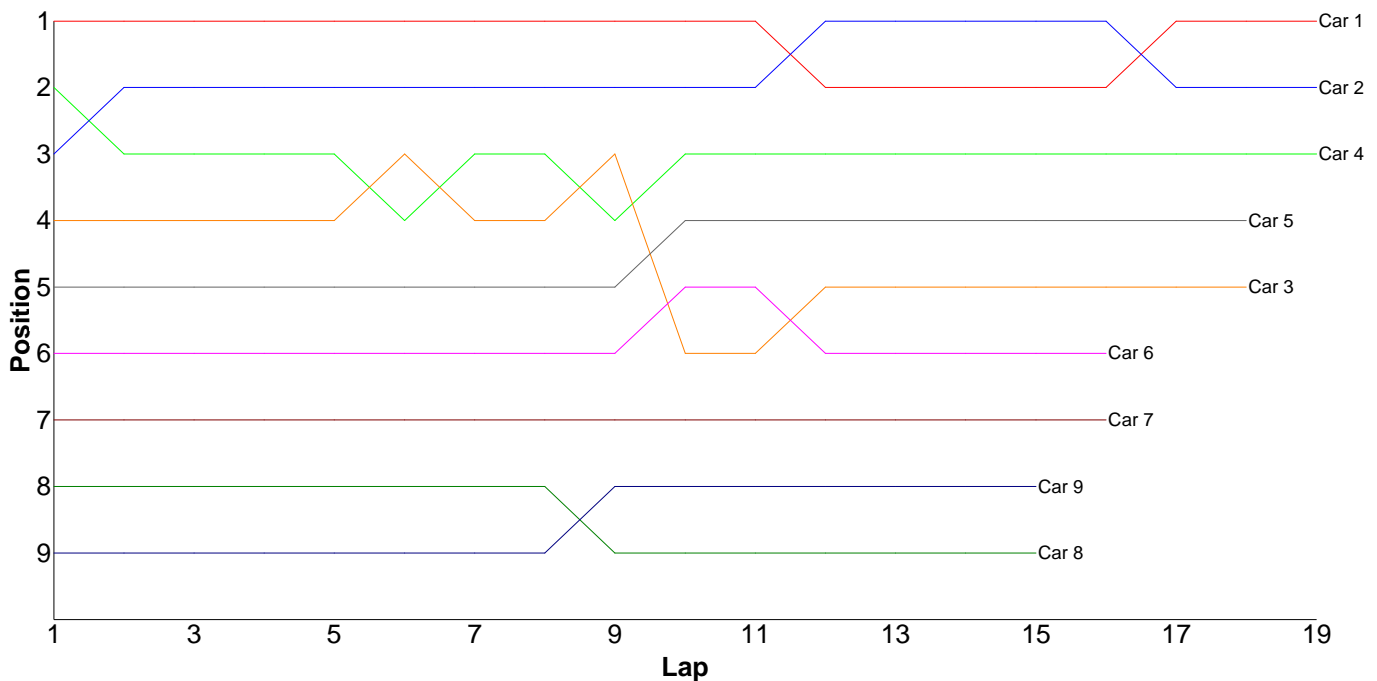
Lap	Car 1	Car 2	Car 3	Car 4	Car 5	Car 6
1	16.64	17.25	16.50	36.98	17.55	17.47
2	18.50	17.06	16.59	23.34	16.62	17.09
3	16.85	20.60	16.77	26.93	17.15	16.71
4	17.22	18.16	16.30	17.29	16.45	16.56
5	21.10	16.87	16.15	16.54	16.33	16.97
6	16.44	16.48	16.83	19.26	16.88	16.91
7	16.41	15.42	15.93	15.79	15.75	17.23
8	16.76	20.17	15.81	16.56	16.64	18.63
9	16.66	17.79	16.79	15.96	16.31	17.34
10	17.47	28.60	15.92	15.93	16.16	16.19
11	16.49	17.13	16.11	30.08	16.18	17.44
12	16.63	16.19	17.94	15.80	16.46	16.93
13	16.88	15.95	16.14	15.62	17.16	19.02
14	16.81	16.71	21.06	20.04	17.06	17.08
15	16.24	16.19	15.99	25.54	16.98	17.12
16	18.50	16.24	15.58		21.09	17.83
17	17.40	22.95	15.50		16.58	16.15
18	17.61		16.46		16.21	16.03
19			16.42			
20						



Heat 2 - Round 1 (Formula GT)

Pos	Car	Form	Name	Member Type	Car Make	Result	Ave	Best
1	1	F3	Tim Webb	2009	Associated	19 / 307.87	16.20	15.62
2	2	F3	Nigel Moss	2009	Calandra	19 / 308.40	16.23	15.66
3	4	F2	Rob Warren	2009	Associated	19 / 315.77	16.61	16.15
4	5	F3	Dave Skelton	2009	Associated	18 / 309.62	17.20	16.33
5	3	F3	Jon Wilkins	2009	Associated	18 / 312.59	17.36	15.87
6	6	F2	Gerald Page	2009	Associated	16 / 294.93	18.43	16.39
7	7	F3	Dave Tims	2009	Tamiya	16 / 313.71	19.60	17.90
8	9	F3	Scott Adderson	2009	HPI	15 / 301.77	20.11	18.36
9	8	F3	Matt Tims	2009	Tamiya	15 / 318.96	21.26	18.47

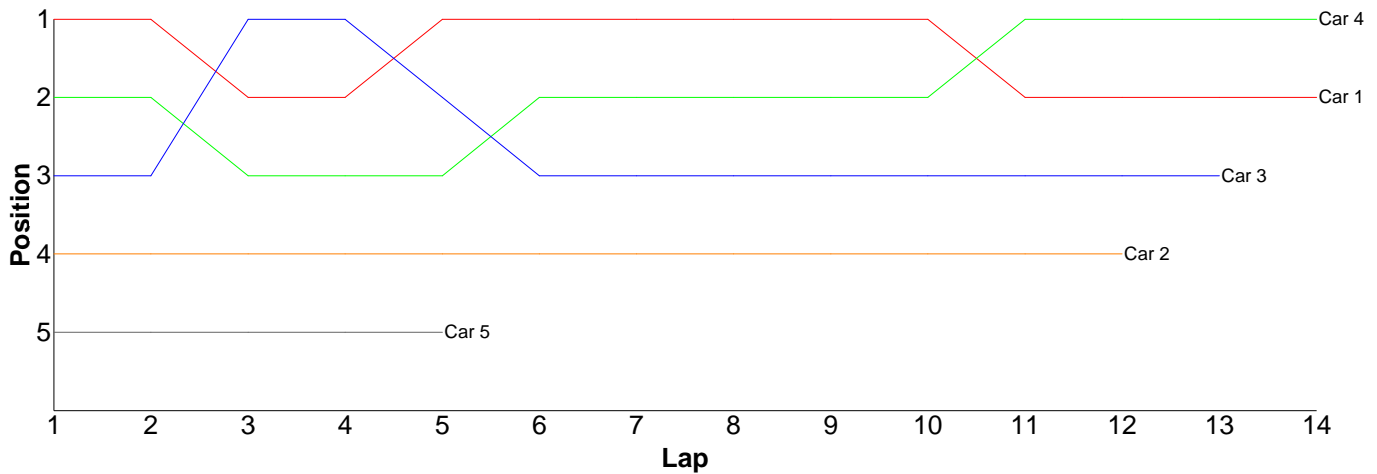
Lap	Car 1	Car 2	Car 3	Car 4	Car 5	Car 6	Car 7	Car 8	Car 9
1	16.13	16.25	16.58	16.24	16.62	17.24	18.08	18.59	23.31
2	15.82	15.74	16.46	16.39	16.95	17.50	19.29	19.64	21.75
3	15.62	15.66	16.23	16.44	16.79	16.57	17.99	24.40	20.19
4	15.97	16.33	16.20	16.36	16.90	17.17	18.78	19.19	19.57
5	15.66	15.99	16.21	16.15	16.33	17.31	18.33	18.77	24.61
6	16.24	15.91	15.87	16.26	16.43	16.45	18.49	18.47	20.76
7	16.01	15.87	17.05	16.44	16.59	16.68	18.25	24.97	19.91
8	15.77	15.86	16.21	16.42	16.99	16.39	18.02	19.13	20.00
9	15.68	15.74	16.98	18.22	17.18	16.94	27.03	27.54	18.69
10	15.93	15.96	25.16	17.05	17.19	18.10	22.80	20.98	19.29
11	16.44	16.09	18.62	16.40	16.70	19.36	19.16	20.81	18.90
12	19.11	17.88	17.60	16.43	22.80	29.23	18.37	19.91	18.58
13	16.67	16.25	17.10	16.41	17.57	17.77	17.90	20.95	18.36
14	16.20	17.21	16.46	16.63	16.50	18.58	21.18	26.45	18.48
15	16.07	16.44	16.69	16.36	16.79	17.85	19.85	19.16	19.37
16	16.30	16.17	16.42	16.56	16.70	21.79	20.19		
17	15.98	16.47	16.38	16.55	17.00				
18	15.94	16.20	20.37	17.25	17.59				
19	16.33	16.38		17.21					
20									



Heat 3 - Round 1 (EP Sport)

Pos	Car	Form	Name	Member Type	Car Make	Result	Ave	Best
1	4	F1	Jack Warren (J)	2009	Xray	14 / 316.75	22.62	21.05
2	1		Bradley Killick (J)	2009	Xray	14 / 322.18	23.01	21.91
3	3	F2	Matthew Mills (J)	2009	Xray	13 / 300.94	23.14	21.35
4	2		Jason Elliot	G09A	Tamiya	12 / 307.07	25.58	22.41
5	5		David Chieng	2009	Tamiya	5 / 161.20	32.24	27.49

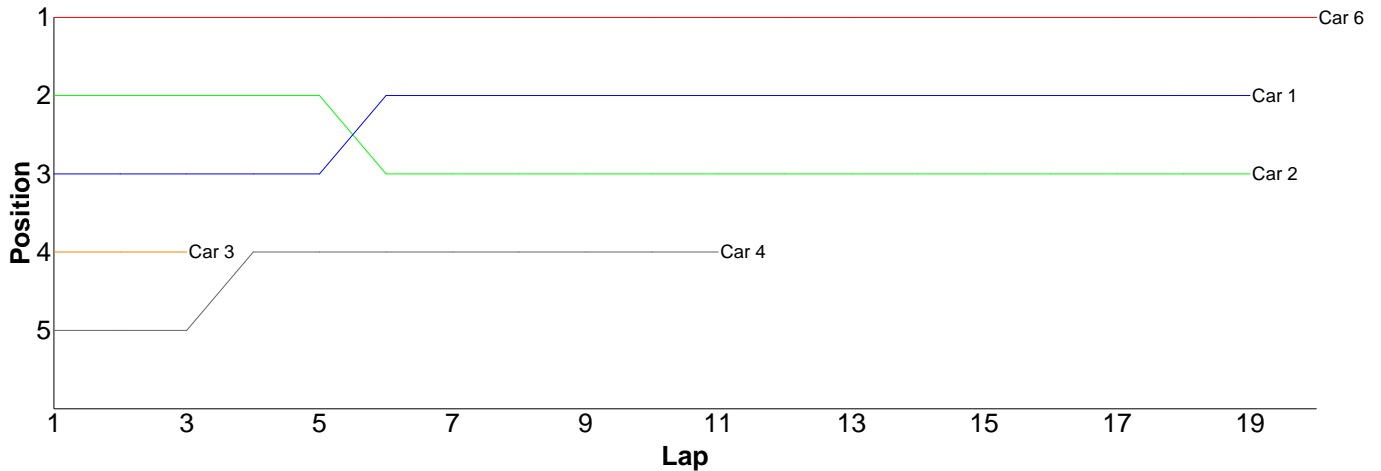
Lap	Car 1	Car 2	Car 3	Car 4	Car 5
1	22.36	26.25	24.02	23.16	36.93
2	22.81	22.41	21.47	22.11	32.26
3	22.99	50.11	22.02	24.09	33.86
4	22.58	22.92	21.35	22.37	30.66
5	22.45	22.54	26.78	24.25	27.49
6	22.49	22.58	22.72	21.80	
7	22.58	23.10	22.27	22.17	
8	21.91	22.84	28.68	22.27	
9	22.36	22.63	21.64	21.61	
10	22.59	25.33	23.22	21.55	
11	22.37	22.79	22.12	21.07	
12	22.53	23.57	21.99	21.05	
13	29.04		22.66	23.83	
14	23.12			25.42	
15					



Heat 4 - Round 1 (10.5 Pro-Stock)

Pos	Car	Form	Name	Member Type	Car Make	Result	Ave	Best
1	6		Sam Martin	2009	Hot Bodies	20 / 310.26	15.51	15.26
2	5		Neil Hunt	2009	Schumacher	19 / 307.12	16.16	0.00
3	2		Les Baldry	G09A	Hot Bodies	19 / 311.04	16.37	15.73
4	4	F2	Stephen Mills	2009	Hot Bodies	11 / 303.54	27.59	17.42
5	3		Chris Graco	2009	Xray	3 / 52.47	17.49	16.78
6	1	F2	Phillip Pullen	2009	HPI	0 / 0.00	0.00	15.64

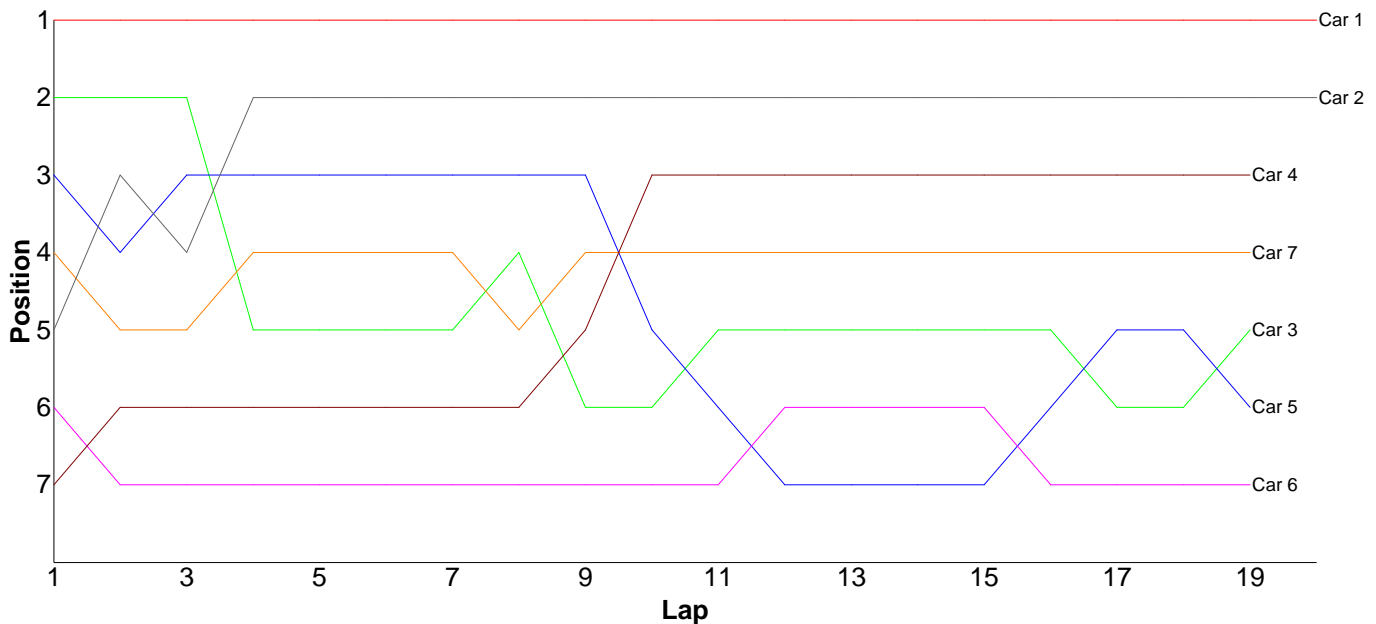
Lap	Car 1	Car 2	Car 3	Car 4	Car 5	Car 6
1	17.25	15.88	17.67	21.57		15.43
2	16.19	16.23	18.02	19.54		15.35
3	15.93	15.79	16.78	114.24		15.49
4	16.35	16.20		19.58		15.89
5	15.98	16.25		17.99		15.54
6	16.53	21.91		20.96		15.87
7	16.66	16.23		18.78		15.69
8	16.13	15.89		17.64		15.59
9	15.88	15.88		17.67		15.65
10	15.96	15.73		17.42		15.42
11	15.64	16.09		18.15		15.68
12	16.08	16.05				15.70
13	16.28	17.18				15.59
14	16.23	16.01				15.37
15	16.10	15.87				15.26
16	15.90	15.87				15.27
17	16.30	15.76				15.36
18	16.02	15.98				15.42
19	15.71	16.24				15.30
20						15.39
21						



Heat 5 - Round 1 (10.5 Pro-Stock)

Pos	Car	Form	Name	Member Type	Car Make	Result	Ave	Best
1	1	F1	Ori Sohachevsky	2009	Schumacher	20 / 302.59	15.12	14.91
2	2	F1	Craig Maher	2009	Xray	20 / 312.15	15.60	15.20
3	4	F1	Brian Killick	2009	Xray	19 / 305.05	16.05	15.34
4	7		Richard Young	G09A	Xray	19 / 306.18	16.11	15.68
5	3	F1	Nick Adams	2009	Tamiya	19 / 308.98	16.26	15.50
6	5	F2	Glen West	2009	Xray	19 / 309.24	16.27	15.33
7	6	F2	Daniel Horton	2009	Hot Bodies	19 / 311.33	16.38	15.70

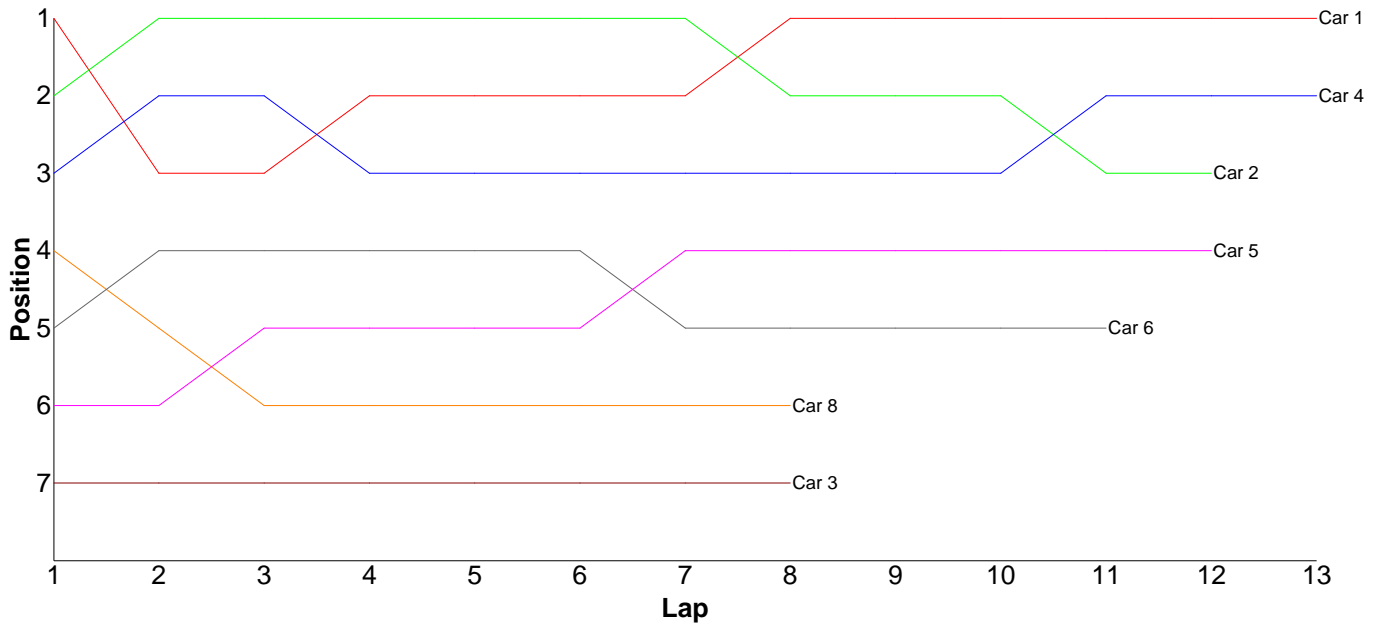
Lap	Car 1	Car 2	Car 3	Car 4	Car 5	Car 6	Car 7
1	15.14	16.30	15.78	16.90	15.88	16.39	16.10
2	16.13	16.36	15.60	19.83	16.89	20.67	17.08
3	15.06	15.82	15.83	16.03	15.47	16.47	16.80
4	15.00	16.25	20.01	16.11	17.51	15.86	16.21
5	15.22	15.73	16.05	15.54	15.75	15.98	16.25
6	15.12	15.62	15.65	15.77	15.35	16.25	16.45
7	15.12	15.52	16.20	15.50	15.38	15.86	15.95
8	15.12	15.43	15.96	15.79	16.02	15.86	16.29
9	15.13	15.51	18.03	16.02	18.79	16.10	16.02
10	15.05	15.32	16.11	15.63	17.34	16.93	16.05
11	15.27	15.42	16.01	15.56	17.29	15.83	15.73
12	14.93	15.48	15.56	15.55	17.42	16.07	15.79
13	15.02	15.40	15.84	15.34	15.55	15.70	16.02
14	14.96	15.41	15.77	16.24	15.53	15.76	16.17
15	15.02	15.37	15.95	15.71	15.58	15.90	15.97
16	14.91	15.51	17.45	16.11	16.14	16.69	15.68
17	15.06	15.57	15.98	15.77	15.60	15.92	15.89
18	15.05	15.20	15.50	15.97	15.33	17.33	15.91
19	15.12	15.35	15.70	15.68	16.42	15.76	15.82
20	15.16	15.58					
21							



Heat 6 - Round 1 (<Bikes>)

Pos	Car	Form	Name	Member Type	Car Make	Result	Ave	Best
1	1	F2	Andy Carless	2009		13 / 309.44	23.80	21.85
2	4	F2	Dave Tims	2009		13 / 322.47	24.80	23.16
3	2	F2	Chris Groom	2009		12 / 302.42	25.20	21.74
4	5	F2	Matt Tims	2009		12 / 314.81	26.23	21.83
5	6		Richard Blissett	G09A		11 / 305.38	27.76	24.53
6	8		Peter Wilson	G09A		8 / 301.24	37.65	26.67
7	3	F2	Scott Adderson	2009		8 / 304.07	38.00	24.22

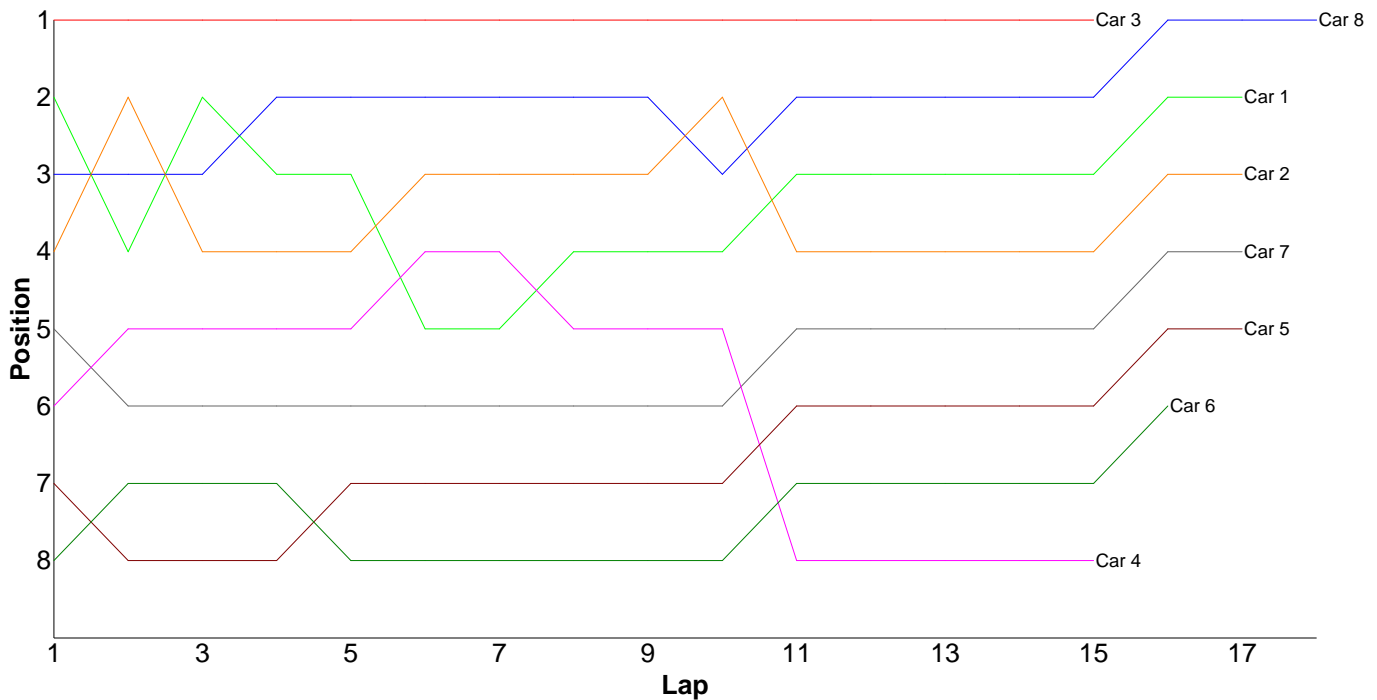
Lap	Car 1	Car 2	Car 3	Car 4	Car 5	Car 6	Car 7	Car 8
1	21.85	22.50	125.80	24.05	54.77	30.28		27.63
2	29.64	21.77	25.35	23.64	23.07	25.23		30.54
3	28.55	22.28	24.51	23.77	26.87	32.34		79.78
4	23.19	30.54	24.22	33.16	22.42	26.25		26.67
5	22.56	23.10	25.98	24.56	22.31	24.53		33.52
6	23.37	21.77	25.04	23.76	21.92	25.01		31.93
7	23.22	21.74	24.80	23.75	21.83	33.31		38.97
8	22.45	33.69	28.37	23.16	22.89	27.91		32.20
9	23.35	25.88		24.77	30.10	26.55		
10	23.02	23.67		23.25	21.98	26.44		
11	22.30	28.45		26.93	23.93	27.53		
12	22.88	27.03		24.10	22.72			
13	23.06			23.57				
14								



Heat 7 - Round 1 (<13.5 / 17.5>)

Pos	Car	Form	Name	Class	Member Type	Car Make	Result	Ave
1	8	F1	Scott Hauser	17.5 Stock	2009	Xray	18 / 315.06	17.50
2	1		James Pilkington	13.5 Stock	2009	Hot Bodies	17 / 303.35	17.84
3	2	F2	Scott Stokes	13.5 Stock	2009	Xray	17 / 307.03	18.06
4	7	F2	Jose Jimemez	13.5 Stock	2009	Associated	17 / 309.28	18.19
5	5	F2	Mick Barnes	13.5 Stock	2009	Xray	17 / 321.08	18.88
6	6		Paul Barnes	13.5 Stock	G09A	Xray	16 / 307.98	19.24
7	3		Dain Gayler	13.5 Stock	G09A	Schumacher	15 / 253.24	16.88
8	4	F2	Robin Francis	13.5 Stock	2009	Hot Bodies	15 / 301.51	20.10

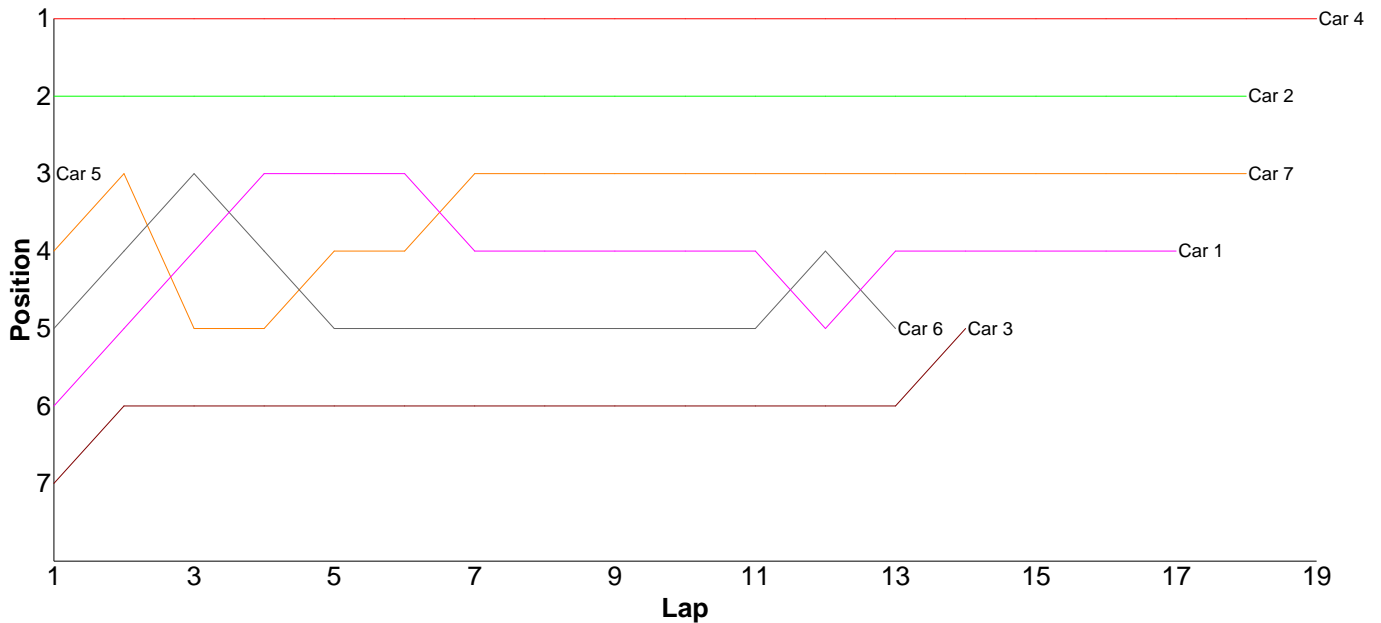
Lap	Car 1	Car 2	Car 3	Car 4	Car 5	Car 6	Car 7	Car 8
1	17.51	17.57	17.16	17.77	19.39	19.73	17.57	17.51
2	17.15	16.83	16.42	18.00	21.35	18.95	18.32	17.04
3	17.21	18.90	16.72	17.82	18.10	17.42	18.45	17.75
4	18.37	17.12	16.16	18.00	18.06	19.72	20.15	17.55
5	17.32	17.53	15.66	21.85	18.58	21.63	20.36	17.59
6	23.41	17.50	19.07	17.15	17.61	16.83	17.54	17.61
7	17.50	17.11	16.64	17.11	18.46	17.72	19.03	17.22
8	17.59	17.73	17.00	18.49	19.76	22.55	18.94	17.59
9	17.59	17.26	16.38	19.36	18.92	19.59	17.42	17.62
10	17.16	17.00	17.16	19.23	18.82	17.96	18.32	17.48
11	17.40	23.69	16.90	37.17	18.64	21.92	17.93	17.42
12	17.42	19.33	17.96	18.08	18.21	17.86	17.20	17.37
13	16.60	17.89	16.90	17.90	18.22	22.12	17.26	17.65
14	18.00	17.84	16.55	17.74	18.28	19.30	17.29	17.44
15	17.84	17.31	16.56	25.84	18.49	17.65	17.76	17.49
16	17.33	17.21			19.10	17.03	18.26	17.65
17	17.95	19.21			21.09		17.48	17.39
18								17.69
19								



Heat 8 - Round 1 (<13.5 / 17.5>)

Pos	Car	Form	Name	Member Type	Car Make	Result	Ave	Best
1	4		Trevor Scrase	2009	Xray	19 / 316.04	16.63	16.00
2	2		Peter Harridence	G09A	Schumacher	18 / 305.27	16.95	16.09
3	7	F2	Kyle Fuller (J)	2009	Xray	18 / 316.02	17.55	16.70
4	1	F2	Neil Pilkington	2009	Hot Bodies	17 / 309.38	18.19	16.90
5	3		Jack Gayler (J)	G09A	Schumacher	14 / 312.14	22.29	16.19
6	6	F2	Craig Murrell (J)	2009	Xray	13 / 242.62	18.66	16.74
7	5	F2	Kieran Stokes (J)	2009	Xray	1 / 17.32	17.32	17.32

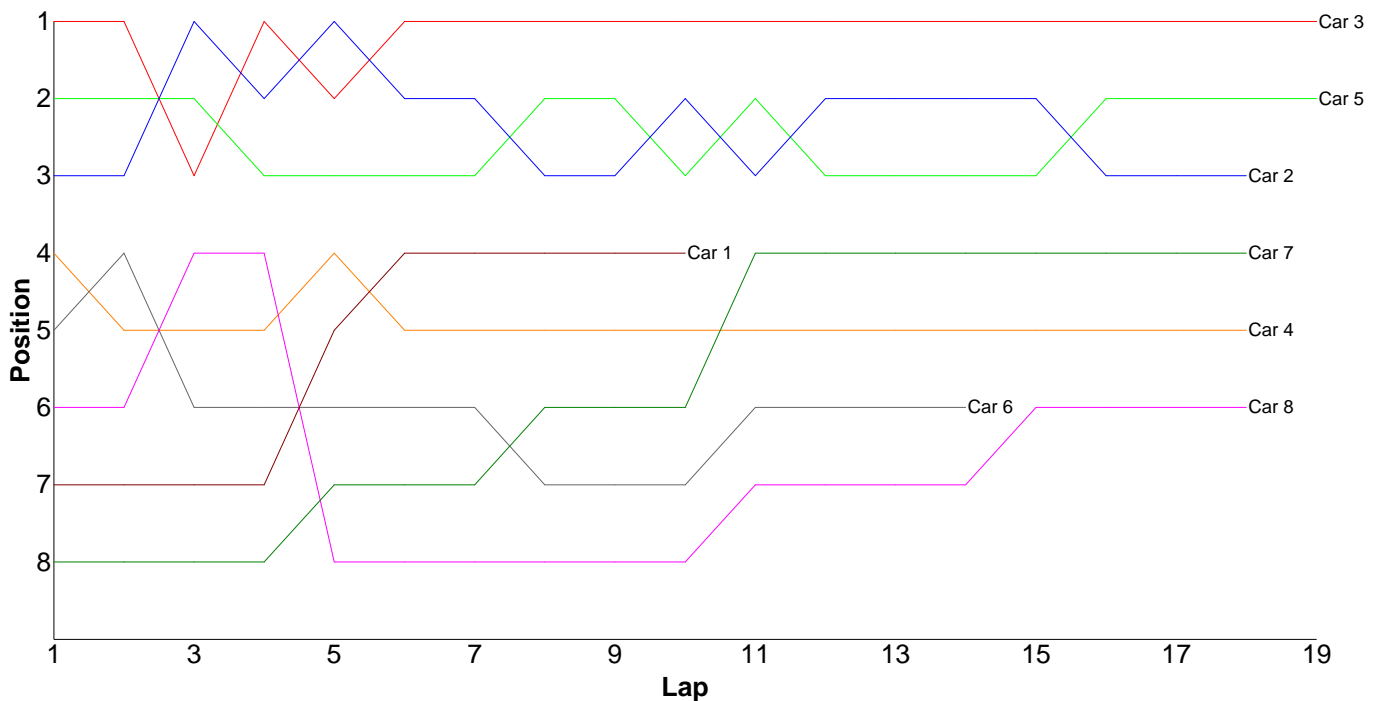
Lap	Car 1	Car 2	Car 3	Car 4	Car 5	Car 6	Car 7
1	19.51	16.83	90.68	16.08	17.32	17.95	17.74
2	18.42	16.26	18.14	16.00		17.57	17.41
3	17.36	16.18	17.57	16.24		16.74	23.37
4	17.76	16.09	17.07	16.14		21.97	16.86
5	18.38	16.31	16.83	16.41		22.88	16.72
6	17.38	16.70	16.54	16.34		18.00	16.85
7	17.96	16.52	17.47	17.49		16.99	17.56
8	17.60	16.58	17.50	16.28		16.77	16.80
9	18.50	18.12	17.25	17.75		17.17	16.70
10	19.85	16.96	16.78	16.46		21.42	16.85
11	22.05	16.81	16.82	16.17		17.91	16.91
12	18.66	19.40	16.47	16.43		17.06	17.79
13	17.70	17.70	16.19	16.44		20.19	17.57
14	17.12	17.43	16.83	16.32			17.10
15	17.10	16.45		18.61			17.06
16	17.13	16.88		16.86			17.63
17	16.90	16.95		16.32			16.90
18		17.10		16.49			18.20
19				17.21			
20							



Heat 9 - Round 1 (<13.5 / 17.5>)

Pos	Car	Form	Name	Member Type	Car Make	Result	Ave	Best
1	3	F1	Scott Hauser	2009	Xray	19 / 306.26	16.11	15.66
2	5	F1	Ian Cairns	2009	Schumacher	19 / 315.57	16.60	16.27
3	2	F1	Remo Casadei	2009	Schumacher	18 / 300.81	16.71	15.85
4	7	F1	Kevin Bissell	2009	Hot Bodies	18 / 308.29	17.12	16.22
5	4	F1	Gary Fuller	2009	Schumacher	18 / 313.78	17.43	16.80
6	8	F2	James Davis	2009	Tamiya	18 / 315.04	17.50	16.72
7	6		Jordan Barnes (J)	G09A	Schumacher	14 / 246.03	17.57	16.56
8	1	F1	Joe Jenyavanija	2009	Tamiya	10 / 167.22	16.72	15.85

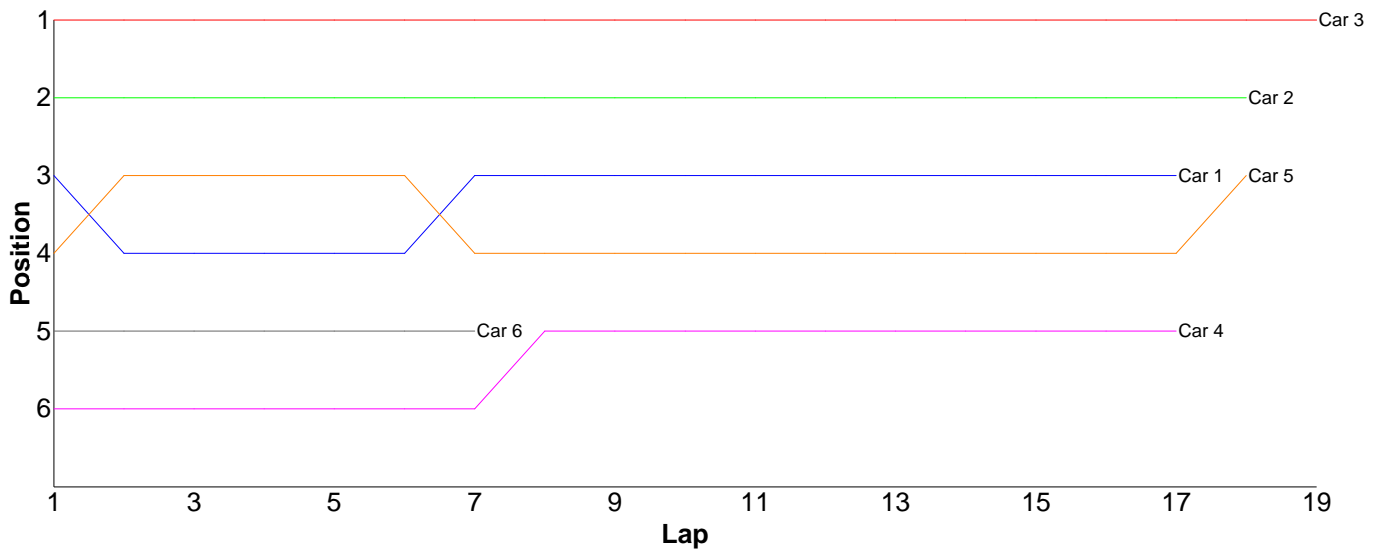
Lap	Car 1	Car 2	Car 3	Car 4	Car 5	Car 6	Car 7	Car 8
1	19.18	16.45	15.92	16.80	16.31	16.81	21.33	17.15
2	18.49	16.48	15.74	18.19	16.54	17.44	18.30	18.10
3	15.93	16.18	17.79	17.33	16.32	18.09	17.18	16.90
4	16.22	16.21	15.69	16.97	16.49	17.43	16.60	16.96
5	16.59	15.85	16.08	16.87	16.56	17.17	16.22	22.96
6	15.85	16.56	15.93	17.00	16.89	17.93	17.03	17.10
7	16.03	16.56	16.34	17.26	16.47	17.74	16.73	17.35
8	16.46	18.20	16.05	17.42	16.45	20.10	16.67	17.27
9	16.11	16.66	16.10	17.20	16.27	17.19	16.94	19.57
10	16.36	16.18	15.86	17.50	17.23	17.23	16.33	16.78
11		16.95	15.66	17.65	16.62	17.71	16.38	16.91
12		16.19	15.96	17.27	16.58	17.04	16.56	16.81
13		16.42	16.15	17.56	16.78	16.56	16.68	16.73
14		16.24	15.82	17.29	16.61	17.59	16.64	16.88
15		16.55	15.97	17.30	16.60		16.84	17.05
16		19.80	15.98	18.13	16.98		16.70	16.72
17		17.03	16.25	17.94	16.53		18.41	16.81
18		16.30	16.96	18.10	16.64		16.75	16.99
19			16.01		16.70			
20								



Heat 1 - Round 2 (IC Touring)

Pos	Car	Form	Name	Member Type	Car Make	Result	Ave	Best
1	3	F2	Phillip Pullen	2009	Mugen	19 / 301.64	15.87	15.04
2	2		James Rumble	2009	Xray	18 / 301.14	16.73	15.69
3	5	F2	Andrew Mills	2009	Mugen	18 / 312.49	17.36	15.88
4	1	F2	Les Mainwaring	2009	Mugen	17 / 293.27	17.25	15.90
5	4	F2	Colin Taggart	2009	Xray	17 / 312.21	18.36	14.82
6	6	F2	Stephen Mills	2009	Xray	7 / 142.63	20.37	16.89

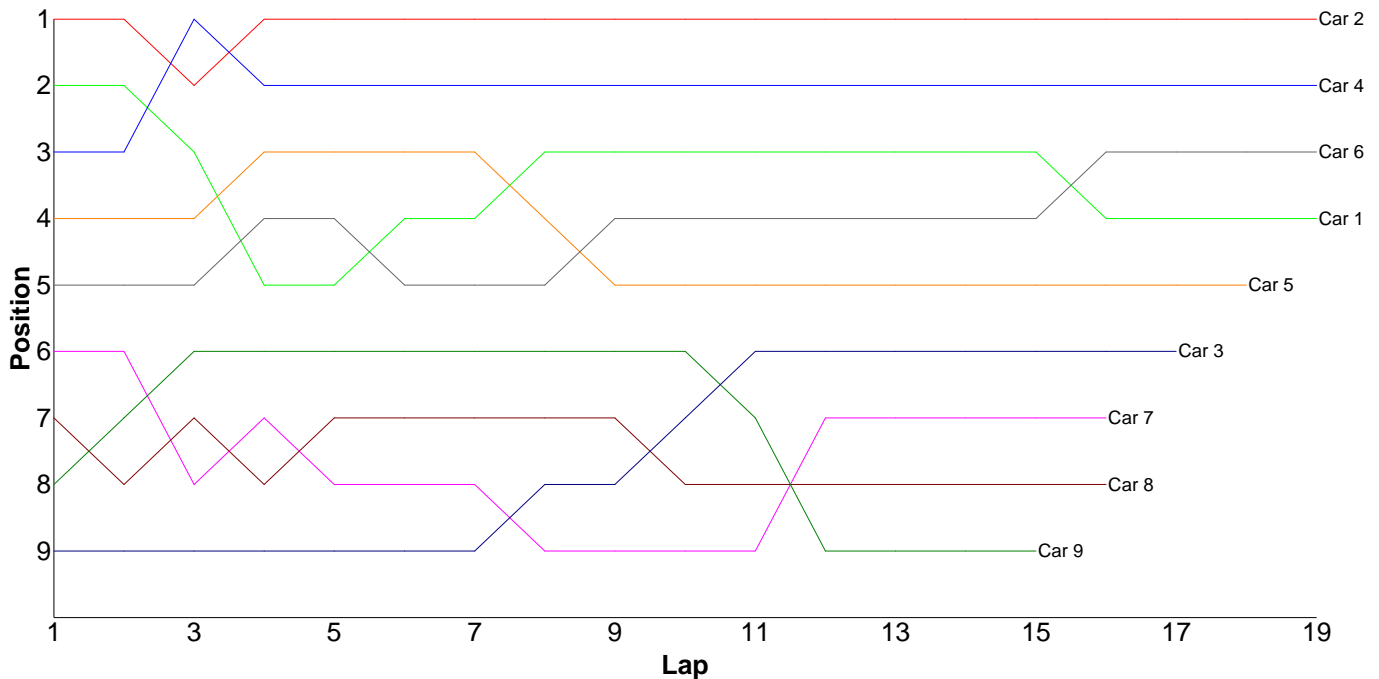
Lap	Car 1	Car 2	Car 3	Car 4	Car 5	Car 6
1	17.07	16.43	16.33	48.41	17.13	18.08
2	18.34	17.76	16.08	16.91	17.35	18.50
3	18.75	16.43	16.10	15.47	18.42	23.40
4	16.13	16.03	15.25	15.60	16.37	16.89
5	16.65	16.12	15.81	17.69	17.07	19.32
6	17.79	16.96	18.15	21.82	17.04	26.86
7	17.01	18.70	15.67	18.27	22.52	19.58
8	15.99	16.34	16.61	15.69	16.17	
9	16.56	15.88	15.63	15.29	22.00	
10	16.53	17.06	16.30	14.87	16.30	
11	16.41	16.25	15.11	18.93	16.07	
12	16.16	15.69	15.23	16.66	15.88	
13	17.37	18.31	16.28	15.08	16.11	
14	23.61	16.47	15.78	15.13	16.36	
15	16.82	16.65	15.77	15.77	18.36	
16	15.90	16.22	15.43	14.82	16.11	
17	16.18	16.19	15.17	15.80	16.76	
18		17.65	15.04		16.47	
19			15.90			
20						



Heat 2 - Round 2 (Formula GT)

Pos	Car	Form	Name	Member Type	Car Make	Result	Ave	Best
1	2	F3	Nigel Moss	2009	Calandra	19 / 306.90	16.15	15.85
2	4	F2	Rob Warren	2009	Associated	19 / 313.88	16.52	15.84
3	6	F2	Gerald Page	2009	Associated	19 / 315.08	16.58	16.11
4	1	F3	Tim Webb	2009	Associated	19 / 315.53	16.60	15.92
5	5	F3	Dave Skelton	2009	Associated	18 / 304.31	16.90	16.25
6	3	F3	Jon Wilkins	2009	Associated	17 / 313.43	18.43	16.46
7	7	F3	Dave Tims	2009	Tamiya	16 / 308.33	19.27	17.75
8	8	F3	Matt Tims	2009	Tamiya	16 / 318.75	19.92	17.66
9	9	F3	Scott Adderson	2009	HPI	15 / 303.20	20.21	17.71

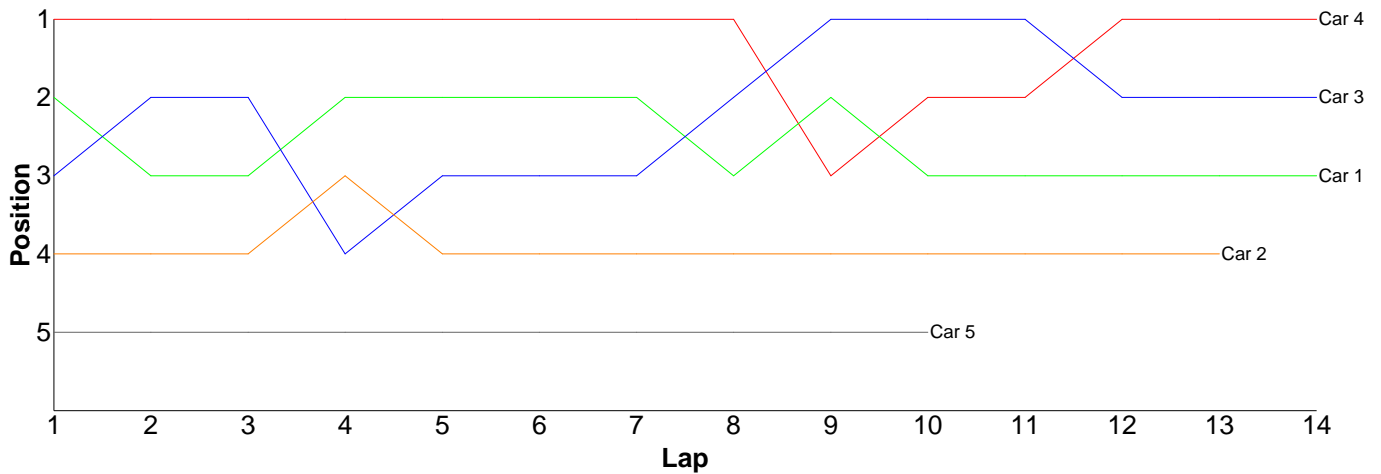
Lap	Car 1	Car 2	Car 3	Car 4	Car 5	Car 6	Car 7	Car 8	Car 9
1	16.02	15.94	24.60	16.20	16.59	16.83	18.27	18.57	18.61
2	16.02	15.99	28.81	15.90	16.52	16.66	18.20	18.18	18.07
3	17.24	16.15	19.23	15.85	16.25	18.17	18.13	17.66	17.71
4	18.85	16.04	16.78	16.59	16.78	16.15	18.21	20.31	18.15
5	15.92	16.01	16.47	16.12	16.56	16.11	27.94	18.28	18.84
6	15.97	16.45	16.67	16.41	16.52	16.83	20.17	23.88	19.22
7	16.02	16.23	18.60	16.38	16.77	16.38	17.97	18.41	18.53
8	16.27	15.88	18.07	15.84	17.24	16.39	20.99	19.32	20.82
9	16.42	15.99	17.62	15.84	16.84	16.54	18.28	21.88	19.22
10	16.73	17.08	17.44	16.72	16.52	16.12	18.21	19.62	22.44
11	16.69	15.85	17.46	16.94	16.82	16.13	19.56	18.46	22.10
12	16.28	16.09	16.46	16.59	16.59	16.34	20.61	22.13	23.28
13	16.52	16.06	16.91	16.08	19.80	16.73	18.27	19.82	22.52
14	16.41	16.14	17.68	16.21	17.14	16.42	17.75	19.24	21.96
15	16.38	16.35	16.95	16.23	17.04	16.44	17.88	18.36	21.73
16	18.16	16.10	16.79	20.64	16.80	16.64	17.89	24.63	
17	16.31	16.07	16.89	16.14	16.58	16.45			
18	16.89	16.41		16.73	16.95	16.38			
19	16.43	16.07		16.47		17.37			
20									



Heat 3 - Round 2 (EP Sport)

Pos	Car	Form	Name	Member Type	Car Make	Result	Ave	Best
1	4	F1	Jack Warren (J)	2009	Xray	14 / 308.84	22.06	20.32
2	3	F2	Matthew Mills (J)	2009	Xray	14 / 311.01	22.21	21.15
3	1		Bradley Killick (J)	2009	Xray	14 / 317.77	22.69	21.50
4	2		Jason Elliot	G09A	Tamiya	13 / 327.34	25.18	20.87
5	5		David Chieng	2009	Tamiya	10 / 302.16	30.21	25.57

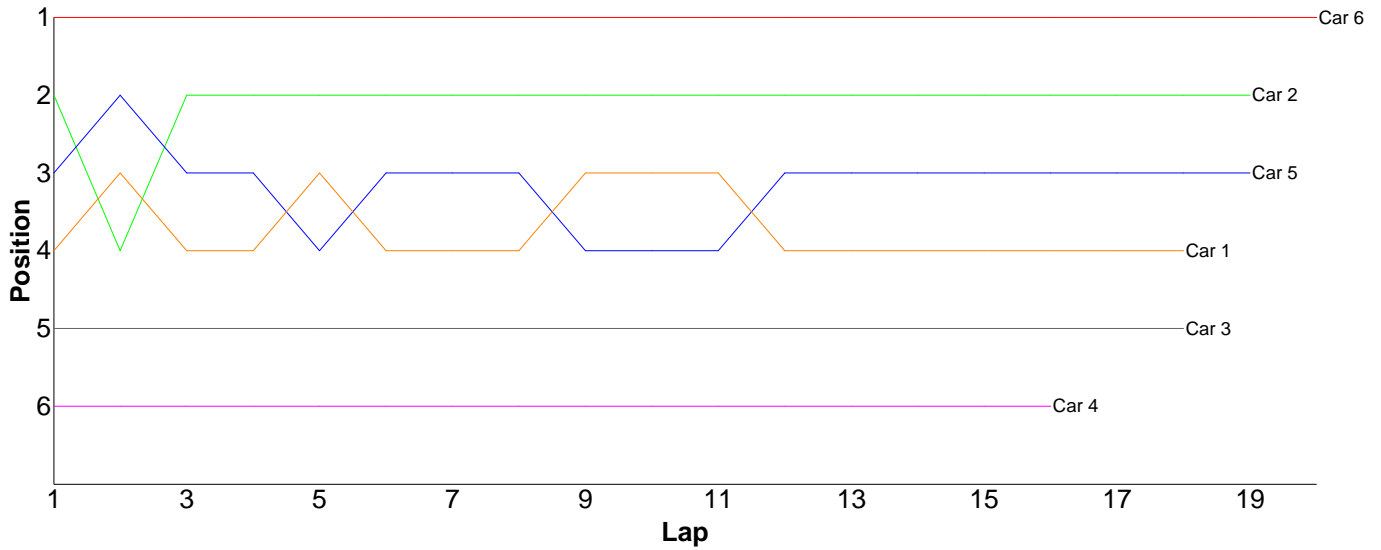
Lap	Car 1	Car 2	Car 3	Car 4	Car 5
1	22.11	22.48	22.15	21.70	29.65
2	23.29	24.25	21.92	20.78	27.71
3	22.27	21.41	22.71	21.58	33.77
4	21.50	21.86	26.62	21.37	30.83
5	22.62	27.42	21.15	21.27	26.89
6	23.53	22.37	22.97	21.70	26.59
7	22.72	22.75	21.24	20.97	32.69
8	23.08	20.87	21.26	27.09	35.77
9	22.96	22.18	21.67	28.16	32.69
10	23.59	24.37	21.82	20.48	25.57
11	21.83	33.00	22.14	21.32	
12	22.56	27.19	21.62	20.78	
13	22.71	37.19	21.82	21.32	
14	23.00		21.92	20.32	
15					



Heat 4 - Round 2 (10.5 Pro-Stock)

Pos	Car	Form	Name	Member Type	Car Make	Result	Ave	Best
1	6		Sam Martin	2009	Hot Bodies	20 / 308.89	15.44	14.95
2	2		Les Baldry	G09A	Hot Bodies	19 / 306.60	16.13	15.47
3	5		Neil Hunt	2009	Schumacher	19 / 315.34	16.59	15.73
4	1	F2	Phillip Pullen	2009	HPI	18 / 302.08	16.78	16.03
5	3		Chris Graco	2009	Xray	18 / 312.90	17.38	16.43
6	4	F2	Stephen Mills	2009	Hot Bodies	16 / 306.09	19.13	16.81

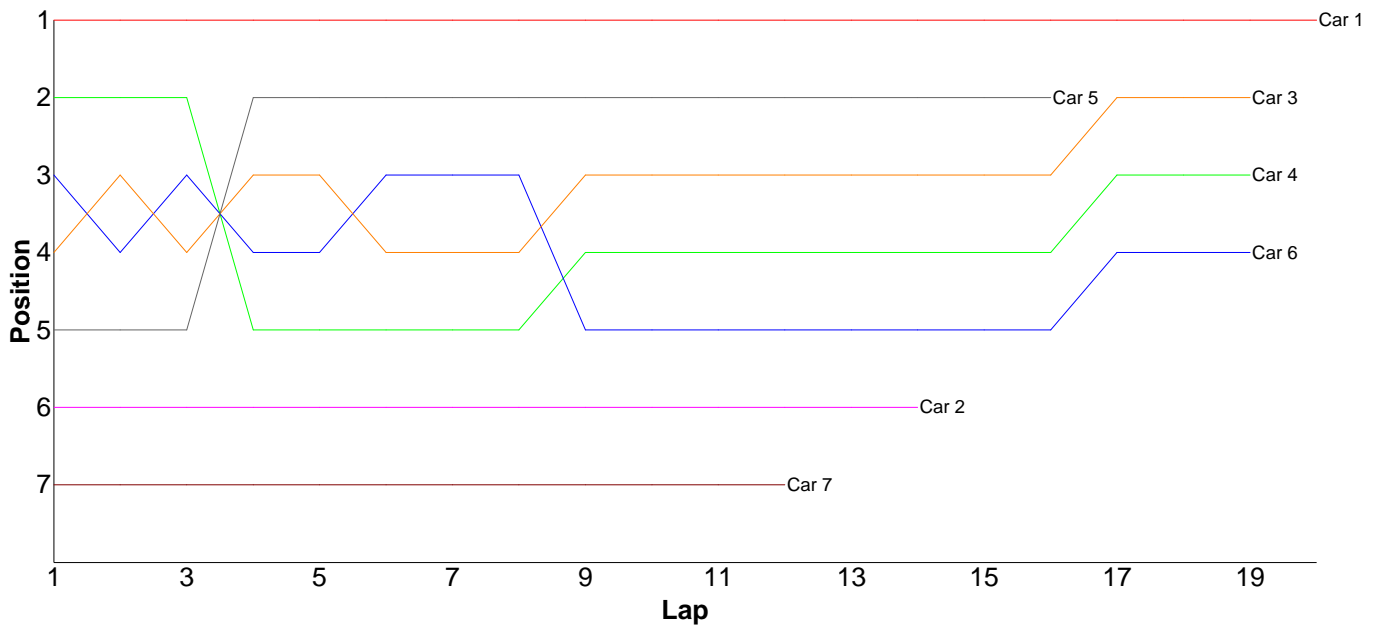
Lap	Car 1	Car 2	Car 3	Car 4	Car 5	Car 6
1	17.07	15.47	17.37	22.10	16.25	14.95
2	16.54	18.31	17.03	19.32	16.62	15.60
3	16.78	15.60	18.38	18.75	16.68	15.62
4	16.59	15.83	17.16	17.86	16.10	15.25
5	16.29	16.77	16.73	17.14	17.82	15.54
6	16.29	16.02	17.16	16.81	15.83	15.15
7	16.63	16.09	16.69	18.22	16.31	15.36
8	16.32	15.75	16.66	31.30	16.77	15.80
9	17.06	15.58	24.34	17.28	23.22	15.36
10	20.27	15.66	16.88	17.16	15.78	15.94
11	17.31	18.03	16.91	20.40	15.92	15.44
12	16.45	15.97	17.23	19.45	16.23	15.23
13	16.43	15.90	16.56	17.47	15.97	15.63
14	16.03	16.32	16.65	16.82	16.03	15.68
15	16.55	15.68	16.71	17.11	15.73	15.42
16	16.63	15.75	16.43	18.90	15.99	15.50
17	16.38	15.50	16.75		15.95	15.34
18	16.46	15.99	17.26		16.21	15.44
19		16.38			15.93	15.33
20						15.31
21						



Heat 5 - Round 2 (10.5 Pro-Stock)

Pos	Car	Form	Name	Member Type	Car Make	Result	Ave	Best
1	1	F1	Ori Sohachevsky	2009	Schumacher	20 / 301.81	15.09	14.78
2	3	F1	Nick Adams	2009	Tamiya	19 / 306.17	16.11	15.20
3	4	F1	Brian Killick	2009	Xray	19 / 310.88	16.36	15.22
4	6	F2	Daniel Horton	2009	Hot Bodies	19 / 314.98	16.57	15.47
5	5	F2	Glen West	2009	Xray	16 / 259.26	16.20	15.40
6	2	F1	Craig Maher	2009	Xray	14 / 309.53	22.10	15.07
7	7		Richard Young	G09A	Xray	12 / 310.41	25.86	16.04

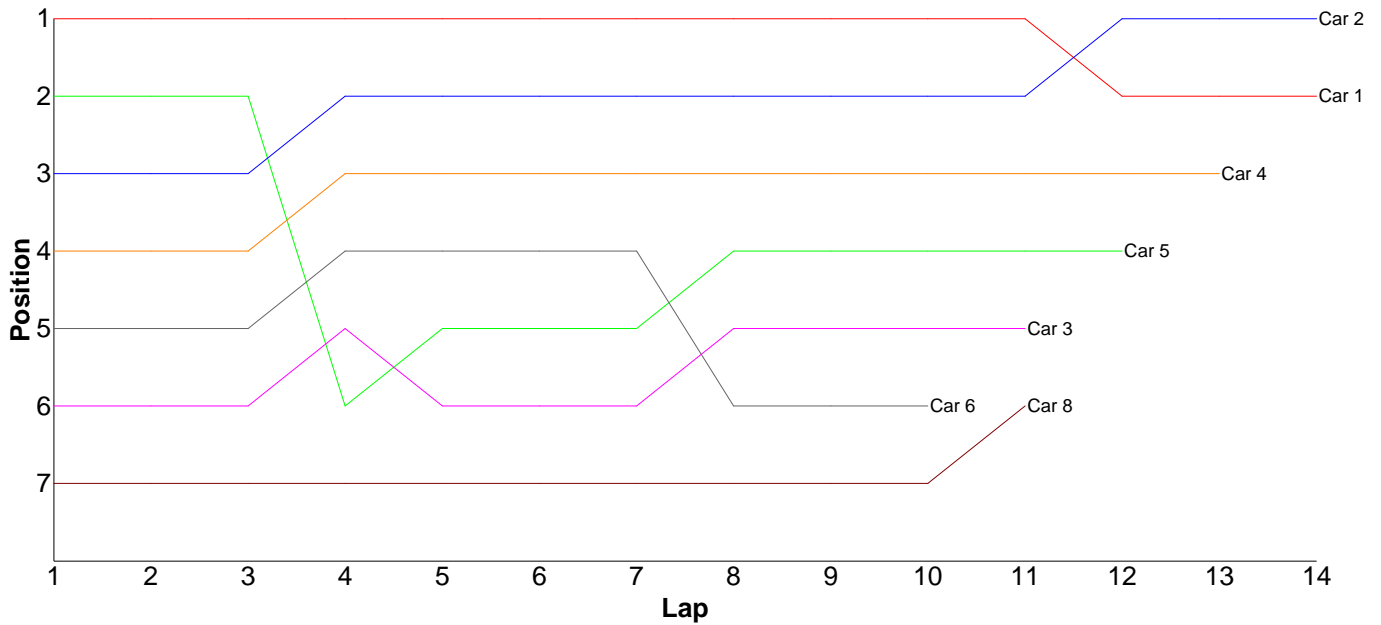
Lap	Car 1	Car 2	Car 3	Car 4	Car 5	Car 6	Car 7
1	14.90	108.09	16.63	15.22	17.04	15.91	129.23
2	14.83	15.50	15.57	15.24	17.36	16.36	16.52
3	14.78	15.71	17.62	17.88	15.98	16.12	16.68
4	14.89	15.65	16.70	22.03	15.57	18.13	16.10
5	14.91	15.07	15.51	15.74	15.69	16.01	16.20
6	15.18	15.33	20.49	18.00	16.95	16.60	17.31
7	15.56	15.14	16.67	15.91	15.85	16.16	16.92
8	15.34	16.29	15.65	15.73	15.97	15.86	16.55
9	15.05	15.65	15.43	15.47	16.05	24.06	16.62
10	15.05	15.63	15.20	15.90	15.68	16.34	16.13
11	15.01	15.21	15.50	15.59	16.51	15.90	16.04
12	15.07	15.26	15.98	17.47	16.51	15.71	16.11
13	15.09	15.63	15.41	15.76	15.40	16.58	
14	15.01	15.37	16.09	15.69	15.84	15.47	
15	15.19		15.46	15.99	16.01	16.00	
16	14.98		15.69	15.92	16.85	16.14	
17	15.02		15.56	15.85		15.69	
18	15.17		15.45	15.86		15.91	
19	15.45		15.56	15.63		16.03	
20	15.33						
21							



Heat 6 - Round 2 (<Bikes>)

Pos	Car	Form	Name	Member Type	Car Make	Result	Ave	Best
1	2	F2	Chris Groom	2009		14 / 314.42	22.45	21.45
2	1	F2	Andy Carless	2009		14 / 321.84	22.98	21.86
3	4	F2	Dave Tims	2009		13 / 316.63	24.35	22.78
4	5	F2	Matt Tims	2009		12 / 317.99	26.49	22.12
5	3	F2	Scott Adderson	2009		11 / 316.37	28.76	23.40
6	8		Peter Wilson	G09A		11 / 325.59	29.59	25.02
7	6		Richard Blissett	G09A		10 / 293.28	29.32	24.83

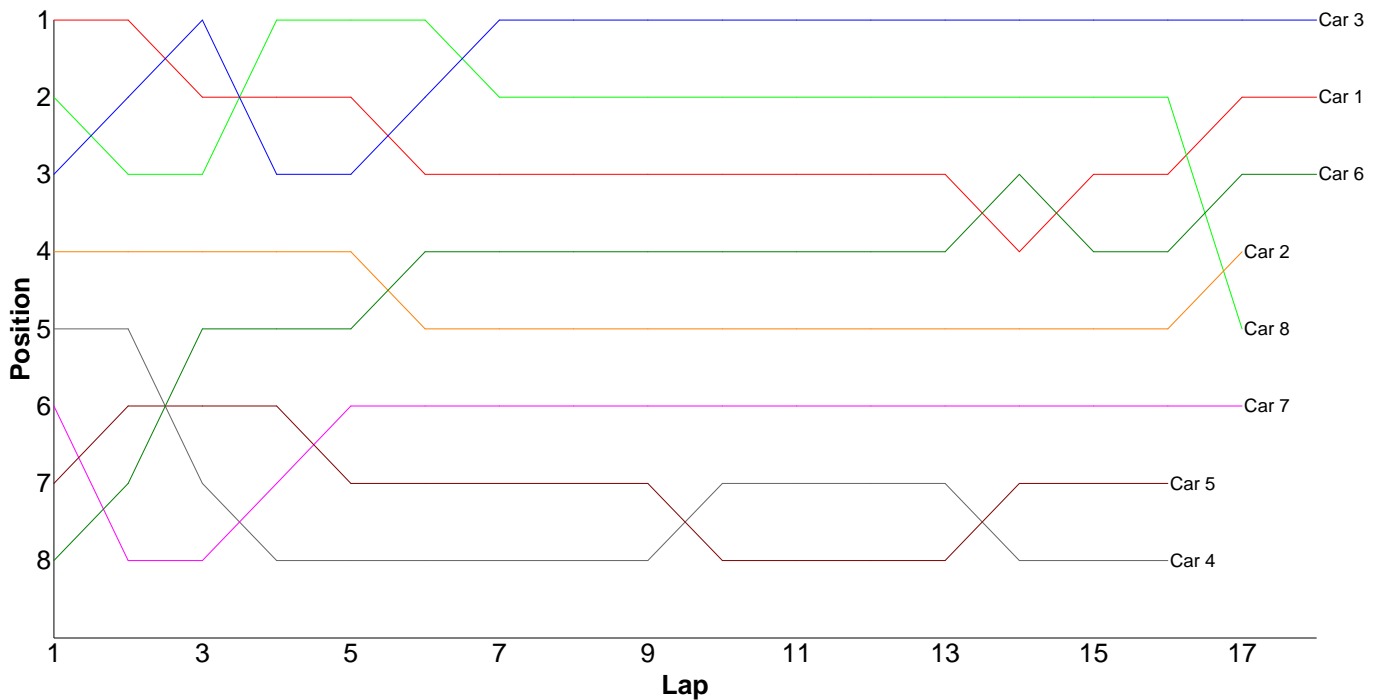
Lap	Car 1	Car 2	Car 3	Car 4	Car 5	Car 6	Car 7	Car 8
1	22.60	23.73	33.39	24.42	23.69	26.75		45.01
2	21.86	23.10	25.65	22.78	22.81	30.00		28.02
3	22.67	22.37	23.81	24.03	22.12	25.18		25.86
4	22.23	22.00	25.46	23.85	41.89	26.18		25.02
5	22.58	23.61	31.06	23.65	24.81	25.08		27.29
6	22.50	21.45	38.13	23.48	26.52	25.06		29.84
7	22.33	21.53	26.68	23.98	23.88	25.36		25.62
8	23.09	22.50	24.15	22.86	27.60	53.41		32.50
9	22.69	23.90	23.40	24.97	23.12	24.83		26.19
10	22.82	22.05	39.47	23.71	23.37	31.43		32.79
11	22.45	21.61	25.17	24.41	26.30			27.45
12	24.41	21.89		24.05	31.88			
13	23.53	22.14		30.44				
14	26.08	22.54						
15								



Heat 7 - Round 2 (<13.5 / 17.5>)

Pos	Car	Form	Name	Class	Member Type	Car Make	Result	Ave
1	3		Dain Gayler	13.5 Stock	G09A	Schumacher	18 / 306.08	17.00
2	1		James Pilkington	13.5 Stock	2009	Hot Bodies	18 / 314.24	17.45
3	6		Paul Barnes	13.5 Stock	G09A	Xray	18 / 316.05	17.55
4	2	F2	Scott Stokes	13.5 Stock	2009	Xray	17 / 301.43	17.73
5	8	F1	Scott Hauser	17.5 Stock	2009	Xray	17 / 301.44	17.73
6	7	F2	Jose Jimenez	13.5 Stock	2009	Associated	17 / 307.07	18.06
7	5	F2	Mick Barnes	13.5 Stock	2009	Xray	16 / 302.27	18.89
8	4	F2	Robin Francis	13.5 Stock	2009	Hot Bodies	16 / 309.78	19.36

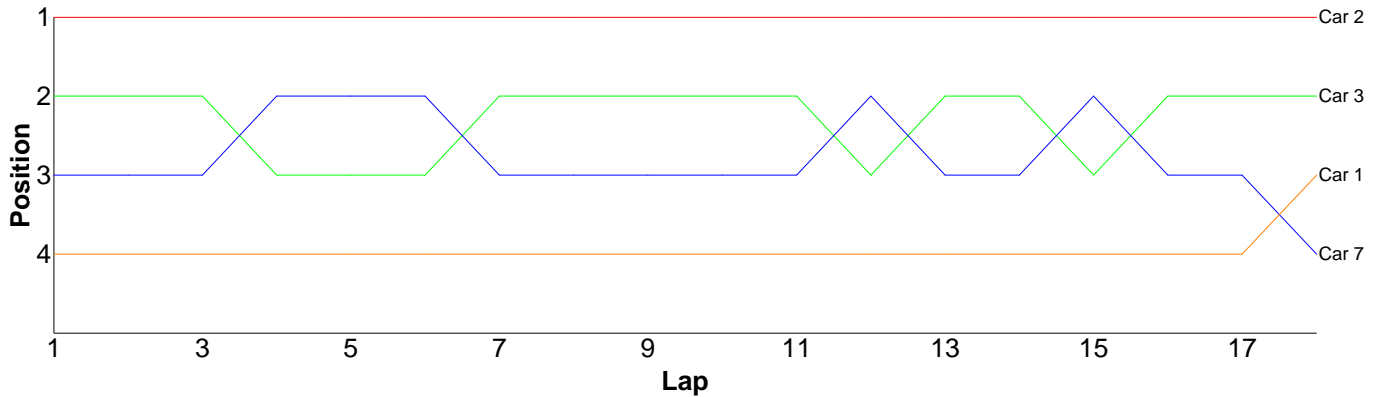
Lap	Car 1	Car 2	Car 3	Car 4	Car 5	Car 6	Car 7	Car 8
1	17.06	18.25	17.92	19.21	19.65	20.21	19.21	17.62
2	17.54	18.01	16.73	17.29	18.20	17.94	20.78	17.24
3	17.15	18.89	16.46	23.21	19.47	18.65	19.83	17.26
4	18.57	18.05	20.54	18.40	19.88	17.36	17.75	17.45
5	17.50	17.56	16.36	21.27	18.95	17.05	16.93	17.41
6	17.57	19.33	16.65	18.06	18.81	17.12	19.38	17.38
7	17.26	17.53	16.11	17.53	17.50	16.80	17.61	17.56
8	17.30	17.60	16.23	18.11	18.32	16.84	17.77	17.37
9	17.51	16.98	15.84	17.89	17.38	17.33	17.28	17.43
10	17.62	17.30	16.43	17.78	22.06	17.00	17.68	17.23
11	17.81	17.09	16.25	17.83	18.15	17.80	17.62	17.49
12	17.11	17.20	16.76	20.43	20.40	16.94	17.25	17.22
13	18.07	17.53	16.82	18.36	19.41	17.15	17.97	17.32
14	16.99	17.66	16.77	23.15	18.14	16.65	17.77	17.34
15	17.06	17.44	19.86	18.55	17.59	17.54	17.23	17.47
16	16.95	17.29	16.43	22.71	18.36	17.26	17.41	17.41
17	16.88	17.72	17.28			19.27	17.60	23.24
18	18.29		16.64			17.14		
19								



Heat 8 - Round 2 (<13.5 / 17.5>)

Pos	Car	Form	Name	Member Type	Car Make	Result	Ave	Best
1	2		Peter Harridence	G09A	Schumacher	18 / 300.65	16.70	15.88
2	3		Jack Gayler (J)	G09A	Schumacher	18 / 303.61	16.86	16.29
3	1	F2	Neil Pilkington	2009	Hot Bodies	18 / 309.88	17.21	16.78
4	7	F2	Kyle Fuller (J)	2009	Xray	18 / 312.42	17.35	16.46
=5	4		Trevor Scrase	2009	Xray	0 / 0.00	0.00	0.00
=5	5	F2	Kieran Stokes (J)	2009	Xray	0 / 0.00	0.00	0.00
=5	6	F2	Craig Murrell (J)	2009	Xray	0 / 0.00	0.00	0.00

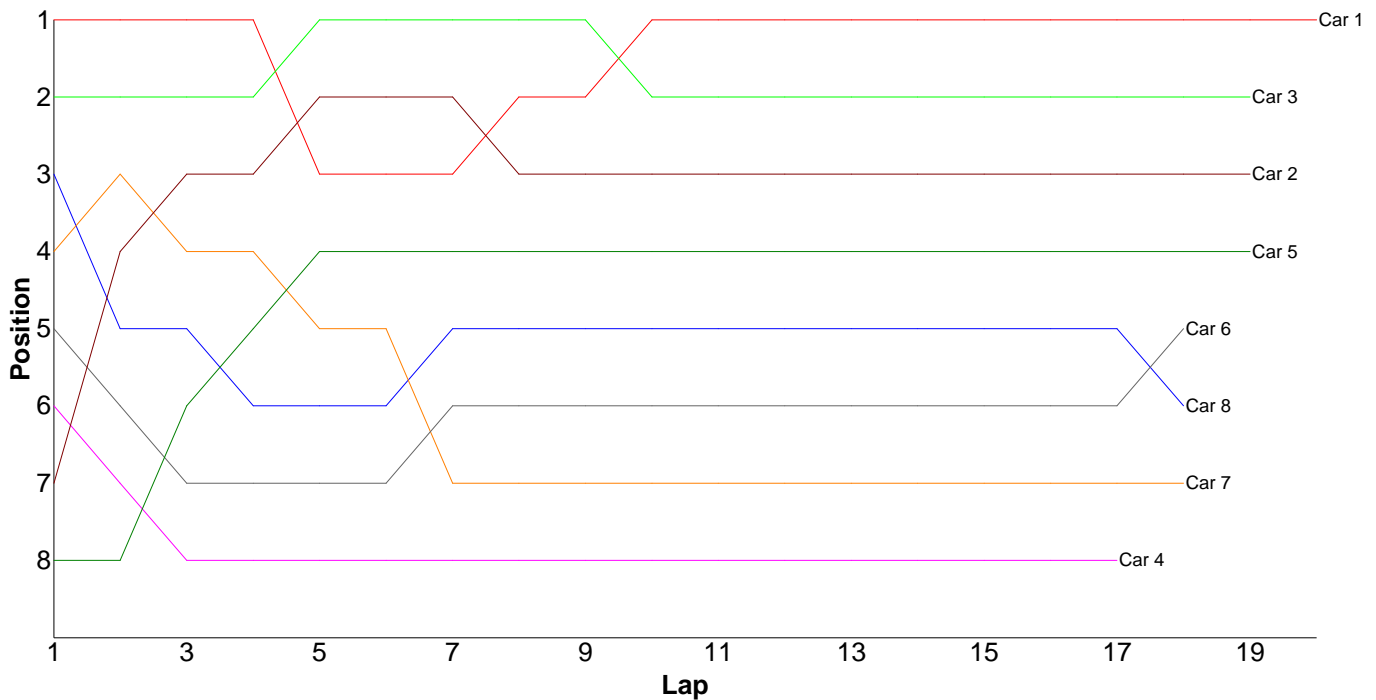
Lap	Car 1	Car 2	Car 3	Car 4	Car 5	Car 6	Car 7
1	18.81	16.64	16.90				16.95
2	16.87	16.22	16.83				16.91
3	17.17	16.30	16.76				17.06
4	17.20	16.65	17.38				16.63
5	17.46	16.16	16.93				16.65
6	17.46	15.88	16.59				16.94
7	17.53	15.99	16.29				16.72
8	17.12	16.34	16.70				16.98
9	17.06	17.16	16.58				16.46
10	17.17	17.60	16.39				16.57
11	16.78	16.57	16.57				17.08
12	16.90	16.38	18.06				16.76
13	16.98	16.68	16.40				16.69
14	17.13	16.77	16.82				16.96
15	16.87	18.55	17.68				16.87
16	17.02	17.05	16.32				18.04
17	17.02	16.60	17.06				17.17
18	17.33	17.11	17.35				24.98
19							



Heat 9 - Round 2 (<13.5 / 17.5>)

Pos	Car	Form	Name	Member Type	Car Make	Result	Ave	Best
1	1	F1	Joe Jenyavanija	2009	Tamiya	20 / 314.61	15.73	15.22
2	3	F1	Scott Hauser	2009	Xray	19 / 307.48	16.18	15.56
3	2	F1	Remo Casadei	2009	Schumacher	19 / 308.35	16.22	15.59
4	5	F1	Ian Cairns	2009	Schumacher	19 / 312.11	16.42	15.97
5	6		Jordan Barnes (J)	G09A	Schumacher	18 / 303.27	16.84	16.24
6	8	F2	James Davis	2009	Tamiya	18 / 304.71	16.92	16.28
7	7	F1	Kevin Bissell	2009	Hot Bodies	18 / 308.17	17.12	16.17
8	4	F1	Gary Fuller	2009	Schumacher	17 / 304.07	17.88	16.40

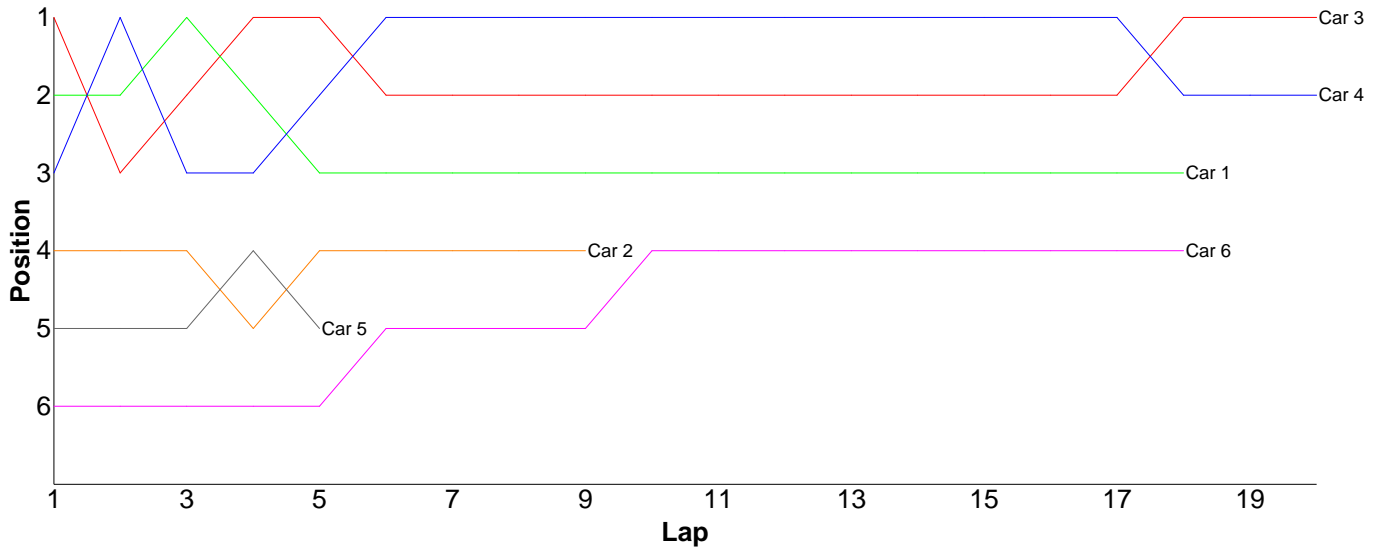
Lap	Car 1	Car 2	Car 3	Car 4	Car 5	Car 6	Car 7	Car 8
1	15.54	17.12	15.90	16.87	17.47	16.73	16.54	16.28
2	15.24	15.97	15.56	16.85	16.71	16.76	16.17	16.81
3	15.38	15.59	16.74	22.65	16.05	17.00	16.67	16.79
4	15.22	16.05	15.66	16.83	16.20	16.81	17.02	16.77
5	20.20	15.64	15.79	20.78	16.34	17.02	16.54	17.05
6	15.50	15.96	15.72	21.46	16.50	16.89	16.71	16.74
7	15.27	15.96	15.70	17.15	16.69	16.73	21.07	16.56
8	15.47	15.84	15.80	16.91	16.48	16.80	16.93	16.65
9	15.46	15.61	15.68	16.50	16.02	16.98	20.23	16.65
10	15.59	15.94	16.45	17.18	16.96	16.80	16.75	16.80
11	15.38	15.64	15.69	16.77	16.33	17.79	16.50	16.67
12	15.40	15.75	15.91	16.59	15.97	16.98	16.43	16.87
13	15.66	15.96	15.58	16.45	16.17	16.60	16.28	16.71
14	15.42	15.95	16.73	16.40	16.48	17.22	17.13	17.44
15	15.34	16.08	16.12	16.75	16.08	16.68	16.42	16.58
16	15.38	15.86	15.85	17.22	16.38	16.80	17.69	16.60
17	15.66	16.09	15.88	20.71	16.46	16.44	16.60	18.94
18	15.75	21.22	20.40		16.23	16.24	16.49	17.80
19	16.09	16.12	16.32		16.59			
20	15.66							
21								



Heat 1 - Round 3 (IC Touring)

Pos	Car	Form	Name	Member Type	Car Make	Result	Ave	Best
1	3	F2	Phillip Pullen	2009	Mugen	20 / 312.93	15.64	14.86
2	4	F2	Colin Taggart	2009	Xray	20 / 314.06	15.70	14.72
3	1	F2	Les Mainwaring	2009	Mugen	18 / 303.29	16.84	15.42
4	6	F2	Stephen Mills	2009	Xray	18 / 316.50	17.58	16.03
5	2		James Rumble	2009	Xray	9 / 150.31	16.70	15.51
6	5	F2	Andrew Mills	2009	Mugen	5 / 87.80	17.56	15.67

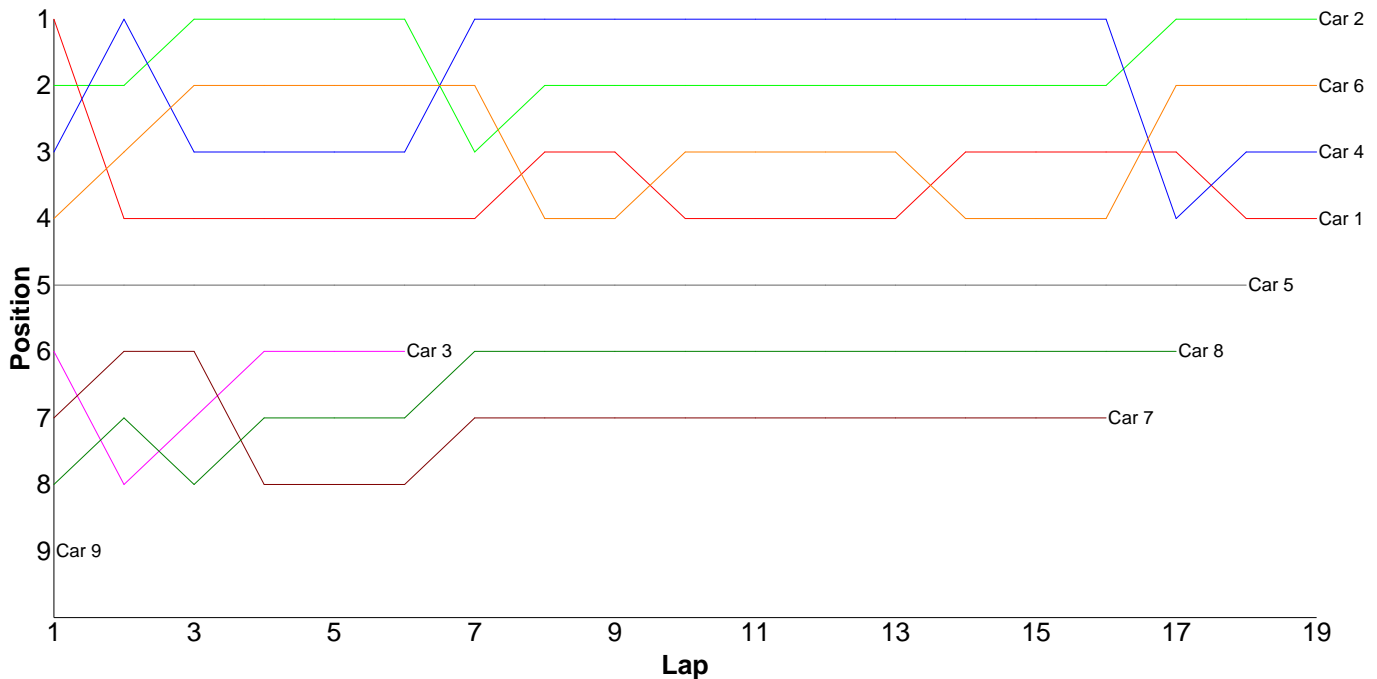
Lap	Car 1	Car 2	Car 3	Car 4	Car 5	Car 6
1	15.88	16.06	15.66	15.95	17.81	18.64
2	16.02	16.76	16.74	15.58	16.54	16.98
3	15.42	16.02	15.19	16.26	17.11	18.51
4	16.18	20.11	15.33	15.80	15.67	18.39
5	16.14	16.48	15.35	15.18	20.67	16.62
6	17.04	16.07	16.42	14.72		17.20
7	16.07	16.97	16.20	15.98		16.03
8	18.63	16.33	15.56	15.01		16.86
9	16.57	15.51	17.16	15.46		16.63
10	22.66		15.41	15.91		16.90
11	16.16		15.99	15.70		16.09
12	15.84		14.86	14.94		16.58
13	16.05		15.25	15.18		16.85
14	18.11		15.30	14.91		17.91
15	17.39		15.55	19.01		20.16
16	16.69		15.58	15.86		18.15
17	16.30		15.58	15.38		17.50
18	16.14		15.39	16.14		20.50
19			15.10	15.86		
20			15.31	15.23		
21						



Heat 2 - Round 3 (Formula GT)

Pos	Car	Form	Name	Member Type	Car Make	Result	Ave	Best
1	2	F3	Nigel Moss	2009	Calandra	19 / 307.67	16.19	15.64
2	6	F2	Gerald Page	2009	Associated	19 / 310.16	16.32	15.88
3	4	F2	Rob Warren	2009	Associated	19 / 310.74	16.35	15.67
4	1	F3	Tim Webb	2009	Associated	19 / 314.54	16.55	15.54
5	5	F3	Dave Skelton	2009	Associated	18 / 302.25	16.79	16.08
6	8	F3	Matt Tims	2009	Tamiya	17 / 315.35	18.55	17.77
7	7	F3	Dave Tims	2009	Tamiya	16 / 313.18	19.57	17.69
8	3	F3	Jon Wilkins	2009	Associated	6 / 106.49	17.74	16.80
9	9	F3	Scott Adderson	2009	HPI	1 / 19.57	19.57	19.57

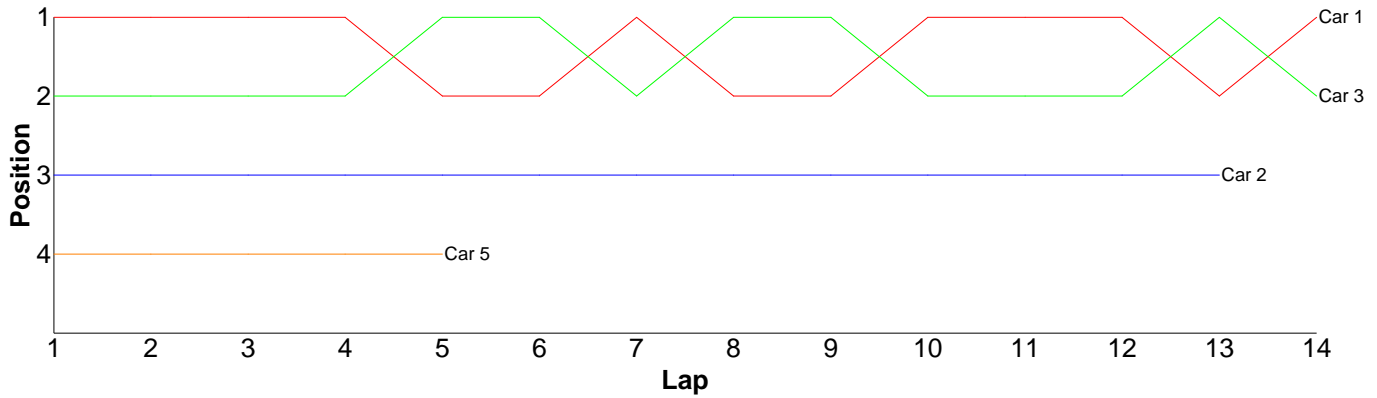
Lap	Car 1	Car 2	Car 3	Car 4	Car 5	Car 6	Car 7	Car 8	Car 9
1	15.95	16.06	17.84	16.09	17.04	16.17	18.13	18.76	19.57
2	16.71	15.97	20.11	15.93	16.22	16.13	17.87	18.24	
3	16.24	15.90	16.80	16.45	16.52	15.93	17.69	18.31	
4	16.08	15.90	17.70	16.44	16.82	16.26	23.90	20.26	
5	16.39	16.52	17.12	15.98	16.08	15.88	23.18	18.81	
6	15.93	16.13	16.92	15.75	16.70	16.13	18.23	17.80	
7	15.54	16.16		15.68	16.59	15.89	18.14	18.54	
8	15.57	15.66		15.67	17.11	16.31	20.78	18.72	
9	15.82	15.64		15.76	16.67	16.87	24.71	17.77	
10	19.40	16.11		15.87	16.47	16.06	18.62	18.49	
11	16.31	18.85		18.18	17.71	18.13	18.27	19.19	
12	15.95	16.34		15.92	16.86	15.97	20.26	19.13	
13	15.95	16.14		16.39	17.01	15.99	18.46	18.29	
14	16.00	15.98		15.82	16.99	16.39	18.72	18.20	
15	15.99	16.20		17.52	16.86	16.03	18.33	17.85	
16	16.36	16.28		16.36	17.07	16.43	17.89	17.90	
17	16.70	15.90		18.75	16.84	16.12		19.09	
18	21.14	15.97		15.94	16.69	17.08			
19	16.51	15.96		16.24		16.39			
20									



Heat 3 - Round 3 (EP Sport)

Pos	Car	Form	Name	Member Type	Car Make	Result	Ave	Best
1	1		Bradley Killick (J)	2009	Xray	14 / 309.56	22.11	20.60
2	3	F2	Matthew Mills (J)	2009	Xray	14 / 311.22	22.23	21.03
3	2		Jason Elliot	G09A	Tamiya	13 / 307.51	23.65	20.42
4	5		David Chieng	2009	Tamiya	5 / 137.74	27.54	24.45
5	4	F1	Jack Warren (J)	2009	Xray	0 / 0.00	0.00	0.00

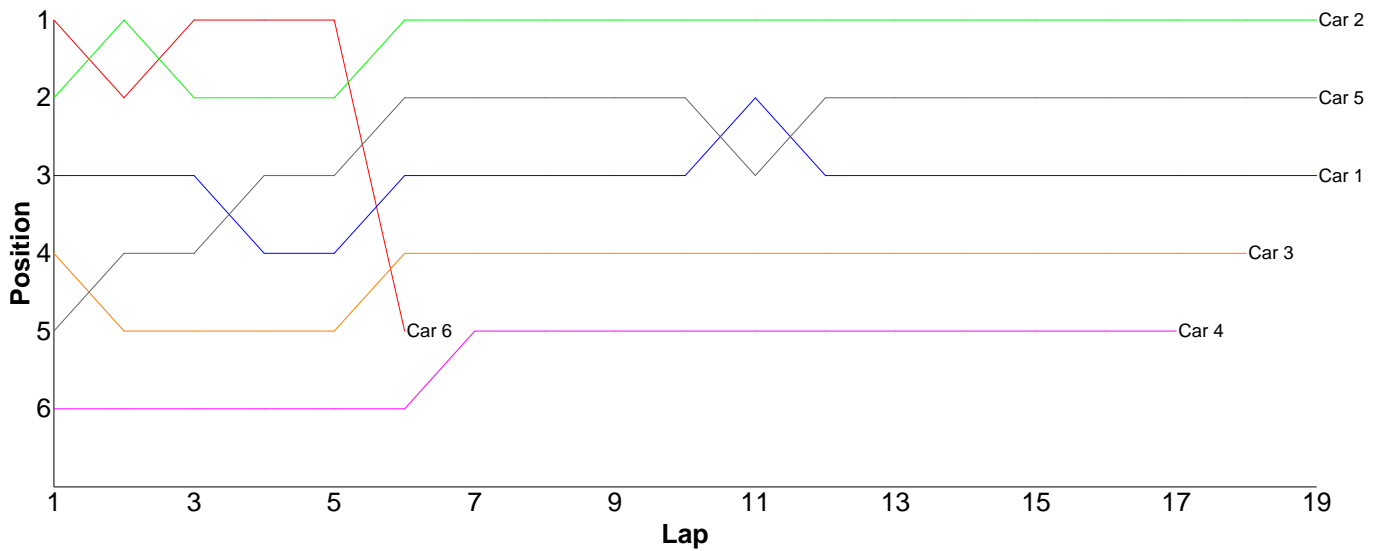
Lap	Car 1	Car 2	Car 3	Car 4	Car 5
1	20.60	23.31	22.00		31.22
2	21.23	21.44	21.42		24.62
3	22.25	20.42	21.24		24.45
4	21.55	21.26	21.06		27.77
5	22.05	23.50	21.70		29.68
6	22.05	25.03	21.03		
7	21.15	21.85	22.60		
8	23.26	27.48	22.72		
9	22.02	23.12	21.78		
10	23.06	23.80	25.30		
11	21.45	22.08	21.17		
12	23.04	24.73	24.98		
13	24.51	29.49	21.19		
14	21.34		23.03		
15					



Heat 4 - Round 3 (10.5 Pro-Stock)

Pos	Car	Form	Name	Member Type	Car Make	Result	Ave	Best
1	2		Les Baldry	G09A	Hot Bodies	19 / 302.68	15.93	15.64
2	5		Neil Hunt	2009	Schumacher	19 / 307.07	16.16	15.59
3	1	F2	Phillip Pullen	2009	HPI	19 / 312.38	16.44	16.15
4	3		Chris Graco	2009	Xray	18 / 304.23	16.90	16.23
5	4	F2	Stephen Mills	2009	Hot Bodies	17 / 318.76	18.75	16.79
6	6		Sam Martin	2009	Hot Bodies	6 / 110.64	18.44	15.15

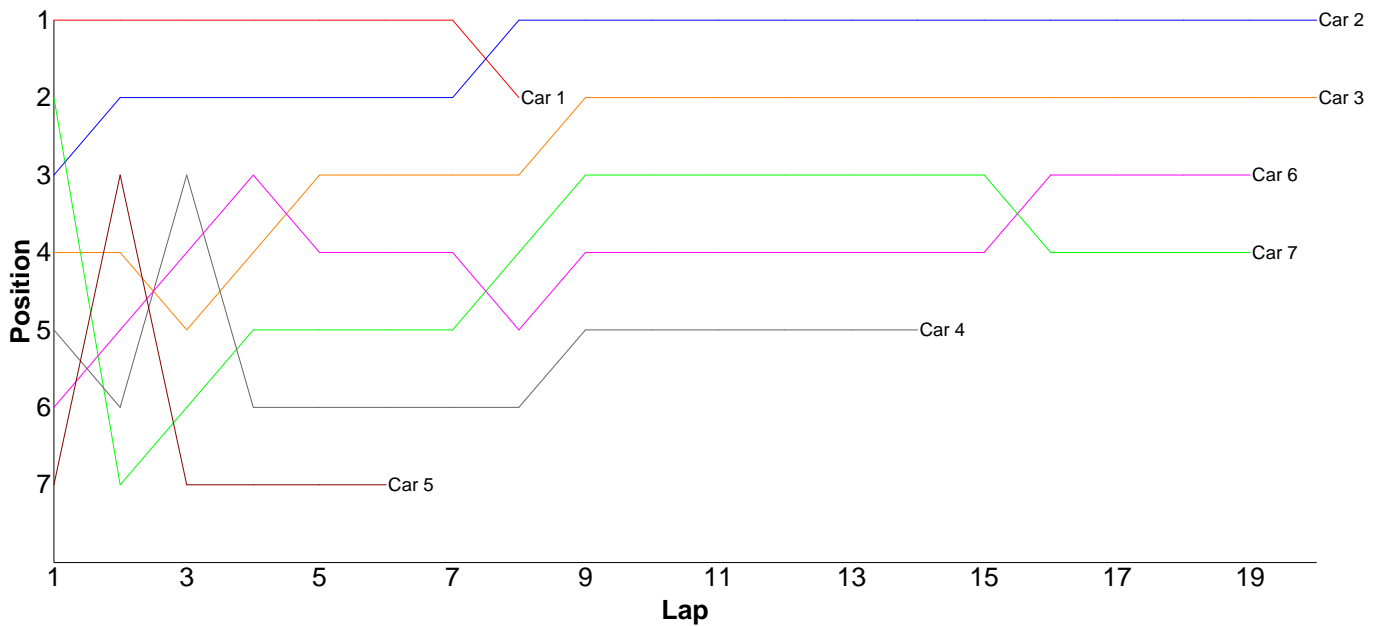
Lap	Car 1	Car 2	Car 3	Car 4	Car 5	Car 6
1	16.86	16.19	17.26	22.42	17.55	15.40
2	16.38	15.77	17.00	19.74	15.83	16.65
3	16.15	15.86	16.72	22.59	16.02	15.26
4	16.16	15.88	16.64	19.71	15.75	15.15
5	16.24	15.91	19.16	21.64	15.81	16.36
6	16.20	15.67	17.30	18.28	16.32	31.82
7	16.45	15.69	16.60	17.23	16.47	
8	16.23	15.71	16.46	16.84	16.10	
9	16.69	16.09	16.83	17.23	16.66	
10	16.68	16.06	16.40	18.17	17.39	
11	16.48	16.21	18.50	16.79	16.67	
12	16.65	15.66	16.53	17.23	16.09	
13	16.25	15.64	16.60	18.46	15.59	
14	16.51	16.55	16.63	17.58	15.76	
15	16.86	16.24	16.23	16.87	15.93	
16	16.24	15.84	16.54	17.31	15.87	
17	16.51	15.97	16.33	20.67	15.83	
18	16.62	15.78	16.50		15.74	
19	16.22	15.96			15.69	
20						



Heat 5 - Round 3 (10.5 Pro-Stock)

Pos	Car	Form	Name	Member Type	Car Make	Result	Ave	Best
1	2	F1	Craig Maher	2009	Xray	20 / 304.81	15.24	15.03
2	3	F1	Nick Adams	2009	Tamiya	20 / 308.84	15.44	15.01
3	6	F2	Daniel Horton	2009	Hot Bodies	19 / 304.66	16.03	15.76
4	7		Richard Young	G09A	Xray	19 / 305.34	16.07	15.47
5	4	F1	Brian Killick	2009	Xray	14 / 230.90	16.49	15.41
6	1	F1	Ori Sohachevsky	2009	Schumacher	8 / 123.56	15.44	14.59
7	5	F2	Glen West	2009	Xray	6 / 152.93	25.48	15.45

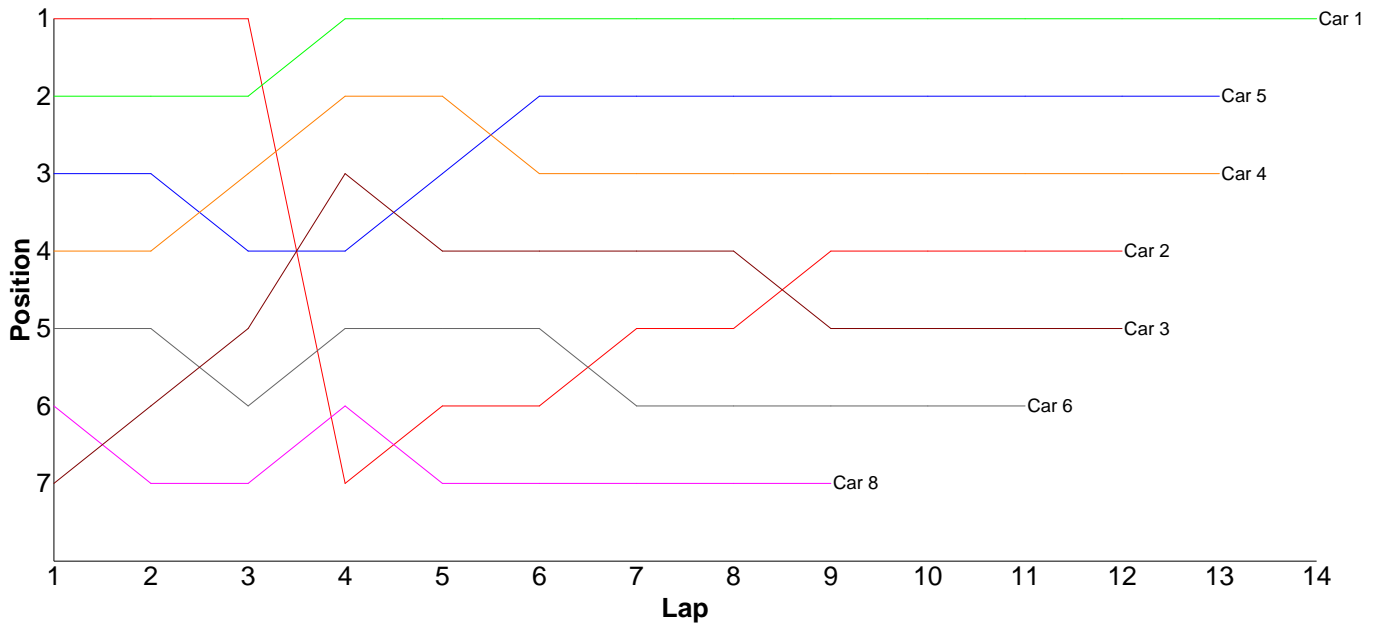
Lap	Car 1	Car 2	Car 3	Car 4	Car 5	Car 6	Car 7
1	14.67	15.55	15.66	16.05	16.27	16.19	15.47
2	14.59	15.31	16.22	16.25	15.45	15.91	17.56
3	14.65	15.21	17.17	15.41	19.57	15.89	16.18
4	14.69	15.04	15.17	17.95	30.38	15.86	15.99
5	15.81	15.03	15.01	17.15	49.63	16.53	15.84
6	14.62	15.28	15.36	15.89	21.63	15.76	15.91
7	14.81	15.10	15.15	15.65		16.08	15.67
8	19.72	15.30	15.16	15.49		16.26	15.79
9		15.17	15.26	19.92		16.16	16.01
10		15.19	15.47	17.33		15.90	15.77
11		15.19	15.31	15.66		16.24	15.69
12		15.12	15.49	15.52		15.81	16.04
13		15.33	15.34	15.71		16.08	16.06
14		15.22	15.51	16.92		15.86	16.19
15		15.19	15.47			15.80	15.88
16		15.22	15.02			16.15	17.28
17		15.36	15.20			15.96	15.86
18		15.21	15.27			16.09	16.28
19		15.58	15.29			16.13	15.87
20		15.21	15.31				
21							



Heat 6 - Round 3 (<Bikes>)

Pos	Car	Form	Name	Member Type	Car Make	Result	Ave	Best
1	2	F2	Chris Groom	2009		14 / 314.16	22.44	21.05
2	1	F2	Andy Carless	2009		14 / 318.82	22.77	21.46
3	5	F2	Matt Tims	2009		13 / 309.38	23.79	21.70
4	4	F2	Dave Tims	2009		13 / 320.81	24.67	22.77
5	3	F2	Scott Adderson	2009		12 / 321.78	26.81	23.20
6	6		Richard Blissett	G09A		11 / 298.88	27.17	24.50
7	8		Peter Wilson	G09A		9 / 280.17	31.13	26.11

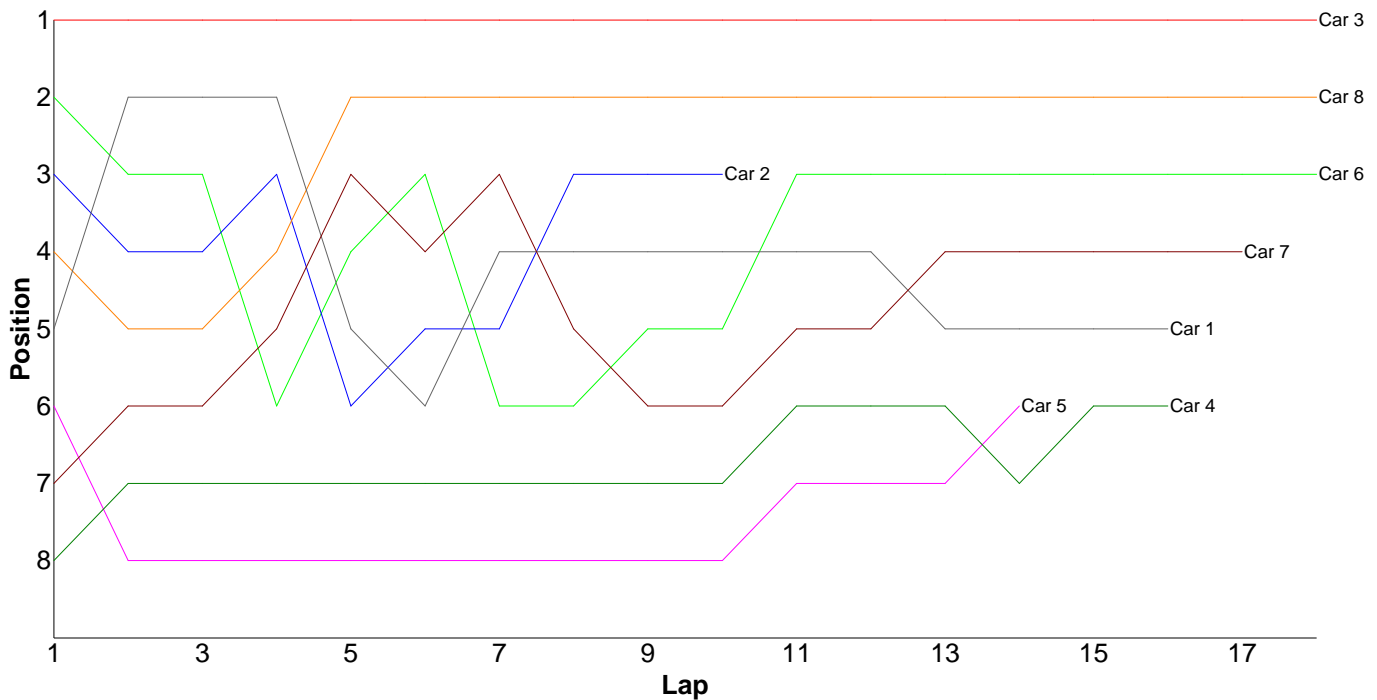
Lap	Car 1	Car 2	Car 3	Car 4	Car 5	Car 6	Car 7	Car 8
1	22.42	21.62	29.68	23.79	23.03	25.17		28.35
2	23.14	21.05	23.20	22.77	22.71	24.85		30.80
3	21.46	21.15	23.59	22.90	26.50	30.70		26.34
4	21.57	64.49	23.23	23.62	31.65	26.63		31.92
5	22.86	21.43	28.73	31.90	22.40	25.35		32.79
6	23.58	21.24	32.12	30.63	23.11	35.94		33.58
7	21.97	22.53	23.22	24.43	25.60	28.24		26.11
8	22.52	21.77	28.73	23.80	22.30	27.71		26.79
9	23.29	22.24	36.15	23.02	22.24	25.20		43.49
10	23.52	30.52	25.33	23.25	22.19	24.50		
11	22.82	24.14	23.60	23.58	23.28	24.59		
12	22.79	21.98	24.20	23.08	21.70			
13	23.50			24.04	22.67			
14	23.38							
15								



Heat 7 - Round 3 (<13.5 / 17.5>)

Pos	Car	Form	Name	Class	Member Type	Car Make	Result	Ave
1	3		Dain Gayler	13.5 Stock	G09A	Schumacher	18 / 303.28	16.84
2	8	F1	Scott Hauser	17.5 Stock	2009	Xray	18 / 315.20	17.51
3	6		Paul Barnes	13.5 Stock	G09A	Xray	18 / 316.52	17.58
4	7	F2	Jose Jimemez	13.5 Stock	2009	Associated	17 / 309.01	18.17
5	1		James Pilkington	13.5 Stock	2009	Hot Bodies	16 / 304.58	19.03
6	4	F2	Robin Francis	13.5 Stock	2009	Hot Bodies	16 / 308.82	19.30
7	5	F2	Mick Barnes	13.5 Stock	2009	Xray	14 / 270.51	19.32
8	2	F2	Scott Stokes	13.5 Stock	2009	Xray	10 / 178.37	17.83

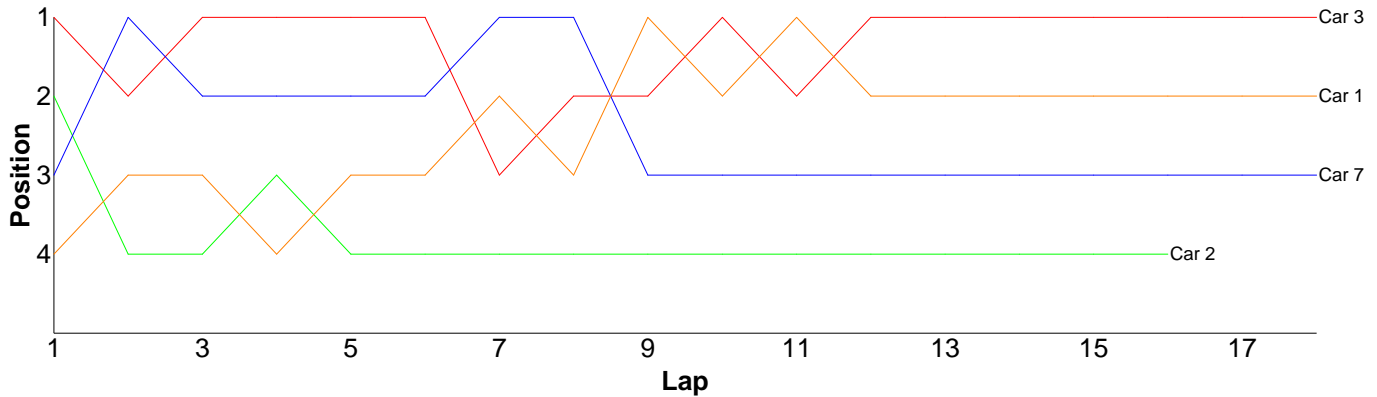
Lap	Car 1	Car 2	Car 3	Car 4	Car 5	Car 6	Car 7	Car 8
1	17.29	17.15	16.61	18.32	17.83	16.78	17.93	17.22
2	16.69	17.14	16.20	17.30	18.51	17.50	17.54	17.58
3	17.19	17.58	16.19	20.15	27.82	17.36	17.13	17.23
4	17.25	16.97	16.53	20.81	24.13	19.19	17.55	17.36
5	20.19	20.96	16.10	17.88	19.06	17.52	17.80	17.97
6	19.51	18.29	16.86	18.65	19.47	17.21	17.77	17.60
7	17.12	17.54	16.10	18.27	17.30	22.23	17.79	17.55
8	18.36	17.12	16.49	19.08	17.83	17.79	21.33	17.35
9	17.00	17.34	16.80	22.26	17.83	17.39	18.69	17.43
10	17.81	18.28	16.48	20.14	17.55	16.98	19.16	17.52
11	19.17		16.58	19.09	19.10	17.33	17.37	17.49
12	18.07		23.29	20.11	17.57	16.93	17.60	17.49
13	28.56		16.86	19.33	17.60	17.06	21.32	17.29
14	17.30		16.54	19.77	18.91	16.90	17.40	17.26
15	20.98		16.16	19.84		18.12	17.93	17.30
16	22.09		16.68	17.82		16.80	17.59	18.15
17			16.53			16.62	17.11	17.62
18			16.28			16.81		17.79
19								



Heat 8 - Round 3 (<13.5 / 17.5>)

Pos	Car	Form	Name	Member Type	Car Make	Result	Ave	Best
1	3		Jack Gayler (J)	G09A	Schumacher	18 / 305.32	16.96	16.02
2	1	F2	Neil Pilkington	2009	Hot Bodies	18 / 309.82	17.21	16.89
3	7	F2	Kyle Fuller (J)	2009	Xray	18 / 323.10	17.95	16.57
4	2		Peter Harridence	G09A	Schumacher	16 / 302.91	18.93	15.78
=5	4		Trevor Scrase	2009	Xray	0 / 0.00	0.00	0.00
=5	5	F2	Kieran Stokes (J)	2009	Xray	0 / 0.00	0.00	0.00
=5	6	F2	Craig Murrell (J)	2009	Xray	0 / 0.00	0.00	0.00

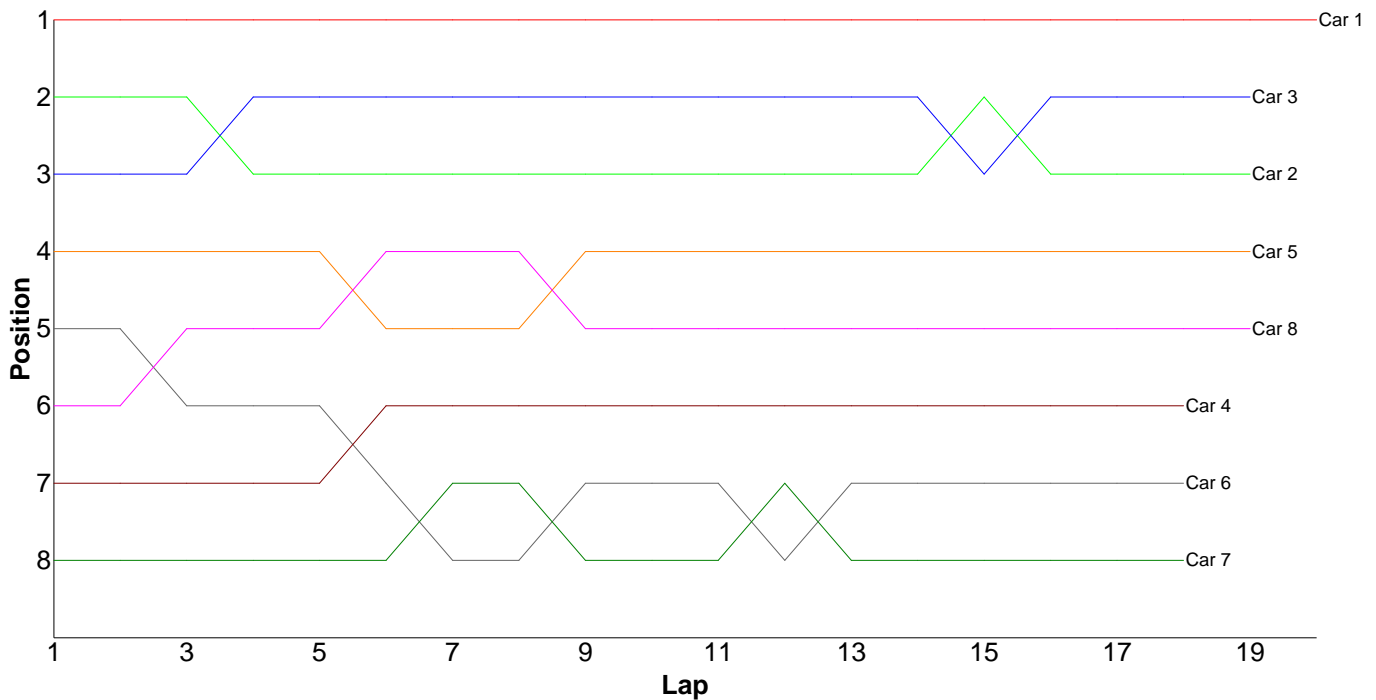
Lap	Car 1	Car 2	Car 3	Car 4	Car 5	Car 6	Car 7
1	17.94	17.36	17.05				17.49
2	16.93	18.85	17.46				16.99
3	16.89	16.85	16.37				16.72
4	17.68	15.78	16.08				16.90
5	16.89	21.28	16.25				16.57
6	17.09	18.61	16.02				16.86
7	17.04	19.70	21.61				16.92
8	17.18	33.11	16.79				17.01
9	16.98	16.36	17.30				20.77
10	17.13	21.74	16.60				17.34
11	17.19	16.77	17.75				18.52
12	17.49	16.86	16.32				16.92
13	17.08	16.86	16.84				16.94
14	17.36	16.55	16.62				17.20
15	17.19	17.05	16.82				17.15
16	17.29	19.18	16.36				18.96
17	17.39		16.73				17.53
18	17.08		16.35				26.31
19							



Heat 9 - Round 3 (<13.5 / 17.5>)

Pos	Car	Form	Name	Member Type	Car Make	Result	Ave	Best
1	1	F1	Joe Jenyavanija	2009	Tamiya	20 / 308.95	15.44	15.24
2	3	F1	Scott Hauser	2009	Xray	19 / 303.92	15.99	15.65
3	2	F1	Remo Casadei	2009	Schumacher	19 / 309.28	16.27	15.70
4	5	F1	Ian Cairns	2009	Schumacher	19 / 311.96	16.41	15.81
5	8	F2	James Davis	2009	Tamiya	19 / 315.11	16.58	16.13
6	4	F1	Gary Fuller	2009	Schumacher	18 / 300.64	16.70	16.35
7	6		Jordan Barnes (J)	G09A	Schumacher	18 / 308.24	17.12	16.22
8	7	F1	Kevin Bissell	2009	Hot Bodies	18 / 309.61	17.20	16.45

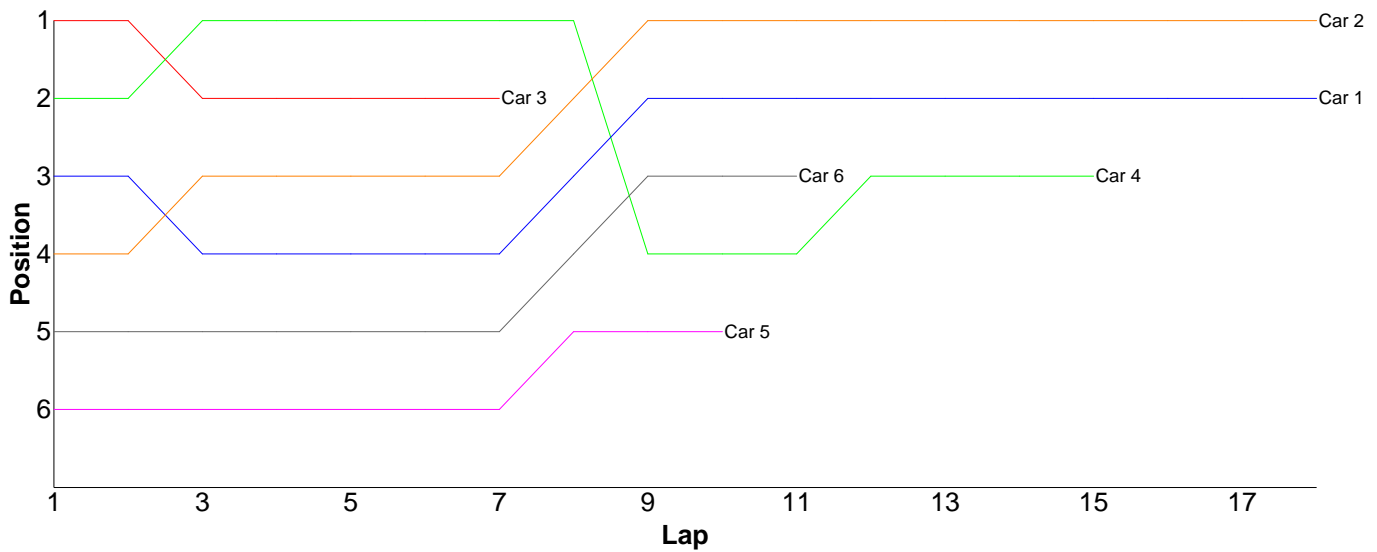
Lap	Car 1	Car 2	Car 3	Car 4	Car 5	Car 6	Car 7	Car 8
1	15.58	15.90	15.96	16.95	16.42	16.43	17.16	16.43
2	15.30	15.79	15.85	16.61	16.21	16.53	18.83	16.61
3	15.43	15.70	15.75	16.52	16.32	16.27	16.96	16.17
4	15.41	16.05	15.65	16.35	16.47	16.44	16.57	16.32
5	15.37	15.82	15.65	16.39	15.81	16.22	17.00	16.13
6	15.24	15.85	15.99	16.36	17.00	21.07	16.51	16.35
7	15.31	16.30	16.11	16.79	16.55	17.05	16.45	16.32
8	15.31	16.31	16.13	16.66	15.98	16.22	16.64	16.38
9	15.28	16.12	15.93	16.70	16.43	16.34	16.52	16.65
10	15.39	16.06	16.08	16.56	16.25	16.51	17.54	16.28
11	15.50	15.76	16.15	16.86	16.28	19.05	17.97	17.09
12	15.24	15.93	16.08	16.60	16.26	17.37	17.06	16.61
13	15.76	15.96	15.76	16.84	16.45	17.10	21.10	16.87
14	15.48	15.97	16.07	16.52	17.24	17.76	16.91	16.74
15	15.37	15.95	16.45	17.17	16.37	17.16	16.59	16.78
16	15.59	20.46	16.06	17.23	16.41	17.26	16.52	16.80
17	15.81	16.92	16.23	16.89	16.45	16.74	16.69	16.73
18	15.52	16.38	16.15	16.64	16.62	16.72	16.59	16.69
19	15.54	16.05	15.87		16.44			17.16
20	15.52							
21								



Heat 1 - Round 4 (IC Touring)

Pos	Car	Form	Name	Member Type	Car Make	Result	Ave	Best
1	2		James Rumble	2009	Xray	18 / 296.85	16.49	15.32
2	1	F2	Les Mainwaring	2009	Mugen	18 / 306.43	17.02	15.72
3	4	F2	Colin Taggart	2009	Xray	15 / 303.69	20.24	15.16
4	6	F2	Stephen Mills	2009	Xray	11 / 207.72	18.88	16.52
5	5	F2	Andrew Mills	2009	Mugen	10 / 302.83	30.28	15.58
6	3	F2	Phillip Pullen	2009	Mugen	7 / 112.81	16.11	14.86

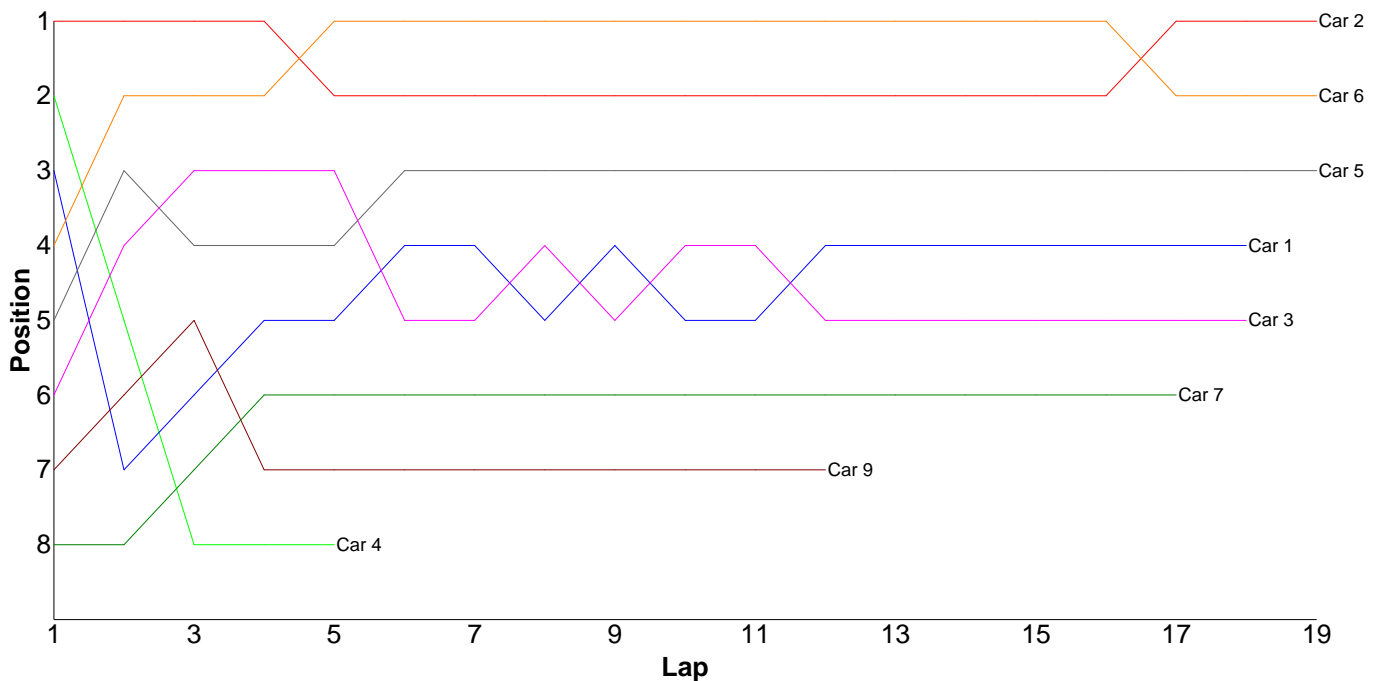
Lap	Car 1	Car 2	Car 3	Car 4	Car 5	Car 6
1	15.95	16.41	14.86	15.16	150.18	17.52
2	15.72	15.87	15.56	15.43	16.30	16.52
3	17.44	15.97	15.95	15.30	16.92	22.62
4	16.45	15.32	15.58	15.35	15.58	17.59
5	15.84	16.14	15.14	15.37	16.39	16.97
6	18.75	15.80	15.42	15.77	15.79	16.70
7	16.98	20.41	20.30	15.81	16.70	19.35
8	18.61	17.45		16.38	23.51	25.66
9	16.08	16.16		79.60	15.61	17.82
10	17.17	15.90		16.45	15.85	19.85
11	16.59	15.34		15.44		17.12
12	16.10	15.91		15.23		
13	20.91	16.61		19.96		
14	16.32	16.14		17.22		
15	16.47	19.54		15.22		
16	19.04	15.84				
17	16.02	15.53				
18	15.99	16.51				
19						



Heat 2 - Round 4 (Formula GT)

Pos	Car	Form	Name	Member Type	Car Make	Result	Ave	Best
1	2	F3	Nigel Moss	2009	Calandra	19 / 304.39	16.02	15.77
2	6	F2	Gerald Page	2009	Associated	19 / 307.79	16.19	15.56
3	5	F3	Dave Skelton	2009	Associated	19 / 316.11	16.63	16.09
4	1	F3	Tim Webb	2009	Associated	18 / 306.06	17.00	16.07
5	3	F3	Jon Wilkins	2009	Associated	18 / 308.69	17.14	16.04
6	7	F3	Dave Tims	2009	Tamiya	17 / 305.21	17.95	16.95
7	9	F3	Scott Adderson	2009	HPI	12 / 238.35	19.86	17.36
8	4	F2	Rob Warren	2009	Associated	5 / 157.49	31.49	15.85
9	8	F3	Matt Tims	2009	Tamiya	0 / 0.00	0.00	0.00

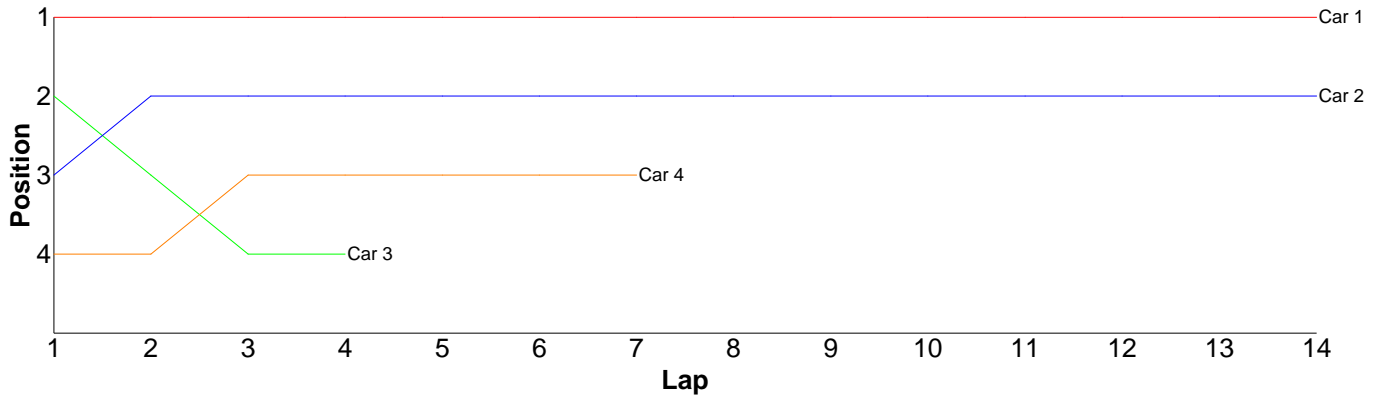
Lap	Car 1	Car 2	Car 3	Car 4	Car 5	Car 6	Car 7	Car 8	Car 9
1	16.36	16.00	16.64	16.16	16.52	16.38	18.12		17.65
2	18.88	16.25	16.23	16.75	16.09	15.88	18.05		17.51
3	17.66	15.82	16.05	89.51	16.36	15.93	17.39		17.52
4	16.40	15.77	16.13	15.85	16.11	15.74	17.36		28.68
5	16.07	15.95	16.09	19.22	17.29	15.61	19.48		17.71
6	16.28	16.11	20.95		16.68	15.85	17.57		30.59
7	16.44	15.92	16.04		16.54	15.69	18.00		19.10
8	16.64	15.99	16.35		16.97	16.10	16.95		17.36
9	16.33	15.81	16.91		16.72	15.62	18.44		17.98
10	16.42	16.17	16.08		16.66	15.64	17.41		17.94
11	19.54	15.90	16.39		16.78	15.62	19.14		18.03
12	17.50	16.18	24.10		16.49	15.97	17.70		18.28
13	16.70	16.51	16.53		16.47	16.32	18.34		
14	17.48	15.99	16.88		16.76	16.02	17.90		
15	18.33	15.98	16.23		16.52	15.94	17.78		
16	16.19	15.97	18.16		16.63	15.93	17.99		
17	16.44	15.93	16.60		16.81	21.49	17.59		
18	16.40	16.19	16.33		16.97	16.50			
19		15.95			16.74	15.56			
20									



Heat 3 - Round 4 (EP Sport)

Pos	Car	Form	Name	Member Type	Car Make	Result	Ave	Best
1	1		Bradley Killick (J)	2009	Xray	14 / 306.73	21.90	20.87
2	2		Jason Elliot	G09A	Tamiya	14 / 317.73	22.69	21.20
3	4	F1	Jack Warren (J)	2009	Xray	7 / 293.87	41.98	22.41
4	3	F2	Matthew Mills (J)	2009	Xray	4 / 152.77	38.19	24.85
5	5		David Chieng	2009	Tamiya	0 / 0.00	0.00	0.00

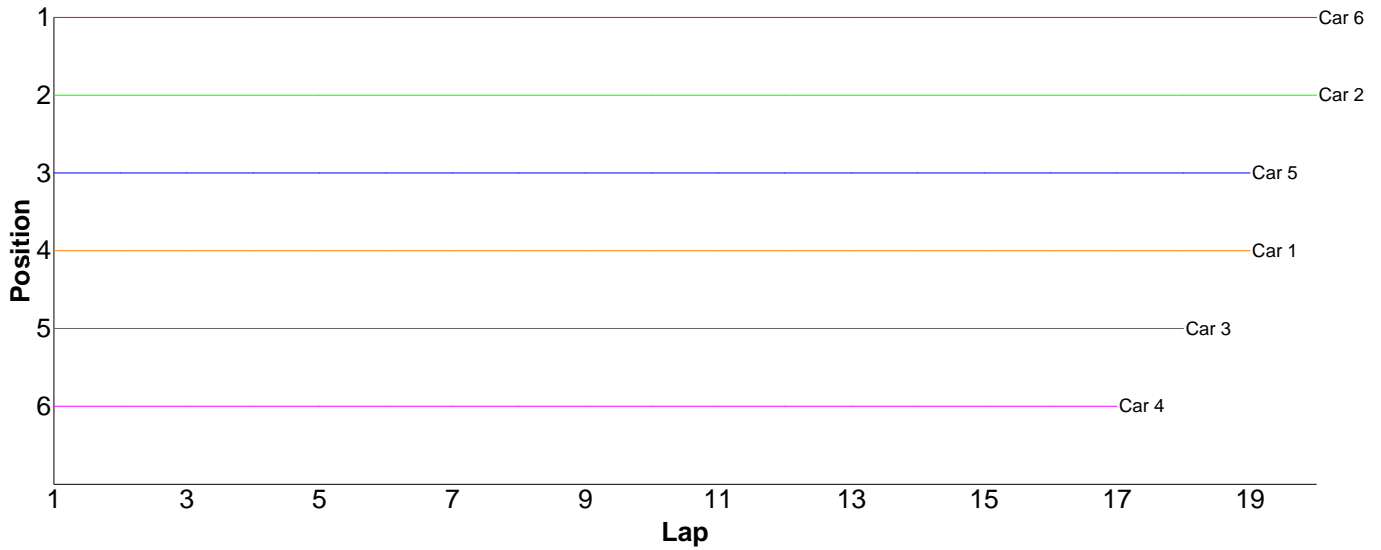
Lap	Car 1	Car 2	Car 3	Car 4	Car 5
1	21.40	27.98	24.85	63.96	
2	20.94	21.56	44.34	23.67	
3	20.87	21.26	47.97	23.16	
4	22.24	22.53	35.61	22.41	
5	21.61	25.54		22.79	
6	21.82	22.82		113.80	
7	22.12	21.80		24.08	
8	22.01	25.11			
9	22.51	22.06			
10	21.91	21.51			
11	21.90	21.20			
12	22.13	21.67			
13	22.18	21.37			
14	23.09	21.32			
15					



Heat 4 - Round 4 (10.5 Pro-Stock)

Pos	Car	Form	Name	Member Type	Car Make	Result	Ave	Best
1	6		Sam Martin	2009	Hot Bodies	20 / 306.14	15.30	15.00
2	2		Les Baldry	G09A	Hot Bodies	20 / 313.97	15.69	15.13
3	5		Neil Hunt	2009	Schumacher	19 / 303.62	15.98	15.29
4	1	F2	Phillip Pullen	2009	HPI	19 / 311.14	16.37	16.12
5	3		Chris Graco	2009	Xray	18 / 307.80	17.10	16.22
6	4	F2	Stephen Mills	2009	Hot Bodies	17 / 308.76	18.16	17.07

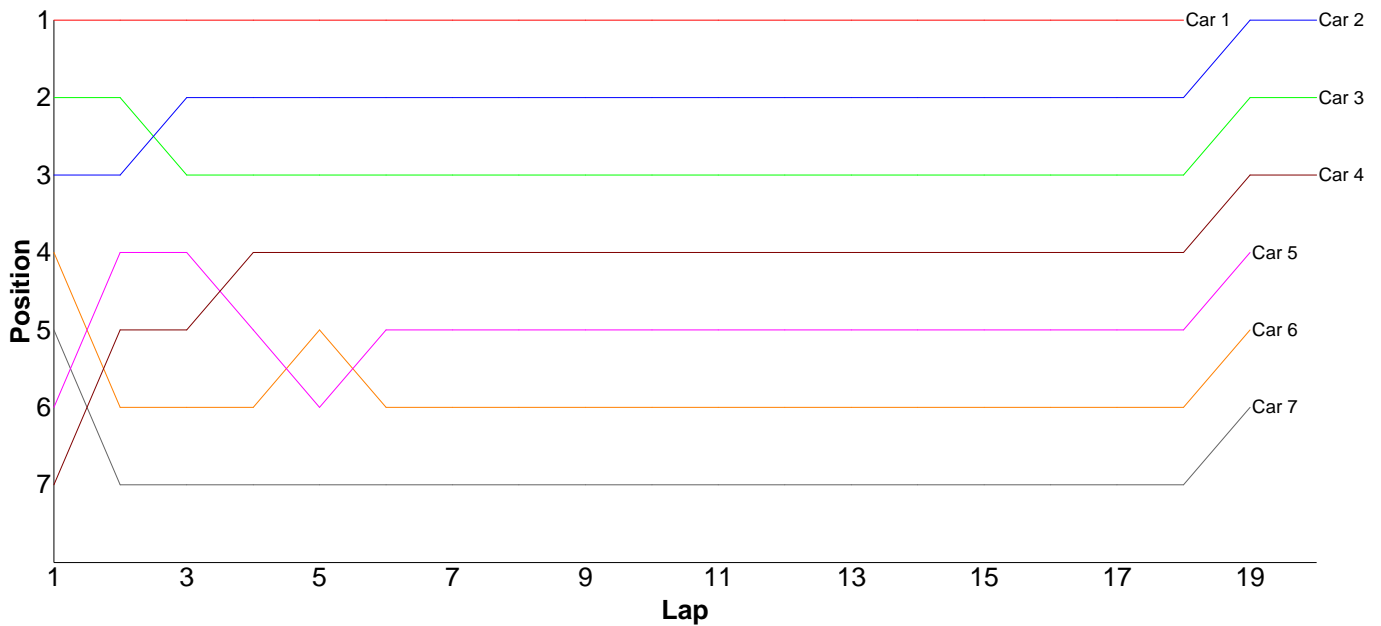
Lap	Car 1	Car 2	Car 3	Car 4	Car 5	Car 6
1	16.57	15.54	16.99	17.99	15.72	15.21
2	16.98	15.13	16.62	18.41	15.98	15.08
3	16.14	15.58	16.70	19.42	15.51	15.18
4	16.12	15.23	16.42	19.16	15.65	15.22
5	16.35	15.34	16.22	18.00	15.63	15.00
6	16.42	15.55	16.61	18.14	15.43	15.21
7	16.48	15.85	19.46	18.38	16.47	15.29
8	16.36	15.50	17.70	17.84	15.66	15.52
9	16.29	15.82	16.64	17.47	15.29	15.26
10	16.34	15.66	16.40	17.31	17.84	15.40
11	16.59	15.81	16.40	17.07	16.22	15.58
12	16.22	17.65	17.06	17.96	15.35	15.35
13	16.81	15.45	18.71	18.05	15.61	15.38
14	16.40	15.72	17.39	18.04	15.38	15.30
15	16.21	15.71	17.15	18.43	17.48	15.26
16	16.19	15.73	16.60	19.50	16.90	15.35
17	16.18	15.68	17.10	17.59	15.89	15.22
18	16.16	15.67	17.63		16.00	15.84
19	16.33	15.45			15.61	15.14
20		15.90				15.35
21						



Heat 5 - Round 4 (10.5 Pro-Stock)

Pos	Car	Form	Name	Member Type	Car Make	Result	Ave	Best
1	2	F1	Craig Maher	2009	Xray	20 / 305.04	15.25	15.00
2	3	F1	Nick Adams	2009	Tamiya	20 / 307.94	15.39	14.99
3	4	F1	Brian Killick	2009	Xray	20 / 313.59	15.67	15.23
4	5	F2	Glen West	2009	Xray	19 / 304.16	16.00	15.42
5	6	F2	Daniel Horton	2009	Hot Bodies	19 / 304.86	16.04	15.49
6	7		Richard Young	G09A	Xray	19 / 308.09	16.21	15.53
7	1	F1	Ori Sohachevsky	2009	Schumacher	18 / 271.52	15.08	14.48

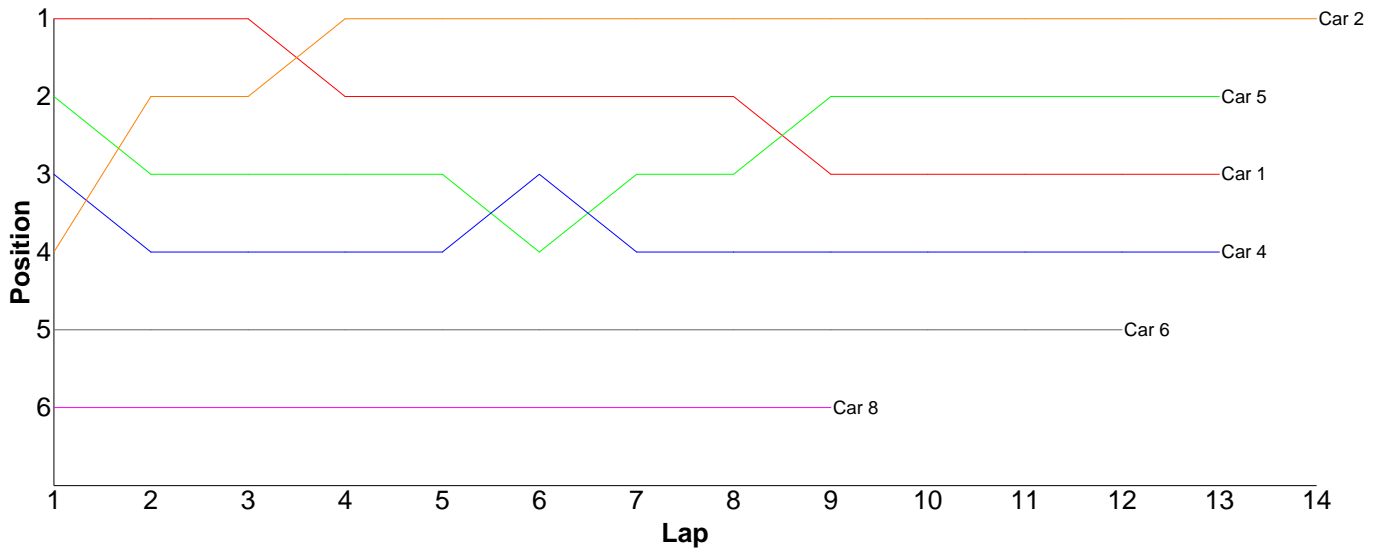
Lap	Car 1	Car 2	Car 3	Car 4	Car 5	Car 6	Car 7
1	14.63	15.86	15.45	17.09	16.90	16.42	16.75
2	14.64	15.09	15.42	15.42	15.55	16.11	16.08
3	14.48	15.00	15.68	15.57	15.45	15.98	15.82
4	14.48	15.05	14.99	15.40	15.94	15.49	18.54
5	14.74	15.09	15.33	15.45	16.09	15.68	16.71
6	14.72	15.89	15.51	15.38	16.72	17.10	16.02
7	14.88	15.29	15.10	15.53	15.42	16.31	15.94
8	14.65	15.18	15.12	15.23	15.58	16.24	15.80
9	14.88	15.11	15.11	15.39	16.48	15.91	16.08
10	14.97	15.17	15.47	16.00	16.15	16.02	15.53
11	14.78	15.43	15.29	15.51	15.76	16.00	16.32
12	14.81	15.25	15.60	16.10	15.51	15.85	15.84
13	14.84	15.31	15.43	15.78	16.06	15.99	17.20
14	15.07	15.25	15.58	15.75	16.69	16.00	15.75
15	14.96	15.37	15.23	15.43	15.66	15.82	15.82
16	15.83	15.14	15.27	15.92	16.41	15.95	16.17
17	18.71	15.13	15.84	15.67	16.26	16.11	16.00
18	15.45	15.02	15.81	15.68	15.64	15.99	15.79
19		15.11	15.35	15.70	15.89	15.89	15.93
20		15.30	15.36	15.59			
21							



Heat 6 - Round 4 (<Bikes>)

Pos	Car	Form	Name	Member Type	Car Make	Result	Ave	Best
1	2	F2	Chris Groom	2009		14 / 305.97	21.85	21.20
2	5	F2	Matt Tims	2009		13 / 305.76	23.52	21.65
3	1	F2	Andy Carless	2009		13 / 308.58	23.73	21.83
4	4	F2	Dave Tims	2009		13 / 314.83	24.21	22.84
5	6		Richard Blissett	G09A		12 / 312.14	26.01	22.91
6	8		Peter Wilson	G09A		9 / 301.32	33.48	24.85
7	3	F2	Scott Adderson	2009		0 / 0.00	0.00	0.00

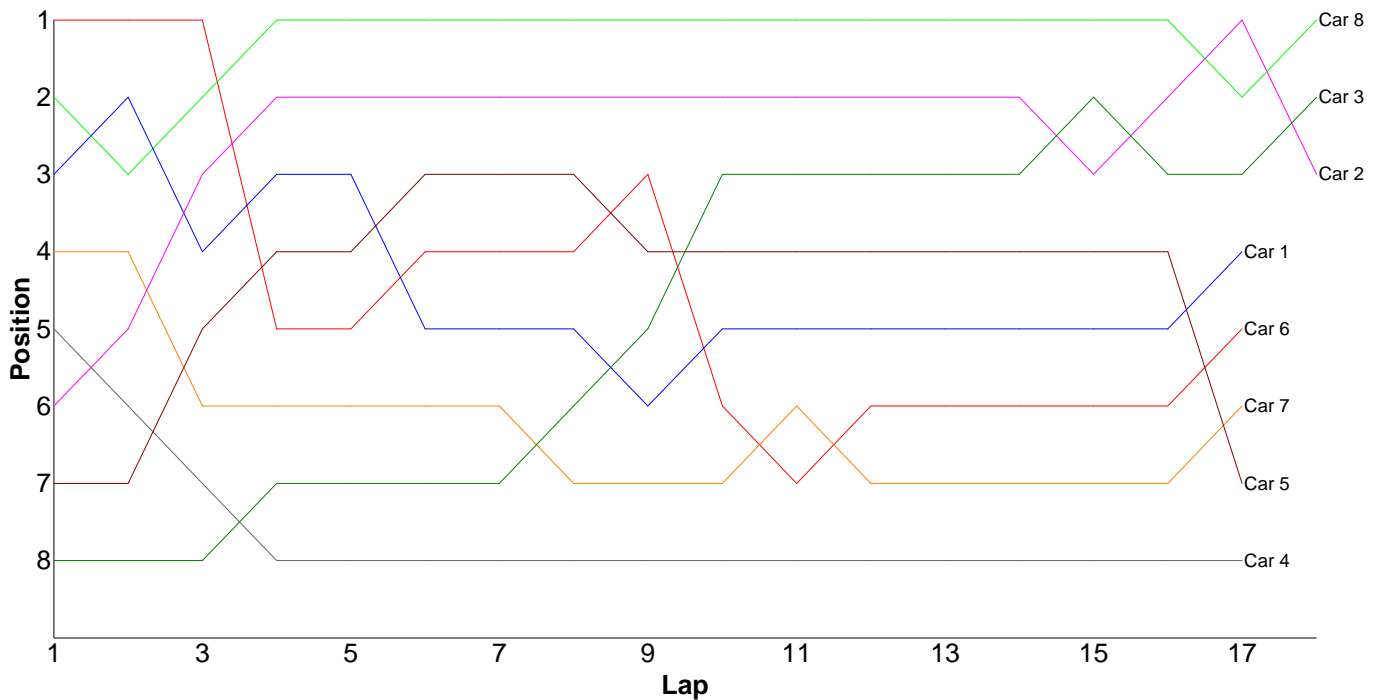
Lap	Car 1	Car 2	Car 3	Car 4	Car 5	Car 6	Car 7	Car 8
1	22.19	23.39		23.27	22.60	34.93		52.20
2	22.46	21.64		27.43	24.66	25.91		24.85
3	22.29	22.26		25.72	22.31	24.37		26.03
4	22.27	21.85		23.67	21.87	25.57		33.24
5	21.83	21.20		23.57	26.87	23.94		28.06
6	28.88	22.06		23.21	33.24	24.66		31.55
7	21.96	21.32		28.10	22.14	26.96		50.33
8	28.70	21.96		22.84	22.28	22.91		27.41
9	29.99	21.71		23.47	21.72	26.18		27.65
10	22.17	22.03		24.22	22.98	23.55		
11	21.97	21.41		22.98	21.76	24.13		
12	21.88	21.67		23.27	21.65	29.03		
13	21.99	21.97		23.08	21.68			
14		21.50						
15								



Heat 7 - Round 4 (<13.5 / 17.5>)

Pos	Car	Form	Name	Class	Member Type	Car Make	Result	Ave
1	8	F1	Scott Hauser	17.5 Stock	2009	Xray	18 / 311.82	17.32
2	3		Dain Gayler	13.5 Stock	G09A	Schumacher	18 / 311.84	17.32
3	2	F2	Scott Stokes	13.5 Stock	2009	Xray	18 / 311.89	17.32
4	1		James Pilkington	13.5 Stock	2009	Hot Bodies	17 / 302.26	17.78
5	6		Paul Barnes	13.5 Stock	G09A	Xray	17 / 304.78	17.92
6	7	F2	Jose Jimemez	13.5 Stock	2009	Associated	17 / 310.20	18.24
7	5	F2	Mick Barnes	13.5 Stock	2009	Xray	17 / 311.32	18.31
8	4	F2	Robin Francis	13.5 Stock	2009	Hot Bodies	17 / 317.34	18.66

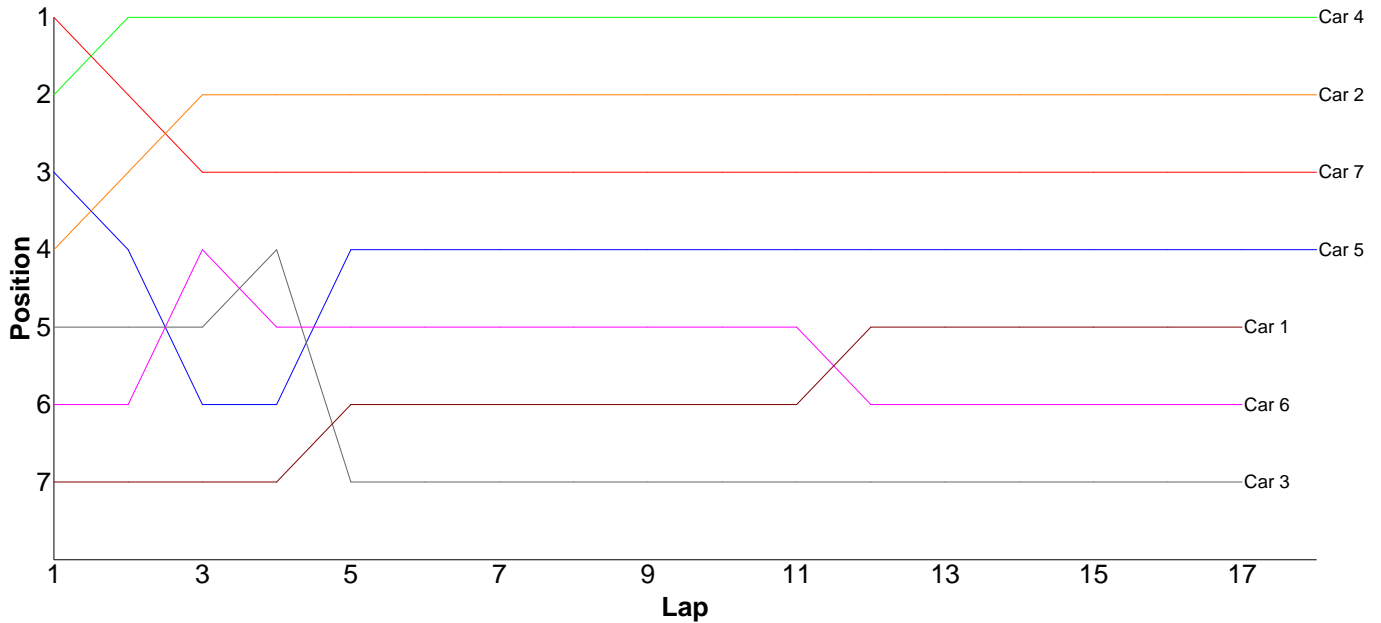
Lap	Car 1	Car 2	Car 3	Car 4	Car 5	Car 6	Car 7	Car 8
1	17.01	17.51	30.90	17.40	19.48	16.76	17.11	16.84
2	16.52	16.80	16.27	17.19	18.09	16.74	16.83	16.79
3	20.31	18.76	16.32	22.99	17.08	16.93	22.60	17.23
4	17.73	17.36	16.45	22.73	17.01	22.99	18.76	17.02
5	16.99	17.12	16.09	20.86	17.40	17.71	18.39	17.44
6	20.81	17.32	16.27	17.33	17.62	16.93	17.13	17.47
7	17.30	17.17	16.33	17.03	17.64	17.30	17.71	17.19
8	17.27	17.44	16.38	18.57	18.30	17.53	19.20	17.44
9	17.72	17.25	16.23	17.81	17.81	16.98	17.92	17.20
10	17.86	17.50	16.24	17.14	17.61	22.39	17.34	17.10
11	17.56	17.30	16.15	18.20	17.44	18.59	17.38	17.35
12	17.20	17.14	15.91	19.67	17.40	16.70	19.30	16.96
13	18.80	16.80	15.96	17.37	17.68	16.88	18.62	17.19
14	17.40	17.65	17.69	18.01	18.14	16.64	17.75	17.11
15	17.12	17.20	16.38	19.58	17.82	16.58	17.33	17.41
16	17.46	16.78	18.68	17.72	17.77	17.79	19.01	18.73
17	17.20	17.02	17.07	17.74	27.03	19.34	17.82	17.66
18		17.77	16.52					17.69
19								



Heat 8 - Round 4 (<13.5 / 17.5>)

Pos	Car	Form	Name	Member Type	Car Make	Result	Ave	Best
1	4		Trevor Scrase	2009	Xray	18 / 300.09	16.67	16.20
2	2		Peter Harridence	G09A	Schumacher	18 / 300.75	16.70	15.75
3	5	F2	Kieran Stokes (J)	2009	Xray	18 / 310.31	17.23	16.57
4	1	F2	Neil Pilkington	2009	Hot Bodies	17 / 304.99	17.94	16.96
5	6	F2	Craig Murrell (J)	2009	Xray	17 / 308.36	18.13	16.48
6	3		Jack Gayler (J)	G09A	Schumacher	17 / 312.49	18.38	16.12
7	7	F2	Kyle Fuller (J)	2009	Xray	0 / 0.00	0.00	16.62

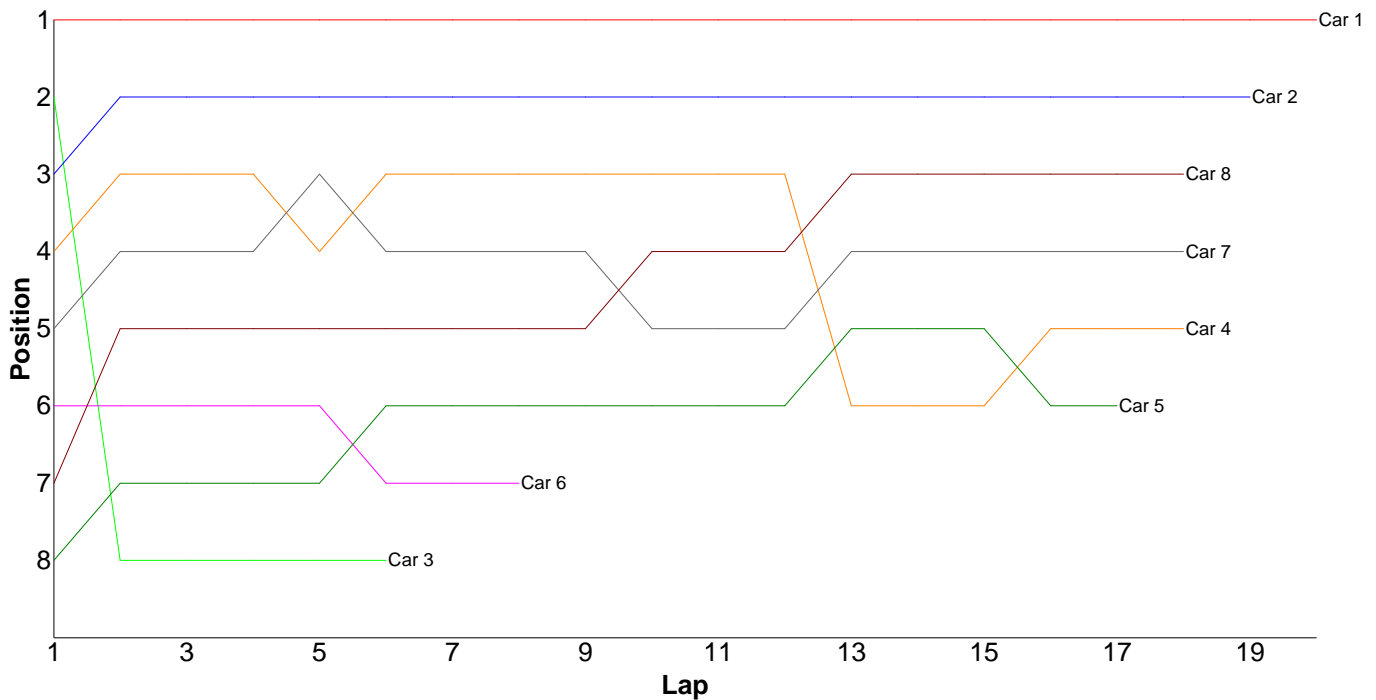
Lap	Car 1	Car 2	Car 3	Car 4	Car 5	Car 6	Car 7
1	22.35	16.83	17.10	16.72	16.79	17.28	16.64
2	17.85	16.67	16.91	16.28	16.86	17.10	16.81
3	16.96	16.44	17.09	16.21	18.44	16.48	16.86
4	17.73	16.26	16.42	16.20	16.57	16.94	16.83
5	17.09	16.27	38.77	16.46	16.88	20.70	16.71
6	17.87	15.75	19.46	16.26	16.97	18.18	16.71
7	19.76	16.34	20.85	16.24	16.83	17.23	16.80
8	17.20	16.44	17.17	16.34	16.95	18.17	16.85
9	18.93	16.37	16.55	16.65	18.18	19.20	17.63
10	17.50	19.38	16.28	17.15	17.09	17.92	17.01
11	17.30	16.66	16.71	16.32	17.12	21.02	16.71
12	17.02	16.59	16.63	16.41	17.10	17.97	16.62
13	17.84	16.55	17.02	18.54	16.61	17.77	16.79
14	17.04	16.56	16.35	17.10	16.61	18.61	16.81
15	17.30	16.57	16.12	16.70	17.23	18.14	16.88
16	18.16	17.65	16.54	16.53	16.93	18.27	16.85
17	17.09	17.01	16.52	16.85	17.12	17.38	16.94
18		16.41		17.13	20.03		17.02
19							



Heat 9 - Round 4 (<13.5 / 17.5>)

Pos	Car	Form	Name	Member Type	Car Make	Result	Ave	Best
1	1	F1	Joe Jenyavanija	2009	Tamiya	20 / 311.33	15.56	15.29
2	2	F1	Remo Casadei	2009	Schumacher	19 / 313.76	16.51	16.14
3	8	F2	James Davis	2009	Tamiya	18 / 304.74	16.93	16.29
4	7	F1	Kevin Bissell	2009	Hot Bodies	18 / 307.85	17.10	16.39
5	4	F1	Gary Fuller	2009	Schumacher	18 / 311.33	17.29	16.48
6	5	F1	Ian Cairns	2009	Schumacher	17 / 300.64	17.68	16.41
7	6		Jordan Barnes (J)	G09A	Schumacher	8 / 155.96	19.49	16.72
8	3	F1	Scott Hauser	2009	Xray	6 / 115.62	19.27	15.56

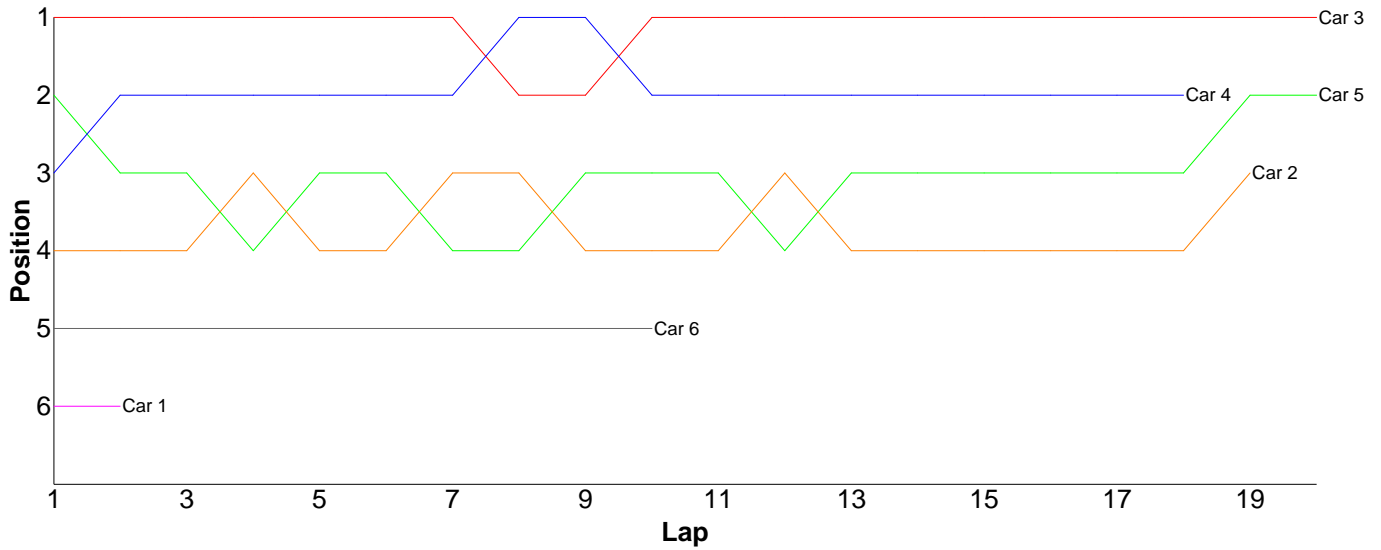
Lap	Car 1	Car 2	Car 3	Car 4	Car 5	Car 6	Car 7	Car 8
1	15.49	16.14	15.56	16.92	23.58	19.43	17.60	19.50
2	15.47	16.36	36.11	16.74	17.29	17.17	16.67	16.36
3	15.48	16.37	16.21	17.03	17.22	20.05	16.54	16.58
4	15.50	16.23	15.79	16.49	17.07	17.53	16.39	16.82
5	15.29	16.45	15.91	16.60	16.54	16.72	16.43	16.29
6	15.41	16.21	16.04	16.69	16.46	17.96	17.81	17.22
7	15.52	16.63		16.69	16.41	17.00	17.87	17.15
8	15.49	17.98		17.45	16.60	30.10	16.58	16.65
9	15.49	16.57		17.19	16.87		16.96	16.68
10	15.57	16.56		16.48	17.05		18.05	16.75
11	15.54	16.41		17.84	16.72		16.91	17.43
12	15.43	16.16		17.68	16.53		16.78	16.89
13	15.60	16.52		22.25	16.79		16.73	16.70
14	15.88	16.68		17.07	16.52		18.59	16.92
15	15.64	16.20		16.94	16.57		17.49	16.63
16	15.47	16.45		16.69	25.01		16.41	16.79
17	15.79	16.36		17.68	17.41		16.85	16.74
18	15.87	16.82		16.90			17.19	16.64
19	15.63	16.66						
20	15.77							
21								



Heat 1 - Round 5 (IC Touring)

Pos	Car	Form	Name	Member Type	Car Make	Result	Ave	Best
1	3	F2	Phillip Pullen	2009	Mugen	20 / 312.08	15.60	14.98
2	5	F2	Andrew Mills	2009	Mugen	20 / 314.90	15.74	14.99
3	2		James Rumble	2009	Xray	19 / 301.02	15.84	15.37
4	4	F2	Colin Taggart	2009	Xray	18 / 281.72	15.65	15.04
5	6	F2	Stephen Mills	2009	Xray	10 / 223.47	22.34	15.91
6	1	F2	Les Mainwaring	2009	Mugen	2 / 44.71	22.35	19.95

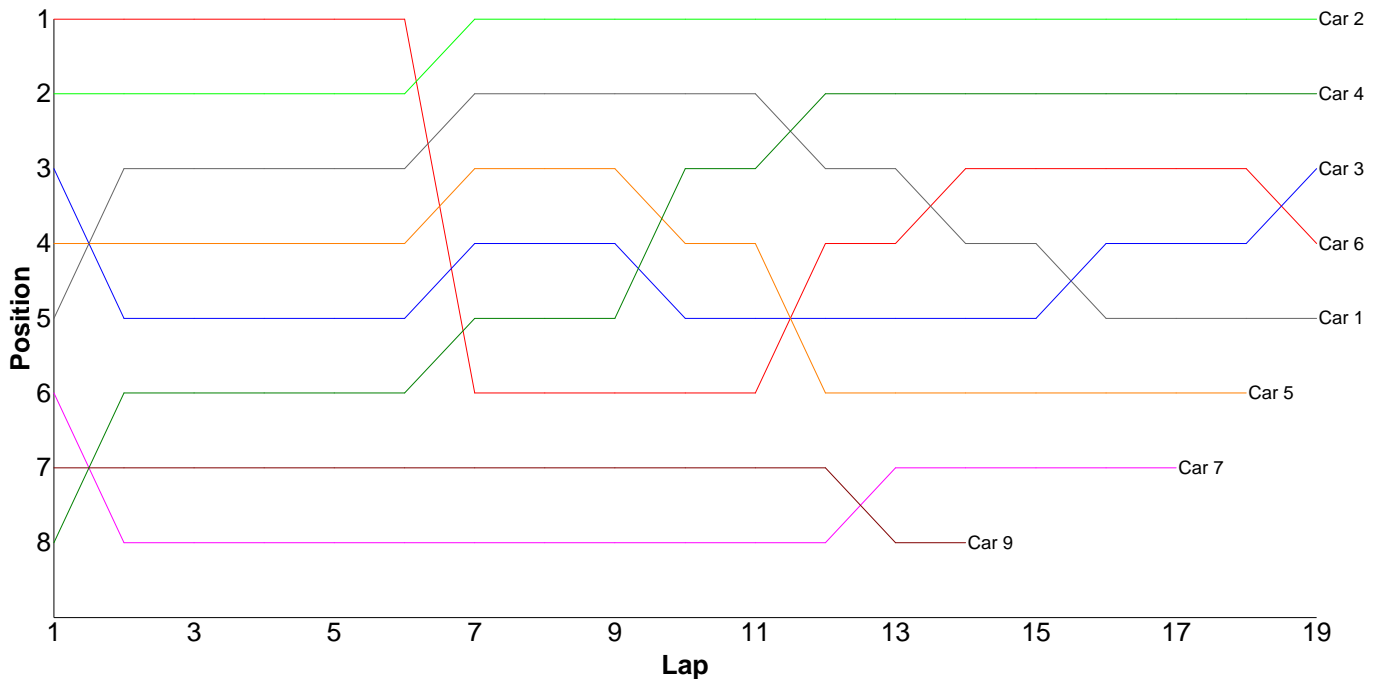
Lap	Car 1	Car 2	Car 3	Car 4	Car 5	Car 6
1	24.76	17.62	15.39	15.76	15.74	17.72
2	19.95	16.09	15.53	15.54	17.16	17.52
3		16.00	14.98	16.22	16.58	17.31
4		15.52	16.27	16.07	15.89	27.16
5		17.00	16.51	16.35	15.29	16.85
6		15.56	15.45	15.73	16.63	16.46
7		15.54	16.90	15.65	16.95	16.36
8		16.15	16.30	15.99	15.35	15.91
9		15.65	15.33	15.32	15.15	60.06
10		15.65	15.27	15.33	15.21	18.12
11		15.39	15.28	15.76	15.76	
12		15.37	15.06	15.54	16.01	
13		15.74	15.19	15.79	15.47	
14		15.90	15.11	15.39	15.20	
15		15.47	15.01	15.14	15.65	
16		15.91	15.75	15.78	15.44	
17		15.48	15.32	15.32	15.17	
18		15.55	16.43	15.04	15.34	
19		15.43	15.85		14.99	
20			15.15		15.92	
21						



Heat 2 - Round 5 (Formula GT)

Pos	Car	Form	Name	Member Type	Car Make	Result	Ave	Best
1	2	F3	Nigel Moss	2009	Calandra	19 / 306.30	16.12	15.77
2	4	F2	Rob Warren	2009	Associated	19 / 307.10	16.16	15.59
3	3	F3	Jon Wilkins	2009	Associated	19 / 311.66	16.40	16.03
4	6	F2	Gerald Page	2009	Associated	19 / 313.18	16.48	15.63
5	1	F3	Tim Webb	2009	Associated	19 / 314.00	16.52	15.70
6	5	F3	Dave Skelton	2009	Associated	18 / 304.08	16.89	16.17
7	7	F3	Dave Tims	2009	Tamiya	17 / 309.13	18.18	17.30
8	9	F3	Scott Adderson	2009	HPI	14 / 269.20	19.22	17.22
9	8	F3	Matt Tims	2009	Tamiya	0 / 0.00	0.00	0.00

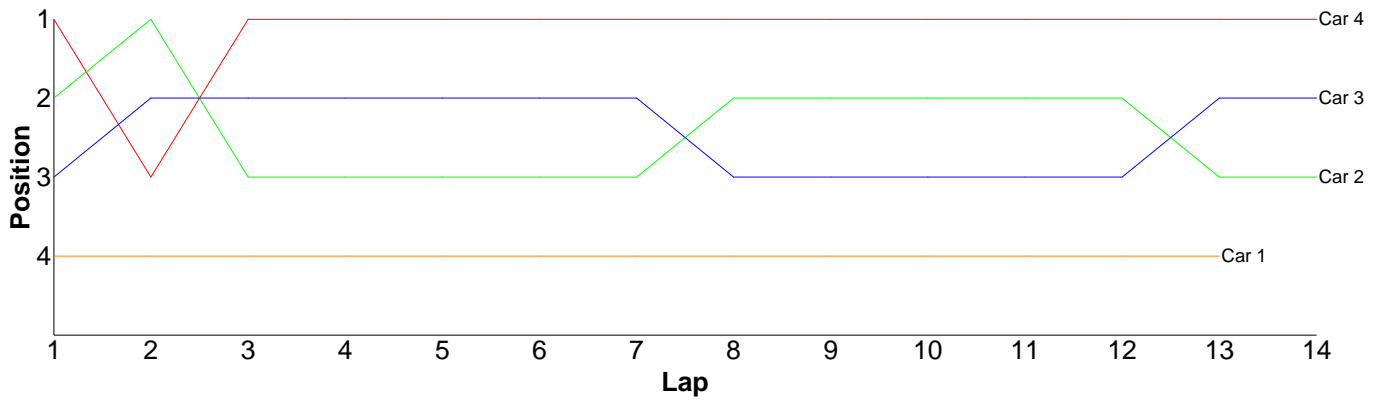
Lap	Car 1	Car 2	Car 3	Car 4	Car 5	Car 6	Car 7	Car 8	Car 9
1	16.50	16.06	16.36	19.76	16.43	16.01	18.08		18.46
2	15.87	15.95	17.94	16.39	16.25	15.73	18.24		17.78
3	15.70	16.04	16.33	15.97	16.26	15.76	18.97		17.48
4	15.86	15.79	16.15	15.85	16.54	15.77	18.54		19.03
5	17.18	16.11	16.24	15.80	16.22	16.19	18.45		17.77
6	16.17	16.10	16.48	16.12	16.53	16.26	18.07		18.23
7	16.88	15.93	16.03	15.77	16.72	21.05	17.30		18.22
8	16.50	15.89	16.15	16.06	16.57	16.52	18.73		18.34
9	16.13	15.77	16.32	16.56	16.43	16.27	17.54		17.81
10	16.70	16.03	16.56	15.71	16.17	15.73	17.86		17.22
11	16.09	15.89	16.33	16.08	16.25	15.78	17.92		17.57
12	16.11	15.92	16.56	15.59	22.35	15.86	17.86		17.80
13	16.87	16.78	16.27	16.14	17.01	16.13	19.64		24.10
14	16.61	16.37	16.09	15.82	16.84	16.10	17.97		29.39
15	16.55	16.57	16.26	15.72	16.96	15.63	18.27		
16	16.60	16.16	16.21	15.77	16.50	16.00	18.21		
17	16.74	16.17	16.05	16.07	17.02	16.87	17.48		
18	18.04	16.17	16.53	15.85	17.03	15.76			
19	16.90	16.60	16.80	16.07		19.76			
20									



Heat 3 - Round 5 (EP Sport)

Pos	Car	Form	Name	Member Type	Car Make	Result	Ave	Best
1	4	F1	Jack Warren (J)	2009	Xray	14 / 303.56	21.68	20.76
2	3	F2	Matthew Mills (J)	2009	Xray	14 / 307.13	21.93	20.82
3	2		Jason Elliot	G09A	Tamiya	14 / 311.21	22.22	20.63
4	1		Bradley Killick (J)	2009	Xray	13 / 320.46	24.65	22.03
5	5		David Chieng	2009	Tamiya	0 / 0.00	0.00	0.00

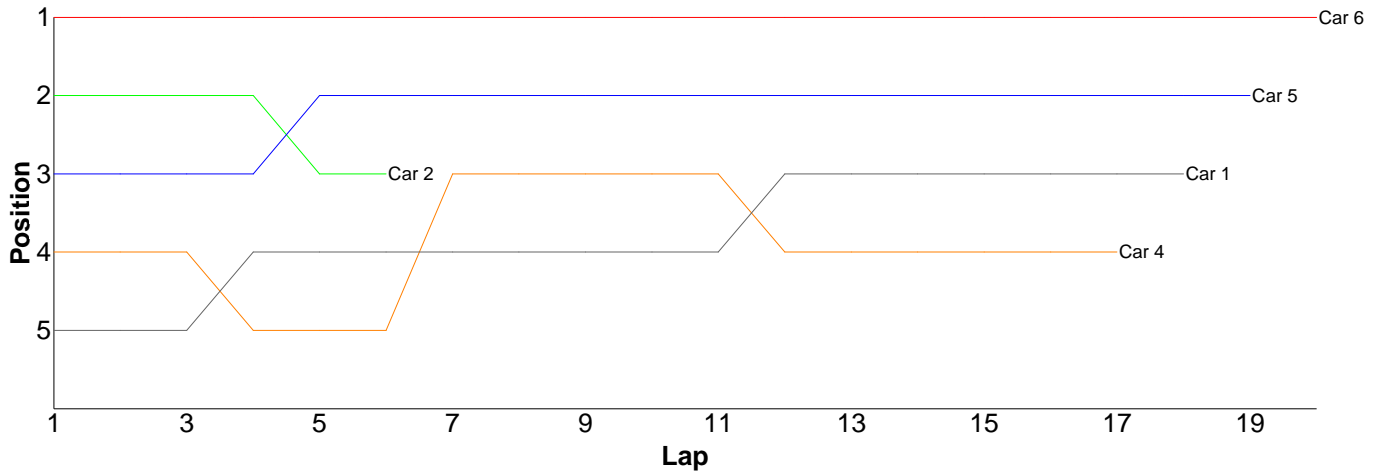
Lap	Car 1	Car 2	Car 3	Car 4	Car 5
1	32.41	21.61	22.16	21.30	
2	24.98	20.86	21.20	22.24	
3	22.62	22.50	21.17	20.76	
4	22.89	21.57	20.82	20.80	
5	22.03	21.25	21.05	20.87	
6	25.45	25.85	24.39	22.18	
7	30.60	22.39	21.71	22.37	
8	22.68	20.63	26.41	22.20	
9	22.91	21.74	21.20	21.65	
10	23.14	22.48	21.46	20.83	
11	22.85	21.81	21.13	21.65	
12	22.21	20.92	21.05	21.70	
13	25.69	25.08	21.65	23.66	
14		22.52	21.73	21.35	
15					



Heat 4 - Round 5 (10.5 Pro-Stock)

Pos	Car	Form	Name	Member Type	Car Make	Result	Ave	Best
1	6		Sam Martin	2009	Hot Bodies	20 / 311.08	15.55	15.24
2	5		Neil Hunt	2009	Schumacher	19 / 306.16	16.11	15.55
3	1	F2	Phillip Pullen	2009	HPI	18 / 317.41	17.63	16.02
4	4	F2	Stephen Mills	2009	Hot Bodies	17 / 310.06	18.23	17.21
5	2		Les Baldry	G09A	Hot Bodies	6 / 104.08	17.34	15.46
6	3		Chris Graco	2009	Xray	0 / 0.00	0.00	0.00

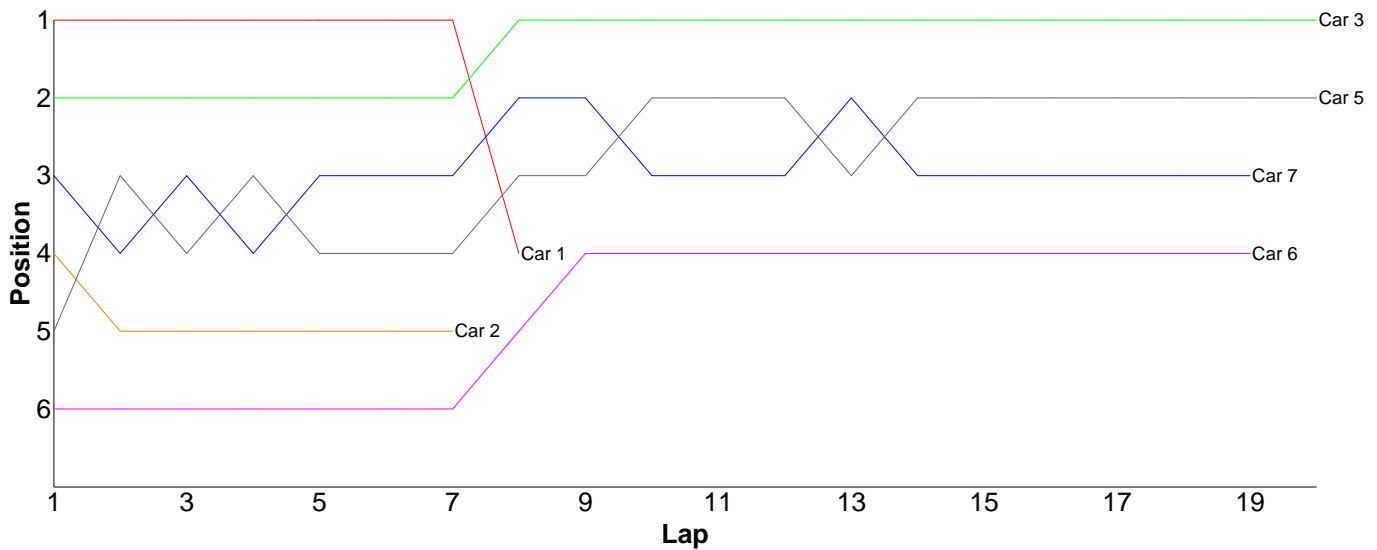
Lap	Car 1	Car 2	Car 3	Car 4	Car 5	Car 6
1	20.98	15.50		18.30	16.80	15.24
2	17.55	16.05		17.21	16.06	15.50
3	17.35	15.46		17.78	15.81	15.28
4	17.37	15.51		19.96	16.03	15.49
5	17.62	21.31		17.87	16.38	17.48
6	16.53	20.25		18.35	15.77	15.33
7	28.71			18.23	15.71	15.28
8	16.56			18.63	15.85	15.35
9	16.02			17.34	15.65	15.79
10	16.04			17.54	15.75	15.54
11	16.60			19.96	16.03	15.44
12	16.02			17.43	16.06	15.69
13	16.12			17.61	18.77	15.38
14	16.47			18.42	16.10	15.40
15	17.21			17.21	16.08	15.41
16	16.23			20.47	16.06	15.46
17	16.44			17.75	15.88	15.35
18	17.59				15.82	15.37
19					15.55	15.84
20						15.46
21						



Heat 5 - Round 5 (10.5 Pro-Stock)

Pos	Car	Form	Name	Member Type	Car Make	Result	Ave	Best
1	3	F1	Nick Adams	2009	Tamiya	20 / 309.46	15.47	14.94
2	5	F2	Glen West	2009	Xray	20 / 314.68	15.73	15.27
3	7		Richard Young	G09A	Xray	19 / 303.25	15.96	15.48
4	6	F2	Daniel Horton	2009	Hot Bodies	19 / 304.73	16.03	15.60
5	1	F1	Ori Sohachevsky	2009	Schumacher	8 / 126.67	15.83	14.45
6	2	F1	Craig Maher	2009	Xray	7 / 110.81	15.83	15.63
7	4	F1	Brian Killick	2009	Xray	0 / 0.00	0.00	0.00

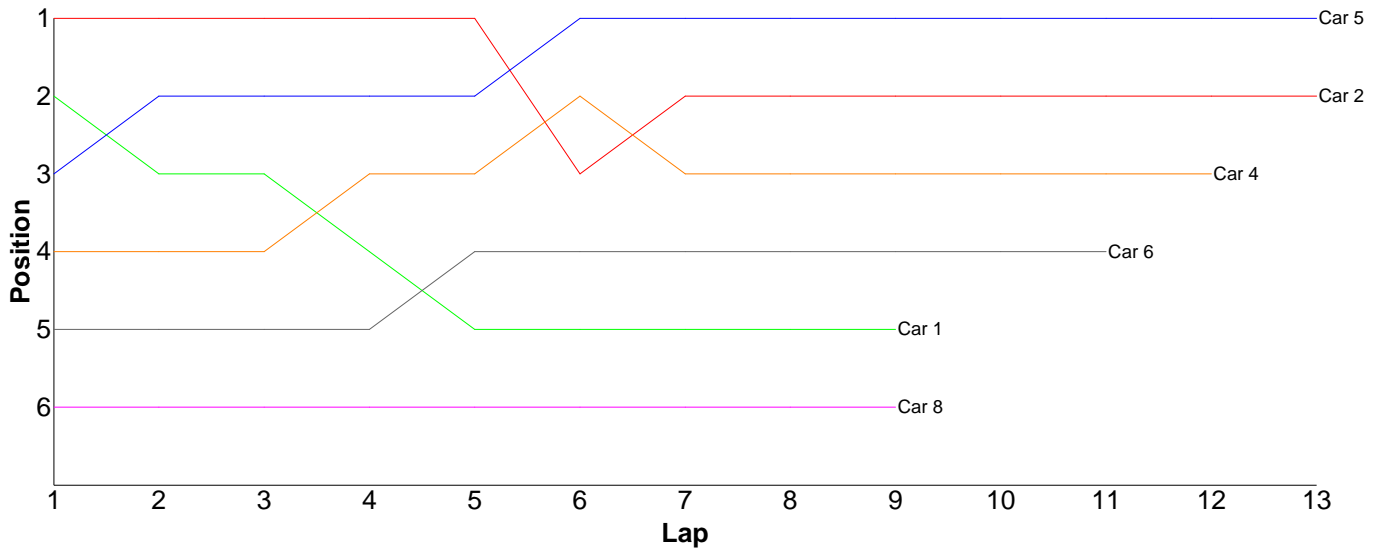
Lap	Car 1	Car 2	Car 3	Car 4	Car 5	Car 6	Car 7
1	14.71	15.76	15.63		16.08	16.18	15.65
2	14.53	16.03	14.94		15.27	15.69	15.81
3	14.57	15.64	15.21		16.04	15.98	15.70
4	14.45	15.63	15.32		15.52	16.58	15.78
5	14.50	15.88	15.15		15.56	16.06	15.48
6	14.56	15.87	15.21		16.15	16.11	15.77
7	15.09	16.00	15.62		15.62	15.60	15.66
8	24.26		15.61		15.92	15.91	15.65
9			15.65		15.54	15.86	15.76
10			15.38		15.32	15.84	15.77
11			15.34		15.63	15.88	15.66
12			15.52		15.67	15.83	15.65
13			15.46		15.77	15.81	15.72
14			15.42		15.58	15.77	17.65
15			15.39		15.75	16.33	17.23
16			15.79		16.32	16.27	16.09
17			15.46		15.67	16.79	16.37
18			15.66		16.00	16.17	16.03
19			15.60		15.82	16.07	15.82
20			16.10		15.45		
21							



Heat 6 - Round 5 (<Bikes>)

Pos	Car	Form	Name	Member Type	Car Make	Result	Ave	Best
1	5	F2	Matt Tims	2009		13 / 303.03	23.31	21.75
2	2	F2	Chris Groom	2009		13 / 309.08	23.77	21.48
3	4	F2	Dave Tims	2009		12 / 302.95	25.24	22.66
4	6		Richard Blissett	G09A		11 / 323.82	29.43	23.89
5	1	F2	Andy Carless	2009		9 / 289.05	32.11	21.87
6	8		Peter Wilson	G09A		9 / 325.51	36.16	24.50
7	3	F2	Scott Adderson	2009		0 / 0.00	0.00	0.00

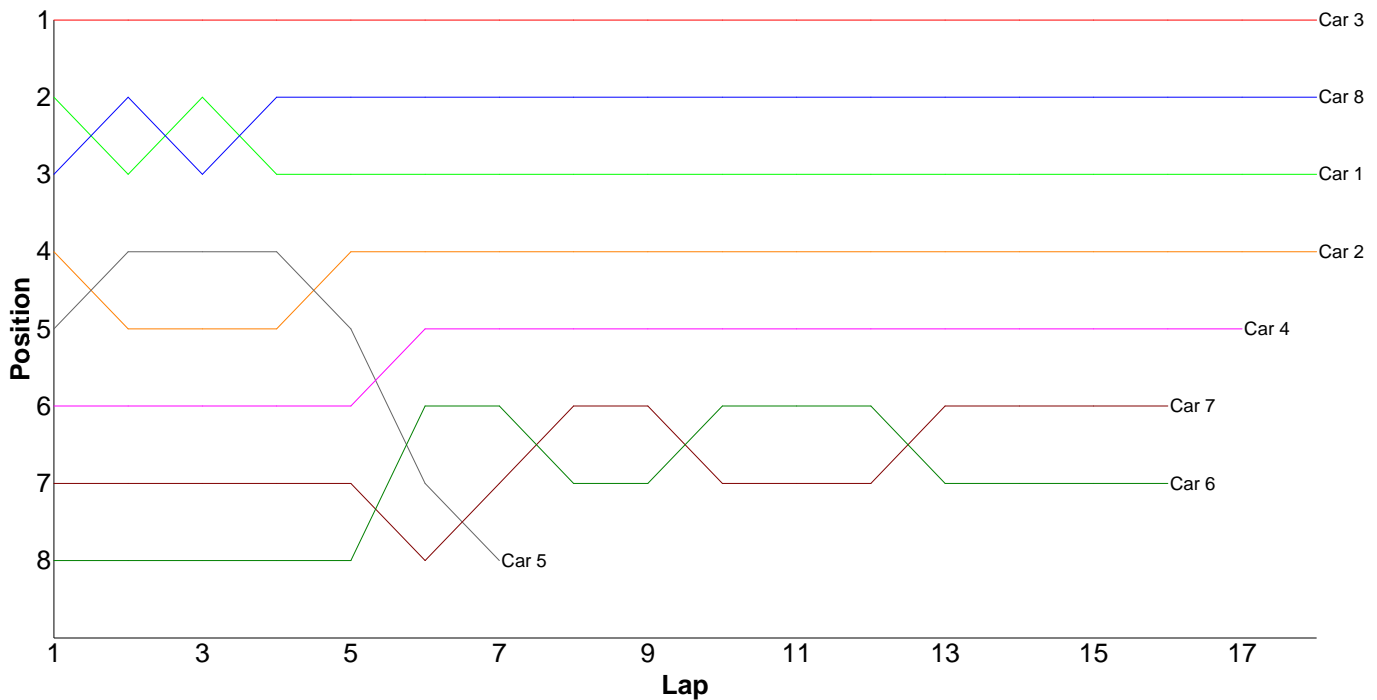
Lap	Car 1	Car 2	Car 3	Car 4	Car 5	Car 6	Car 7	Car 8
1	22.50	22.28		23.47	23.00	35.30		113.03
2	22.54	22.45		23.60	21.94	25.29		25.21
3	22.30	21.52		29.03	21.75	29.66		25.73
4	34.59	22.34		22.66	23.15	23.89		24.62
5	96.46	22.00		22.76	23.14	25.71		24.50
6	23.94	44.30		22.88	22.16	35.95		29.96
7	22.29	21.94		33.32	22.47	23.93		29.01
8	21.87	22.38		30.69	26.98	32.82		26.59
9	22.56	22.37		25.02	22.52	25.57		26.86
10		21.48		22.67	22.73	28.82		
11		22.04		23.49	22.52	36.88		
12		22.19		23.36	27.76			
13		21.79			22.91			
14								



Heat 7 - Round 5 (<13.5 / 17.5>)

Pos	Car	Form	Name	Class	Member Type	Car Make	Result	Ave
1	3		Dain Gayler	13.5 Stock	G09A	Schumacher	18 / 300.02	16.66
2	8	F1	Scott Hauser	17.5 Stock	2009	Xray	18 / 309.65	17.20
3	1		James Pilkington	13.5 Stock	2009	Hot Bodies	18 / 310.88	17.27
4	2	F2	Scott Stokes	13.5 Stock	2009	Xray	18 / 314.49	17.47
5	4	F2	Robin Francis	13.5 Stock	2009	Hot Bodies	17 / 308.29	18.13
6	7	F2	Jose Jimenez	13.5 Stock	2009	Associated	16 / 301.54	18.84
7	6		Paul Barnes	13.5 Stock	G09A	Xray	16 / 309.53	19.34
8	5	F2	Mick Barnes	13.5 Stock	2009	Xray	7 / 146.04	20.86

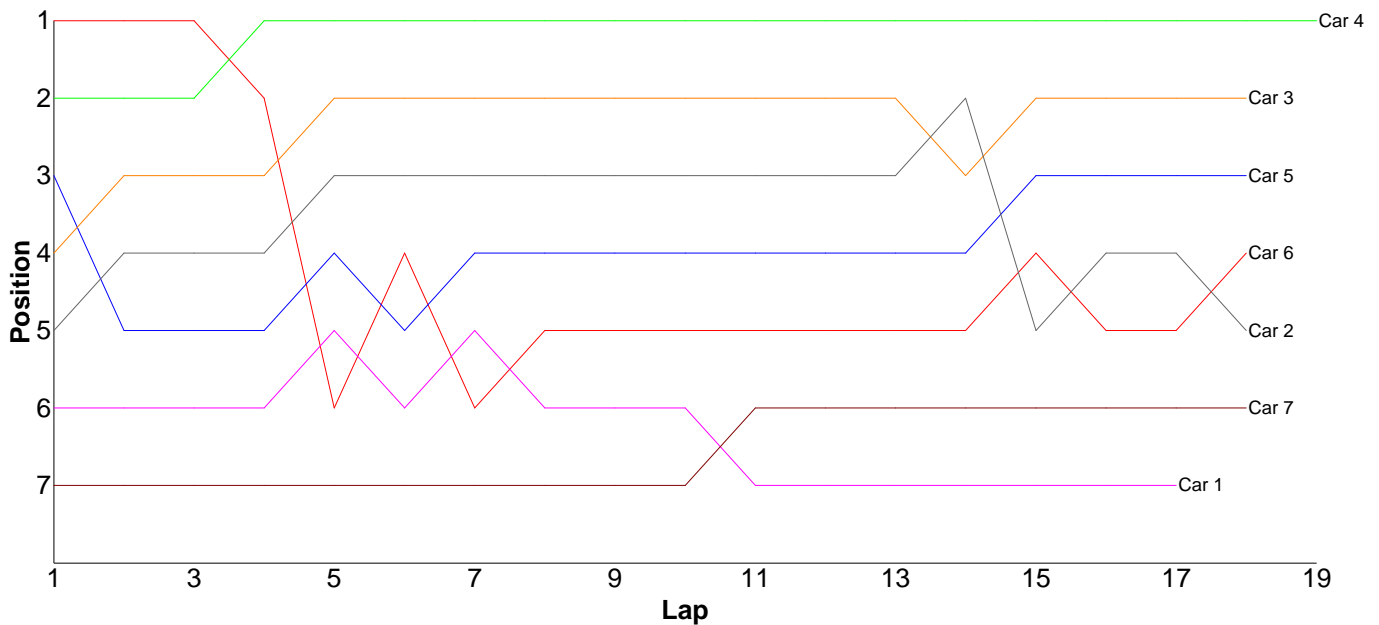
Lap	Car 1	Car 2	Car 3	Car 4	Car 5	Car 6	Car 7	Car 8
1	17.14	17.54	16.87	19.09	17.89	27.63	23.59	17.18
2	17.31	18.83	16.32	17.75	17.17	16.90	17.77	17.24
3	16.94	17.78	16.25	17.35	17.49	18.83	18.58	17.07
4	17.40	17.30	16.35	17.63	17.78	17.11	18.30	16.94
5	17.16	17.12	16.17	18.97	18.38	17.28	17.59	16.87
6	17.13	17.29	16.60	20.56	31.13	21.85	26.02	17.05
7	17.61	18.87	16.27	17.63	26.20	16.84	17.75	17.38
8	17.22	17.62	16.15	17.81		24.19	17.39	17.25
9	17.30	17.18	16.46	18.23		16.99	17.71	17.23
10	17.19	17.11	16.43	17.79		17.36	20.50	17.26
11	17.46	17.10	16.61	17.15		17.52	18.78	17.39
12	17.29	17.35	21.32	17.32		16.85	17.01	17.63
13	17.27	16.93	16.66	17.40		19.43	17.28	17.31
14	17.30	17.34	16.38	17.58		20.16	17.42	17.13
15	17.31	17.04	16.50	19.50		22.48	18.10	17.31
16	17.29	17.16	16.31	18.55		18.11	17.75	16.94
17	17.19	17.05	16.17	17.98				17.26
18	17.37	17.88	16.20					17.21
19								



Heat 8 - Round 5 (<13.5 / 17.5>)

Pos	Car	Form	Name	Member Type	Car Make	Result	Ave	Best
1	4		Trevor Scrase	2009	Xray	19 / 312.79	16.46	16.05
2	3		Jack Gayler (J)	G09A	Schumacher	18 / 303.52	16.86	16.20
3	5	F2	Kieran Stokes (J)	2009	Xray	18 / 305.88	16.99	16.47
4	6	F2	Craig Murrell (J)	2009	Xray	18 / 310.28	17.23	16.05
5	2		Peter Harridence	G09A	Schumacher	18 / 310.57	17.25	15.90
6	7	F2	Kyle Fuller (J)	2009	Xray	18 / 316.06	17.55	16.57
7	1	F2	Neil Pilkington	2009	Hot Bodies	17 / 311.29	18.31	16.88

Lap	Car 1	Car 2	Car 3	Car 4	Car 5	Car 6	Car 7
1	18.81	17.66	17.03	16.74	17.00	16.37	22.25
2	17.74	16.04	16.46	16.29	18.65	16.44	17.11
3	17.24	16.39	16.20	16.05	17.14	16.05	16.72
4	16.88	15.90	16.20	16.34	17.09	16.64	19.78
5	17.00	16.47	16.26	16.23	16.67	22.64	17.03
6	17.53	17.55	16.23	16.39	18.52	16.86	16.66
7	17.26	16.61	17.41	16.69	16.47	17.78	16.60
8	17.93	20.56	17.01	16.39	16.54	17.10	17.99
9	18.63	16.88	16.93	16.93	16.78	16.94	16.85
10	18.01	16.32	16.56	16.34	16.78	16.33	16.68
11	23.19	16.44	16.37	16.49	16.50	16.89	16.57
12	18.27	16.73	17.05	16.40	16.92	16.28	16.62
13	19.66	16.38	16.46	16.42	17.32	16.86	17.87
14	18.14	16.48	21.15	16.46	16.64	16.42	17.17
15	18.15	21.40	16.53	16.28	16.57	16.59	16.97
16	17.89	17.08	16.59	16.72	16.57	20.45	17.24
17	18.96	17.97	16.54	16.58	16.51	17.07	16.81
18		17.71	16.54	16.50	17.21	16.57	19.14
19				16.55			
20							



Heat 9 - Round 5 (<13.5 / 17.5>)

Pos	Car	Form	Name	Member Type	Car Make	Result	Ave	Best
1	2	F1	Remo Casadei	2009	Schumacher	19 / 304.55	16.02	15.58
2	5	F1	Ian Cairns	2009	Schumacher	19 / 315.72	16.61	16.25
3	7	F1	Kevin Bissell	2009	Hot Bodies	18 / 300.01	16.66	16.29
4	8	F2	James Davis	2009	Tamiya	18 / 301.34	16.74	16.26
5	4	F1	Gary Fuller	2009	Schumacher	18 / 309.04	17.16	16.53
6	6		Jordan Barnes (J)	G09A	Schumacher	17 / 306.78	18.04	16.21
7	3	F1	Scott Hauser	2009	Xray	5 / 137.60	27.52	15.52
8	1	F1	Joe Jenyavanija	2009	Tamiya	0 / 0.00	0.00	0.00

Lap	Car 1	Car 2	Car 3	Car 4	Car 5	Car 6	Car 7	Car 8
1		16.00	71.32	16.71	16.80	16.57	16.32	18.29
2		15.83	15.94	16.68	17.25	16.60	16.34	16.69
3		16.15	15.52	16.65	16.71	17.55	16.29	16.44
4		15.81	16.12	16.92	16.69	16.21	16.30	16.91
5		16.01	18.70	16.65	16.61	16.66	16.84	16.54
6		15.93		16.73	16.44	16.58	17.30	16.64
7		15.58		17.26	16.37	16.45	17.27	16.51
8		15.79		16.53	16.59	16.56	16.39	16.29
9		15.74		18.67	16.25	26.97	17.00	16.41
10		16.13		17.49	16.40	17.60	16.42	16.49
11		15.93		17.02	16.44	16.98	16.60	16.28
12		16.89		16.72	16.57	17.60	16.47	16.27
13		16.30		19.90	17.13	17.63	16.55	16.36
14		16.25		16.66	16.79	18.22	16.50	16.26
15		16.01		17.24	16.65	20.64	16.69	18.85
16		16.11		17.01	16.41	20.89	16.55	16.76
17		15.99		16.65	16.62	17.07	17.16	16.59
18		16.00		17.55	16.52		17.02	16.76
19		16.10			16.48			
20								

