

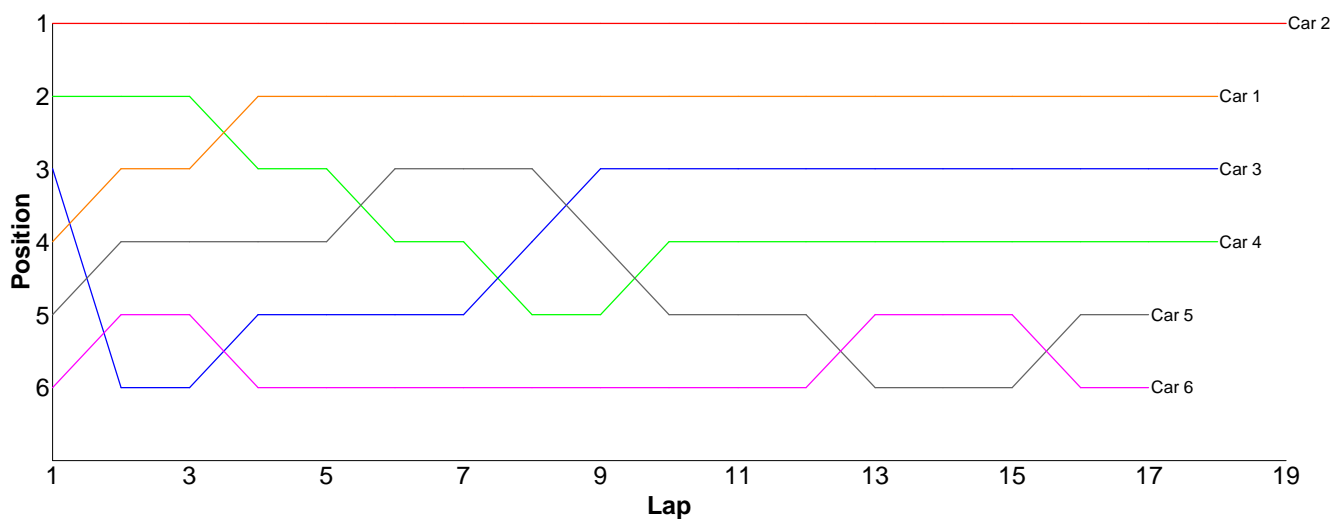
AMCC Summer Series 2009 : Round 1: 5 Apr 09

Race Results

IC Touring - A Final

Pos	Car	Form	Name	Member Type	Car Make	Result	Ave	Best
1	2	F2	Colin Taggart	2009	Xray	19 / 308.78	16.25	15.02
2	1	F2	Phillip Pullen	2009	Mugen	18 / 301.18	16.73	15.21
3	3	F2	Andrew Mills	2009	Mugen	18 / 305.71	16.98	15.25
4	4		James Rumble	2009	Xray	18 / 306.80	17.04	15.35
5	5	F2	Les Mainwaring	2009	Mugen	17 / 303.62	17.86	15.87
6	6	F2	Stephen Mills	2009	Xray	17 / 306.48	18.02	16.13

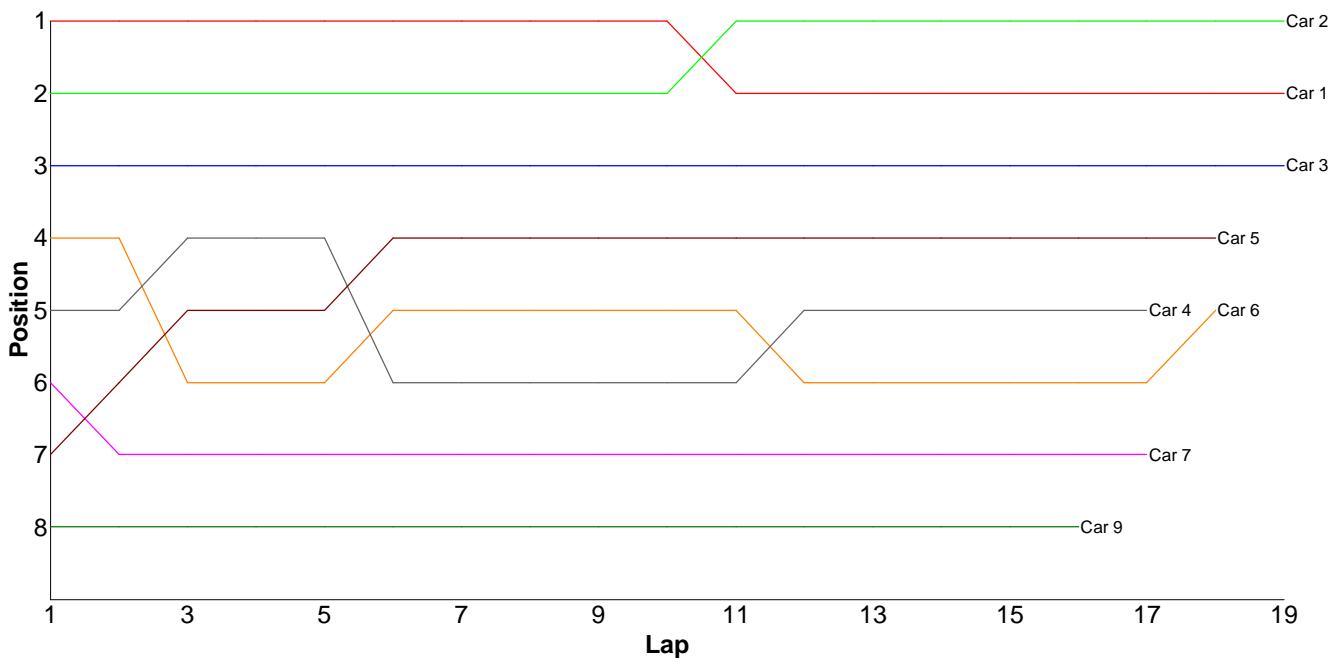
Lap	Car 1	Car 2	Car 3	Car 4	Car 5	Car 6
1	29.29	27.46	28.86	28.53	29.55	30.47
2	17.97	15.88	21.81	16.75	18.46	18.00
3	15.41	15.30	16.12	16.28	17.01	16.92
4	16.02	15.67	15.76	17.50	16.93	18.27
5	17.31	15.75	16.66	18.63	15.87	16.63
6	15.87	15.35	16.23	16.86	15.94	16.35
7	15.21	15.38	15.38	15.61	15.92	16.75
8	16.88	15.29	16.30	19.03	16.40	16.88
9	16.29	15.61	15.95	15.41	17.59	16.27
10	15.73	15.57	15.45	15.47	18.43	16.62
11	15.29	16.12	15.29	15.69	16.87	17.12
12	15.44	15.25	15.68	15.48	16.92	18.71
13	16.04	15.42	15.38	15.57	20.38	16.64
14	15.97	15.94	15.53	15.95	16.73	16.54
15	15.47	15.02	15.25	17.28	17.57	16.13
16	15.91	15.70	16.81	15.35	17.13	20.14
17	15.55	15.32	15.70	15.44	15.92	18.04
18	15.53	15.19	17.55	15.97		
19		17.56				
20						



Formula GT - A Final

Pos	Car	Form	Name	Member Type	Car Make	Result	Ave	Best
1	2	F2	Rob Warren	2009	Associated	19 / 311.87	16.41	15.54
2	1	F3	Nigel Moss	2009	Calandra	19 / 314.71	16.56	15.72
3	3	F2	Gerald Page	2009	Associated	19 / 314.79	16.56	15.66
4	5	F3	Jon Wilkins	2009	Associated	18 / 302.58	16.81	15.60
5	6	F3	Dave Skelton	2009	Associated	18 / 310.90	17.27	15.89
6	4	F3	Tim Webb	2009	Associated	17 / 294.14	17.30	15.89
7	7	F3	Dave Tims	2009	Tamiya	17 / 314.04	18.47	17.16
8	9	F3	Scott Adderson	2009	HPI	16 / 306.15	19.13	17.09
9	8	F3	Matt Tims	2009	Tamiya	0 / 0.00	0.00	0.00

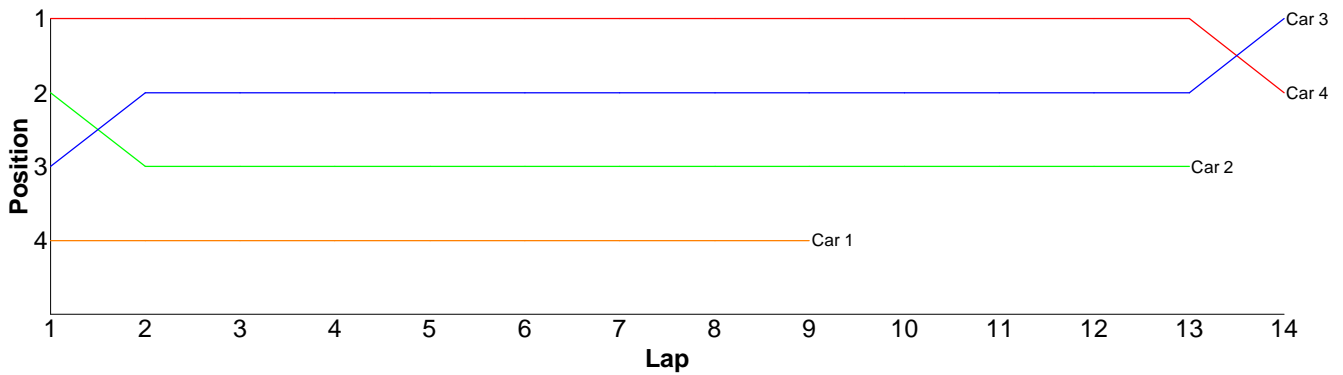
Lap	Car 1	Car 2	Car 3	Car 4	Car 5	Car 6	Car 7	Car 8	Car 9
1	25.32	25.69	26.12	27.60	30.66	27.18	30.48		35.55
2	15.72	16.01	16.06	16.34	15.66	15.95	17.81		17.57
3	15.95	16.09	15.99	16.47	16.05	20.16	17.50		18.27
4	16.05	15.82	16.06	16.32	15.73	16.63	17.20		19.19
5	15.86	15.78	15.95	16.05	15.60	16.70	17.21		18.24
6	16.25	16.28	15.98	21.18	15.93	16.76	17.32		17.09
7	15.80	15.81	15.93	15.91	16.36	16.22	17.24		18.12
8	15.76	15.68	15.82	16.52	16.36	16.21	17.25		17.38
9	15.89	15.81	16.01	16.34	16.03	15.89	18.70		18.88
10	16.11	15.98	16.11	16.11	15.96	16.70	17.76		17.59
11	16.69	15.95	16.05	16.26	15.63	16.37	17.16		17.45
12	16.02	16.01	15.66	15.89	15.87	16.56	17.71		18.20
13	16.44	15.74	16.19	18.01	15.90	17.83	17.76		18.41
14	16.07	15.99	16.19	16.15	16.10	16.33	17.41		17.81
15	16.23	15.61	16.16	16.43	16.18	16.18	17.26		18.29
16	16.01	15.78	16.13	16.34	15.97	16.51	17.47		18.11
17	16.07	15.86	15.90	16.22	16.55	16.15	20.80		
18	16.37	15.54	16.59		16.04	16.57			
19	16.10	16.44	15.89						
20									



EP Sport - A Final

Pos	Car	Form	Name	Member Type	Car Make	Result	Ave	Best
1	3	F2	Matthew Mills (J)	2009	Xray	14 / 319.89	22.84	21.19
2	4		Jason Elliot	G09A	Tamiya	14 / 321.57	22.96	20.22
3	2		Bradley Killick (J)	2009	Xray	13 / 302.12	23.24	21.46
4	1	F1	Jack Warren (J)	2009	Xray	9 / 311.15	34.57	20.42
5	5		David Chieng	2009	Tamiya	0 / 0.00	0.00	0.00

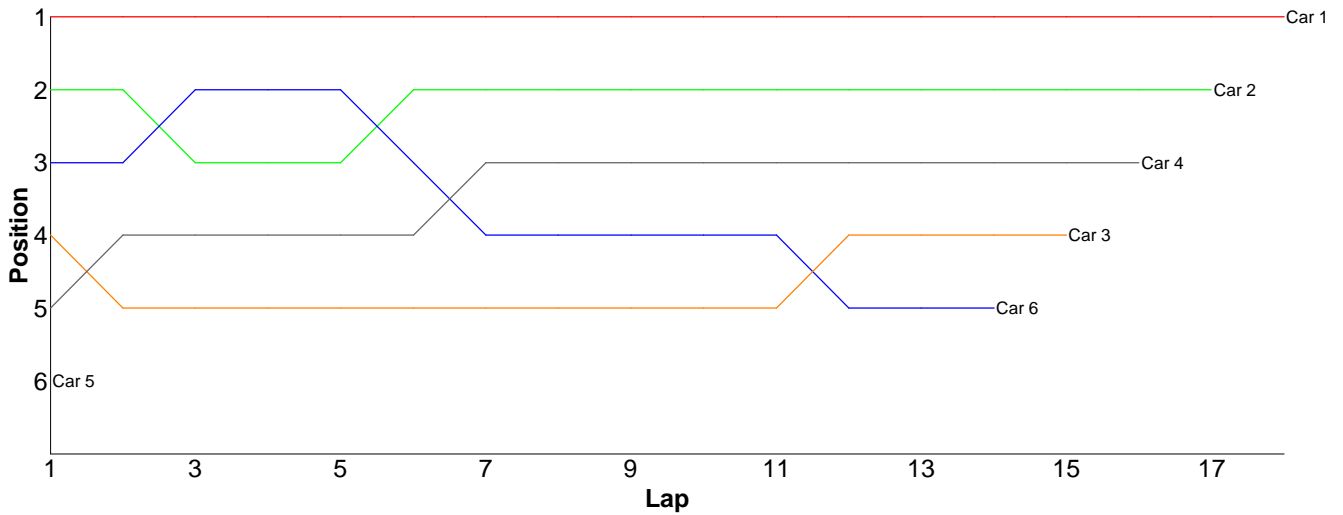
Lap	Car 1	Car 2	Car 3	Car 4	Car 5
1	132.60	34.66	35.20	33.66	
2	24.68	23.25	22.00	21.34	
3	21.77	22.34	21.22	21.21	
4	26.03	21.71	21.55	20.64	
5	21.23	23.78	22.08	21.00	
6	21.22	23.94	21.33	21.04	
7	21.97	21.69	21.51	21.33	
8	20.42	21.76	21.38	20.87	
9	21.23	21.46	21.19	20.22	
10		22.30	24.60	21.44	
11		21.68	21.55	22.94	
12		21.83	22.14	23.73	
13		21.72	21.45	26.11	
14			22.69	26.04	
15					



10.5 Pro-Stock - B Final

Pos	Car	Form	Name	Class	Member Type	Car Make	Result	Ave	Best
1	1	F2	Phillip Pullen	10.5 Pro-Stock	2009	HPI	18 / 305.73	16.98	16.05
2	2		Chris Graco	10.5 Pro-Stock	2009	Xray	17 / 308.41	18.14	16.24
3	4	F2	Jose Jimenez	13.5 Stock	2009	Associated	16 / 301.01	18.81	16.99
4	3	F2	Stephen Mills	10.5 Pro-Stock	2009	Hot Bodies	15 / 321.76	21.45	17.32
5	6	F2	Mick Barnes	13.5 Stock	2009	Xray	14 / 321.19	22.94	16.94
6	5	F2	Robin Francis	13.5 Stock	2009	Hot Bodies	1 / 43.73	43.73	43.73

Lap	Car 1	Car 2	Car 3	Car 4	Car 5	Car 6
1	25.57	28.34	35.56	37.30	43.73	31.48
2	16.24	16.60	23.90	17.44		16.94
3	17.09	21.47	19.07	17.71		17.09
4	18.20	16.72	19.42	16.99		17.28
5	16.43	17.33	18.26	17.24		17.50
6	16.27	17.72	17.57	17.35		21.03
7	16.27	16.24	17.32	17.36		21.17
8	16.67	16.80	18.23	19.52		19.58
9	16.38	16.46	17.45	17.37		17.67
10	16.21	16.47	19.78	17.41		17.45
11	16.40	16.34	19.81	17.72		18.66
12	16.05	22.69	32.06	17.09		66.15
13	16.13	18.21	20.70	17.81		17.02
14	16.46	17.13	18.95	18.07		22.17
15	16.61	16.84	23.68	17.13		
16	16.34	16.61		17.50		
17	16.32	16.44				
18	16.09					
19						

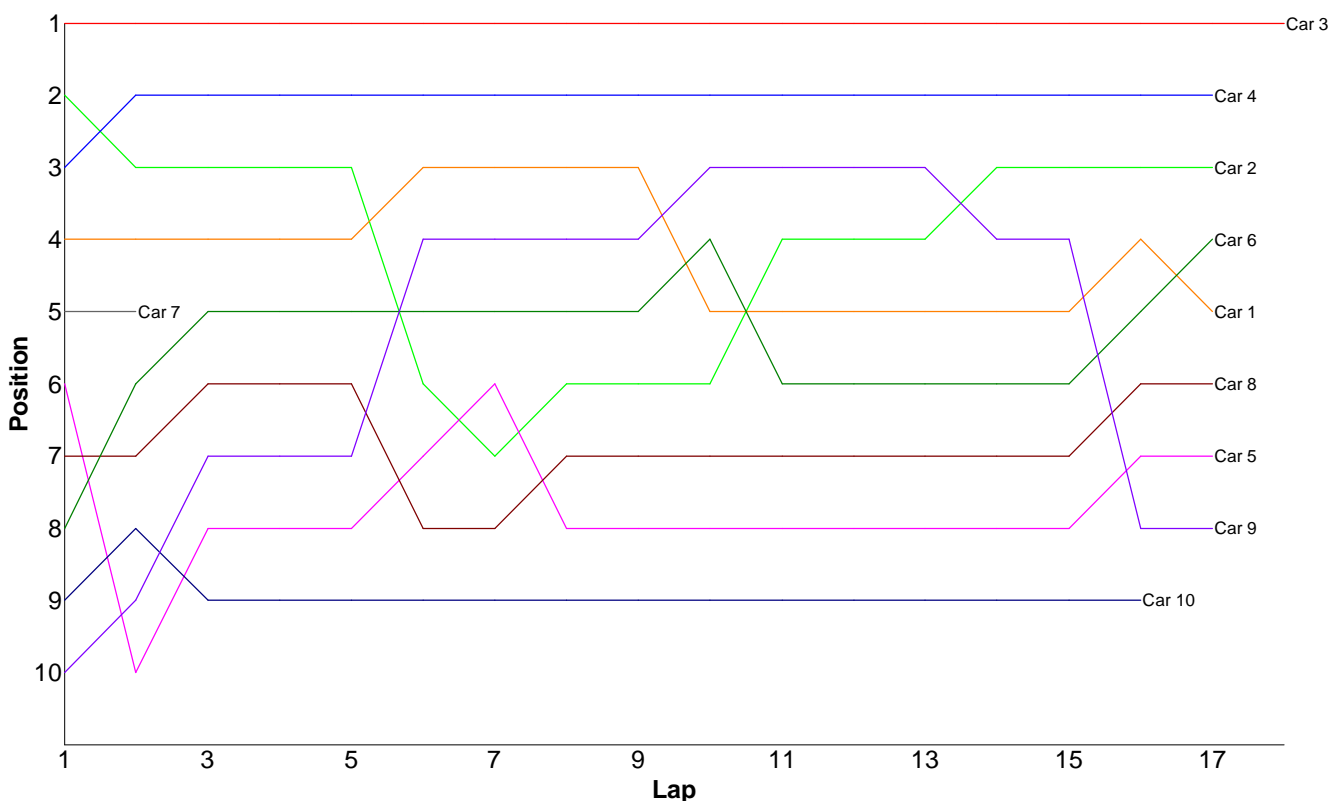


<13.5 / 17.5> - B Final

Pos	Car	Form	Name	Class	Member Type	Car Make	Result	Ave	Bes
1	3	F2	Kieran Stokes (J)	13.5 Stock	2009	Xray	18 / 308.68	17.14	16.20
2	4	F1	Scott Hauser	17.5 Stock	2009	Xray	17 / 303.11	17.83	16.74
3	2		Jack Gayler (J)	13.5 Stock	G09A	Schumacher	17 / 303.75	17.86	16.18
4	6	F2	Craig Murrell (J)	13.5 Stock	2009	Xray	17 / 311.13	18.30	16.28
5	1		Jordan Barnes (J)	13.5 Stock	G09A	Schumacher	17 / 311.14	18.30	16.57
6	8	F2	Scott Stokes	13.5 Stock	2009	Xray	17 / 314.13	18.47	16.84
7	5	F2	Neil Pilkington	13.5 Stock	2009	Hot Bodies	17 / 314.62	18.50	16.67
8	9	F2	Kyle Fuller (J)	13.5 Stock	2009	Xray	17 / 316.66	18.62	16.51
9	10		Paul Barnes	13.5 Stock	G09A	Xray	16 / 300.87	18.80	16.55
10	7		James Pilkington	13.5 Stock	2009	Hot Bodies	2 / 45.56	22.78	16.95

Lap	Car 1	Car 2	Car 3	Car 4	Car 5	Car 6	Car 7	Car 8	Car 9	Car 10
-----	-------	-------	-------	-------	-------	-------	-------	-------	-------	--------

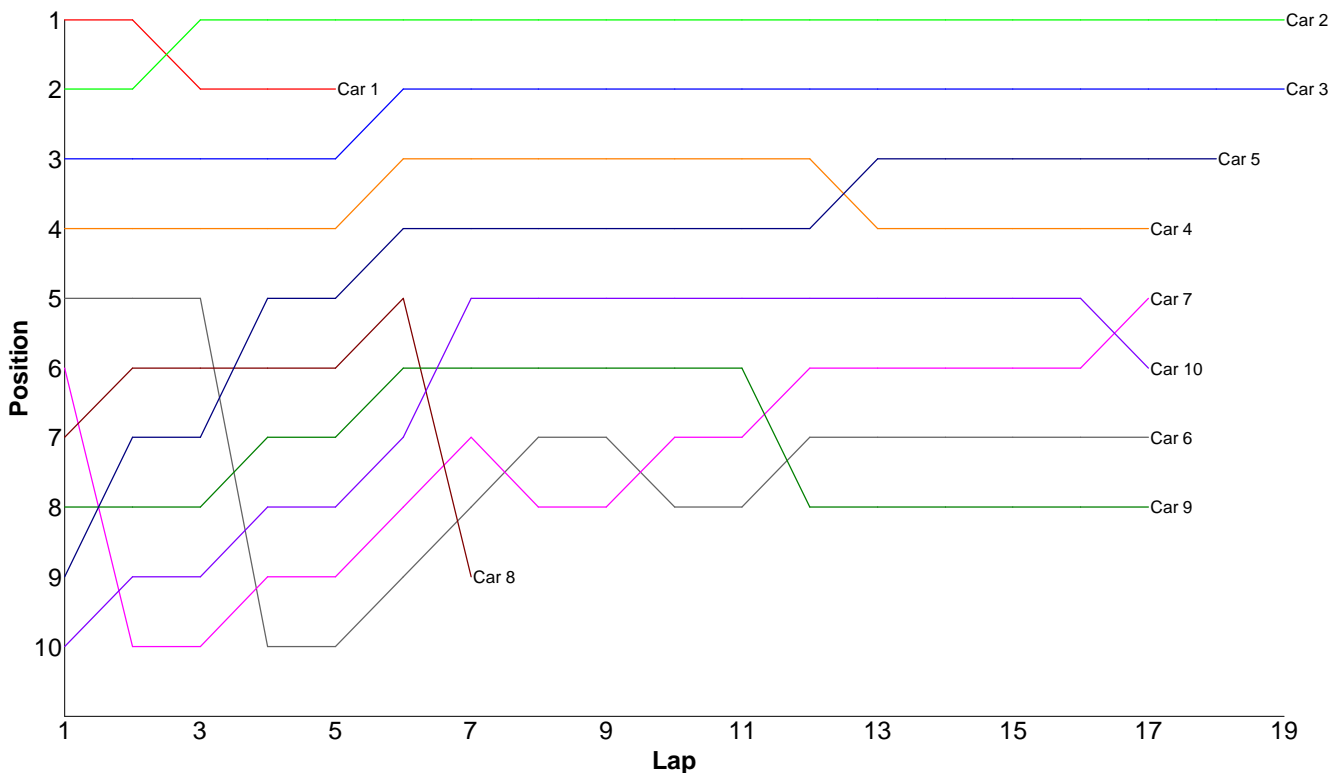
1	27.29	26.30	25.78	26.97	29.53	30.86	28.61	30.09	32.23	31.37
2	17.50	17.56	16.20	16.76	21.44	16.68	16.95	17.85	17.33	17.20
3	18.07	16.97	16.23	16.99	17.43	17.68		17.72	16.83	22.57
4	17.67	17.99	16.50	17.32	17.30	16.28		16.84	16.56	17.48
5	16.74	16.18	16.37	16.74	17.23	16.55		17.11	16.81	17.20
6	17.51	24.88	16.89	17.30	17.02	20.77		24.12	17.19	23.83
7	16.92	17.05	16.76	17.22	16.77	17.21		18.84	16.51	16.65
8	16.85	18.83	16.60	18.73	23.72	16.65		17.47	16.86	17.29
9	18.46	16.54	16.51	17.79	16.98	17.43		16.86	16.95	17.76
10	21.67	16.52	16.48	17.34	17.24	17.87		17.10	19.99	17.53
11	17.61	16.83	16.45	17.21	17.94	20.56		16.86	17.26	17.02
12	16.57	16.18	16.49	17.18	17.00	16.78		17.47	16.91	16.97
13	16.82	16.33	16.32	17.23	16.81	17.19		16.84	16.65	17.19
14	17.63	16.56	16.58	16.96	16.67	16.44		16.94	17.16	16.55
15	17.92	16.41	17.76	16.96	16.73	18.09		17.18	19.59	17.22
16	17.75	16.24	17.12	17.26	17.30	16.85		17.43	23.72	17.04
17	18.16	16.38	17.00	17.15	17.51	17.24		17.41	18.11	
18			16.64							
19										



<13.5 / 17.5> - A Final

Pos	Car	Form	Name	Member Type	Car Make	Result	Ave	Best
1	2	F1	Scott Hauser	2009	Xray	19 / 309.30	16.27	15.23
2	3	F1	Remo Casadei	2009	Schumacher	19 / 314.81	16.56	15.81
3	5		Trevor Scrase	2009	Xray	18 / 313.63	17.42	16.00
4	4	F1	Ian Cairns	2009	Schumacher	17 / 301.09	17.71	16.13
5	7	F1	Kevin Bissell	2009	Hot Bodies	17 / 303.23	17.83	16.22
6	10		Peter Harridence	G09A	Schumacher	17 / 303.68	17.86	16.45
7	6	F2	James Davis	2009	Tamiya	17 / 305.17	17.95	16.30
8	9	F1	Gary Fuller	2009	Schumacher	17 / 310.16	18.24	16.45
9	8		Dain Gayler	G09A	Schumacher	7 / 138.10	19.72	15.85
10	1	F1	Joe Jenyavanija	2009	Tamiya	5 / 87.83	17.56	15.56

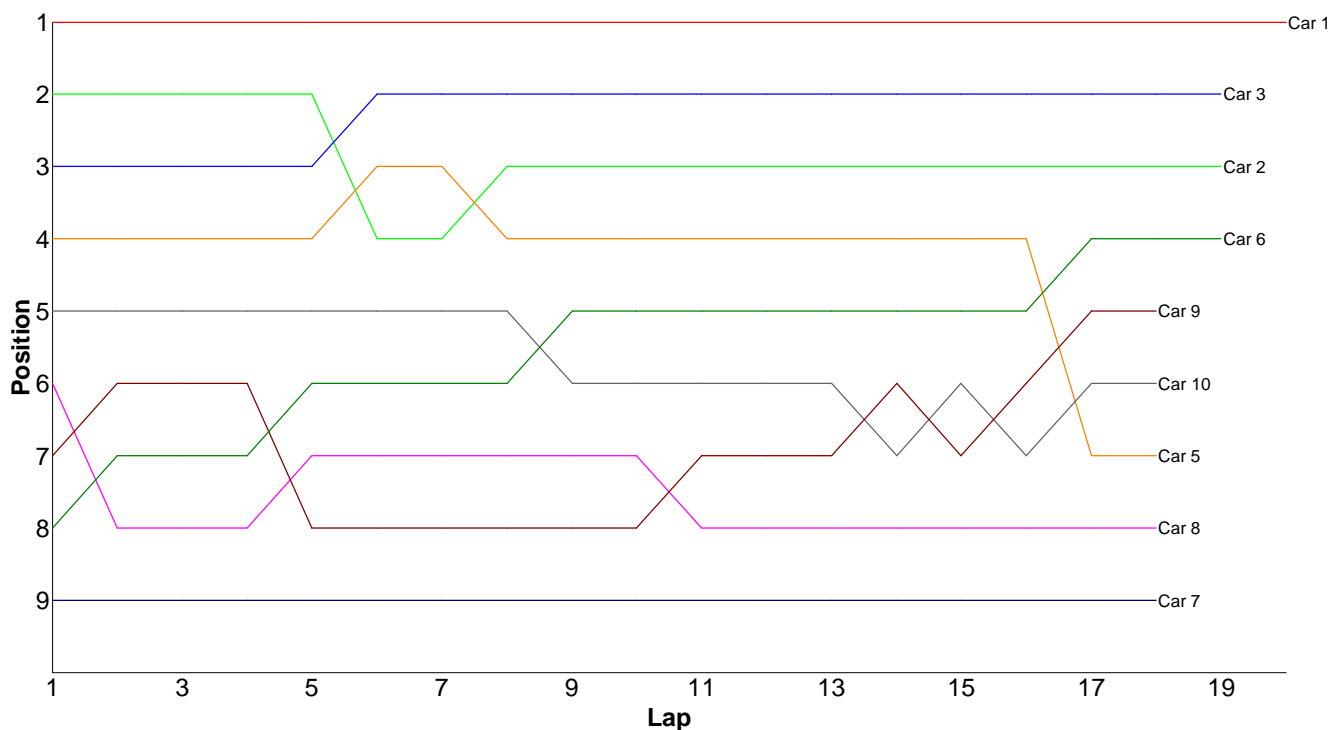
Lap	Car 1	Car 2	Car 3	Car 4	Car 5	Car 6	Car 7	Car 8	Car 9	Car 10
1	24.10	24.54	25.14	25.74	29.32	26.31	27.43	27.72	29.01	29.82
2	15.76	15.38	16.00	16.26	16.29	16.30	20.69	17.11	17.04	16.64
3	15.56	15.23	15.92	16.47	16.17	17.18	16.53	15.85	16.45	16.84
4	16.18	15.32	16.00	16.13	16.01	22.08	16.45	17.26	17.15	17.05
5	16.23	15.43	15.93	16.79	16.37	16.83	16.59	16.90	16.62	16.48
6		15.43	15.81	16.67	16.05	17.71	16.22	16.35	16.71	16.65
7		15.28	15.96	16.28	16.44	18.26	20.51	26.91	19.70	17.72
8		17.95	16.15	16.81	16.00	16.69	18.14		16.90	17.91
9		16.94	16.00	16.67	16.41	18.39	17.46		18.23	16.73
10		15.89	16.03	16.78	16.21	17.59	16.98		17.51	16.79
11		15.72	16.06	16.64	16.32	16.60	16.35		17.08	17.59
12		15.83	16.14	16.75	16.64	16.62	16.48		21.93	18.53
13		15.65	16.00	25.21	23.14	16.84	16.68		17.31	16.76
14		15.62	16.39	17.39	16.37	16.84	16.54		16.93	16.48
15		16.08	16.28	16.79	16.25	16.46	16.43		17.07	16.45
16		15.85	16.21	16.75	16.91	16.69	16.93		17.13	17.60
17		15.75	16.07	16.96	16.13	17.78	16.82		17.39	17.64
18		15.68	16.02		16.60					
19		15.73	16.70							
20										



10.5 Pro-Stock - A Final

Pos	Car	Form	Name	Member Type	Car Make	Result	Ave	Best
1	1	F1	Ori Sohachevsky	2009	Schumacher	20 / 306.15	15.30	14.67
2	3		Sam Martin	2009	Hot Bodies	19 / 300.79	15.83	14.84
3	2	F1	Craig Maher	2009	Xray	19 / 305.74	16.09	15.20
4	6		Les Baldry	G09A	Hot Bodies	19 / 315.57	16.60	15.31
5	9		Neil Hunt	2009	Schumacher	18 / 301.94	16.77	15.43
6	10	F2	Daniel Horton	2009	Hot Bodies	18 / 303.19	16.84	15.71
7	5	F1	Brian Killick	2009	Xray	18 / 303.41	16.85	15.28
8	8		Richard Young	G09A	Xray	18 / 309.79	17.21	15.57
9	7	F2	Glen West	2009	Xray	18 / 313.12	17.39	15.38
10	4	F1	Nick Adams	2009	Tamiya	0 / 0.00	0.00	0.00

Lap	Car 1	Car 2	Car 3	Car 4	Car 5	Car 6	Car 7	Car 8	Car 9	Car 10
1	23.21	24.67	24.98		27.37	29.03	29.96	28.40	28.50	28.15
2	14.68	15.48	15.27		15.86	16.12	16.02	16.91	16.12	15.75
3	14.90	15.48	16.00		15.36	15.97	15.87	16.08	15.99	16.40
4	14.67	15.26	15.20		15.57	15.53	15.38	15.57	15.79	15.96
5	14.83	15.20	15.05		15.61	16.79	21.33	16.92	18.36	15.78
6	14.68	19.59	15.28		15.60	15.31	19.14	15.81	16.50	15.71
7	14.82	15.62	15.18		15.92	15.54	19.67	15.72	16.40	15.92
8	14.98	15.47	15.08		15.79	15.60	15.94	16.52	15.47	15.95
9	14.91	15.57	14.84		15.48	16.38	15.62	15.87	15.56	17.65
10	14.88	15.21	15.54		15.33	16.56	15.44	15.99	15.43	16.23
11	15.37	15.55	15.17		15.40	15.69	15.71	17.92	16.03	15.93
12	14.88	15.31	15.41		15.46	15.61	15.44	16.00	15.66	15.97
13	15.04	15.25	15.23		15.61	15.67	15.51	16.23	15.78	15.96
14	15.02	15.28	15.33		15.45	15.69	16.41	19.80	15.51	16.28
15	14.93	15.36	15.29		15.28	15.76	15.40	16.94	16.82	15.99
16	15.07	15.25	15.34		20.02	15.67	18.21	16.79	16.44	17.52
17	14.84	15.57	15.61		22.56	17.01	16.56	16.15	15.72	16.21
18	14.79	15.28	15.88		15.74	15.82	15.51	16.17	15.86	15.83
19	14.95	15.34	15.11			15.82				
20	14.70									
21										



<Bikes> - A Final

Pos	Car	Form	Name	Member Type	Car Make	Result	Ave	Best
1	1	F2	Chris Groom	2009		13 / 304.46	23.42	20.94
2	3	F2	Matt Tims	2009		13 / 316.93	24.37	22.06
3	2	F2	Andy Carless	2009		13 / 318.69	24.51	21.92
4	4	F2	Dave Tims	2009		12 / 313.61	26.13	22.77
5	7		Peter Wilson	G09A		9 / 315.04	35.00	24.34
6	5		Richard Blissett	G09A		8 / 326.99	40.87	25.96
7	6	F2	Scott Adderson	2009		0 / 0.00	0.00	0.00

Lap	Car 1	Car 2	Car 3	Car 4	Car 5	Car 6	Car 7
1	37.27	38.05	40.12	41.60	44.85		52.12
2	22.48	22.20	24.00	26.01	36.48		24.79
3	22.15	22.54	22.68	25.17	87.66		31.76
4	22.26	22.11	22.85	30.75	29.12		28.91
5	21.85	26.59	22.41	27.66	26.56		74.88
6	22.25	22.13	22.57	24.01	39.36		27.08
7	21.93	25.56	26.14	23.42	25.96		24.63
8	22.18	22.75	22.54	22.78	37.00		26.53
9	21.59	23.06	22.50	23.17			24.34
10	21.78	22.48	23.67	23.33			
11	26.00	21.92	22.06	22.77			
12	21.78	26.83	23.22	22.94			
13	20.94	22.47	22.17				
14							

