

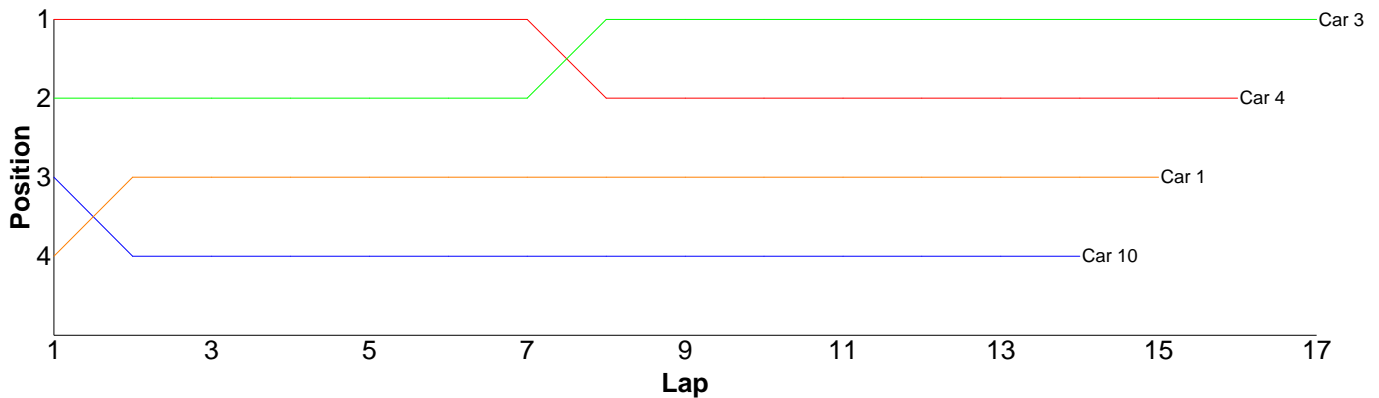
AMCC Winter Championship 2008/09 - Round 13: 29 Mar 09

Race Results

Heat 1 - Round 1 (IC Touring)

Pos	Car	Form	Name	Member Type	Car Make	Result	Ave	Best
1	3	F2	Mark Fagan	2009	Serpent	17 / 309.22	18.18	17.18
2	4	F2	Colin Taggart	2009	Xray	16 / 304.32	19.02	17.85
3	1	F2	Les Mainwaring	2009	Mugen	15 / 305.82	20.38	18.30
4	10		Andrew Mills	2009	Mugen	14 / 306.89	21.92	19.13
=5	2	F2	Phillip Pullen	2009	Mugen	0 / 0.00	0.00	0.00
=5	6		Stephen Mills	2009	Xray	0 / 0.00	0.00	0.00

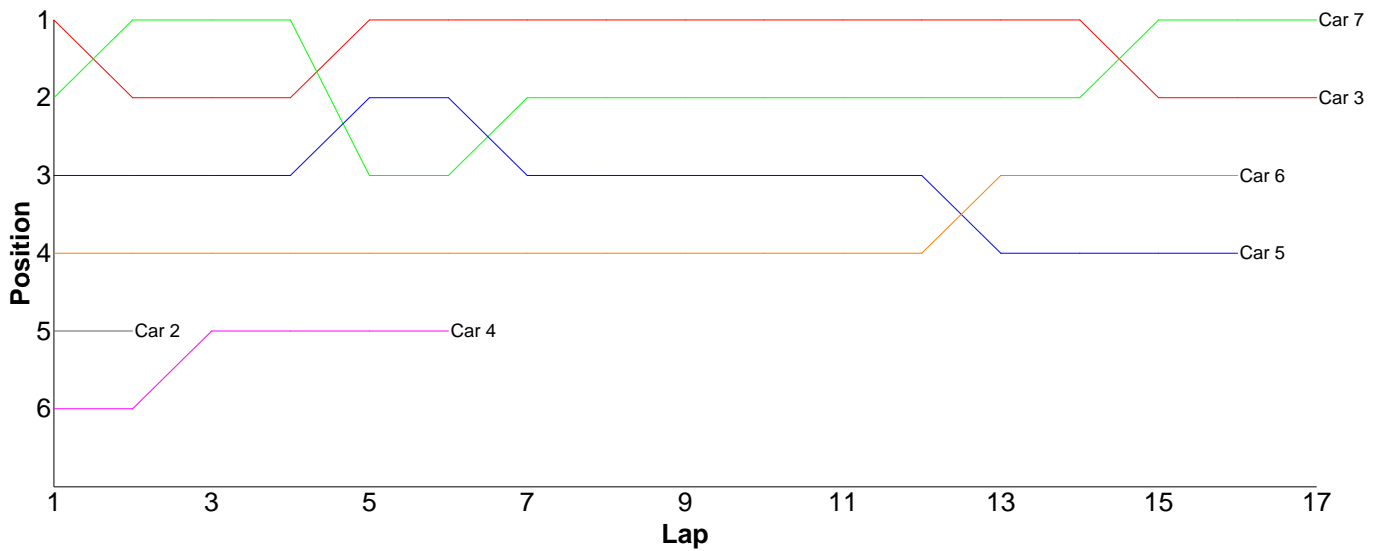
Lap	Car 1	Car 2	Car 3	Car 4	Car 5	Car 6	Car 7	Car 8	Car 9	Car 10
1	21.52		18.87	18.65						20.97
2	19.70		22.33	18.25						23.16
3	19.43		17.75	18.40						28.09
4	18.79		17.56	18.72						20.78
5	18.89		18.10	18.22						23.08
6	22.61		18.77	18.84						20.86
7	18.30		17.32	18.90						20.52
8	18.40		18.12	20.10						19.26
9	21.68		17.44	19.09						25.45
10	19.11		17.43	18.41						21.72
11	19.00		17.92	18.63						19.13
12	25.43		17.87	18.85						19.26
13	18.64		17.64	18.68						21.22
14	25.07		17.60	23.99						23.39
15	19.25		19.28	17.85						
16			17.18	18.74						
17			18.04							
18										



Heat 2 - Round 1 (Formula GT)

Pos	Car	Form	Name	Member Type	Car Make	Result	Ave	Best
1	7	F4	Gerald Page	2009	Associated	17 / 315.77	18.57	17.54
2	3	F4	Jon Wilkins	2009	Associated	17 / 316.53	18.61	17.72
3	6	F3	Dave Skelton	2009	Associated	16 / 300.89	18.80	17.51
4	5	F4	Tim Webb	2009	Tamiya	16 / 306.64	19.16	17.95
5	4	F3	Rob Warren	2009	Associated	6 / 316.81	52.80	18.72
6	2	F3	Nigel Moss	2009	Calandra	2 / 58.52	29.26	28.40
7	1	F4	Rob Baxter	2009	Associated	0 / 0.00	0.00	0.00

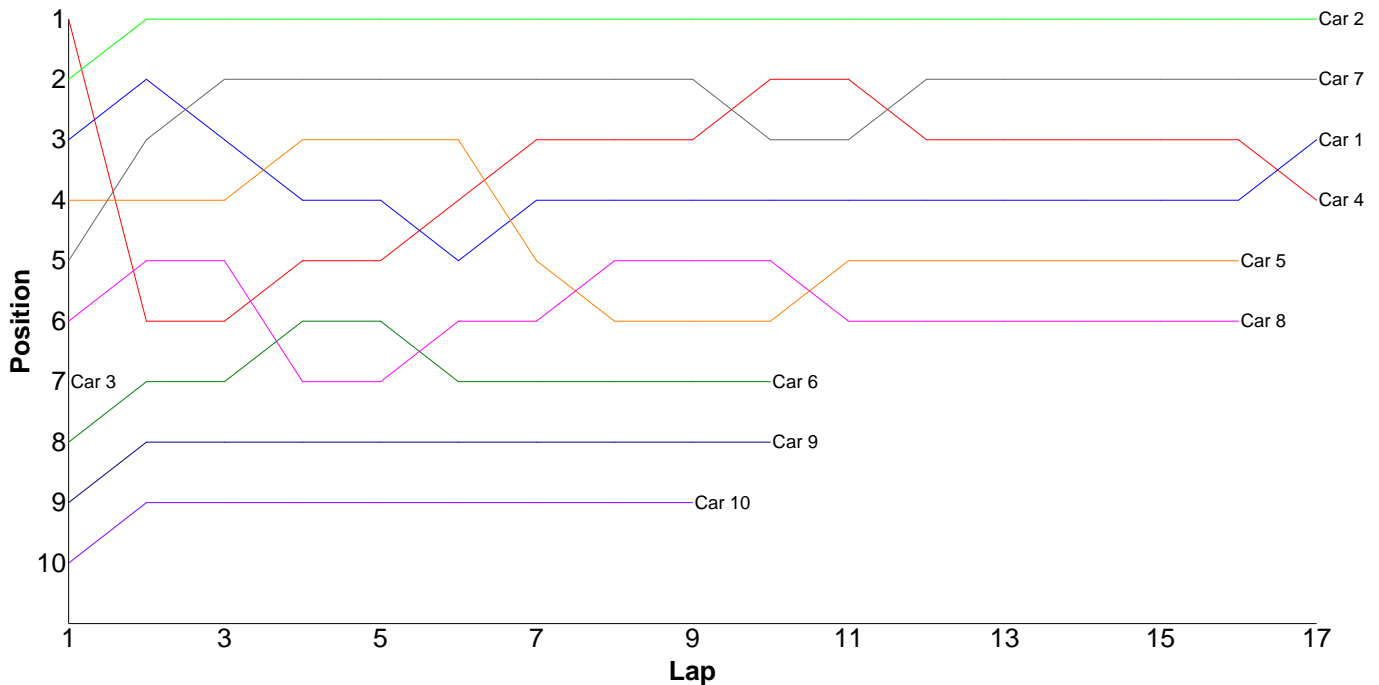
Lap	Car 1	Car 2	Car 3	Car 4	Car 5	Car 6	Car 7
1		30.12	19.93	215.03	20.67	21.29	19.98
2		28.40	19.45	25.51	19.42	21.93	19.25
3			18.78	19.88	18.94	20.04	18.88
4			19.12	18.86	18.38	18.85	18.78
5			18.17	18.72	18.20	18.21	19.81
6			18.06	18.81	18.96	19.38	18.28
7			18.06		19.20	18.30	18.08
8			18.58		18.75	18.50	17.70
9			17.72		20.22	18.32	19.31
10			18.63		19.39	18.61	19.08
11			18.40		18.44	17.82	17.54
12			18.01		18.74	18.23	17.94
13			18.05		21.71	17.89	17.75
14			17.84		19.52	18.34	17.71
15			20.92		18.15	17.67	17.75
16			18.25		17.95	17.51	17.98
17			18.56				19.95
18							



Heat 3 - Round 1 (<Stock>)

Pos	Car	Form	Name	Class	Member Type	Car Make	Result	Ave
1	2	F2	James Davis	13.5 Stock	2009	Tamiya	17 / 307.66	18.09
2	7	F2	Kieran Stokes (J)	13.5 Stock	2009	Xray	17 / 311.85	18.34
3	1	F1	Ian Cairns	13.5 Stock	2009	Schumacher	17 / 314.02	18.47
4	4		Kyle Fuller (J)	13.5 Stock	2009	Xray	17 / 315.06	18.53
5	5	F1	Scott Hauser	17.5 Stock	2009	Xray	16 / 306.02	19.12
6	8	F2	Robin Francis	13.5 Stock	2009	Hot Bodies	16 / 314.41	19.65
7	6	F2	Scott Stokes	13.5 Stock	2009	Xray	10 / 206.35	20.63
8	9	F2	Andy Lewis	13.5 Stock	2009	Hot Bodies	10 / 261.67	26.16
9	10		Peter Harridence	13.5 Stock	G09A	Schumacher	9 / 273.66	30.40
10	3	F2	Craig Murrell (J)	13.5 Stock	2009	Xray	1 / 18.76	18.76

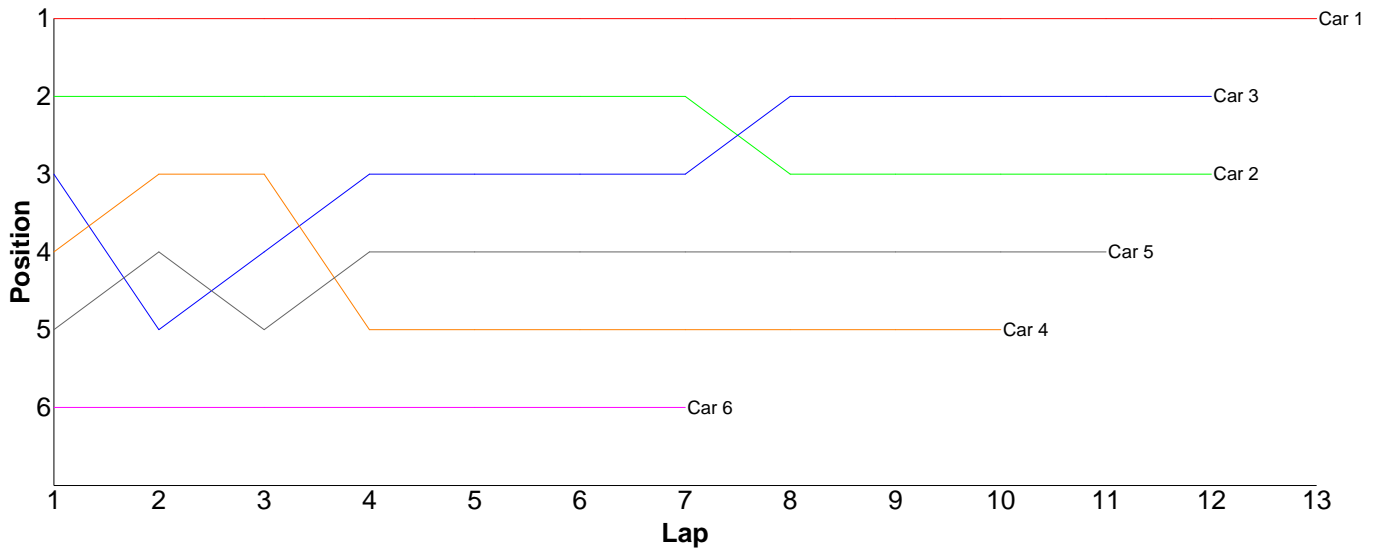
Lap	Car 1	Car 2	Car 3	Car 4	Car 5	Car 6	Car 7	Car 8	Car 9	Car 10
1	18.09	18.05	18.76	17.71	18.61	21.10	18.67	18.72	24.25	117.07
2	17.98	17.81		24.15	18.58	21.27	18.04	21.27	22.99	22.24
3	18.97	17.78		18.00	18.72	17.78	17.31	19.63	23.81	18.90
4	20.01	18.62		17.43	18.35	21.02	18.41	22.51	24.34	19.62
5	18.85	17.33		17.64	18.24	18.47	19.41	18.62	24.08	18.25
6	18.87	17.71		17.49	18.77	24.14	17.89	18.23	22.43	18.04
7	17.98	17.61		18.03	25.62	21.71	19.98	17.99	24.81	19.51
8	17.84	17.75		17.82	18.60	20.37	18.23	18.44	22.32	18.50
9	18.02	19.77		18.30	18.66	21.12	17.95	18.51	31.90	21.53
10	19.98	17.73		17.58	18.50	19.37	18.55	18.06	40.74	
11	18.95	17.45		17.93	18.41		18.66	19.92		
12	18.66	18.75		20.93	19.02		17.93	18.35		
13	17.73	17.46		18.03	18.82		17.45	18.78		
14	18.12	18.24		17.47	18.93		19.26	19.11		
15	17.73	19.49		18.06	18.45		18.09	21.48		
16	18.46	17.83		18.30	19.74		17.99	24.79		
17	17.78	18.28		20.19			18.03			
18										



Heat 4 - Round 1 (EP Sport)

Pos	Car	Form	Name	Member Type	Car Make	Result	Ave	Best
1	1	F2	Matthew Mills (J)	2009	Xray	13 / 306.39	23.56	22.51
2	3		Bradley Killick (J)	G09A	Xray	12 / 301.89	25.15	22.96
3	2	F1	Jack Warren (J)	2009	Xray	12 / 304.78	25.39	23.05
4	5	F2	Jack Talbot (J)	2009	Xray	11 / 290.38	26.39	23.92
5	4	F2	Hannah Carless (J)	2009	Tamiya	10 / 278.97	27.89	26.13
6	6		Dawn Skelton	2009	Xray	7 / 264.44	37.77	34.08

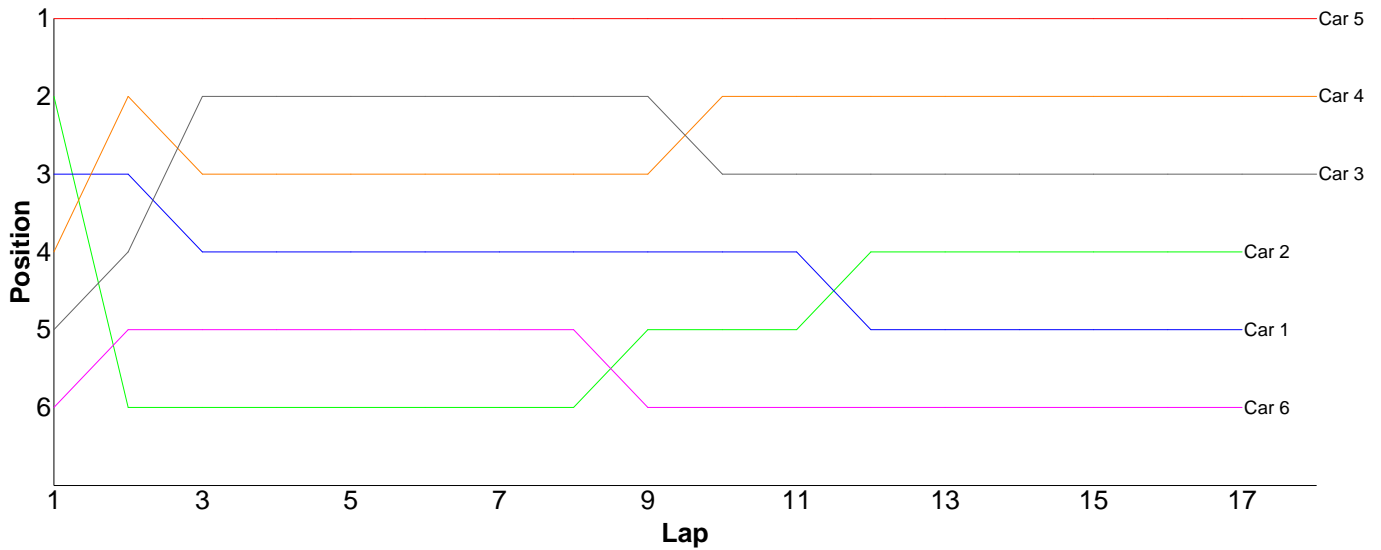
Lap	Car 1	Car 2	Car 3	Car 4	Car 5	Car 6
1	22.86	23.57	25.63	26.37	28.95	37.78
2	22.91	28.16	31.42	28.01	26.59	34.78
3	24.39	27.37	26.36	27.49	29.50	42.25
4	23.00	23.06	24.55	29.08	24.35	35.39
5	23.76	23.05	22.96	27.07	25.06	37.95
6	23.06	23.15	25.36	28.89	24.89	42.21
7	22.51	23.51	24.06	26.13	28.22	34.08
8	29.59	31.71	22.97	32.41	24.32	
9	22.86	26.41	23.15	26.59	30.05	
10	23.17	25.46	23.02	26.93	23.92	
11	22.97	24.97	29.06		24.53	
12	22.64	24.36	23.35			
13	22.67					
14						



Heat 5 - Round 1 (10.5 Pro-Stock)

Pos	Car	Form	Name	Member Type	Car Make	Result	Ave	Best
1	5		Richard Young	G09A	Xray	18 / 303.73	16.87	16.36
2	4	F2	Phillip Pullen	2009	HPI	18 / 313.47	17.41	16.63
3	3	F2	Neil Talbot	2009	Xray	18 / 317.57	17.64	16.57
4	2		Glen West	2009	Xray	17 / 300.56	17.68	16.13
5	1	F1	David Johnson	2009	Schumacher	17 / 308.66	18.15	16.74
6	6		Stephen Mills	2009	Hot Bodies	17 / 317.87	18.69	17.85

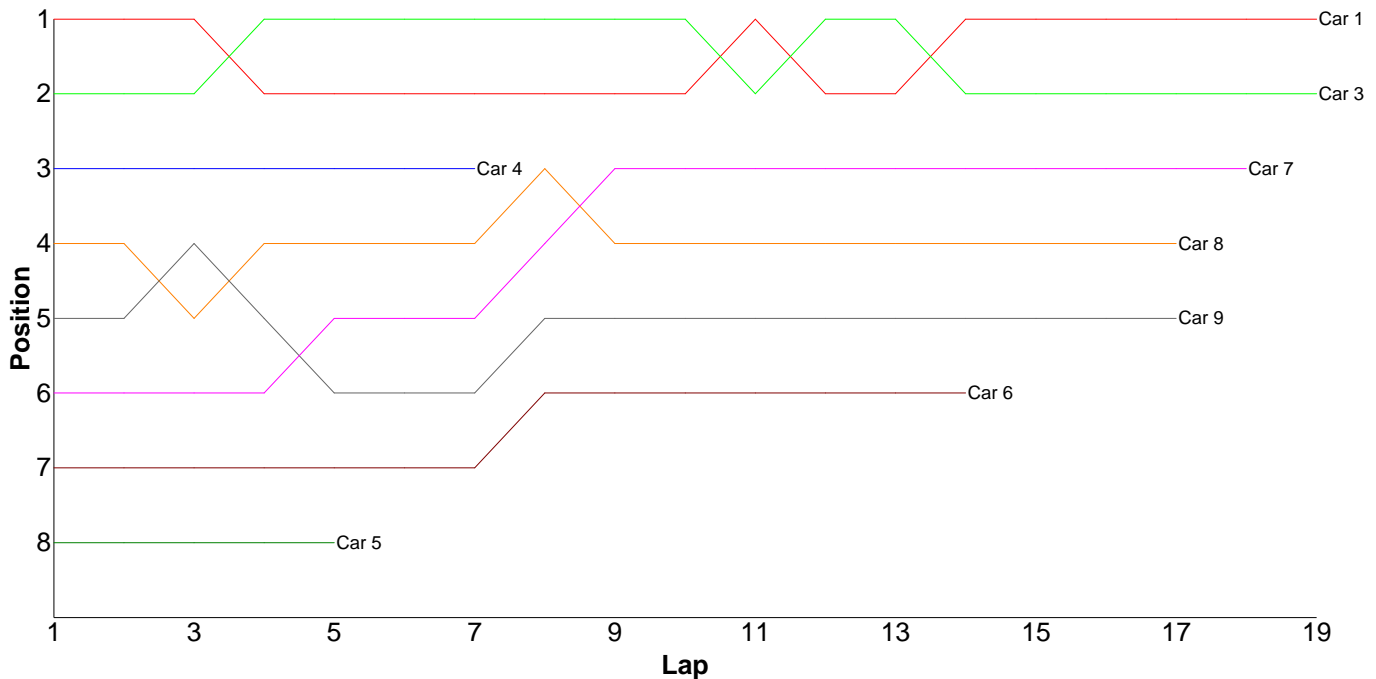
Lap	Car 1	Car 2	Car 3	Car 4	Car 5	Car 6
1	17.43	17.26	18.26	17.90	17.13	19.56
2	18.72	34.94	17.90	17.59	17.42	18.81
3	19.06	16.55	16.94	17.84	17.98	19.27
4	17.82	16.27	17.08	17.66	16.75	18.08
5	19.58	16.25	16.84	17.63	16.67	18.21
6	17.84	16.48	17.20	17.22	16.69	19.64
7	17.59	16.63	17.31	17.05	16.60	18.26
8	16.74	16.18	18.01	16.85	16.36	18.59
9	20.08	16.13	16.88	16.80	16.59	18.56
10	17.34	16.83	18.95	17.31	16.76	18.11
11	17.58	16.46	17.12	16.98	16.91	18.94
12	19.53	16.45	19.07	16.78	16.86	18.90
13	17.63	16.21	19.70	16.81	16.53	18.70
14	17.93	16.48	17.68	21.37	16.83	19.90
15	18.43	18.33	16.57	17.30	16.65	18.05
16	17.92	16.55	16.76	16.63	16.49	17.85
17	17.44	16.56	16.91	16.93	16.74	18.44
18			18.39	16.82	17.77	
19						



Heat 6 - Round 1 (<Stock>)

Pos	Car	Form	Name	Member Type	Car Make	Result	Ave	Best
1	1	F1	Rob Baxter	2009	Xray	19 / 305.66	16.08	15.71
2	3	F1	Remo Casadei	2009	Schumacher	19 / 308.72	16.24	15.70
3	7	F1	Anthony Pedder	2009	Hot Bodies	18 / 313.35	17.40	16.42
4	8	F1	Kevin Bissell	2009	Hot Bodies	17 / 300.20	17.65	17.06
5	9	F1	Jon Wilkins	2009	Hot Bodies	17 / 304.03	17.88	16.82
6	6	F2	Gary Fuller	2009	Schumacher	14 / 315.76	22.55	17.63
7	4	F2	Scott Hauser	2009	Xray	7 / 118.11	16.87	16.66
8	5		Jamie Gill	2009	Yokomo	5 / 303.05	60.61	17.08
9	2	F1	Joe Jenyavanija	2009	Tamiya	0 / 0.00	0.00	0.00

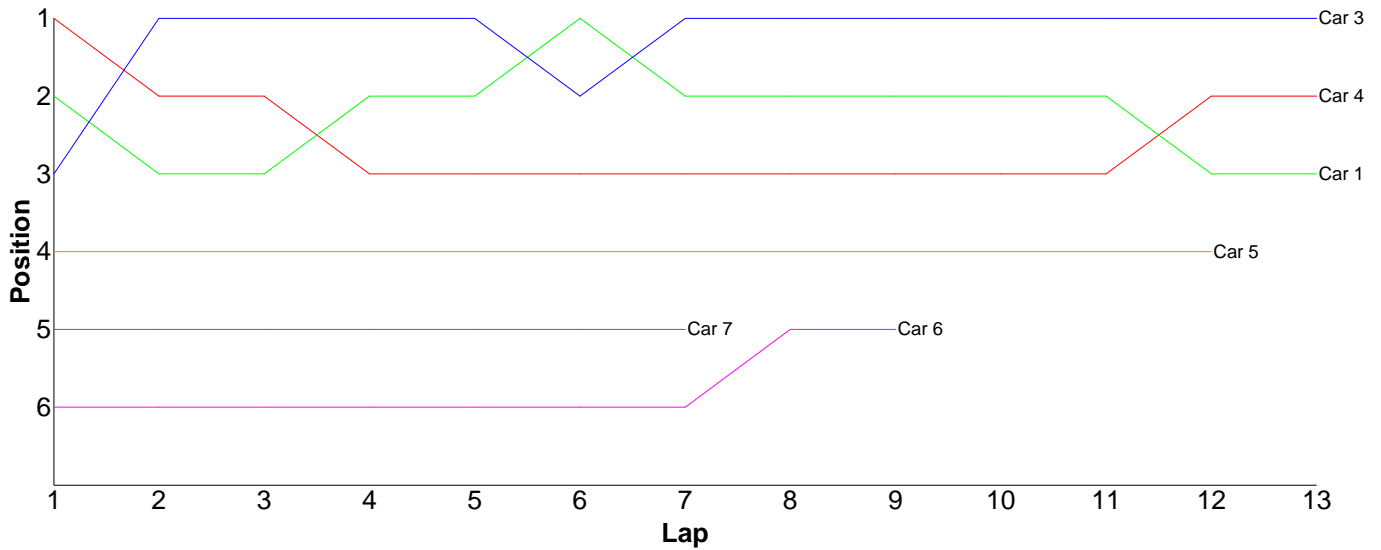
Lap	Car 1	Car 2	Car 3	Car 4	Car 5	Car 6	Car 7	Car 8	Car 9
1	15.83		15.98	16.66	226.89	36.11	18.75	17.79	18.01
2	15.93		15.91	16.67	19.28	19.15	18.65	17.35	17.65
3	15.71		16.21	17.46	22.16	39.57	17.95	18.10	17.14
4	17.16		15.70	16.68	17.08	18.03	17.59	18.13	19.72
5	16.16		16.02	16.66	17.64	37.93	18.30	17.69	20.67
6	16.47		16.34	17.04		18.73	17.59	18.21	17.06
7	15.85		16.17	16.94		18.50	17.15	17.73	17.86
8	15.87		15.95			19.16	16.46	17.06	18.52
9	16.13		16.32			18.04	16.42	17.78	17.57
10	16.11		16.28			18.16	16.57	17.33	17.99
11	16.00		16.42			19.07	17.16	17.45	18.35
12	16.20		15.82			17.93	16.56	17.33	18.09
13	16.36		16.60			17.75	16.43	17.71	16.82
14	16.08		16.75			17.63	16.92	17.13	17.13
15	16.06		16.54				17.35	17.38	16.99
16	16.12		15.86				17.21	17.23	16.93
17	15.87		15.77				16.74	18.80	17.53
18	15.76		17.30				19.55		
19	15.99		16.78						
20									



Heat 7 - Round 1 (<Bikes>)

Pos	Car	Form	Name	Class	Member Type	Car Make	Result	Ave
1	3	F1	Andy Carless	Bikes 1/5th	2009		13 / 300.23	23.09
2	4	F2	Chris Groom	Bikes 1/5th	2009		13 / 306.89	23.60
3	1		Simon Lancaster	Bikes 1/5th	G09A		13 / 312.11	24.00
4	5	F2	Dave Richards	Bikes 1/5th	2009		12 / 321.39	26.78
5	6	F2	Matthew Book	Bikes 1/5th	2009		9 / 319.52	35.50
6	7	F4	Gerald Page	Bikes 1/8th	2009		7 / 242.62	34.66
7	2		Graham Clarke	Bikes 1/5th	G09A		0 / 0.00	0.00

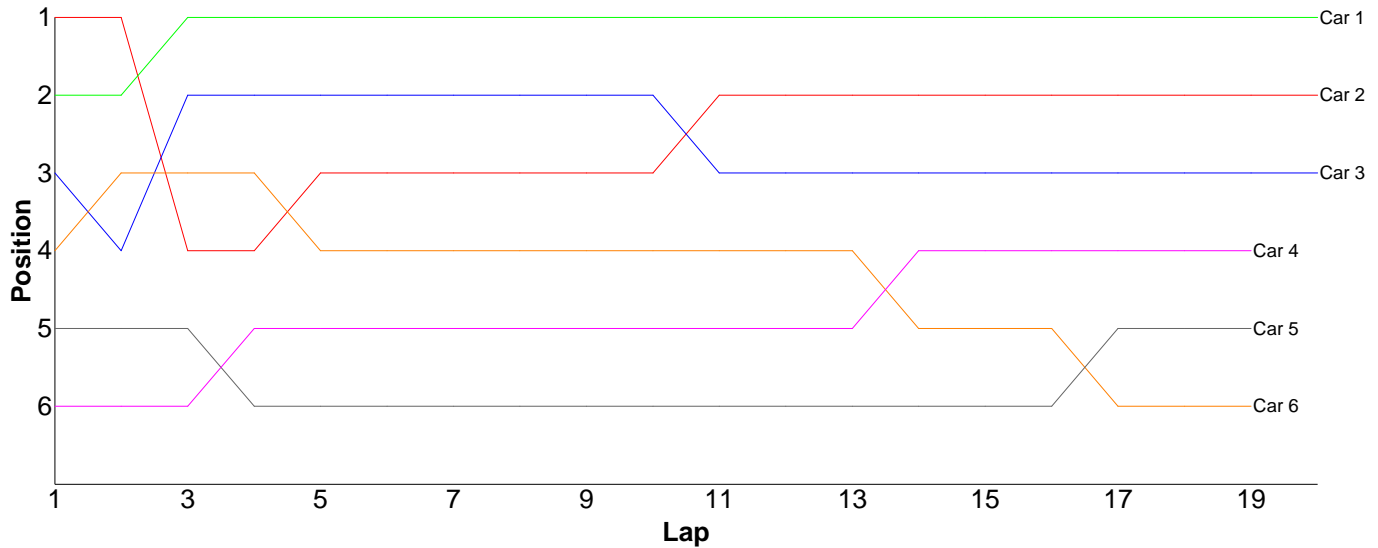
Lap	Car 1	Car 2	Car 3	Car 4	Car 5	Car 6	Car 7
1	23.04		24.26	22.49	32.62	69.25	35.93
2	28.32		23.63	28.12	33.73	31.57	47.98
3	22.65		22.83	23.08	23.89	36.94	27.86
4	21.34		23.40	26.21	23.87	34.59	32.50
5	21.93		22.42	22.98	24.94	32.03	38.46
6	21.52		22.36	22.67	34.29	27.60	27.97
7	27.33		23.15	23.28	23.14	30.22	31.92
8	21.68		22.85	22.93	31.59	28.85	
9	21.79		22.92	23.15	22.96	28.47	
10	27.61		23.36	23.06	22.41		
11	22.76		23.50	22.67	22.78		
12	28.84		22.74	23.18	25.17		
13	23.30		22.81	23.07			
14							



Heat 8 - Round 1 (10.5 Pro-Stock)

Pos	Car	Form	Name	Member Type	Car Make	Result	Ave	Best
1	1	F1	Ben Cane	2009	Schumacher	20 / 309.98	15.49	15.11
2	2	F1	Matthew Quinlisk	2009	Hot Bodies	20 / 313.37	15.66	15.11
3	3	F1	Craig Maher	2009	Xray	20 / 314.45	15.72	15.41
4	4	F1	Nick Adams	2009	Tamiya	19 / 305.48	16.07	15.37
5	5	F1	Jamie Vassallo	2009	Schumacher	19 / 311.45	16.39	15.70
6	6	F1	Brian Killick	2009	Xray	19 / 313.98	16.52	15.65

Lap	Car 1	Car 2	Car 3	Car 4	Car 5	Car 6
1	15.42	15.21	16.36	16.94	16.64	16.41
2	15.11	15.29	16.01	17.59	16.14	15.92
3	15.77	18.61	15.89	16.54	17.91	16.61
4	15.52	16.03	16.25	16.06	16.53	16.07
5	15.59	15.55	15.77	15.93	16.55	16.49
6	16.01	15.56	15.70	15.66	16.33	15.99
7	15.58	15.61	15.61	15.98	16.13	15.87
8	15.39	15.50	15.72	15.77	15.74	15.72
9	15.11	15.58	15.50	15.60	16.20	15.83
10	15.15	15.37	15.48	15.52	16.72	15.89
11	15.41	15.63	15.92	16.52	15.79	15.65
12	15.39	15.66	15.55	15.75	16.55	15.98
13	15.33	15.51	15.65	15.40	16.61	15.79
14	15.51	15.47	15.80	15.43	15.70	19.46
15	15.69	15.57	15.63	15.54	16.46	16.22
16	15.62	15.39	15.41	15.37	15.88	15.86
17	15.60	15.11	15.55	18.32	15.78	20.91
18	15.46	15.41	15.74	15.69	16.47	16.98
19	15.55	15.41	15.44	15.87	17.32	16.33
20	15.77	15.90	15.47			
21						

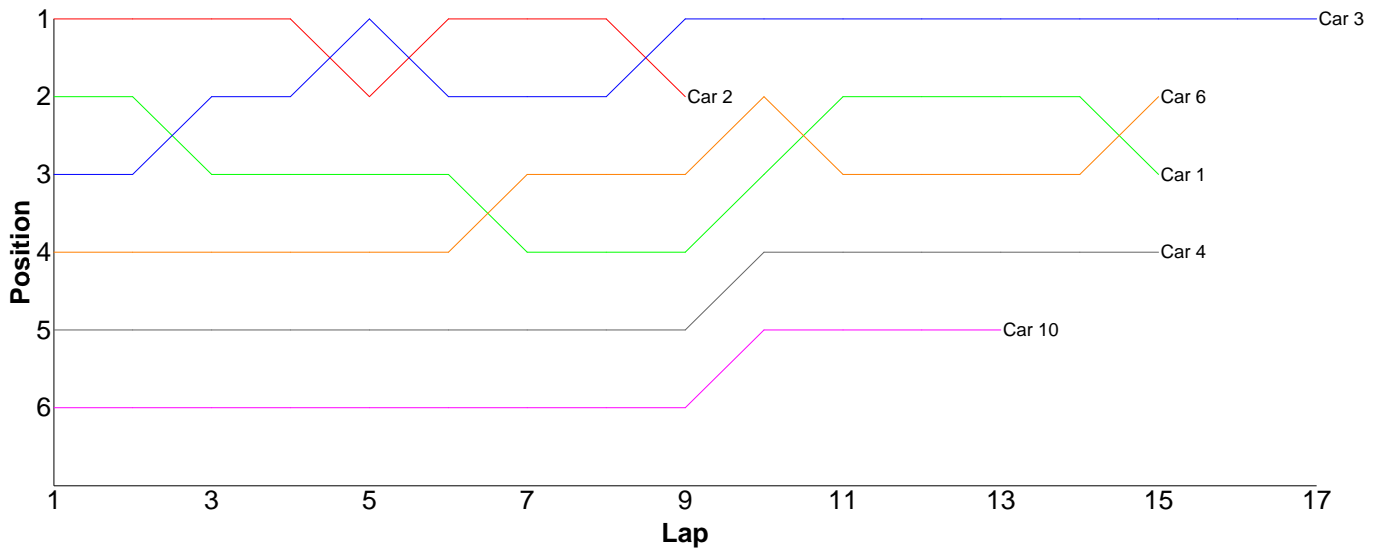


Heat 1 - Round 2 (IC Touring)

Pos	Car	Form	Name	Member Type	Car Make	Result	Ave	Best
1	3	F2	Mark Fagan	2009	Serpent	17 / 292.77	17.22	15.63
2	6		Stephen Mills	2009	Xray	15 / 291.49	19.43	17.66
3	1	F2	Les Mainwaring	2009	Mugen	15 / 294.49	19.63	16.90

4	4	F2	Colin Taggart	2009	Xray	15 / 301.75	20.11	16.09
5	10		Andrew Mills	2009	Mugen	13 / 304.16	23.39	16.45
6	2	F2	Phillip Pullen	2009	Mugen	9 / 154.09	17.12	16.47

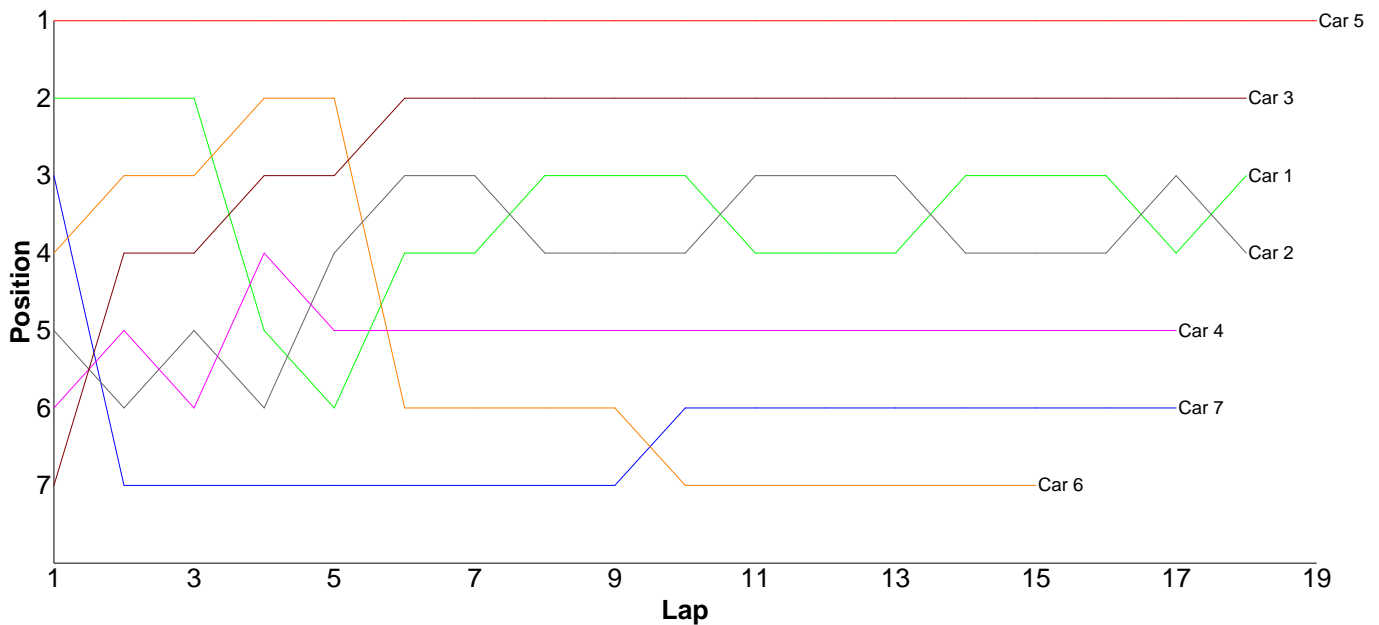
Lap	Car 1	Car 2	Car 3	Car 4	Car 5	Car 6	Car 7	Car 8	Car 9	Car 10
1	17.98	17.43	19.53	63.09		19.74				76.12
2	17.69	17.01	16.27	16.50		21.74				18.44
3	18.25	17.55	17.95	16.36		18.98				21.62
4	17.51	18.18	16.75	17.14		19.21				19.00
5	18.23	17.14	16.60	16.09		18.29				18.85
6	16.96	16.47	17.43	16.66		21.59				21.77
7	32.84	16.90	16.80	16.72		18.55				18.73
8	17.93	16.77	16.46	16.40		18.45				18.60
9	22.20	16.64	16.16	18.69		21.70				18.12
10	17.55		15.87	16.62		18.26				16.45
11	17.62		16.84	17.25		18.63				17.76
12	17.09		16.45	17.03		18.22				20.99
13	16.90		15.63	16.13		22.51				17.71
14	21.66		16.23	16.87		17.96				
15	24.08		16.18	20.20		17.66				
16			25.28							
17			16.34							
18										



Heat 2 - Round 2 (Formula GT)

Pos	Car	Form	Name	Member Type	Car Make	Result	Ave	Best
1	5	F4	Tim Webb	2009	Tamiya	19 / 315.06	16.58	16.18
2	3	F4	Jon Wilkins	2009	Associated	18 / 311.61	17.31	16.63
3	1	F4	Rob Baxter	2009	Associated	18 / 315.94	17.55	16.37
4	2	F3	Nigel Moss	2009	Calandra	18 / 317.09	17.61	16.40
5	4	F3	Rob Warren	2009	Associated	17 / 304.09	17.88	16.97
6	7	F4	Gerald Page	2009	Associated	17 / 310.29	18.25	16.78
7	6	F3	Dave Skelton	2009	Associated	15 / 307.60	20.50	16.64

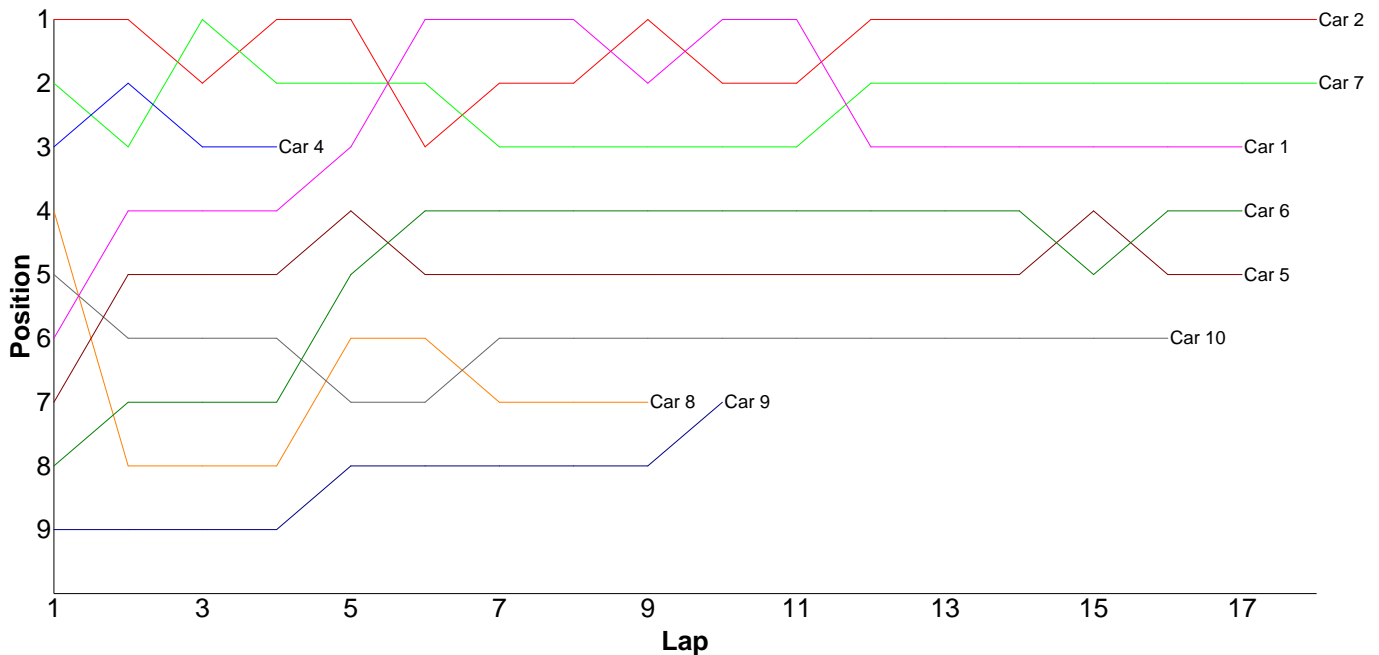
Lap	Car 1	Car 2	Car 3	Car 4	Car 5	Car 6	Car 7
1	17.14	17.54	18.15	17.86	17.02	17.44	17.19
2	16.76	18.26	17.22	17.55	16.50	16.64	18.65
3	16.78	16.68	16.99	17.51	16.86	17.08	19.65
4	24.81	23.09	16.95	22.51	16.93	16.87	22.02
5	19.23	16.89	19.66	19.00	16.92	20.42	21.17
6	16.75	17.11	16.87	17.46	16.18	24.59	18.29
7	16.67	16.68	19.11	17.20	16.74	17.36	18.36
8	16.39	19.44	16.63	17.06	16.21	17.77	17.20
9	17.62	17.02	18.48	18.82	16.32	21.08	18.18
10	16.51	16.66	16.71	17.81	16.58	24.94	16.87
11	17.97	16.40	16.80	17.25	16.44	24.28	17.31
12	17.74	16.84	17.14	16.97	16.23	29.66	16.83
13	16.97	18.34	16.71	17.17	16.31	16.98	17.79
14	16.52	17.33	16.92	17.44	16.76	22.29	16.78
15	16.96	17.16	16.67	17.47	16.42	20.20	19.24
16	17.22	16.67	16.94	17.22	16.79		17.03
17	17.53	17.20	16.85	17.79	16.70		17.73
18	16.37	17.78	16.81		16.29		
19					16.86		
20							



Heat 3 - Round 2 (<Stock>)

Pos	Car	Form	Name	Class	Member Type	Car Make	Result	Ave
1	2	F2	James Davis	13.5 Stock	2009	Tamiya	18 / 306.20	17.01
2	7	F2	Kieran Stokes (J)	13.5 Stock	2009	Xray	18 / 322.94	17.94
3	1	F1	Ian Cairns	13.5 Stock	2009	Schumacher	17 / 302.10	17.77
4	6	F2	Scott Stokes	13.5 Stock	2009	Xray	17 / 313.17	18.42
5	5	F1	Scott Hauser	17.5 Stock	2009	Xray	17 / 316.92	18.64
6	10		Peter Harridence	13.5 Stock	G09A	Schumacher	16 / 312.45	19.52
7	9	F2	Andy Lewis	13.5 Stock	2009	Hot Bodies	10 / 271.39	27.13
8	8	F2	Robin Francis	13.5 Stock	2009	Hot Bodies	9 / 195.58	21.73
9	4		Kyle Fuller (J)	13.5 Stock	2009	Xray	4 / 68.45	17.11
10	3	F2	Craig Murrell (J)	13.5 Stock	2009	Xray	0 / 0.00	0.00

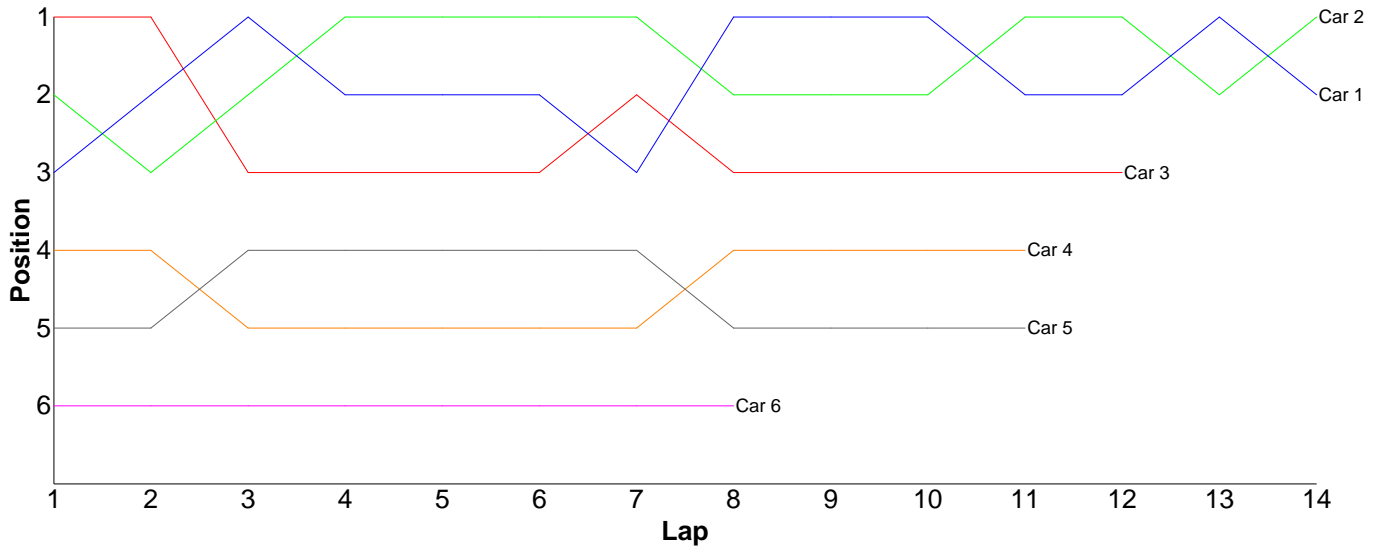
Lap	Car 1	Car 2	Car 3	Car 4	Car 5	Car 6	Car 7	Car 8	Car 9	Car 10
1	17.79	16.49		17.21	17.79	18.64	16.61	17.40	23.10	17.44
2	17.13	16.61		17.11	17.38	18.67	17.71	22.14	30.88	18.22
3	16.63	17.78		16.97	17.52	18.94	16.29	17.51	31.15	18.88
4	17.06	16.56		17.16	17.58	17.23	17.29	27.68	23.25	17.07
5	16.86	16.74			17.45	17.34	17.17	18.27	29.39	31.84
6	16.64	18.33			27.94	18.20	17.37	19.03	20.09	19.09
7	16.94	16.62			17.80	19.81	17.08	29.30	20.52	17.82
8	17.00	17.05			17.59	19.19	18.59	18.63	42.93	17.81
9	17.44	17.04			18.19	19.05	17.47	25.62	22.04	21.79
10	17.06	17.40			17.84	18.09	17.48		28.04	16.85
11	17.11	17.40			17.71	18.29	17.33			17.25
12	22.94	17.06			17.92	17.40	18.03			17.00
13	17.38	16.50			17.82	18.16	17.73			21.22
14	17.34	16.78			17.64	18.81	17.85			21.10
15	17.54	16.58			17.92	18.33	17.85			18.43
16	17.17	17.20			19.53	18.29	17.60			20.64
17	22.07	16.96			21.30	18.73	18.73			
18		17.10					24.76			
19										



Heat 4 - Round 2 (EP Sport)

Pos	Car	Form	Name	Member Type	Car Make	Result	Ave	Best
1	2	F1	Jack Warren (J)	2009	Xray	14 / 314.14	22.43	21.22
2	1	F2	Matthew Mills (J)	2009	Xray	14 / 315.25	22.51	21.59
3	3		Bradley Killick (J)	G09A	Xray	12 / 297.90	24.82	21.12
4	4	F2	Hannah Carless (J)	2009	Tamiya	11 / 286.96	26.08	24.04
5	5	F2	Jack Talbot (J)	2009	Xray	11 / 291.79	26.52	22.89
6	6		Dawn Skelton	2009	Xray	8 / 289.15	36.14	33.07

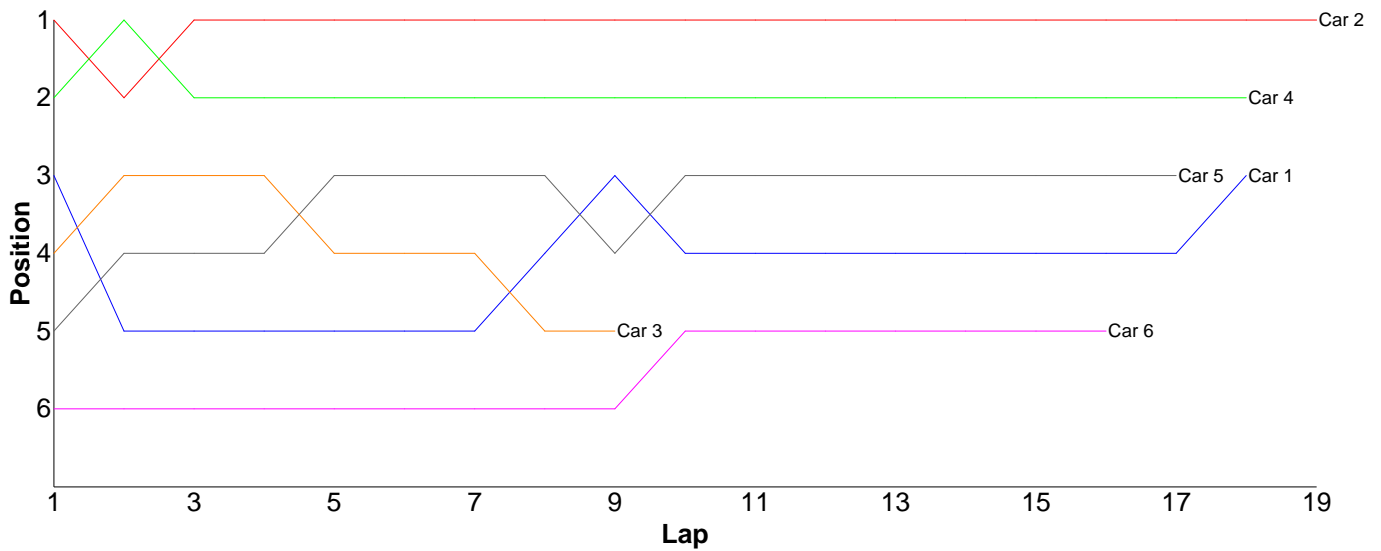
Lap	Car 1	Car 2	Car 3	Car 4	Car 5	Car 6
1	22.78	21.81	21.12	27.98	27.98	33.07
2	21.59	23.64	22.99	25.43	26.99	37.65
3	22.65	23.32	24.92	27.72	25.54	38.98
4	24.44	22.43	22.61	31.98	24.28	34.32
5	22.15	22.02	22.79	24.81	22.89	35.11
6	22.03	21.71	21.35	24.59	29.59	38.17
7	22.96	22.66	21.82	24.58	26.65	36.13
8	22.19	24.77	46.82	24.04	28.86	35.72
9	22.32	22.22	21.59	24.12	23.81	
10	21.82	21.33	24.30	26.20	29.73	
11	23.42	21.22	22.92	25.51	25.47	
12	22.16	22.03	24.67			
13	21.89	23.58				
14	22.85	21.40				
15						



Heat 5 - Round 2 (10.5 Pro-Stock)

Pos	Car	Form	Name	Member Type	Car Make	Result	Ave	Best
1	2		Glen West	2009	Xray	19 / 309.37	16.28	15.78
2	4	F2	Phillip Pullen	2009	HPI	18 / 305.01	16.94	16.31
3	1	F1	David Johnson	2009	Schumacher	18 / 310.39	17.24	16.12
4	5		Richard Young	G09A	Xray	17 / 289.34	17.02	16.17
5	6		Stephen Mills	2009	Hot Bodies	16 / 310.52	19.40	17.79
6	3	F2	Neil Talbot	2009	Xray	9 / 164.71	18.30	16.83

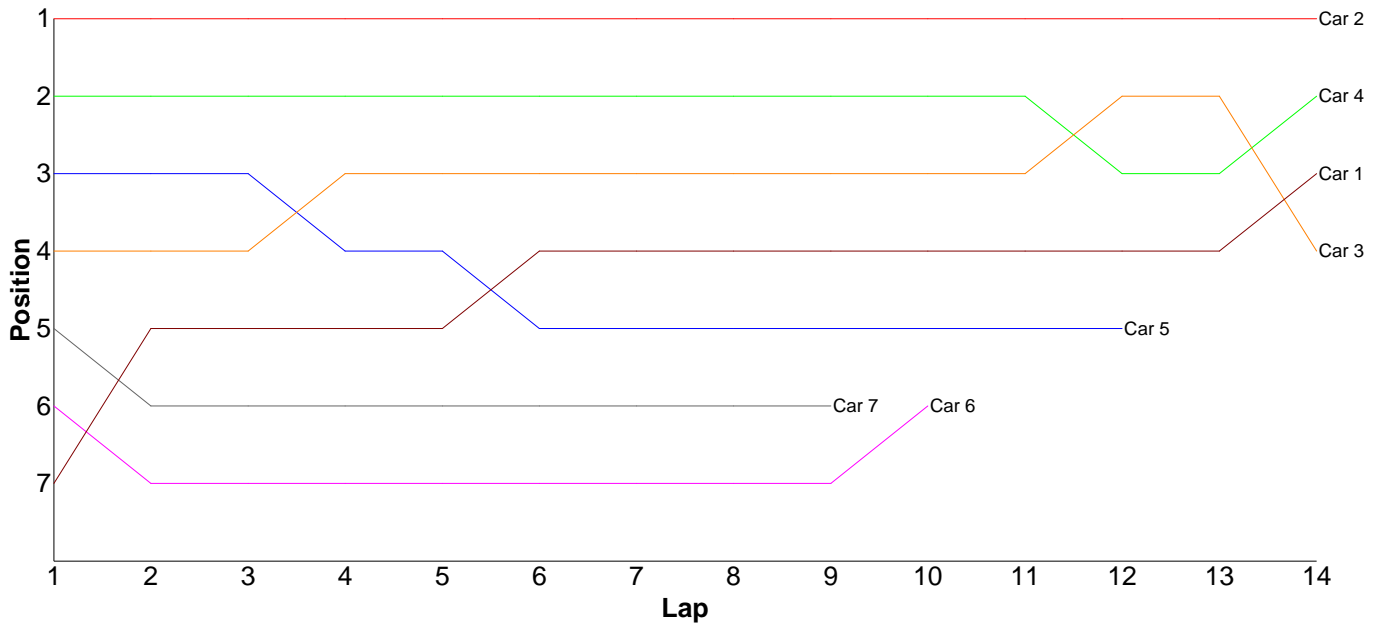
Lap	Car 1	Car 2	Car 3	Car 4	Car 5	Car 6
1	16.80	16.32	16.83	16.52	16.92	21.65
2	19.31	16.73	16.96	16.31	18.00	19.07
3	19.52	16.35	17.17	16.75	16.62	17.93
4	17.95	15.93	17.64	16.33	18.15	19.11
5	16.46	16.52	17.50	19.80	16.30	18.81
6	16.78	16.10	18.59	17.01	17.61	17.79
7	16.68	15.97	17.50	17.94	17.31	18.30
8	16.38	16.01	22.12	16.38	18.09	21.50
9	16.12	15.98	20.40	18.23	17.02	19.71
10	17.32	16.11		16.75	16.17	20.20
11	16.71	16.44		16.55	16.65	20.23
12	16.25	18.72		16.38	16.82	18.37
13	18.60	16.49		16.57	16.28	20.10
14	17.23	15.96		16.65	16.29	18.53
15	18.89	15.80		16.39	17.68	19.26
16	16.73	16.19		16.58	16.57	19.96
17	16.15	15.78		16.79	16.86	
18	16.51	15.96		17.08		
19		16.01				
20						



Heat 7 - Round 2 (<Bikes>)

Pos	Car	Form	Name	Class	Member Type	Car Make	Result	Ave
1	2		Graham Clarke	Bikes 1/5th	G09A		14 / 310.08	22.14
2	4	F2	Chris Groom	Bikes 1/5th	2009		14 / 318.88	22.77
3	1		Simon Lancaster	Bikes 1/5th	G09A		14 / 320.89	22.92
4	3	F1	Andy Carless	Bikes 1/5th	2009		14 / 325.18	23.22
5	5	F2	Dave Richards	Bikes 1/5th	2009		12 / 305.22	25.43
6	6	F2	Matthew Book	Bikes 1/5th	2009		10 / 300.95	30.09
7	7	F4	Gerald Page	Bikes 1/8th	2009		9 / 261.53	29.05

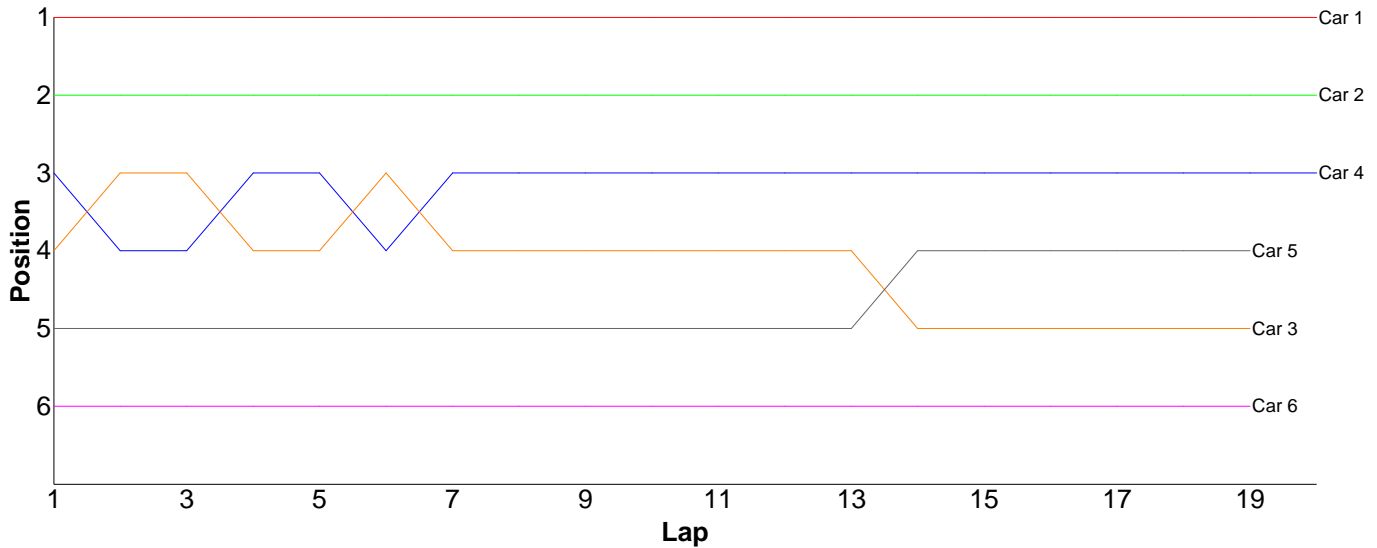
Lap	Car 1	Car 2	Car 3	Car 4	Car 5	Car 6	Car 7
1	32.21	21.38	23.12	22.63	23.10	31.72	26.09
2	22.17	21.06	23.06	22.16	22.04	35.41	31.89
3	22.72	22.11	22.86	22.78	23.24	32.38	31.65
4	22.92	22.83	22.47	22.61	23.37	25.58	34.65
5	21.46	22.13	22.54	22.20	27.67	36.01	33.42
6	21.34	21.77	22.39	22.23	23.44	29.98	25.75
7	21.39	21.83	21.91	22.14	28.57	27.28	26.08
8	29.02	21.27	22.33	22.55	23.40	26.38	26.40
9	21.31	21.16	21.84	22.36	22.73	28.16	25.60
10	20.91	21.03	23.07	22.78	29.51	28.05	
11	20.79	21.49	22.86	22.01	24.32		
12	21.99	22.03	22.80	25.34	33.83		
13	21.43	21.72	22.95	23.68			
14	21.23	28.27	30.98	23.41			
15							



Heat 8 - Round 2 (10.5 Pro-Stock)

Pos	Car	Form	Name	Member Type	Car Make	Result	Ave	Best
1	1	F1	Ben Cane	2009	Schumacher	20 / 307.10	15.35	14.54
2	2	F1	Matthew Quinlisk	2009	Hot Bodies	20 / 310.24	15.51	15.24
3	4	F1	Nick Adams	2009	Tamiya	20 / 314.23	15.71	15.42
4	5	F1	Jamie Vassallo	2009	Schumacher	19 / 305.21	16.06	15.67
5	3	F1	Craig Maher	2009	Xray	19 / 306.76	16.14	15.63
6	6	F1	Brian Killick	2009	Xray	19 / 311.01	16.36	15.72

Lap	Car 1	Car 2	Car 3	Car 4	Car 5	Car 6
1	14.54	15.40	16.35	16.07	16.92	18.96
2	15.98	15.38	15.86	16.27	16.64	16.41
3	15.25	15.30	15.81	15.69	16.13	16.15
4	15.06	15.41	15.80	15.49	15.99	15.72
5	15.18	15.89	15.65	15.78	16.05	16.11
6	15.09	15.59	15.63	15.86	15.86	16.63
7	15.38	15.79	16.39	15.89	16.51	16.00
8	15.65	15.56	15.92	15.80	15.99	16.71
9	15.47	15.27	16.07	15.51	15.85	16.09
10	15.31	15.24	17.49	15.42	15.87	16.61
11	15.53	16.08	15.86	15.50	15.67	16.11
12	15.35	15.46	15.98	15.62	15.69	16.56
13	15.21	15.69	16.15	15.68	15.99	16.22
14	15.23	15.60	16.48	15.59	15.95	16.06
15	15.49	15.24	16.32	15.89	15.86	15.95
16	15.44	15.26	16.23	15.63	16.75	16.93
17	15.77	15.59	16.96	15.64	15.93	15.88
18	15.47	15.55	16.06	15.58	15.85	16.10
19	15.48	15.41	15.75	15.63	15.71	15.81
20	15.22	15.53		15.69		
21						

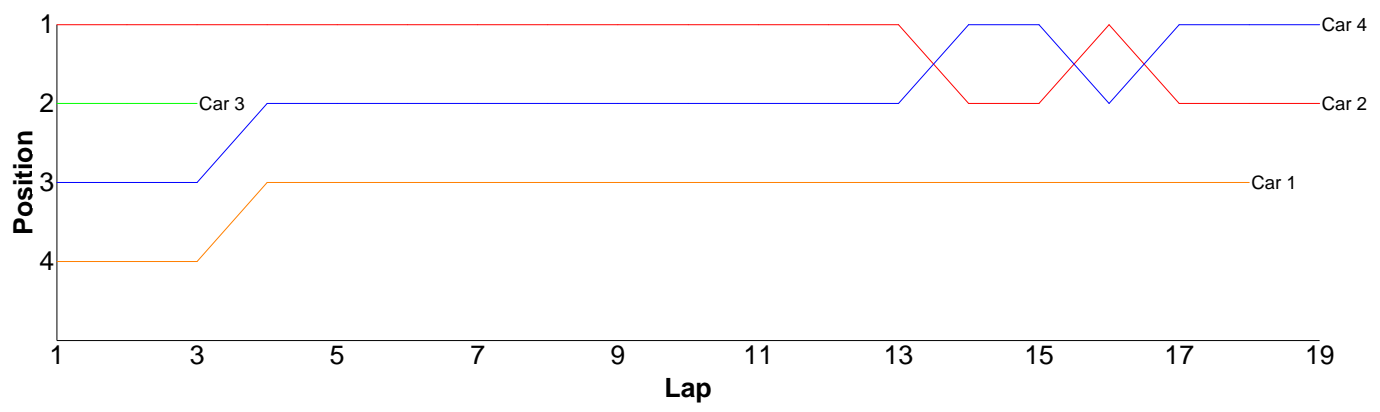


Heat 1 - Round 3 (IC Touring)

Pos	Car	Form	Name	Member Type	Car Make	Result	Ave	Best
1	4	F2	Colin Taggart	2009	Xray	19 / 305.38	16.07	15.30
2	2	F2	Phillip Pullen	2009	Mugen	19 / 306.61	16.13	15.37
3	1	F2	Les Mainwaring	2009	Mugen	18 / 306.43	17.02	15.95

4	3	F2	Mark Fagan	2009	Serpent	3 / 49.41	16.47	16.02
=5	6		Stephen Mills	2009	Xray	0 / 0.00	0.00	0.00
=5	10		Andrew Mills	2009	Mugen	0 / 0.00	0.00	0.00

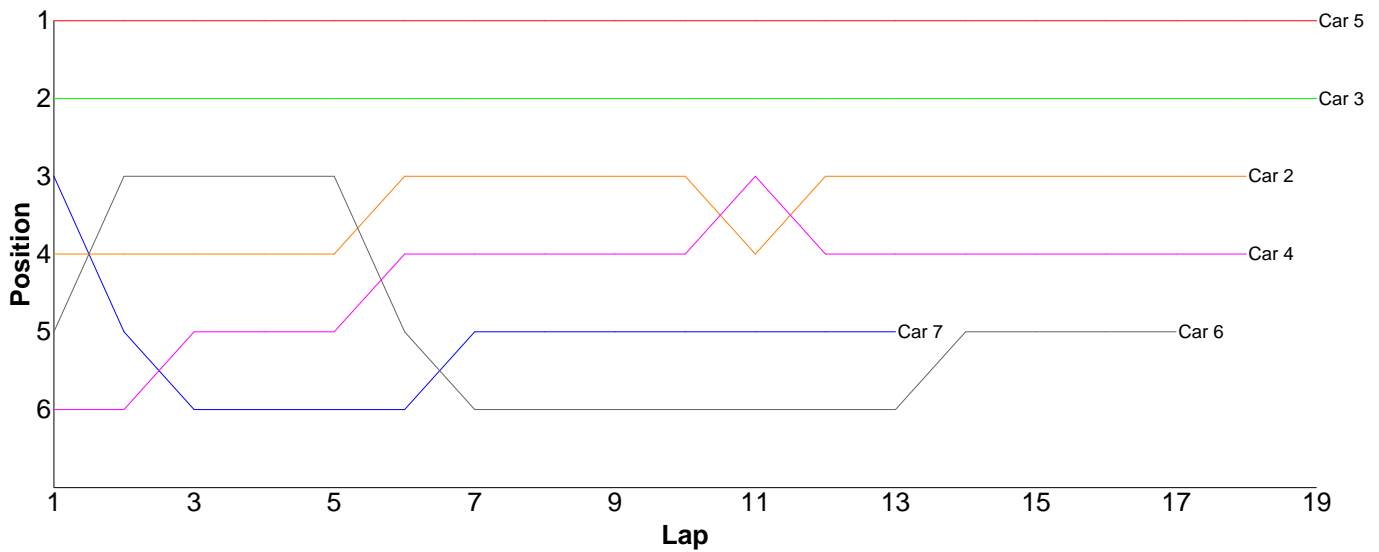
Lap	Car 1	Car 2	Car 3	Car 4	Car 5	Car 6	Car 7	Car 8	Car 9	Car 10
1	19.97	16.44	17.03	17.78						
2	16.64	16.63	16.36	18.53						
3	16.23	15.99	16.02	16.15						
4	17.51	16.64		16.60						
5	16.46	15.93		16.23						
6	19.62	16.48		15.76						
7	16.78	15.77		15.69						
8	16.51	15.71		15.84						
9	15.95	15.80		15.86						
10	17.41	16.08		15.52						
11	16.11	15.72		15.61						
12	16.29	16.32		15.49						
13	19.04	15.91		15.48						
14	15.97	16.84		15.30						
15	16.31	15.88		15.84						
16	16.43	15.37		16.46						
17	16.60	17.35		15.58						
18	16.60	15.84		15.70						
19		15.91		15.96						
20										



Heat 2 - Round 3 (Formula GT)

Pos	Car	Form	Name	Member Type	Car Make	Result	Ave	Best
1	5	F4	Tim Webb	2009	Tamiya	19 / 304.55	16.02	15.68
2	3	F4	Jon Wilkins	2009	Associated	19 / 309.32	16.28	15.64
3	2	F3	Nigel Moss	2009	Calandra	18 / 300.67	16.70	16.14
4	4	F3	Rob Warren	2009	Associated	18 / 305.71	16.98	16.11
5	6	F3	Dave Skelton	2009	Associated	17 / 303.24	17.83	15.99
6	7	F4	Gerald Page	2009	Associated	13 / 225.13	17.31	16.34
7	1	F4	Rob Baxter	2009	Associated	0 / 0.00	0.00	0.00

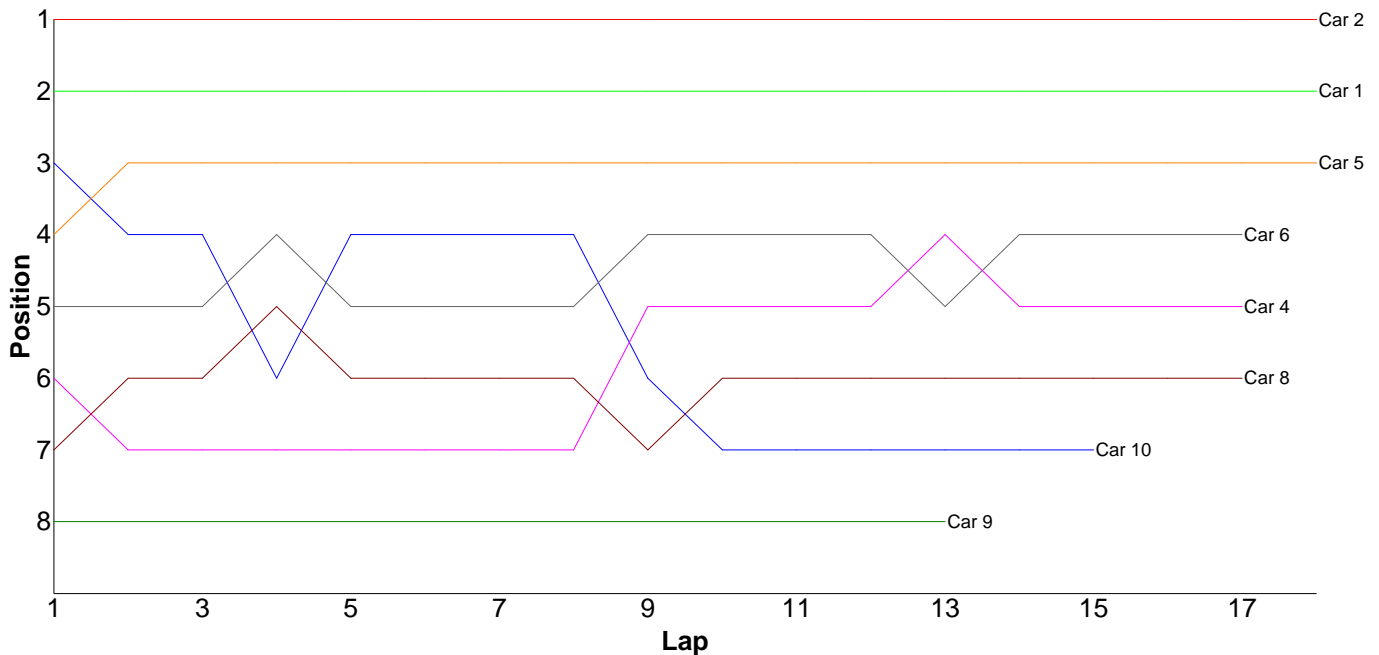
Lap	Car 1	Car 2	Car 3	Car 4	Car 5	Car 6	Car 7
1		16.80	16.00	17.23	15.98	16.86	16.78
2		16.51	15.93	16.34	15.85	15.99	16.61
3		16.39	15.78	16.65	15.79	16.18	17.21
4		16.40	16.24	16.32	16.10	16.29	16.34
5		16.34	16.07	16.11	15.98	16.26	16.57
6		16.52	15.74	16.51	15.80	18.13	16.56
7		16.53	15.64	16.57	15.69	18.75	16.52
8		16.37	15.89	16.84	15.68	19.91	16.95
9		16.39	16.42	17.39	16.05	17.27	16.83
10		16.14	19.25	16.53	15.87	19.12	17.75
11		19.08	16.21	16.60	16.46	16.57	16.85
12		16.65	16.18	17.27	16.00	18.83	21.14
13		16.84	16.10	17.29	15.89	18.36	19.02
14		16.71	16.42	16.79	16.23	18.34	
15		16.76	16.14	17.84	16.26	17.92	
16		16.51	16.24	17.01	16.16	21.26	
17		16.63	16.10	19.00	16.07	17.20	
18		17.10	16.31	17.42	16.60		
19			16.66		16.09		
20							



Heat 3 - Round 3 (<Stock>)

Pos	Car	Form	Name	Class	Member Type	Car Make	Result	Ave
1	2	F2	James Davis	13.5 Stock	2009	Tamiya	18 / 301.01	16.72
2	1	F1	Ian Cairns	13.5 Stock	2009	Schumacher	18 / 308.90	17.16
3	5	F1	Scott Hauser	17.5 Stock	2009	Xray	18 / 316.42	17.57
4	6	F2	Scott Stokes	13.5 Stock	2009	Xray	17 / 304.32	17.90
5	4		Kyle Fuller (J)	13.5 Stock	2009	Xray	17 / 304.33	17.90
6	8	F2	Robin Francis	13.5 Stock	2009	Hot Bodies	17 / 316.25	18.60
7	10		Peter Harridence	13.5 Stock	G09A	Schumacher	15 / 311.80	20.78
8	9	F2	Andy Lewis	13.5 Stock	2009	Hot Bodies	13 / 315.20	24.24
=9	3	F2	Craig Murrell (J)	13.5 Stock	2009	Xray	0 / 0.00	0.00
=9	7	F2	Kieran Stokes (J)	13.5 Stock	2009	Xray	0 / 0.00	0.00

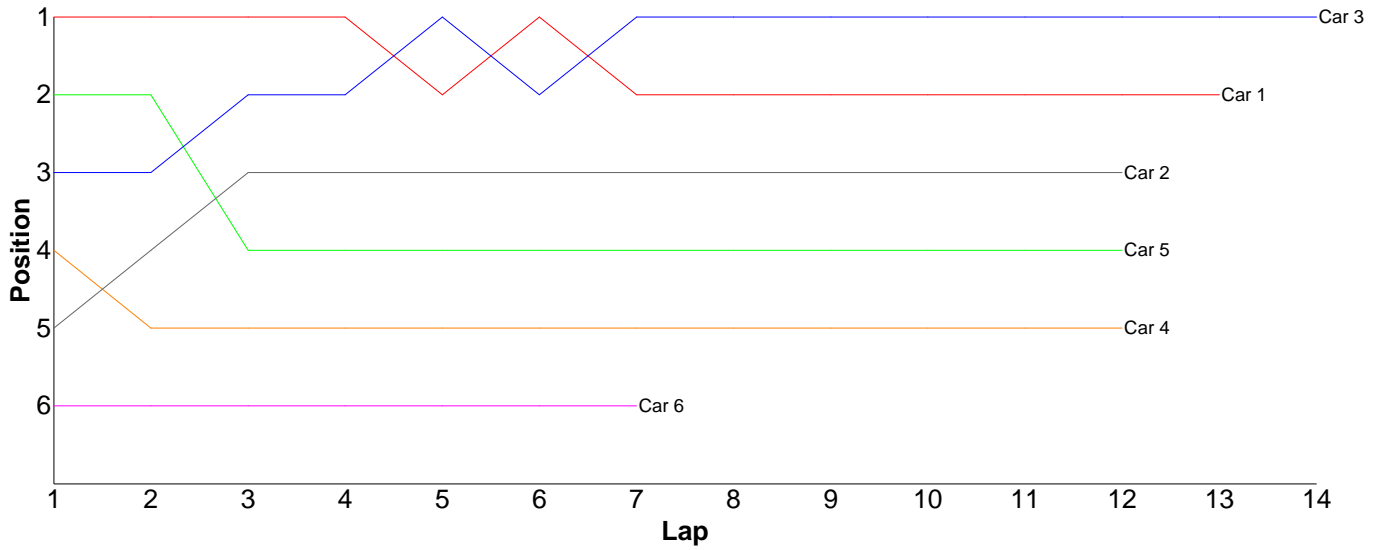
Lap	Car 1	Car 2	Car 3	Car 4	Car 5	Car 6	Car 7	Car 8	Car 9	Car 10
1	16.80	16.52		18.37	17.22	17.86		19.03	23.27	17.09
2	16.50	16.55		19.11	17.32	18.68		17.92	21.83	17.77
3	16.86	16.35		22.15	16.85	17.65		17.48	22.60	18.84
4	16.64	16.52		18.17	17.84	17.77		17.54	25.79	18.39
5	16.93	16.57		17.89	17.78	17.80		19.45	21.00	17.62
6	17.28	16.53		16.84	17.43	17.66		17.76	20.52	17.04
7	16.78	16.71		17.80	17.35	17.37		19.28	24.14	16.83
8	16.91	16.43		17.17	17.29	18.40		17.06	39.44	17.45
9	17.47	16.55		16.75	17.52	18.51		20.64	20.74	23.29
10	17.22	16.46		16.89	17.55	17.95		19.02	21.98	55.51
11	17.02	16.85		17.15	17.82	17.61		18.04	24.29	16.58
12	18.26	16.57		16.80	17.39	17.43		19.71	24.26	17.58
13	16.90	16.48		16.97	17.60	18.00		17.53	25.34	17.53
14	19.94	16.80		20.26	17.70	18.13		18.71		17.85
15	17.00	17.49		17.40	17.42	17.61		17.15		22.43
16	16.74	17.81		17.48	18.55	18.13		17.37		
17	16.87	17.30		17.13	17.94	17.76		22.56		
18	16.78	16.52			17.85					
19										



Heat 4 - Round 3 (EP Sport)

Pos	Car	Form	Name	Member Type	Car Make	Result	Ave	Best
1	3		Bradley Killick (J)	G09A	Xray	14 / 319.11	22.79	21.18
2	1	F2	Matthew Mills (J)	2009	Xray	13 / 305.47	23.49	21.92
3	2	F1	Jack Warren (J)	2009	Xray	12 / 293.14	24.42	21.77
4	5	F2	Jack Talbot (J)	2009	Xray	12 / 306.97	25.58	23.08
5	4	F2	Hannah Carless (J)	2009	Tamiya	12 / 308.79	25.73	24.15
6	6		Dawn Skelton	2009	Xray	7 / 265.56	37.93	34.73

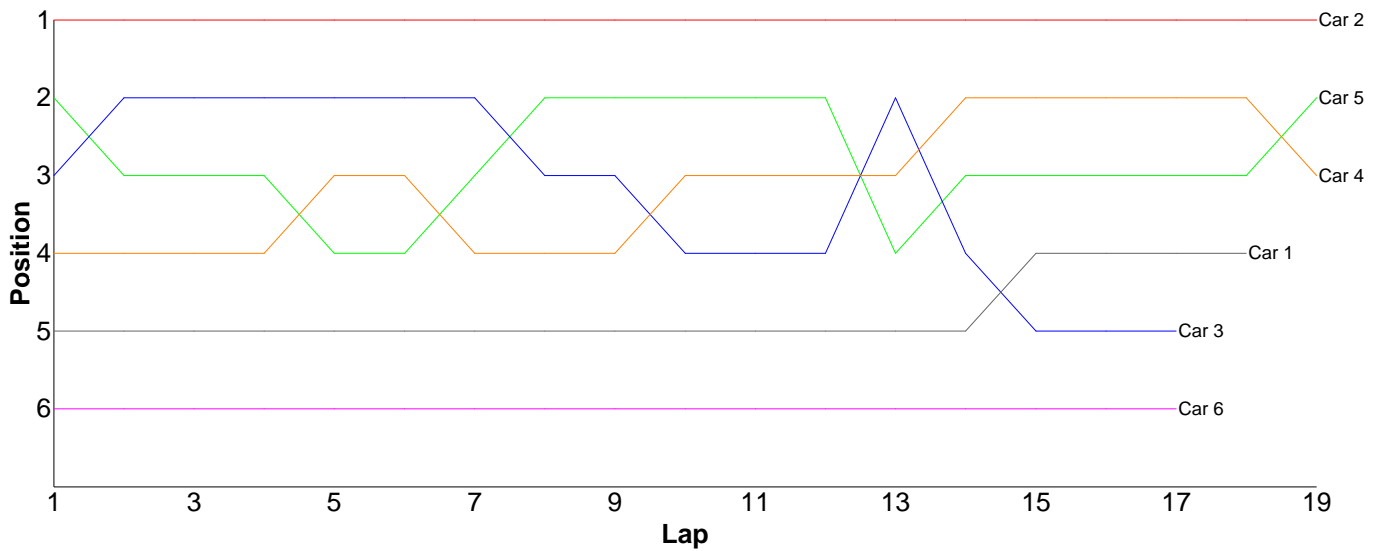
Lap	Car 1	Car 2	Car 3	Car 4	Car 5	Car 6
1	23.31	28.52	25.07	26.99	23.54	36.74
2	22.81	22.62	21.56	25.38	23.08	34.73
3	22.62	24.39	23.74	26.08	29.45	43.89
4	23.05	22.02	21.83	26.51	23.84	35.33
5	23.60	24.52	22.19	25.55	26.63	41.09
6	24.44	22.54	27.80	24.76	25.85	37.87
7	23.66	23.66	21.18	24.57	26.17	35.91
8	22.63	34.11	21.65	26.73	25.53	
9	21.92	22.12	21.85	26.55	26.83	
10	29.65	23.82	24.00	25.71	25.82	
11	22.26	21.77	21.60	24.15	24.48	
12	22.82	23.05	22.00	25.81	25.75	
13	22.70		21.69			
14			22.95			
15						



Heat 5 - Round 3 (10.5 Pro-Stock)

Pos	Car	Form	Name	Member Type	Car Make	Result	Ave	Best
1	2		Glen West	2009	Xray	19 / 302.64	15.92	15.49
2	5		Richard Young	G09A	Xray	19 / 313.48	16.49	15.75
3	4	F2	Phillip Pullen	2009	HPI	19 / 313.55	16.50	15.93
4	1	F1	David Johnson	2009	Schumacher	18 / 301.08	16.72	15.97
5	3	F2	Neil Talbot	2009	Xray	17 / 304.32	17.90	16.09
6	6		Stephen Mills	2009	Hot Bodies	17 / 314.22	18.48	17.02

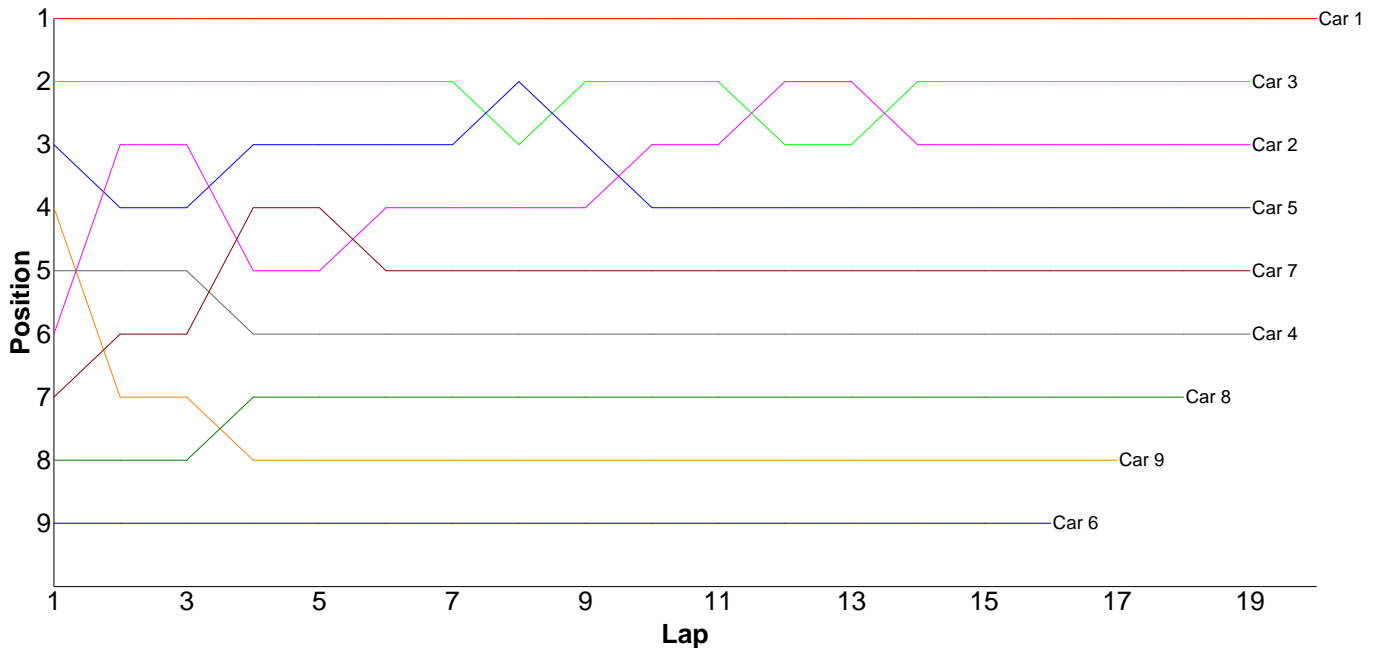
Lap	Car 1	Car 2	Car 3	Car 4	Car 5	Car 6
1	17.50	15.77	16.76	16.91	16.28	18.82
2	17.20	16.17	16.10	16.65	17.20	20.26
3	16.20	15.82	16.09	16.12	16.13	20.48
4	16.31	15.75	16.12	16.53	16.55	18.16
5	16.22	15.55	16.36	16.15	16.65	17.87
6	16.36	15.57	16.30	16.53	16.28	17.98
7	16.12	15.90	16.25	16.77	15.88	18.19
8	16.93	15.83	17.45	16.34	15.75	18.86
9	17.88	15.60	16.79	16.22	16.03	18.28
10	16.55	15.63	16.21	16.17	15.86	17.59
11	16.50	15.50	16.22	16.04	16.06	18.65
12	16.06	19.33	16.69	15.93	16.32	17.98
13	15.97	16.14	16.39	17.67	20.63	17.66
14	16.82	15.54	18.43	16.33	16.53	20.28
15	17.26	15.60	30.96	16.19	16.03	17.53
16	17.22	15.79	17.88	16.69	16.59	17.02
17	17.36	15.74	23.32	16.22	16.19	18.61
18	16.62	15.92		16.32	16.06	
19		15.49		17.77	16.46	
20						



Heat 6 - Round 3 (<Stock>)

Pos	Car	Form	Name	Member Type	Car Make	Result	Ave	Best
1	1	F1	Rob Baxter	2009	Xray	20 / 307.15	15.35	15.00
2	3	F1	Remo Casadei	2009	Schumacher	19 / 302.47	15.91	15.41
3	2	F1	Joe Jenyavanija	2009	Tamiya	19 / 303.17	15.95	15.43
4	5		Jamie Gill	2009	Yokomo	19 / 307.91	16.20	15.73
5	7	F1	Anthony Pedder	2009	Hot Bodies	19 / 310.99	16.36	15.99
6	4	F2	Scott Hauser	2009	Xray	19 / 314.72	16.56	15.74
7	8	F1	Kevin Bissell	2009	Hot Bodies	18 / 306.62	17.03	16.52
8	9	F1	Jon Wilkins	2009	Hot Bodies	17 / 300.05	17.65	16.24
9	6	F2	Gary Fuller	2009	Schumacher	16 / 311.09	19.44	15.21

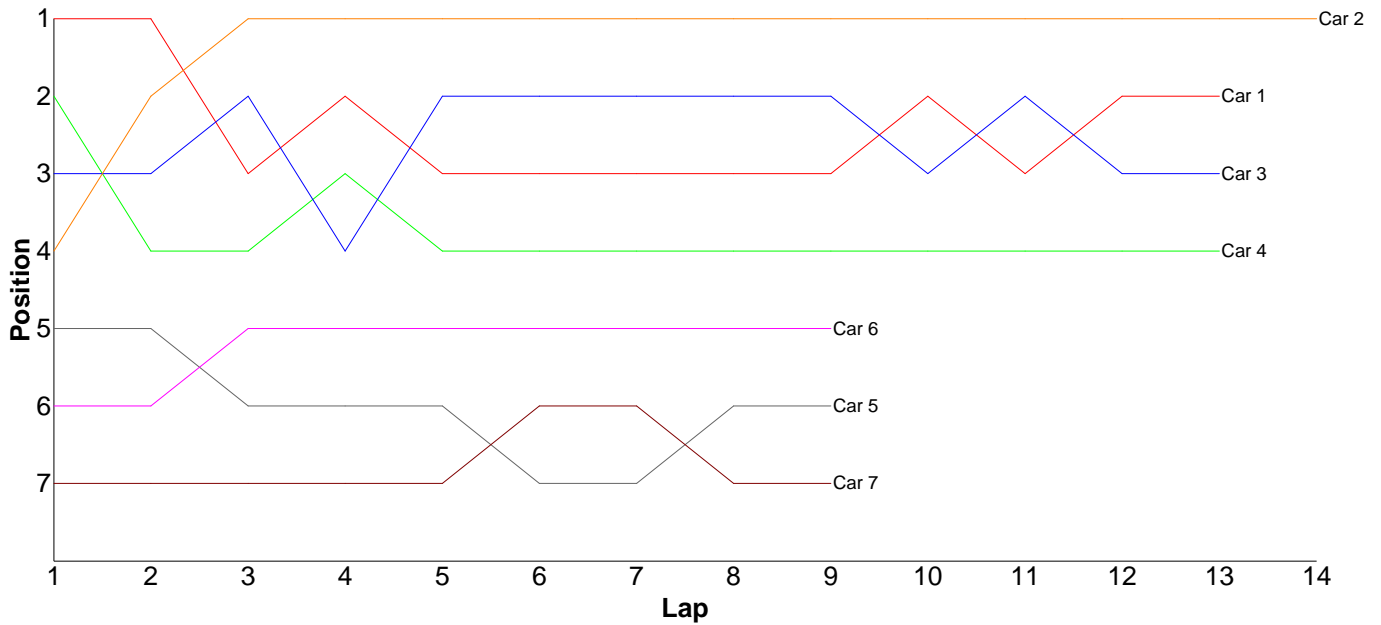
Lap	Car 1	Car 2	Car 3	Car 4	Car 5	Car 6	Car 7	Car 8	Car 9
1	15.25	16.39	15.83	16.37	16.12	33.96	16.56	17.11	16.28
2	15.06	15.63	15.63	16.07	16.05	23.66	16.16	17.01	17.17
3	15.00	15.51	15.88	16.38	15.89	19.26	16.17	16.71	16.24
4	15.28	18.22	16.30	17.10	16.00	17.74	16.15	16.90	22.14
5	15.21	15.79	15.70	16.16	16.14	15.67	16.06	17.29	16.98
6	15.28	15.68	15.71	16.02	15.96	32.56	16.17	16.91	25.64
7	15.13	15.99	16.94	15.95	16.19	15.35	15.99	16.76	16.94
8	15.28	15.87	16.45	15.93	15.73	15.75	16.13	16.79	18.03
9	15.48	15.68	15.74	15.74	16.21	17.65	16.27	16.82	17.70
10	15.32	15.68	15.90	16.36	16.15	16.63	16.36	17.67	16.40
11	15.48	15.83	15.94	16.67	17.45	16.04	16.27	17.55	16.32
12	15.40	15.43	15.83	16.40	16.22	15.21	16.52	16.52	16.81
13	15.35	15.56	16.15	17.82	15.97	15.68	16.29	16.68	16.81
14	16.29	17.45	16.12	17.13	16.34	16.04	18.14	16.61	16.34
15	15.65	15.78	15.80	16.39	15.96	16.31	16.30	17.27	16.25
16	15.37	15.60	15.58	18.08	16.60	23.58	16.49	16.80	17.25
17	15.40	15.71	15.65	16.85	16.26		16.29	16.67	16.75
18	15.36	15.66	15.41	16.89	16.38		16.23	18.55	
19	15.31	15.71	15.91	16.41	16.29		16.44		
20	15.25								
21									



Heat 7 - Round 3 (<Bikes>)

Pos	Car	Form	Name	Class	Member Type	Car Make	Result	Ave
1	2		Graham Clarke	Bikes 1/5th	G09A		14 / 310.37	22.16
2	1		Simon Lancaster	Bikes 1/5th	G09A		13 / 303.30	23.33
3	3	F1	Andy Carless	Bikes 1/5th	2009		13 / 304.62	23.43
4	4	F2	Chris Groom	Bikes 1/5th	2009		13 / 314.21	24.17
5	6	F2	Matthew Book	Bikes 1/5th	2009		9 / 273.43	30.38
6	5	F2	Dave Richards	Bikes 1/5th	2009		9 / 315.92	35.10
7	7	F4	Gerald Page	Bikes 1/8th	2009		9 / 320.19	35.57

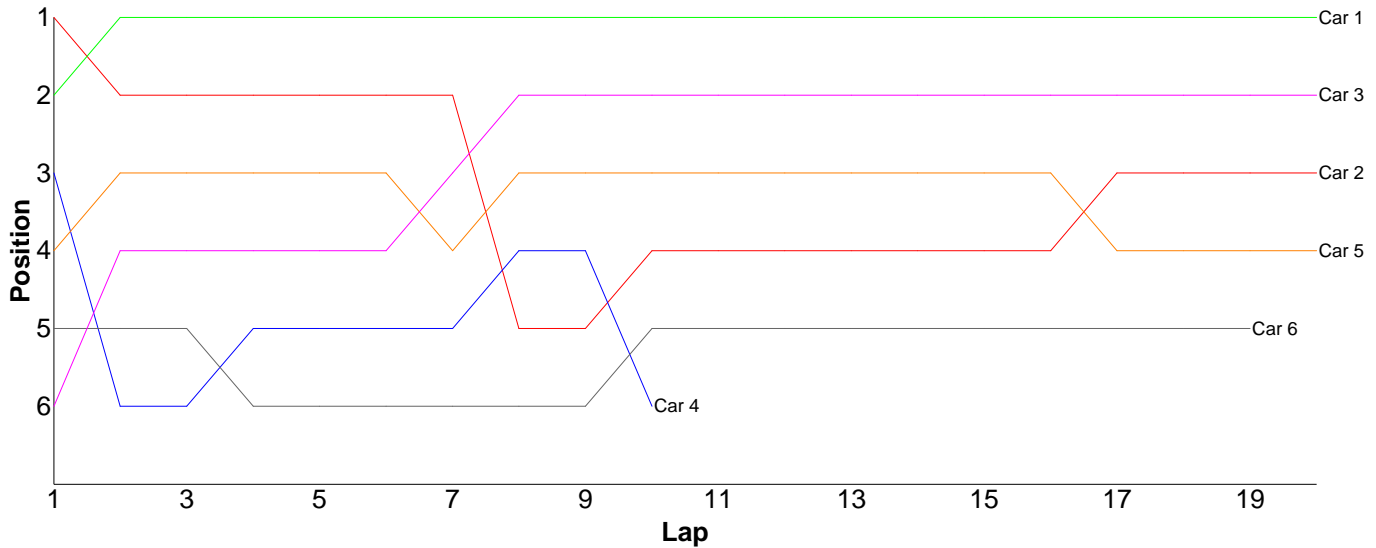
Lap	Car 1	Car 2	Car 3	Car 4	Car 5	Car 6	Car 7
1	21.33	25.55	24.16	22.42	29.72	37.81	57.70
2	21.20	21.28	23.31	26.99	34.17	27.22	25.97
3	28.46	21.46	22.92	23.32	52.36	27.32	36.15
4	21.23	22.37	27.45	22.69	29.86	26.93	54.30
5	30.37	21.17	22.50	30.12	26.64	34.65	39.56
6	21.80	21.91	23.15	23.79	73.22	32.16	25.49
7	26.94	21.91	22.82	22.75	24.24	26.17	25.40
8	21.35	21.85	22.20	22.62	22.74	34.62	30.03
9	20.70	21.35	22.46	26.59	22.97	26.55	25.59
10	21.70	21.44	26.66	23.84			
11	26.53	21.26	22.68	22.35			
12	20.34	21.21	21.92	22.74			
13	21.35	26.35	22.39	23.99			
14		21.26					
15							



Heat 8 - Round 3 (10.5 Pro-Stock)

Pos	Car	Form	Name	Member Type	Car Make	Result	Ave	Best
1	1	F1	Ben Cane	2009	Schumacher	20 / 301.88	15.09	14.91
2	3	F1	Craig Maher	2009	Xray	20 / 306.89	15.34	15.03
3	2	F1	Matthew Quinlisk	2009	Hot Bodies	20 / 312.36	15.61	14.92
4	5	F1	Jamie Vassallo	2009	Schumacher	20 / 314.26	15.71	15.16
5	6	F1	Brian Killick	2009	Xray	19 / 303.29	15.96	15.52
6	4	F1	Nick Adams	2009	Tamiya	10 / 166.12	16.61	15.27

Lap	Car 1	Car 2	Car 3	Car 4	Car 5	Car 6
1	15.20	14.92	16.91	16.06	16.17	16.45
2	15.03	15.31	15.26	18.08	15.50	16.39
3	15.26	15.35	15.59	15.51	15.20	16.64
4	15.02	15.42	15.32	15.33	15.53	16.22
5	15.06	15.13	15.29	15.73	15.56	16.03
6	15.08	15.07	15.20	15.31	15.45	15.89
7	14.93	15.18	15.03	15.27	15.36	15.52
8	15.68	22.03	15.45	15.41	15.36	15.78
9	15.21	15.10	15.22	15.87	15.68	15.61
10	15.02	16.41	15.32	23.55	15.69	16.31
11	15.20	15.68	15.19		15.24	16.40
12	15.01	15.26	15.22		15.16	15.82
13	14.96	15.03	15.14		15.26	15.66
14	14.92	14.94	15.19		15.65	15.74
15	15.09	15.11	15.35		15.26	15.59
16	14.91	15.02	15.32		15.70	15.86
17	14.98	14.97	15.15		18.79	15.98
18	15.09	15.07	15.18		15.81	15.56
19	15.03	16.00	15.23		16.11	15.84
20	15.20	15.36	15.33		15.78	
21						

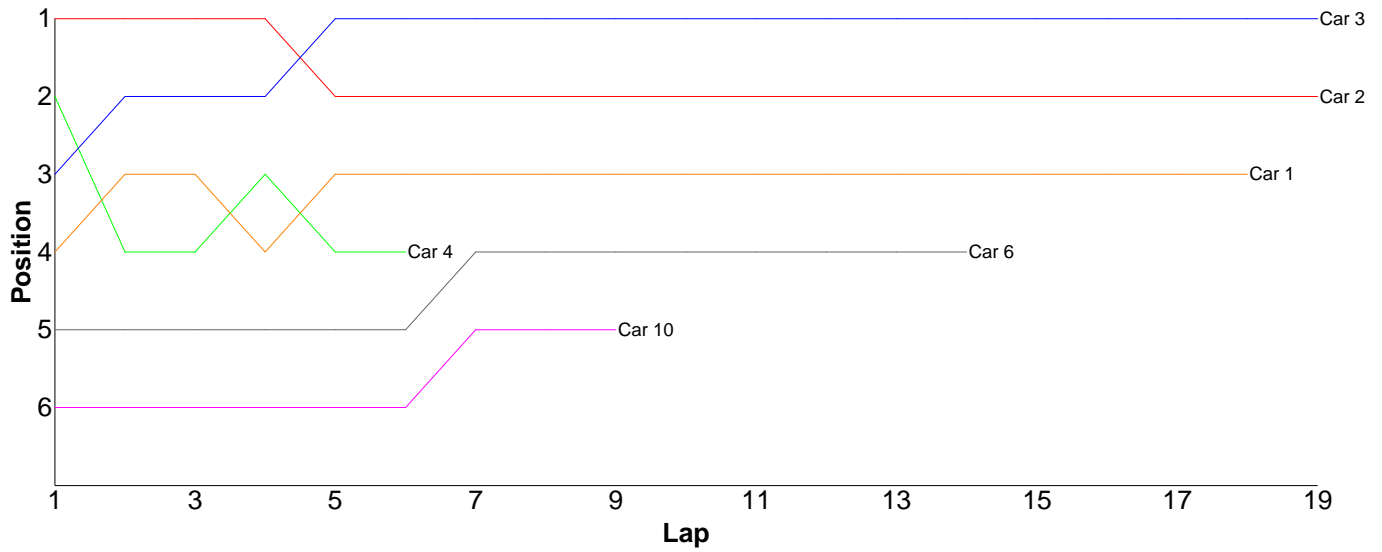


Heat 1 - Round 4 (IC Touring)

Pos	Car	Form	Name	Member Type	Car Make	Result	Ave	Best
1	3	F2	Mark Fagan	2009	Serpent	19 / 297.28	15.64	15.21
2	2	F2	Phillip Pullen	2009	Mugen	19 / 314.27	16.54	15.32
3	1	F2	Les Mainwaring	2009	Mugen	18 / 309.47	17.19	15.47

4	6		Stephen Mills	2009	Xray	14 / 253.26	18.09	16.59
5	10		Andrew Mills	2009	Mugen	9 / 221.62	24.62	16.34
6	4	F2	Colin Taggart	2009	Xray	6 / 104.51	17.41	15.52

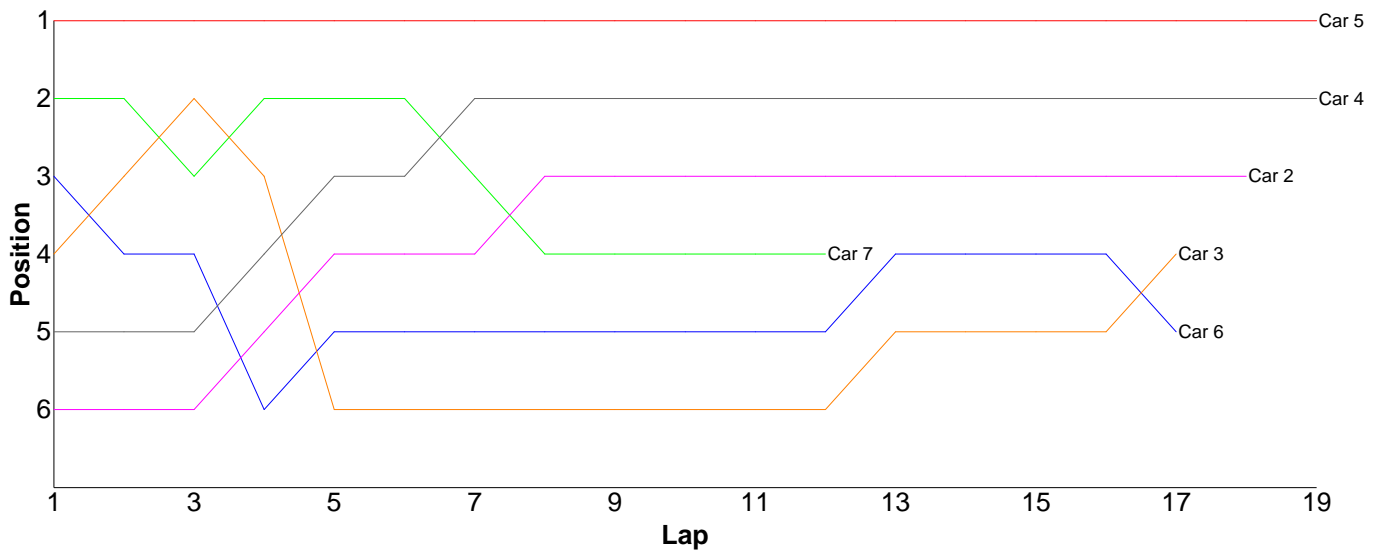
Lap	Car 1	Car 2	Car 3	Car 4	Car 5	Car 6	Car 7	Car 8	Car 9	Car 10
1	17.14	16.18	16.84	16.20		18.89				60.62
2	16.06	16.09	15.64	19.70		18.59				16.34
3	18.99	15.54	16.16	16.66		17.05				19.24
4	16.47	15.34	15.83	15.52		16.59				26.75
5	16.06	17.42	15.38	17.80		19.01				17.14
6	15.86	16.06	15.46	18.63		16.82				17.08
7	17.50	15.58	15.60			16.67				16.76
8	16.97	16.37	15.50			16.88				29.67
9	18.32	15.55	15.33			17.41				18.02
10	15.83	16.14	15.21			17.73				
11	25.44	16.68	15.30			21.92				
12	15.86	19.65	16.60			17.14				
13	17.08	15.94	15.36			21.84				
14	17.25	15.32	15.41			16.72				
15	16.16	22.50	15.34							
16	15.47	15.41	15.70							
17	15.73	15.99	15.55							
18	17.28	15.93	15.49							
19		16.58	15.58							
20										



Heat 2 - Round 4 (Formula GT)

Pos	Car	Form	Name	Member Type	Car Make	Result	Ave	Best
1	5	F4	Tim Webb	2009	Tamiya	19 / 303.01	15.94	15.42
2	4	F3	Rob Warren	2009	Associated	19 / 316.01	16.63	16.29
3	2	F3	Nigel Moss	2009	Calandra	18 / 314.67	17.48	16.29
4	3	F4	Jon Wilkins	2009	Associated	17 / 306.86	18.05	15.76
5	6	F3	Dave Skelton	2009	Associated	17 / 310.01	18.23	16.51
6	7	F4	Gerald Page	2009	Associated	12 / 209.43	17.45	16.30
7	1	F4	Rob Baxter	2009	Associated	0 / 0.00	0.00	0.00

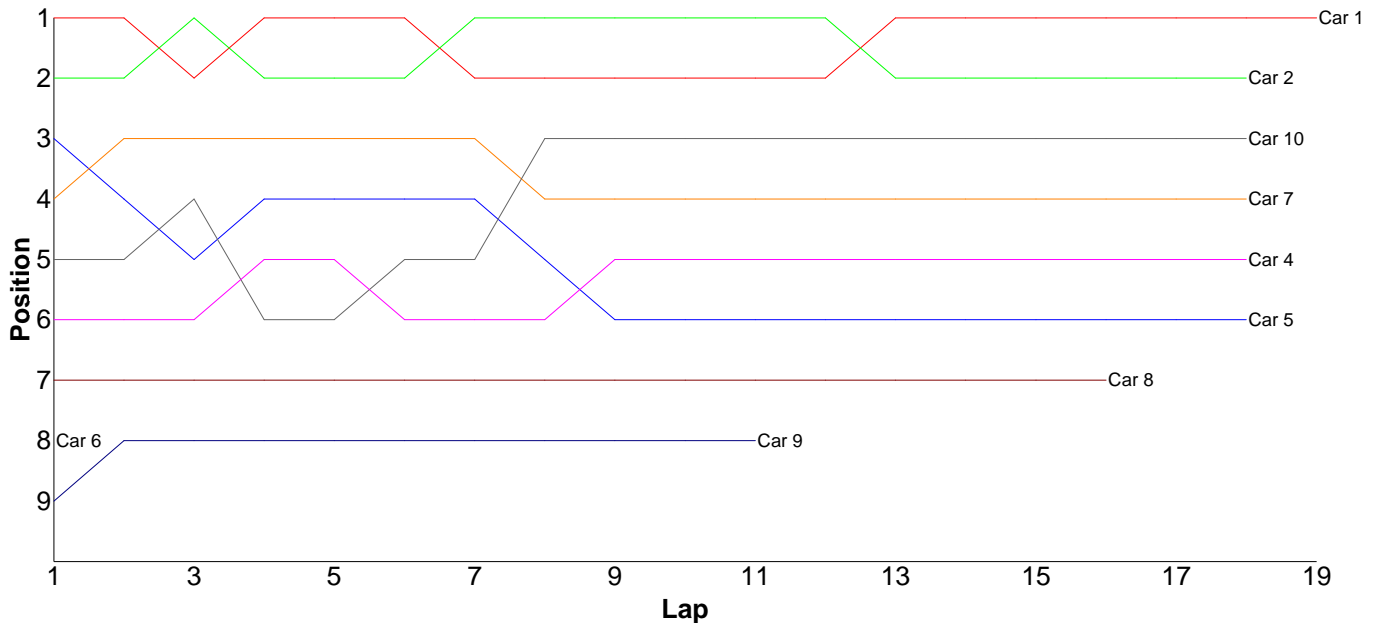
Lap	Car 1	Car 2	Car 3	Car 4	Car 5	Car 6	Car 7
1		17.15	16.86	17.11	15.90	16.83	16.61
2		16.96	16.43	16.47	16.05	16.60	16.30
3		16.67	15.89	16.64	15.65	16.78	16.67
4		16.61	17.34	16.54	15.42	17.34	16.81
5		16.47	42.98	16.84	15.52	16.65	16.75
6		16.45	16.22	16.44	15.67	16.74	16.75
7		16.40	15.76	16.43	15.85	16.51	16.76
8		17.05	16.39	16.51	15.67	17.62	17.19
9		16.29	16.34	16.73	15.60	22.62	19.29
10		16.38	17.52	16.44	16.21	17.12	16.49
11		16.55	16.19	16.29	15.43	18.39	16.85
12		16.44	17.97	16.55	15.78	16.97	22.96
13		16.36	16.42	16.36	15.91	19.96	
14		17.86	16.16	16.80	15.80	19.04	
15		20.13	15.84	16.78	15.90	17.76	
16		17.48	16.34	16.73	18.79	20.11	
17		25.66	16.21	16.82	16.11	22.97	
18		17.76		16.63	15.78		
19				16.90	15.97		
20							



Heat 3 - Round 4 (<Stock>)

Pos	Car	Form	Name	Class	Member Type	Car Make	Result	Ave
1	1	F1	Ian Cairns	13.5 Stock	2009	Schumacher	19 / 314.41	16.54
2	2	F2	James Davis	13.5 Stock	2009	Tamiya	18 / 300.10	16.67
3	10		Peter Harridence	13.5 Stock	G09A	Schumacher	18 / 303.21	16.84
4	7	F2	Kieran Stokes (J)	13.5 Stock	2009	Xray	18 / 305.44	16.96
5	4		Kyle Fuller (J)	13.5 Stock	2009	Xray	18 / 314.20	17.45
6	5	F1	Scott Hauser	17.5 Stock	2009	Xray	18 / 314.69	17.48
7	8	F2	Robin Francis	13.5 Stock	2009	Hot Bodies	16 / 301.57	18.84
8	9	F2	Andy Lewis	13.5 Stock	2009	Hot Bodies	11 / 308.72	28.06
9	6	F2	Scott Stokes	13.5 Stock	2009	Xray	1 / 19.64	19.64
10	3	F2	Craig Murrell (J)	13.5 Stock	2009	Xray	0 / 0.00	0.00

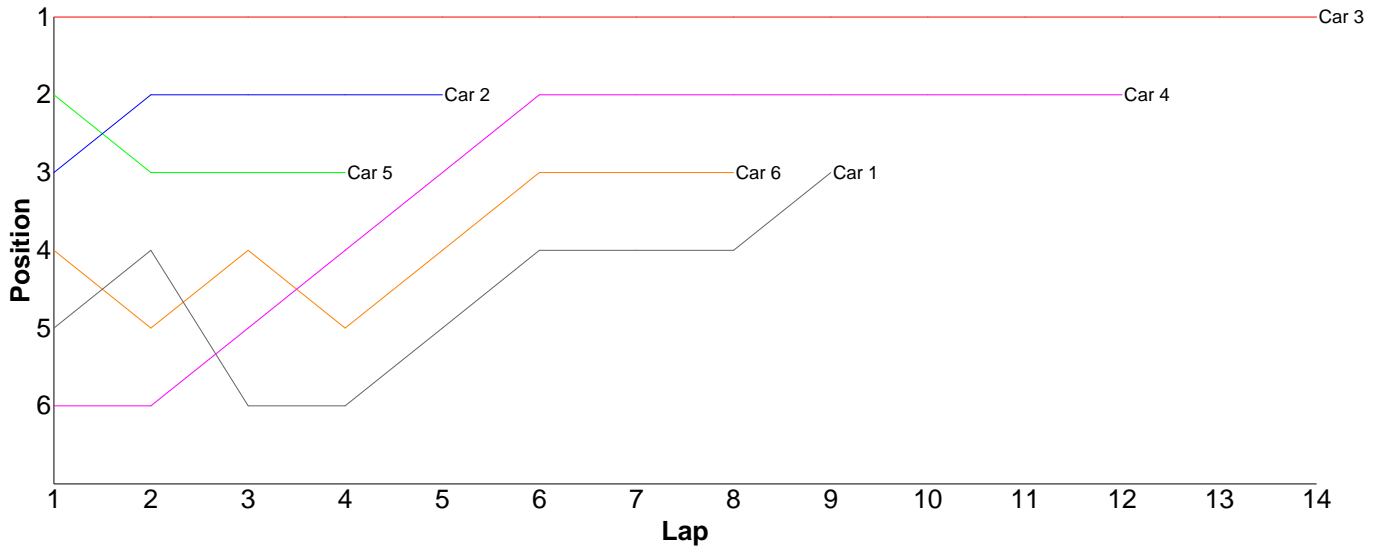
Lap	Car 1	Car 2	Car 3	Car 4	Car 5	Car 6	Car 7	Car 8	Car 9	Car 10
1	16.18	16.28		18.00	17.08	19.64	17.16	18.53	93.64	17.45
2	16.50	16.64		16.94	17.23		16.46	18.21	29.25	17.07
3	16.79	16.41		17.27	16.94		16.95	17.89	22.91	16.55
4	16.56	16.72		17.50	17.11		16.85	19.22	20.76	19.12
5	16.25	16.45		17.14	17.45		17.03	17.30	21.41	17.05
6	16.83	16.71		17.12	17.27		17.55	19.63	19.42	16.56
7	16.97	16.33		16.97	17.13		17.04	17.46	20.83	16.42
8	16.40	16.28		17.19	17.42		17.59	20.55	20.39	16.17
9	16.27	16.75		17.18	18.99		16.80	17.48	22.65	16.40
10	16.62	16.42		16.81	17.51		16.59	17.41	18.49	16.53
11	16.33	16.32		17.14	17.92		17.07	18.79	18.97	16.49
12	16.21	16.52		17.28	17.13		16.87	23.74		16.11
13	16.37	16.54		17.09	17.25		17.20	17.94		17.02
14	16.89	16.83		18.38	17.38		16.90	21.50		17.17
15	16.67	16.71		17.67	18.18		16.89	17.87		16.85
16	16.67	16.85		19.77	17.92		16.73	18.05		16.60
17	16.89	18.88		17.29	17.52		17.00			16.54
18	16.56	16.46		17.46	17.26		16.76			17.11
19	16.45									
20										



Heat 4 - Round 4 (EP Sport)

Pos	Car	Form	Name	Member Type	Car Make	Result	Ave	Best
1	3		Bradley Killick (J)	G09A	Xray	14 / 307.48	21.96	20.80
2	4	F2	Hannah Carless (J)	2009	Tamiya	12 / 322.81	26.90	22.54
3	1	F2	Matthew Mills (J)	2009	Xray	9 / 301.82	33.53	21.30
4	6		Dawn Skelton	2009	Xray	8 / 278.37	34.79	32.14
5	2	F1	Jack Warren (J)	2009	Xray	5 / 141.45	28.29	21.84
6	5	F2	Jack Talbot (J)	2009	Xray	4 / 117.61	29.40	24.65

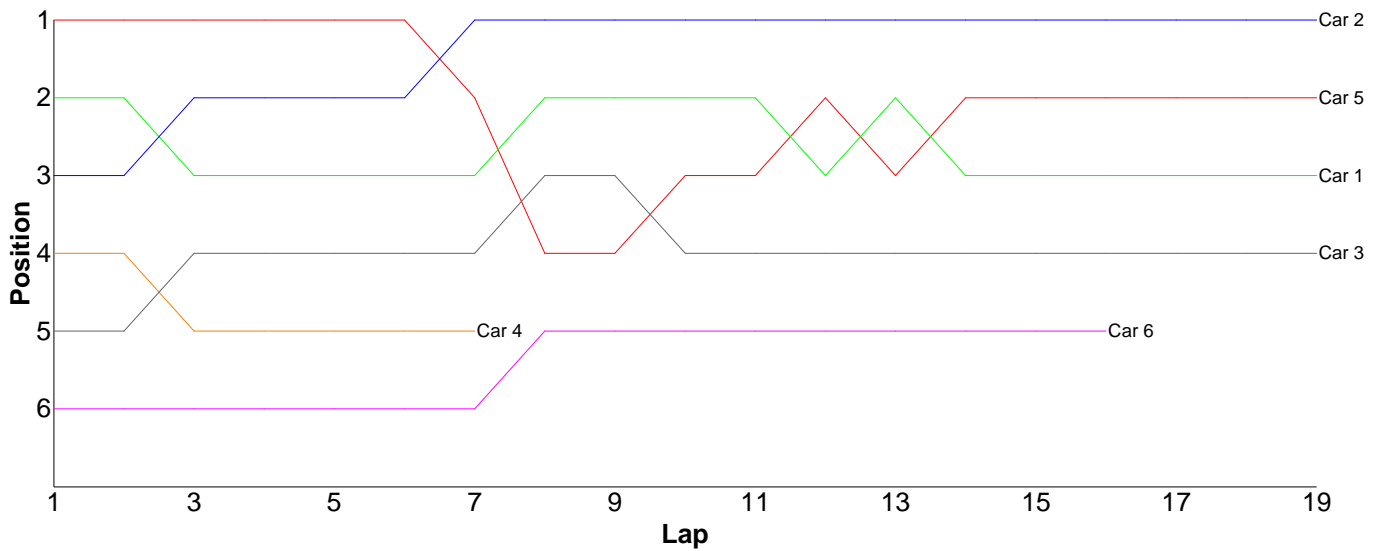
Lap	Car 1	Car 2	Car 3	Car 4	Car 5	Car 6
1	38.56	26.35	20.80	56.97	24.65	35.30
2	28.37	21.84	21.20	23.63	33.40	32.14
3	98.09	22.35	22.66	24.64	30.21	36.52
4	22.05	30.53	23.06	25.58	29.35	35.54
5	21.78	40.38	22.00	23.23		36.34
6	26.52		22.36	24.26		33.68
7	23.24		21.83	23.01		34.36
8	21.91		23.12	25.12		34.49
9	21.30		21.17	24.55		
10			21.56	22.54		
11			21.70	25.98		
12			21.81	23.30		
13			22.16			
14			22.05			
15						



Heat 5 - Round 4 (10.5 Pro-Stock)

Pos	Car	Form	Name	Member Type	Car Make	Result	Ave	Best
1	2		Glen West	2009	Xray	19 / 301.65	15.87	15.54
2	5		Richard Young	G09A	Xray	19 / 307.62	16.19	15.52
3	1	F1	David Johnson	2009	Schumacher	19 / 308.26	16.22	15.82
4	3	F2	Neil Talbot	2009	Xray	19 / 311.63	16.40	15.81
5	6		Stephen Mills	2009	Hot Bodies	16 / 308.64	19.29	17.24
6	4	F2	Phillip Pullen	2009	HPI	7 / 119.92	17.13	16.21

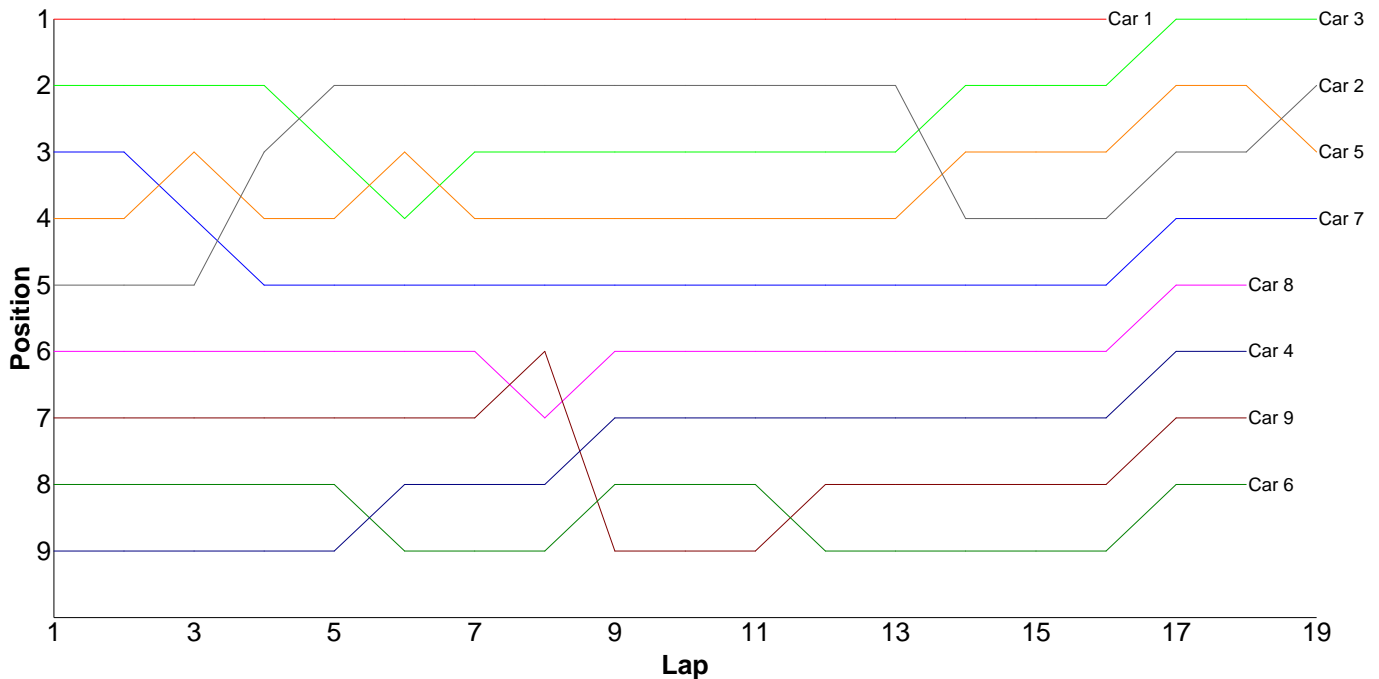
Lap	Car 1	Car 2	Car 3	Car 4	Car 5	Car 6
1	16.25	16.50	16.86	16.62	16.20	20.31
2	16.41	16.25	16.43	16.54	15.91	18.88
3	16.15	15.88	16.12	20.13	16.19	17.24
4	16.00	15.78	16.17	16.21	15.52	21.39
5	15.82	15.54	15.81	17.49	15.88	19.45
6	16.03	15.59	15.94	16.44	15.81	17.84
7	16.01	15.80	15.95	16.49	15.94	17.86
8	16.03	15.61	16.52		18.44	18.26
9	16.03	16.07	16.76		16.90	19.55
10	16.84	16.09	17.26		15.93	18.07
11	16.51	15.88	16.21		15.81	19.39
12	16.38	16.06	16.08		15.86	22.10
13	16.11	15.67	16.99		17.24	22.03
14	16.99	15.66	15.98		15.77	19.22
15	16.54	15.88	16.78		16.24	18.18
16	16.06	16.49	16.17		16.22	18.87
17	16.08	15.74	16.62		15.96	
18	15.84	15.62	16.31		15.91	
19	16.18	15.54	16.67		15.89	
20						



Heat 6 - Round 4 (<Stock>)

Pos	Car	Form	Name	Member Type	Car Make	Result	Ave	Best
1	3	F1	Remo Casadei	2009	Schumacher	19 / 303.52	15.97	15.60
2	2	F1	Joe Jenyavanija	2009	Tamiya	19 / 307.39	16.17	15.08
3	5		Jamie Gill	2009	Yokomo	19 / 307.46	16.18	15.74
4	7	F1	Anthony Pedder	2009	Hot Bodies	19 / 314.58	16.55	15.70
5	8	F1	Kevin Bissell	2009	Hot Bodies	18 / 301.74	16.76	15.97
6	4	F2	Scott Hauser	2009	Xray	18 / 301.76	16.76	15.77
7	9	F1	Jon Wilkins	2009	Hot Bodies	18 / 311.75	17.31	15.91
8	6	F2	Gary Fuller	2009	Schumacher	18 / 312.39	17.35	16.83
9	1	F1	Rob Baxter	2009	Xray	16 / 248.63	15.53	15.22

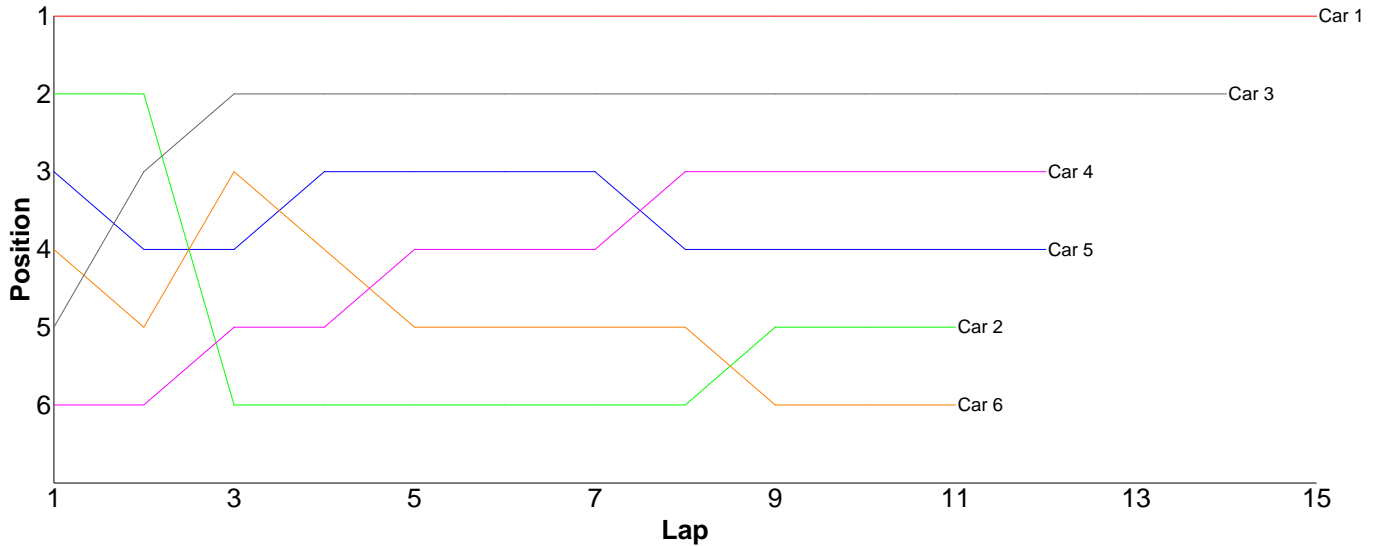
Lap	Car 1	Car 2	Car 3	Car 4	Car 5	Car 6	Car 7	Car 8	Car 9
1	15.30	16.71	15.88	22.65	16.12	17.96	16.05	17.06	17.79
2	15.36	15.86	15.60	16.13	15.82	16.83	15.82	16.17	16.01
3	15.48	15.50	15.86	15.77	15.89	17.19	16.00	16.25	15.91
4	15.28	15.18	15.74	16.05	15.74	17.21	15.74	16.19	16.07
5	15.37	15.08	15.78	16.25	15.82	17.21	15.90	15.97	17.25
6	15.43	15.49	16.48	17.48	15.86	18.24	16.43	16.24	16.65
7	15.53	15.85	15.88	16.30	16.20	17.21	16.38	18.39	17.07
8	15.22	15.60	15.86	16.38	16.28	17.53	15.70	17.27	16.22
9	15.44	15.47	15.88	15.86	16.07	17.18	20.37	16.46	25.73
10	15.37	15.97	15.71	15.91	16.06	16.83	17.47	16.36	16.51
11	16.07	15.85	15.81	16.85	16.22	17.60	15.99	16.19	16.66
12	15.49	15.58	16.09	16.02	16.19	17.82	17.39	16.97	16.59
13	15.48	15.97	15.63	17.14	16.14	17.45	16.39	18.54	17.15
14	16.26	23.33	16.48	16.23	16.39	17.03	16.28	16.82	17.05
15	15.50	16.19	16.12	16.65	16.20	17.24	16.32	16.48	16.33
16	16.05	15.95	15.91	16.67	16.26	17.10	16.22	16.59	17.56
17		15.81	15.99	16.71	16.44	17.13	16.46	16.97	16.65
18		15.92	16.76	16.71	17.02	17.63	16.23	16.82	18.55
19		16.08	16.06		16.74		17.44		
20									



Heat 7 - Round 4 (<Bikes>)

Pos	Car	Form	Name	Class	Member Type	Car Make	Result	Ave
1	1		Simon Lancaster	Bikes 1/5th	G09A		15 / 320.65	21.37
2	3	F1	Andy Carless	Bikes 1/5th	2009		14 / 321.25	22.94
3	4	F2	Chris Groom	Bikes 1/5th	2009		12 / 301.10	25.09
4	5	F2	Dave Richards	Bikes 1/5th	2009		12 / 311.06	25.92
5	2		Graham Clarke	Bikes 1/5th	G09A		11 / 309.89	28.17
6	6	F2	Matthew Book	Bikes 1/5th	2009		11 / 323.91	29.44
7	7	F4	Gerald Page	Bikes 1/8th	2009		0 / 0.00	0.00

Lap	Car 1	Car 2	Car 3	Car 4	Car 5	Car 6	Car 7
1	22.04	23.52	29.20	54.03	24.36	26.70	
2	21.06	22.19	21.92	23.05	27.02	26.05	
3	21.24	56.24	22.23	23.09	45.68	26.98	
4	20.95	35.80	22.36	22.24	22.23	42.57	
5	21.34	24.92	26.86	22.26	21.88	26.52	
6	20.95	32.52	22.49	22.47	23.59	29.64	
7	20.98	24.70	21.81	21.87	22.46	29.68	
8	22.00	23.18	22.34	23.44	28.92	32.67	
9	21.64	21.87	21.96	22.26	22.40	29.41	
10	21.54	22.49	21.60	21.73	28.67	26.71	
11	21.70	22.46	21.94	22.08	21.75	26.98	
12	21.76		22.36	22.58	22.10		
13	21.09		22.28				
14	20.57		21.90				
15	21.79						
16							



Heat 8 - Round 4 (10.5 Pro-Stock)

Pos	Car	Form	Name	Member Type	Car Make	Result	Ave	Best
1	2	F1	Matthew Quinlisk	2009	Hot Bodies	21 / 314.37	14.97	14.68
2	1	F1	Ben Cane	2009	Schumacher	21 / 315.14	15.00	14.77
3	3	F1	Craig Maher	2009	Xray	20 / 309.50	15.47	14.94
4	6	F1	Brian Killick	2009	Xray	19 / 305.80	16.09	15.41
5	4	F1	Nick Adams	2009	Tamiya	18 / 302.34	16.79	15.06
6	5	F1	Jamie Vassallo	2009	Schumacher	17 / 274.47	16.14	15.75

Lap	Car 1	Car 2	Car 3	Car 4	Car 5	Car 6
1	14.77	14.88	15.22	18.98	16.56	15.98
2	14.77	14.68	16.80	15.58	16.62	15.95
3	15.04	14.69	15.27	18.56	16.59	17.62
4	15.15	14.96	15.18	24.07	16.25	16.14
5	15.15	14.91	14.95	16.63	15.99	15.75
6	14.91	15.04	14.95	19.20	15.81	15.73
7	14.89	15.25	15.30	15.53	15.81	16.61
8	14.92	15.05	15.06	15.37	15.98	16.43
9	14.88	14.88	15.05	15.79	16.09	16.13
10	14.93	15.02	15.03	15.45	16.62	15.88
11	15.06	15.07	14.94	15.06	16.39	15.41
12	14.87	14.88	15.32	15.62	15.81	16.14
13	15.09	14.89	15.12	15.79	15.75	15.86
14	14.84	14.83	19.82	17.02	15.85	15.50
15	14.89	14.81	15.82	16.70	15.76	17.69
16	15.05	14.85	15.15	15.65	16.21	15.61
17	15.26	15.01	15.16	15.58	16.38	15.56
18	15.02	15.13	15.14	15.76		15.98
19	15.30	15.22	15.11			15.83
20	15.10	15.22	15.11			
21	15.25	15.10				
22						

