

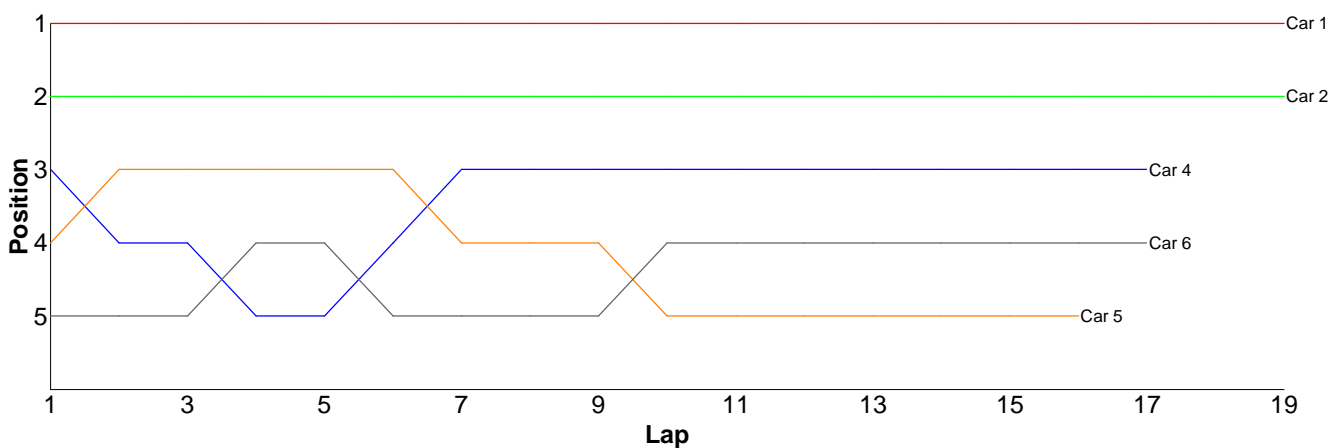
AMCC Winter Championship 2008/09 - Round 13: 29 Mar 09

Race Results

IC Touring - A Final

Pos	Car	Form	Name	Member Type	Car Make	Result	Ave	Best
1	1	F2	Mark Fagan	2009	Serpent	19 / 306.41	16.12	15.19
2	2	F2	Colin Taggart	2009	Xray	19 / 313.70	16.51	14.94
3	4	F2	LesMainwaring	2009	Mugen	17 / 310.55	18.26	15.96
4	6		AndrewMills	2009	Mugen	17 / 312.73	18.39	16.21
5	5		Stephen Mills	2009	Xray	16 / 304.02	19.00	16.55
6	3	F2	Phillip Pullen	2009	Mugen	0 / 0.00	0.00	0.00

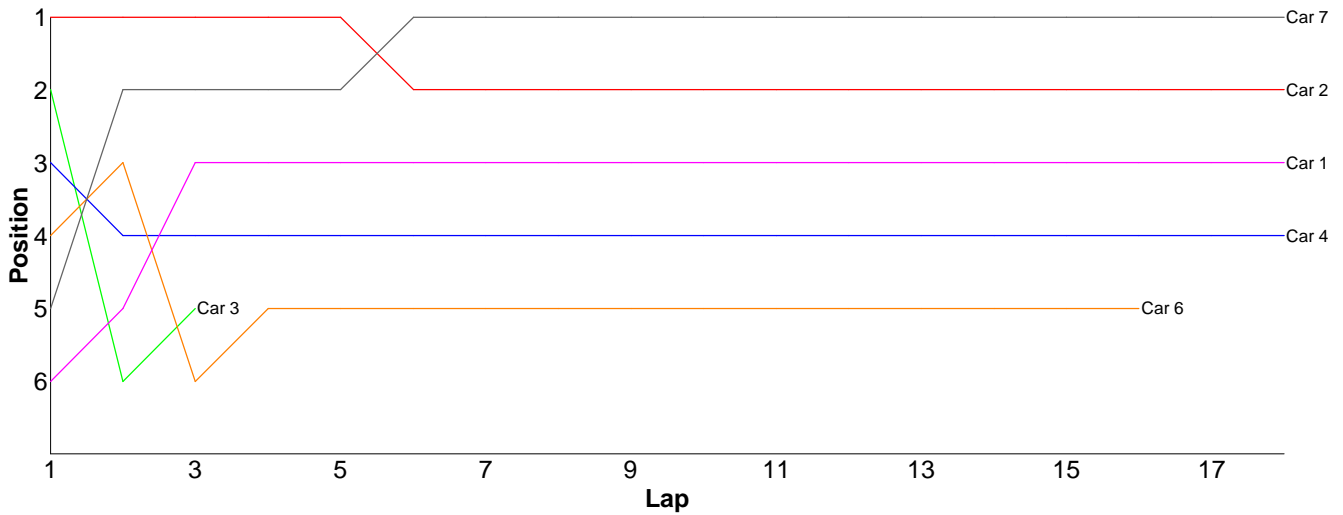
Lap	Car 1	Car 2	Car 3	Car 4	Car 5	Car 6
1	25.12	25.99		29.69	30.76	34.01
2	15.40	17.06		18.80	16.69	16.84
3	15.58	15.79		16.83	17.00	16.63
4	15.67	15.48		19.85	16.74	17.02
5	15.36	15.89		16.24	17.31	16.48
6	15.47	15.60		16.87	17.38	18.75
7	16.29	16.85		20.21	22.86	21.61
8	15.85	16.37		18.34	18.77	16.77
9	15.81	15.71		16.43	18.06	18.74
10	15.70	15.94		15.96	22.45	19.22
11	15.71	17.90		16.64	19.05	16.46
12	16.09	15.84		16.29	17.99	17.32
13	15.37	15.39		16.03	18.21	17.32
14	15.73	15.63		16.65	17.03	16.43
15	15.19	17.07		16.05	16.55	16.21
16	15.70	15.45		18.75	17.17	16.54
17	15.70	15.36		20.92		16.38
18	15.38	15.44				
19	15.29	14.94				
20						



Formula GT - A Final

Pos	Car	Form	Name	Member Type	Car Make	Result	Ave	Best
1	7	F4	Gerald Page	2009	Associated	18 / 303.84	16.88	15.62
2	2	F4	Jon Wilkins	2009	Associated	18 / 308.79	17.15	16.03
3	1	F4	Tim Webb	2009	Tamiya	18 / 309.95	17.21	15.66
4	4	F3	Nigel Moss	2009	Calandra	18 / 312.24	17.34	16.01
5	6	F3	Dave Skelton	2009	Associated	16 / 301.13	18.82	16.08
6	3	F3	Rob Warren	2009	Associated	3 / 72.34	24.11	17.32
7	5	F4	Rob Baxter	2009	Associated	0 / 0.00	0.00	0.00

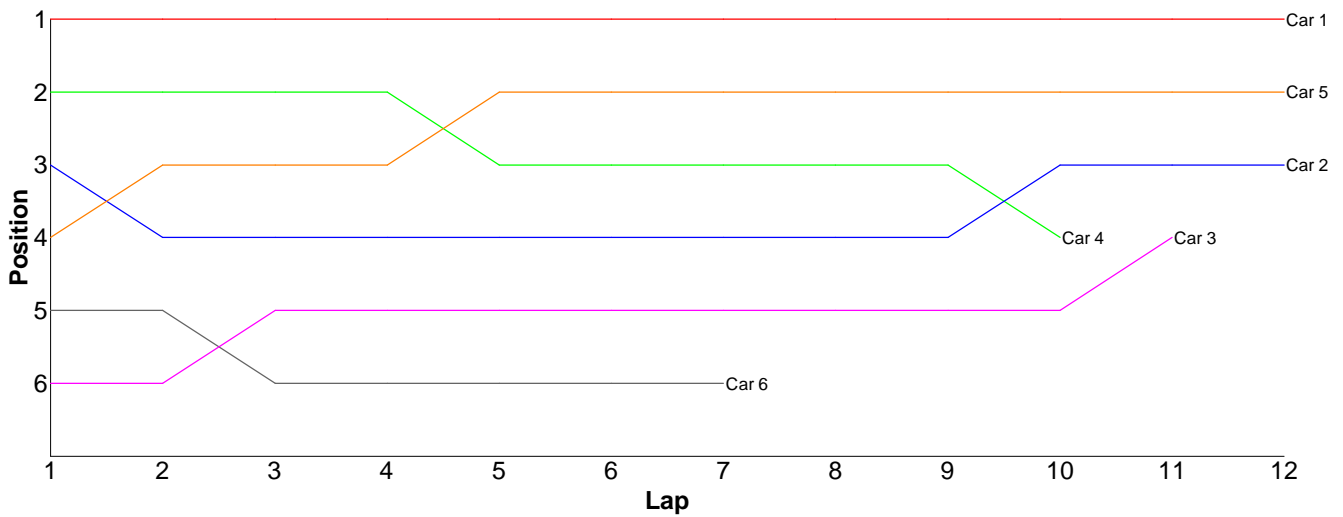
Lap	Car 1	Car 2	Car 3	Car 4	Car 5	Car 6	Car 7
1	29.68	26.76	27.47	27.79		28.40	28.60
2	16.84	16.73	27.55	18.39		17.72	16.88
3	17.12	16.53	17.32	21.50		36.32	16.50
4	16.10	16.49		16.01		16.52	15.94
5	15.84	16.32		17.17		16.83	15.62
6	16.13	17.18		16.07		16.19	16.07
7	15.66	16.03		16.26		16.27	15.89
8	16.88	16.72		16.40		16.41	15.95
9	16.04	16.23		16.67		16.24	15.98
10	15.88	16.17		16.13		16.14	16.12
11	15.86	16.18		16.15		16.08	16.37
12	17.15	16.56		16.27		19.47	16.35
13	19.65	17.23		16.05		18.44	16.19
14	16.61	16.36		16.31		16.68	16.06
15	16.20	16.12		16.40		16.63	16.09
16	15.92	16.33		16.17		16.79	16.37
17	15.86	17.09		16.06			16.53
18	16.53	17.76		16.44			16.33
19							



EP Sport - A Final

Pos	Car	Form	Name	Member Type	Car Make	Result	Ave	Best
1	1		Bradley Killick (J)	G09A	Xray	12 / 285.35	23.77	22.12
2	5	F2	Hannah Carless (J)	2009	Tamiya	12 / 311.61	25.96	22.74
3	2	F1	Jack Warren (J)	2009	Xray	12 / 319.42	26.61	22.52
4	3	F2	Matthew Mills (J)	2009	Xray	11 / 314.32	28.57	21.64
5	4	F2	Jack Talbot (J)	2009	Xray	10 / 274.76	27.47	23.96
6	6		Dawn Skelton	2009	Xray	7 / 270.68	38.66	31.95

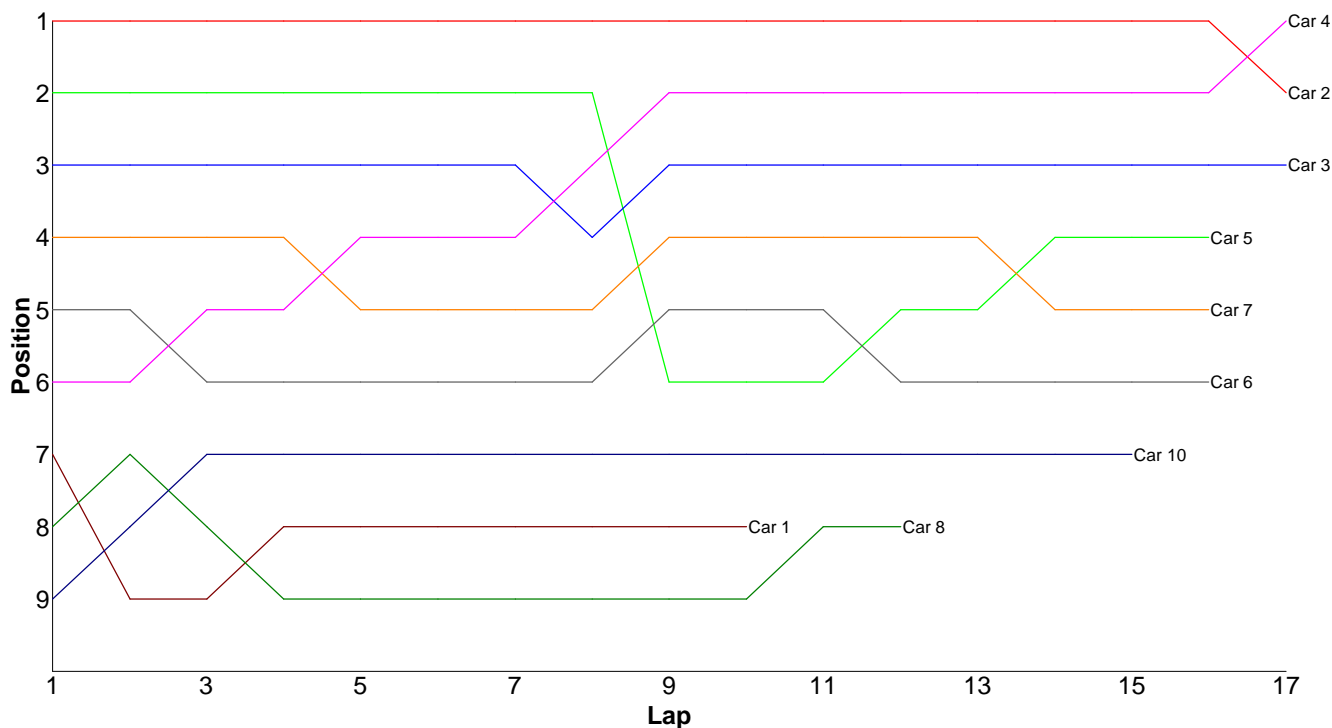
Lap	Car 1	Car 2	Car 3	Car 4	Car 5	Car 6
1	34.19	40.18	88.99	38.14	40.91	55.82
2	22.12	31.35	22.92	24.31	24.89	37.87
3	22.72	30.77	22.22	28.81	26.05	41.72
4	22.50	27.80	22.12	23.96	23.99	33.98
5	22.12	22.93	22.79	25.84	23.73	31.95
6	22.88	24.39	22.26	24.97	23.46	33.54
7	22.95	25.39	21.64	26.90	22.74	35.80
8	22.71	24.71	22.25	25.78	23.28	
9	22.67	22.67	25.47	24.77	27.29	
10	24.47	22.52	21.98	31.28	28.00	
11	23.46	23.09	21.68		23.27	
12	22.56	23.62			24.00	
13						



<Stock> - B Final

Pos	Car	Form	Name	Class	Member Type	Car Make	Result	Ave	Best
1	4		Kyle Fuller (J)	13.5 Stock	2009	Xray	17 / 307.19	18.07	16.73
2	2	F1	Jon Wilkins	13.5 Stock	2009	Hot Bodies	17 / 308.19	18.12	16.26
3	3	F2	Gary Fuller	13.5 Stock	2009	Schumacher	17 / 308.87	18.16	17.02
4	5	F1	Scott Hauser	17.5 Stock	2009	Xray	16 / 304.73	19.04	17.36
5	7	F2	Robin Francis	13.5 Stock	2009	Hot Bodies	16 / 306.32	19.14	17.41
6	6	F2	Scott Stokes	13.5 Stock	2009	Xray	16 / 310.63	19.41	17.36
7	10		Stephen Mills	10.5 Pro-Stock	2009	Hot Bodies	15 / 311.06	20.73	17.36
8	8	F2	Andy Lewis	13.5 Stock	2009	Hot Bodies	12 / 311.49	25.95	20.06
9	1	F2	Kieran Stokes (J)	13.5 Stock	2009	Xray	10 / 211.03	21.10	16.96
10	9	F2	Craig Murrell (J)	13.5 Stock	2009	Xray	0 / 0.00	0.00	0.00

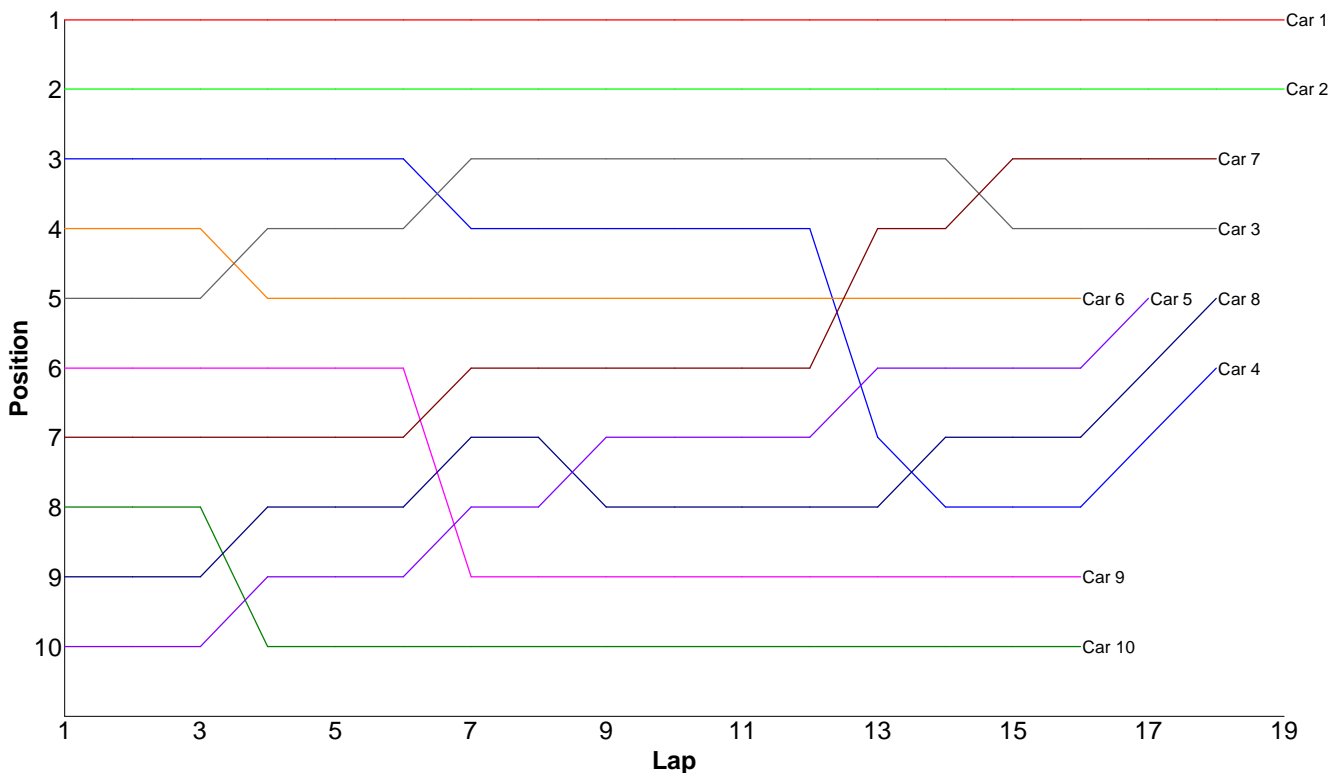
Lap	Car 1	Car 2	Car 3	Car 4	Car 5	Car 6	Car 7	Car 8	Car 9	Car 10
1	33.43	25.64	28.12	33.04	27.78	30.39	29.46	36.44		36.96
2	35.88	16.52	17.20	16.85	17.38	18.70	18.08	22.01		21.64
3	17.12	16.93	19.60	17.55	17.94	18.77	18.40	23.92		18.57
4	18.52	18.50	17.48	16.84	17.56	18.13	17.83	27.39		19.43
5	16.96	17.92	17.67	17.09	17.83	17.74	19.64	21.41		17.36
6	17.20	16.85	17.36	16.75	17.64	19.07	17.88	23.05		17.70
7	17.46	17.15	17.08	16.73	17.57	17.88	17.43	20.06		19.16
8	19.81	16.35	18.70	17.86	17.45	17.51	17.41	27.85		19.64
9	17.66	16.26	17.42	17.25	28.63	17.49	17.57	38.05		18.91
10	16.99	16.59	17.37	16.94	17.65	17.55	17.51	21.97		19.19
11		20.72	17.28	16.84	17.47	17.38	19.17	23.46		19.12
12		16.56	17.38	17.99	17.48	24.11	19.09	25.88		17.73
13		16.68	17.14	17.12	17.52	17.96	17.94			17.77
14		16.81	17.02	17.21	17.55	18.38	21.51			29.16
15		18.63	17.22	16.98	18.62	18.62	18.38			18.72
16		21.95	17.48	17.22	18.66	20.95	19.02			
17		18.13	17.35	16.93						
18										



<Stock> - A Final

Pos	Car	Form	Name	Member Type	Car Make	Result	Ave	Best
1	1	F1	Rob Baxter	2009	Xray	19 / 306.44	16.12	15.31
2	2	F1	Remo Casadei	2009	Schumacher	19 / 314.51	16.55	15.40
3	7	F2	Scott Hauser	2009	Xray	18 / 305.68	16.98	15.64
4	3	F1	Joe Jenyavanija	2009	Tamiya	18 / 307.05	17.05	15.56
5	8	F2	James Davis	2009	Tamiya	18 / 314.34	17.46	16.14
6	4		Jamie Gill	2009	Yokomo	18 / 315.52	17.52	16.19
7	5	F1	Anthony Pedder	2009	Hot Bodies	17 / 294.86	17.34	15.79
8	6	F1	Ian Cairns	2009	Schumacher	16 / 275.79	17.23	15.99
9	9	F1	Kevin Bissell	2009	Hot Bodies	16 / 288.35	18.02	16.15
10	10		Peter Harridence	G09A	Schumacher	16 / 312.40	19.52	16.01

Lap	Car 1	Car 2	Car 3	Car 4	Car 5	Car 6	Car 7	Car 8	Car 9	Car 10
1	23.62	25.17	28.19	27.12	33.45	27.65	29.85	31.10	29.44	30.48
2	15.31	16.24	16.84	16.22	17.27	16.36	16.52	16.27	16.26	16.41
3	15.38	16.08	15.97	16.46	16.18	16.72	15.87	16.72	16.44	16.01
4	15.38	16.16	15.84	16.26	16.12	16.81	18.33	16.84	16.55	24.51
5	15.68	15.53	15.68	16.19	16.02	16.58	16.22	16.56	16.67	23.81
6	15.53	16.22	16.63	16.39	15.79	16.25	15.69	16.50	16.79	17.91
7	15.66	15.76	15.92	16.87	15.79	16.40	16.32	16.14	22.45	20.50
8	15.52	16.79	15.76	16.47	16.55	16.35	15.99	16.59	17.68	16.91
9	15.49	15.58	15.64	16.33	16.54	16.05	16.16	17.60	16.72	16.71
10	15.55	16.09	16.03	16.27	16.16	16.13	15.83	16.60	16.15	18.99
11	15.65	15.80	15.56	16.26	16.26	15.99	15.64	16.58	16.46	17.04
12	15.64	15.40	15.65	16.30	16.83	16.09	15.68	16.73	16.40	19.26
13	15.64	17.99	17.13	22.82	16.69	17.42	15.99	16.57	19.75	20.13
14	15.80	16.27	15.98	19.27	16.33	17.21	15.89	16.87	17.33	19.04
15	15.69	15.95	20.31	16.35	16.31	16.49	16.70	16.51	16.66	17.03
16	15.93	15.77	17.56	16.46	16.26	17.29	15.99	16.84	16.60	17.66
17	15.87	16.06	16.42	16.89	16.31		16.07	16.56		
18	15.70	15.77	15.94	16.59			16.94	16.76		
19	17.40	15.88								
20										

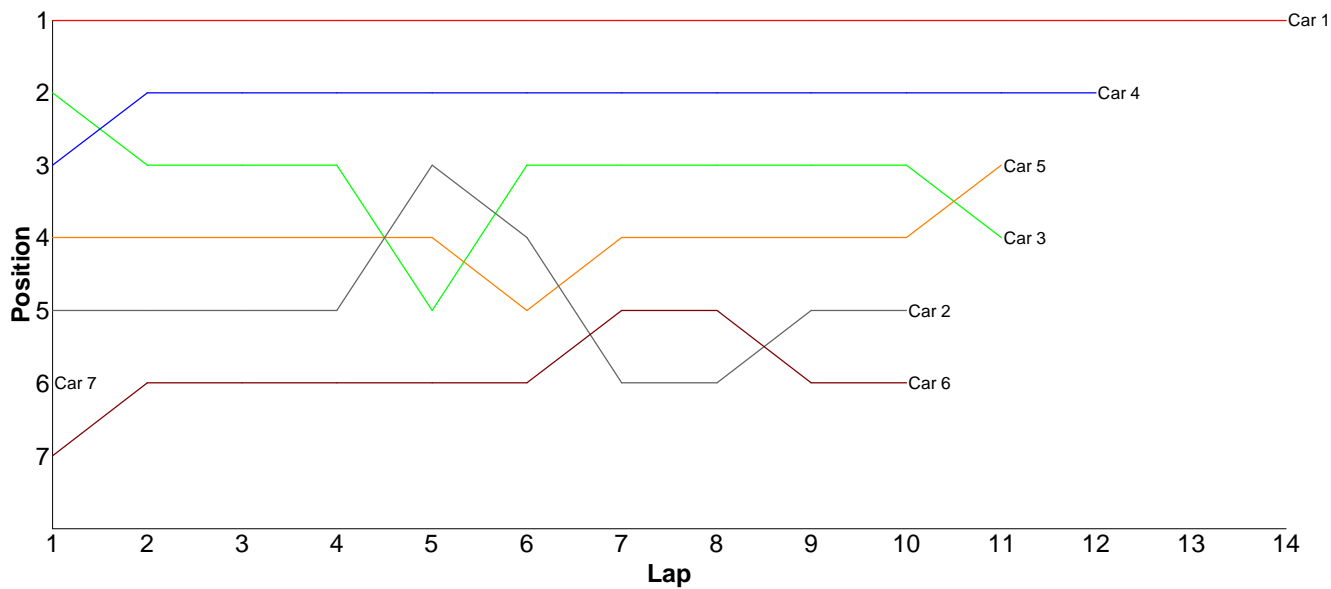


<Bikes> - A Final

Pos	Car	Form	Name	Class	Member Type	Car Make	Result	Ave	Bes
1	1		Simon Lancaster	Bikes 1/5th	G09A		14 / 316.81	22.62	20.59
2	4	F1	Andy Carless	Bikes 1/5th	2009		12 / 305.22	25.43	21.71
3	5	F2	Dave Richards	Bikes 1/5th	2009		11 / 309.17	28.10	21.98
4	3	F2	Chris Groom	Bikes 1/5th	2009		11 / 312.07	28.37	21.80
5	2		Graham Clarke	Bikes 1/5th	G09A		10 / 300.43	30.04	21.22
6	6	F2	MatthewBook	Bikes 1/5th	2009		10 / 310.17	31.01	26.77
7	7	F4	Gerald Page	Bikes 1/8th	2009		1 / 57.92	57.92	57.92

Lap	Car 1	Car 2	Car 3	Car 4	Car 5	Car 6	Car 7
-----	-------	-------	-------	-------	-------	-------	-------

1	36.57	57.37	40.05	40.47	48.36	60.47	57.92
2	21.71	27.99	27.66	23.00	32.73	28.14	
3	20.98	24.75	22.02	23.94	21.98	27.28	
4	21.48	30.84	25.31	22.96	33.69	26.77	
5	20.59	21.22	53.99	34.11	28.82	28.16	
6	22.45	29.95	22.50	23.85	30.97	27.00	
7	21.30	42.73	21.80	22.76	22.79	27.78	
8	21.40	22.37	22.75	21.71	23.02	27.05	
9	21.50	21.54	22.53	22.44	22.06	30.60	
10	20.66	21.67	22.90	22.84	22.52	26.92	
11	21.26		30.56	22.49	22.23		
12	20.88			24.65			
13	21.88						
14	24.15						
15							



10.5 Pro-Stock - A Final

Pos	Car	Form	Name	Member Type	Car Make	Result	Ave	Best
1	3	F1	Craig Maher	2009	Xray	19 / 303.15	15.95	15.07
2	2	F1	Ben Cane	2009	Schumacher	19 / 308.24	16.22	14.87
3	4	F1	Nick Adams	2009	Tamiya	19 / 309.83	16.30	15.22
4	7	F1	Brian Killick	2009	Xray	19 / 313.84	16.51	15.50
5	6		Glen West	2009	Xray	19 / 314.06	16.52	15.33
6	1	F1	Matthew Quinlisk	2009	Hot Bodies	19 / 314.09	16.53	14.87
7	5	F1	Jamie Vassallo	2009	Schumacher	18 / 301.35	16.74	15.36
8	8		Richard Young	G09A	Xray	18 / 312.31	17.35	15.83
9	10	F2	Neil Talbot	2009	Xray	16 / 312.49	19.53	16.91
10	9	F1	David Johnson	2009	Schumacher	15 / 303.37	20.22	16.68

Lap	Car 1	Car 2	Car 3	Car 4	Car 5	Car 6	Car 7	Car 8	Car 9	Car 10
1	23.05	23.66	24.52	25.17	25.35	29.27	26.21	26.92	29.67	31.06
2	15.00	14.88	15.15	15.35	15.36	16.66	16.09	16.25	17.13	17.36
3	15.08	14.87	16.15	15.61	17.15	15.79	20.16	16.13	19.15	18.12
4	14.99	15.20	15.21	15.84	15.77	15.60	15.68	16.07	19.07	18.06
5	15.03	15.09	15.40	15.22	16.13	15.97	16.06	15.88	19.38	17.91
6	17.36	15.24	15.27	16.09	17.04	15.59	15.74	15.87	18.02	17.29
7	14.94	15.13	15.33	15.80	16.88	15.53	15.68	16.08	19.24	27.06
8	15.30	15.38	15.07	15.72	15.78	15.81	15.52	15.83	21.06	19.03
9	14.87	15.00	15.22	15.68	16.86	17.22	15.82	23.87	25.29	25.04
10	15.15	21.18	15.70	15.69	17.24	15.71	15.68	17.33	23.85	17.61
11	15.19	16.07	15.49	16.29	16.97	15.74	15.69	17.93	21.95	17.84
12	15.17	15.29	15.39	15.44	15.58	16.05	15.61	17.22	16.85	17.45
13	15.19	15.28	15.26	15.95	16.55	15.69	15.86	16.32	18.04	16.91
14	17.61	15.35	15.25	15.84	15.57	15.48	15.64	15.89	17.99	17.11
15	17.15	15.38	16.76	15.78	15.84	15.54	15.91	16.04	16.68	17.05
16	16.04	15.21	15.85	15.92	15.73	15.89	15.67	15.94		17.59
17	16.10	15.21	15.46	15.92	15.96	15.59	15.50	16.04		
18	15.39	15.27	15.26	15.53	15.59	15.60	15.51	16.70		
19	25.48	19.55	15.41	16.99		15.33	15.81			
20										

