

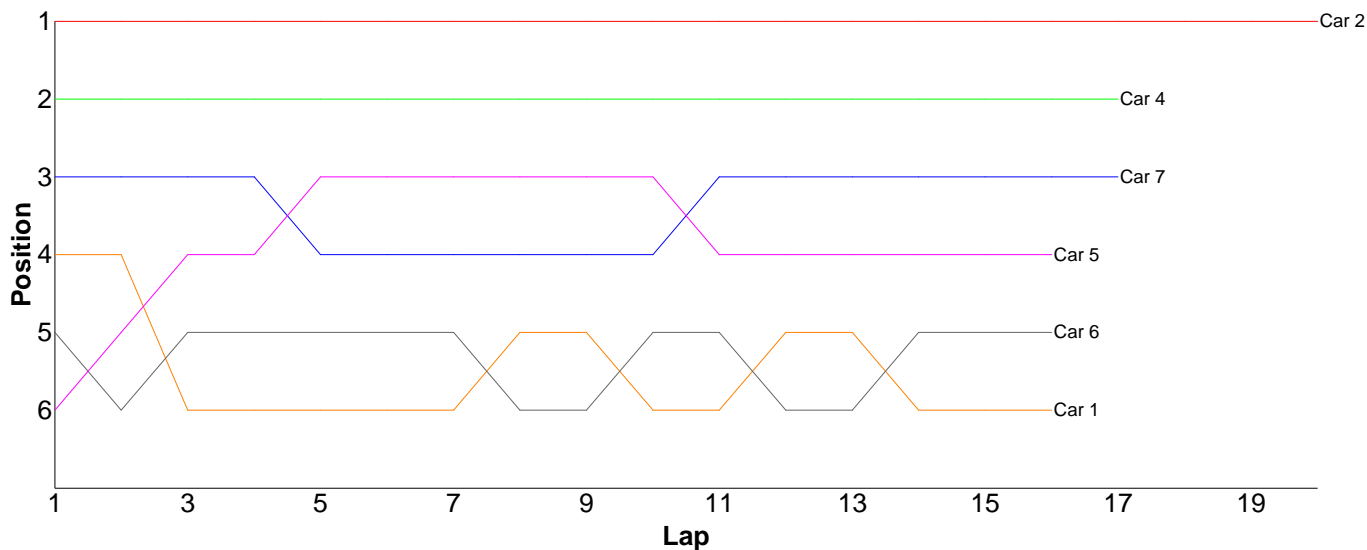
BRCA 235/Rubber/Truck Round 1: 22 Mar 09

Race Results

Heat 1 - Round 1 (Scale Rubber)

Pos	Car	Form	Name	Member Type	Car Make	Result	Ave	Best
1	2		Dave Forsythe			20 / 316.25	15.81	15.28
2	4		Mark Fagan			17 / 290.85	17.10	16.24
3	7		Ashley Roat			17 / 304.13	17.89	17.11
4	5		Lee Russell			16 / 300.53	18.78	17.02
5	6		Malcolm Norwood			16 / 315.65	19.72	17.06
6	1		David Allen			16 / 318.01	19.87	16.68
7	3		Derek Brown			0 / 0.00	0.00	0.00

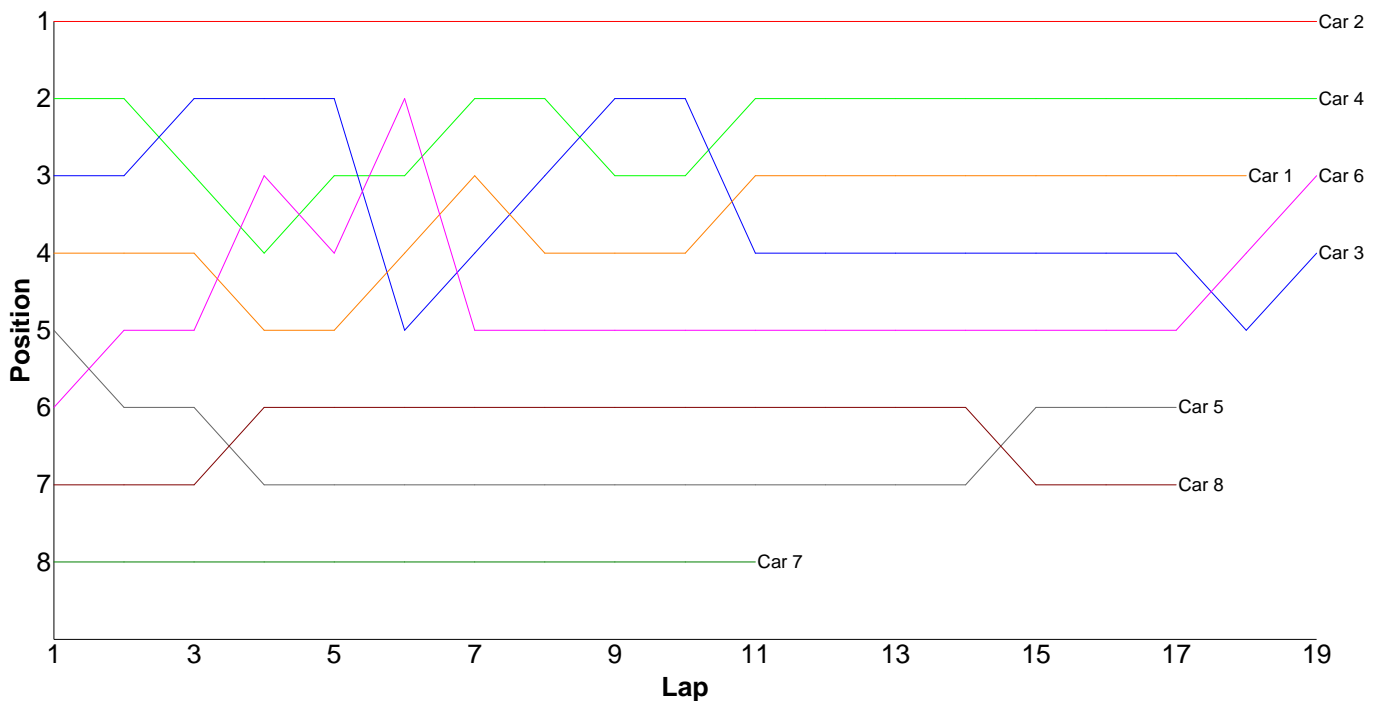
Lap	Car 1	Car 2	Car 3	Car 4	Car 5	Car 6	Car 7
1	17.40	15.57		16.57	18.83	17.61	17.22
2	18.24	15.53		16.24	17.33	23.72	18.14
3	31.50	15.60		16.64	18.30	17.16	17.47
4	22.18	15.28		17.34	17.43	17.96	17.44
5	18.63	15.68		16.57	18.11	18.30	20.76
6	19.50	15.86		17.37	17.02	17.13	17.80
7	19.07	15.63		16.69	19.28	17.06	18.41
8	17.65	16.08		17.25	17.45	40.47	17.77
9	19.44	15.83		16.54	17.42	17.88	17.73
10	23.07	15.79		17.65	17.32	18.53	17.13
11	16.85	15.47		16.37	26.33	17.14	18.36
12	18.69	15.39		16.74	18.65	19.83	17.87
13	17.52	15.35		17.13	20.61	17.59	17.12
14	22.26	16.27		16.42	18.24	17.72	17.11
15	16.68	16.24		16.48	20.25	17.21	17.89
16	19.33	16.01		22.03	17.96	20.34	17.11
17		16.07		16.82			18.80
18		16.07					
19		15.84					
20		16.69					
21							



Heat 2 - Round 1 (235 Sports GT)

Pos	Car	Form	Name	Member Type	Car Make	Result	Ave	Best
1	2		Bob Harley			19 / 301.65	15.87	15.19
2	4		Martin Trice			19 / 302.49	15.92	15.16
3	6		Jason Fox			19 / 304.50	16.02	14.80
4	3		Adam Crossland			19 / 317.07	16.68	15.04
5	1		John Russell			18 / 289.00	16.05	15.38
6	5		Les Mainwaring			17 / 302.31	17.78	16.02
7	8		Kyle Dewsnap			17 / 303.67	17.86	16.50
8	7		Andy Middleton			11 / 311.78	28.34	16.07

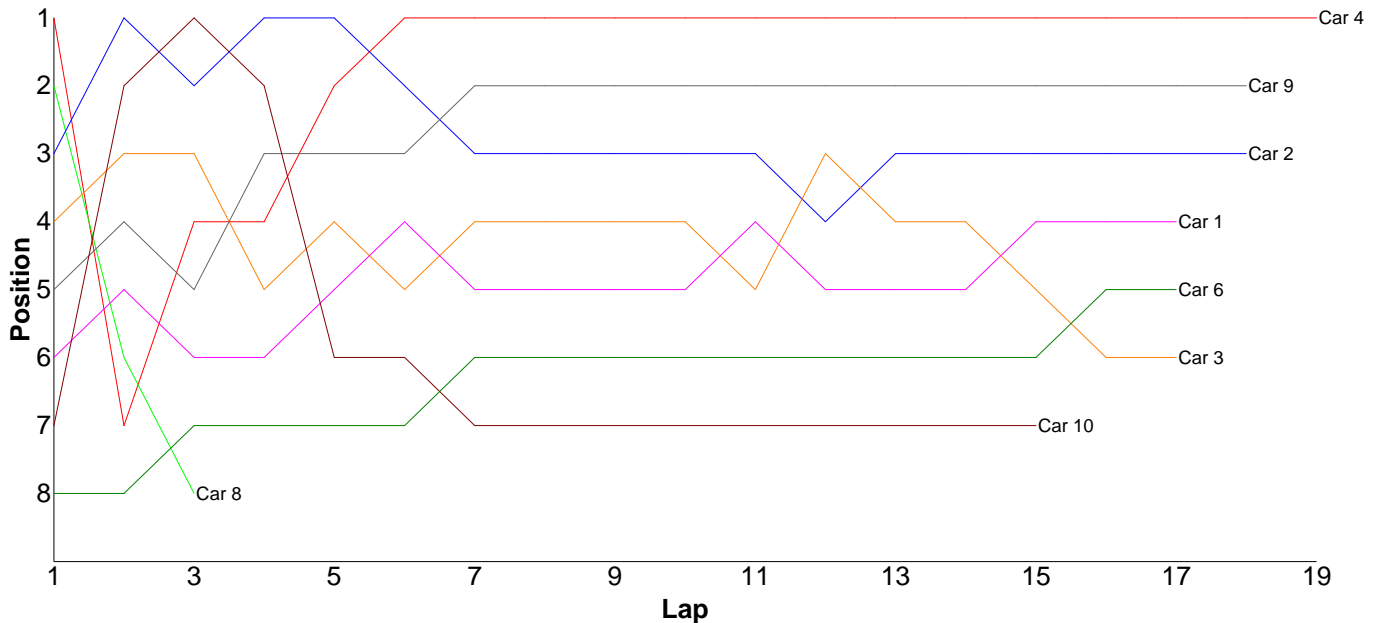
Lap	Car 1	Car 2	Car 3	Car 4	Car 5	Car 6	Car 7	Car 8
1	18.07	15.87	17.67	16.32	19.51	19.67	131.99	25.12
2	15.87	15.74	15.52	16.48	16.83	14.80	19.77	16.50
3	15.38	16.17	15.84	16.35	16.42	15.43	21.35	17.79
4	16.30	15.69	15.71	16.02	27.43	15.20	17.21	17.37
5	15.83	16.04	15.62	15.33	21.02	15.42	19.98	16.58
6	16.55	15.82	18.32	17.22	16.61	16.39	17.04	19.87
7	16.33	16.49	15.90	15.67	16.77	23.21	18.85	16.72
8	16.73	15.83	16.07	15.65	16.51	15.60	16.69	17.58
9	15.56	15.60	15.20	17.28	17.36	15.12	16.07	17.21
10	15.85	15.70	15.06	15.86	16.65	15.07	16.25	17.11
11	15.61	15.46	20.37	15.36	17.01	15.44	16.58	16.92
12	15.40	15.65	15.13	15.83	16.10	15.96		18.15
13	16.34	15.80	15.37	15.18	17.58	15.69		17.13
14	16.23	15.72	15.97	15.63	16.77	15.37		16.87
15	15.70	15.25	15.04	15.52	16.18	15.42		18.33
16	15.41	15.93	15.70	15.59	17.54	15.23		17.77
17	15.85	17.27	15.29	15.16	16.02	15.10		16.65
18	15.99	15.19	20.92	16.62		15.28		
19		16.43	22.37	15.42		15.10		
20								



Heat 3 - Round 1 (IC Truck)

Pos	Car	Form	Name	Member Type	Car Make	Result	Ave	Best
1	4		Chris Daft			19 / 312.12	16.42	15.16
2	9		Paul Boulton			18 / 308.68	17.14	16.09
3	2		Jerome Evans			18 / 313.63	17.42	15.79
4	1		Mick Lloyds			17 / 302.16	17.77	16.63
5	6		Lee Stokes			17 / 308.48	18.14	15.82
6	3		Matt Williams			17 / 310.00	18.23	16.73
7	10		Andrew Oulton			15 / 303.28	20.21	16.77
8	8		Simon Smith			3 / 62.74	20.91	15.83
=9	5		Matthew Cook			0 / 0.00	0.00	0.00
=9	7		Len Morris			0 / 0.00	0.00	0.00

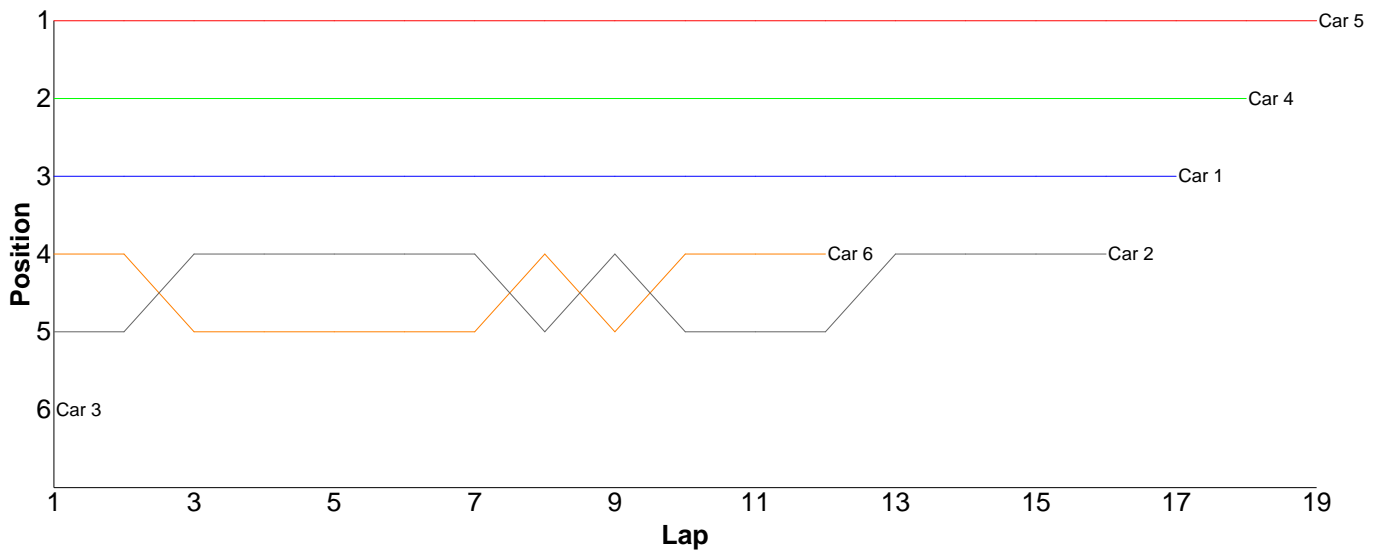
Lap	Car 1	Car 2	Car 3	Car 4	Car 5	Car 6	Car 7	Car 8	Car 9	Car 10
1	17.62	16.52	16.73	15.82		23.73		15.83	17.32	17.79
2	18.07	16.54	18.26	21.48		16.37		21.39	18.07	16.96
3	18.03	18.81	17.89	15.58		16.95		25.52	18.17	16.77
4	20.36	17.02	19.64	16.82		36.36			16.09	17.74
5	18.02	16.51	17.57	15.88		16.47			16.12	30.66
6	17.02	17.46	19.28	15.92		16.87			17.22	17.37
7	17.57	21.11	17.23	15.75		16.22			16.78	29.17
8	17.26	19.48	17.23	15.87		16.13			17.27	16.95
9	17.19	16.94	16.83	15.77		16.55			16.98	18.08
10	16.83	15.79	16.95	15.95		16.33			16.84	17.61
11	17.43	16.93	17.91	16.51		16.93			16.09	17.01
12	18.62	20.05	17.25	16.06		15.94			16.36	19.29
13	17.64	17.15	17.59	17.79		17.93			18.53	20.16
14	16.63	16.39	17.83	15.16		16.33			17.87	30.63
15	17.14	16.73	17.95	15.76		15.82			17.07	17.09
16	18.32	16.44	26.08	16.28		16.71			16.58	
17	18.41	17.18	17.78	16.31		16.84			16.32	
18		16.58		16.58					19.00	
19				16.83						
20										



Heat 4 - Round 1 (Scale Rubber)

Pos	Car	Form	Name	Member Type	Car Make	Result	Ave	Best
1	5		Phillip Pullen			19 / 316.23	16.64	15.91
2	4		Devendra Mahatme			18 / 302.98	16.83	15.99
3	1		Tobie Manser			17 / 323.01	19.00	16.66
4	2		Graham Lorimer			16 / 326.02	20.37	17.96
5	6		Tim Routen			12 / 232.49	19.37	16.77
6	3		Ian Coates			1 / 49.56	49.56	49.56
7	7		Mark Brown			0 / 0.00	0.00	0.00

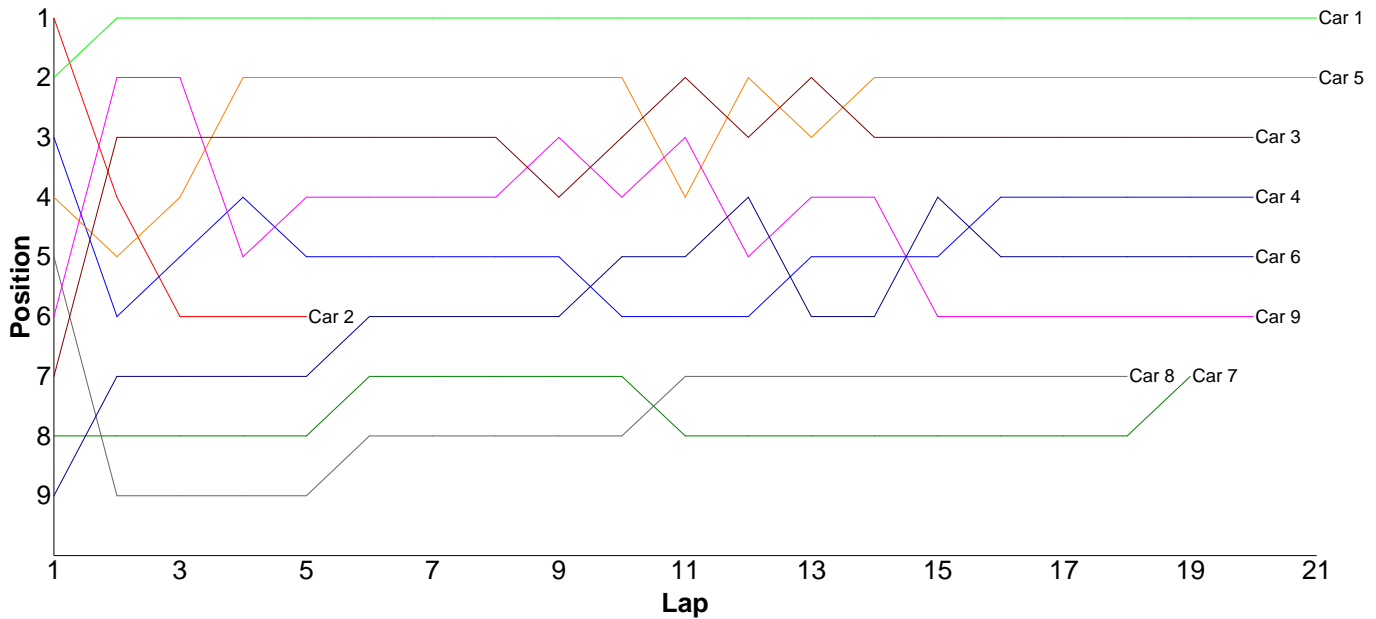
Lap	Car 1	Car 2	Car 3	Car 4	Car 5	Car 6	Car 7
1	19.47	21.57	49.56	17.68	16.35	19.95	
2	17.66	18.72		17.71	16.39	17.34	
3	18.73	17.96		17.21	16.94	24.25	
4	17.33	21.61		16.85	16.75	25.42	
5	18.16	18.55		16.21	16.37	18.27	
6	23.49	19.45		16.74	19.25	17.29	
7	25.28	22.73		16.24	15.91	19.58	
8	16.81	20.08		16.22	16.72	17.64	
9	18.14	17.98		16.82	16.74	21.84	
10	16.89	25.43		17.78	15.94	17.27	
11	16.66	18.60		17.16	16.53	16.77	
12	16.81	19.13		16.23	16.12	16.87	
13	19.28	19.81		16.15	15.96		
14	16.86	19.38		16.37	16.50		
15	18.62	18.70		17.47	17.76		
16	19.67	26.32		17.42	17.14		
17	23.15			15.99	16.29		
18				16.73	16.21		
19					16.36		
20							



Heat 5 - Round 1 (235 Sports GT)

Pos	Car	Form	Name	Member Type	Car Make	Result	Ave	Best
1	1		Glyn Beal			21 / 303.39	14.44	13.83
2	5		Mark Christopher			21 / 310.13	14.76	14.26
3	3		Jim Beesley			20 / 302.79	15.13	14.24
4	4		Greg Fairlie			20 / 303.79	15.18	14.58
5	6		Richard Boulton			20 / 304.91	15.24	14.57
6	9		James Conolly			20 / 305.78	15.28	14.31
7	7		Phil Edwards			19 / 300.72	15.82	14.77
8	8		Paul Dewsnap			18 / 285.34	15.85	14.83
9	2		Lee Chapman			5 / 75.22	15.04	14.34

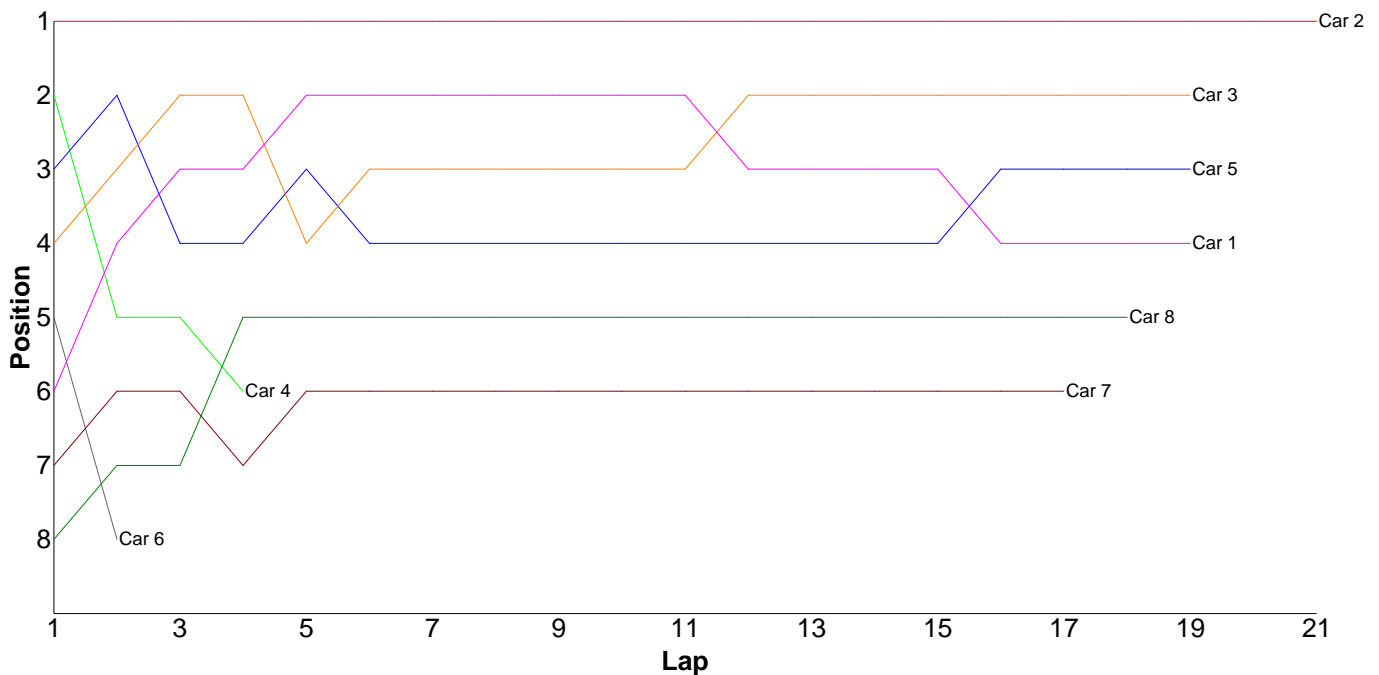
Lap	Car 1	Car 2	Car 3	Car 4	Car 5	Car 6	Car 7	Car 8	Car 9
1	14.36	14.34	15.38	14.58	14.93	15.50	15.43	15.04	15.17
2	14.07	15.53	14.44	15.79	14.96	15.35	15.75	18.97	14.39
3	15.21	15.57	14.52	14.89	14.65	15.20	15.57	15.47	14.66
4	14.07	14.86	14.98	14.63	14.46	14.58	14.77	14.99	15.71
5	14.11	14.92	14.56	14.76	14.75	14.73	15.65	16.90	14.64
6	13.96		14.74	15.17	14.65	14.72	14.90	15.39	14.75
7	14.20		14.55	14.93	14.55	15.45	15.07	15.72	14.82
8	14.09		14.87	15.02	14.33	14.90	15.05	14.83	14.31
9	13.96		14.83	15.05	14.26	14.63	14.90	15.52	14.35
10	13.93		14.68	15.60	14.77	14.57	15.35	17.07	15.07
11	14.43		14.72	15.65	17.16	15.07	26.06	15.40	14.58
12	14.09		15.63	16.42	14.37	15.28	15.22	17.00	20.02
13	15.42		15.35	15.16	15.96	19.33	14.90	15.27	14.91
14	13.92		15.09	15.65	14.44	15.21	15.43	14.90	14.49
15	13.83		16.44	16.01	14.55	14.77	15.02	15.46	19.02
16	13.95		14.86	14.85	14.92	15.15	15.71	15.60	14.83
17	14.06		14.60	14.81	14.33	15.18	16.05	15.63	14.52
18	14.06		14.24	14.65	14.42	15.01	14.95	16.18	15.25
19	14.10		18.85	15.20	14.58	15.00	14.94		14.87
20	19.07		15.46	14.97	14.50	15.28			15.42
21	14.50				14.59				
22									



Heat 6 - Round 1 (Scale Rubber)

Pos	Car	Form	Name	Member Type	Car Make	Result	Ave	Best
1	2		John Zottl			21 / 313.86	14.94	14.56
2	3		Michael Ball			19 / 302.18	15.90	15.14
3	5		Nigel Pearce			19 / 315.75	16.61	15.67
4	1		Ryk Pryke			19 / 315.95	16.62	15.50
5	7		Gyan Mahatme			17 / 309.99	18.23	16.33
6	4		Adrian Garlic			4 / 75.04	18.76	15.85
7	6		Steve Woodhams			2 / 44.34	22.17	16.52
8	8		Peter Lague			0 / 0.00	0.00	15.81

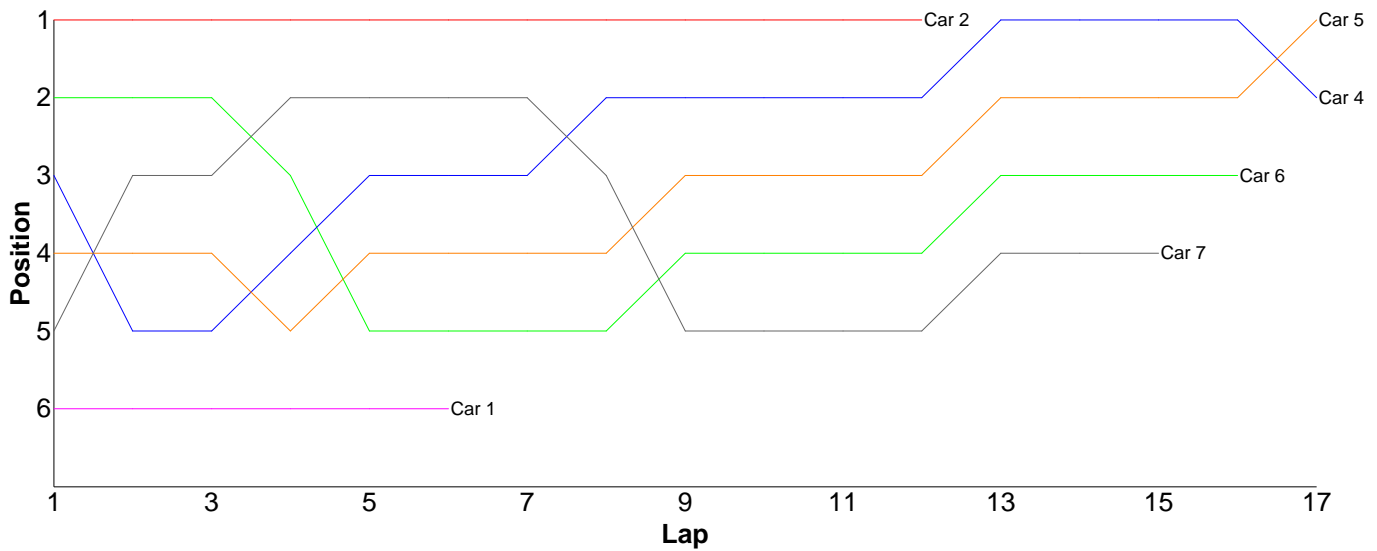
Lap	Car 1	Car 2	Car 3	Car 4	Car 5	Car 6	Car 7	Car 8
1	17.06	15.04	16.10	15.85	16.04	16.52	18.91	24.57
2	16.77	14.74	17.62	20.44	17.04	27.82	19.67	17.72
3	16.50	14.98	15.93	16.70	17.26		17.86	16.43
4	15.94	15.52	15.40	22.05	16.02		20.59	15.81
5	16.23	15.01	18.09		16.44		18.12	16.22
6	15.74	15.17	15.37		16.71		18.11	15.83
7	15.65	14.65	15.66		16.16		19.76	16.89
8	15.74	14.58	15.65		18.95		17.09	16.98
9	15.54	14.95	16.36		16.14		16.33	15.97
10	15.50	14.99	15.65		15.95		16.82	16.18
11	15.88	14.71	15.22		16.65		17.00	16.50
12	16.21	14.56	15.55		16.30		18.89	15.96
13	16.23	14.80	15.14		17.27		21.10	16.91
14	16.31	14.66	17.03		15.86		16.44	16.46
15	16.49	14.92	15.18		15.67		16.62	16.95
16	24.88	16.40	15.20		15.87		19.15	16.99
17	15.78	14.74	16.05		16.01		17.53	16.57
18	17.31	14.56	15.32		18.66			16.70
19	16.19	14.90	15.66		16.75			
20		14.87						
21		15.11						
22								



Heat 1 - Round 2 (Scale Rubber)

Pos	Car	Form	Name	Member Type	Car Make	Result	Ave	Best
1	5		Lee Russell			17 / 314.59	18.50	17.02
2	4		Mark Fagan			17 / 317.57	18.68	16.05
3	6		Malcolm Norwood			16 / 304.87	19.05	17.36
4	7		Ashley Roat			15 / 307.93	20.52	17.03
5	2		Dave Forsythe			12 / 185.52	15.46	14.95
6	1		David Allen			6 / 309.16	51.52	16.42
7	3		Derek Brown			0 / 0.00	0.00	0.00

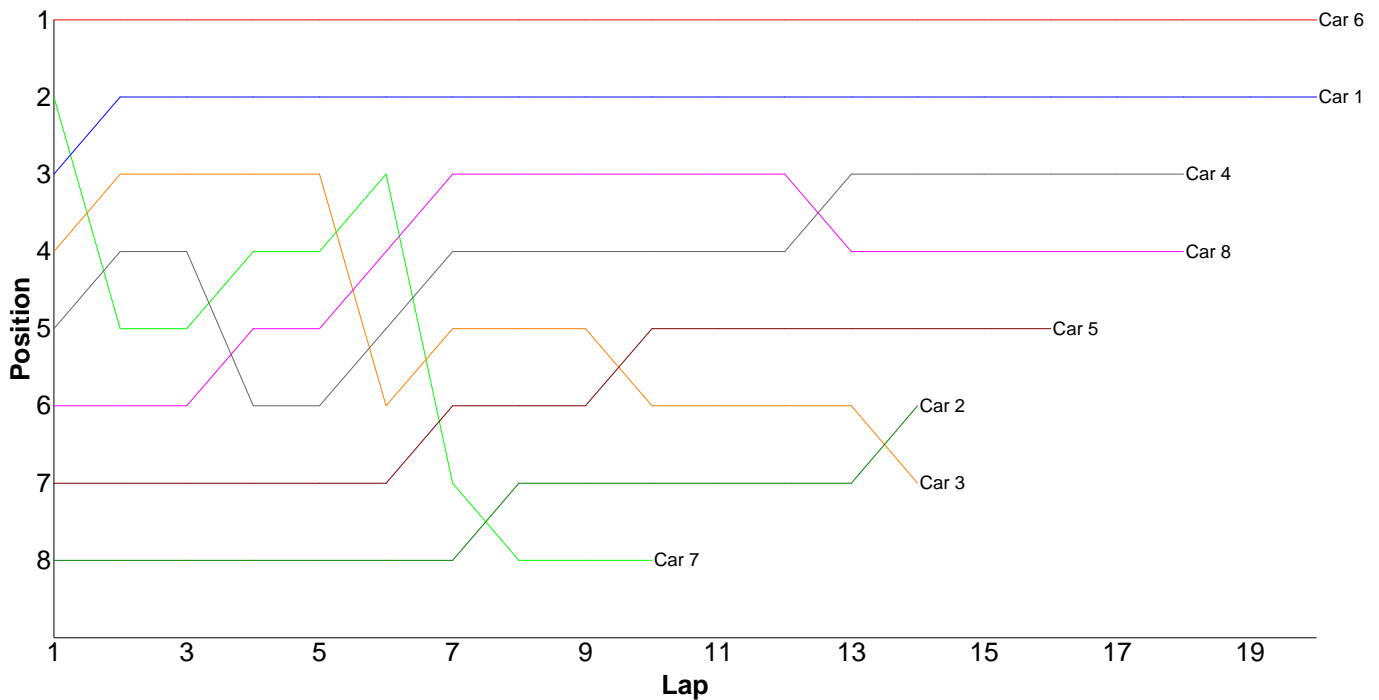
Lap	Car 1	Car 2	Car 3	Car 4	Car 5	Car 6	Car 7
1	217.39	15.99		18.31	19.88	18.21	20.57
2	16.75	15.53		23.40	18.76	18.53	17.89
3	16.42	15.63		16.46	18.36	18.99	17.53
4	20.71	14.95		16.31	18.09	18.39	17.47
5	20.59	15.22		16.18	17.52	19.45	17.03
6	17.30	15.17		18.62	19.82	21.33	17.62
7		15.36		16.58	18.04	17.96	17.35
8		15.30		17.17	19.59	19.39	17.66
9		15.77		16.31	17.93	20.56	56.39
10		15.44		17.63	17.12	18.66	17.62
11		15.21		21.82	18.05	17.36	21.11
12		15.95		16.94	18.59	20.12	17.20
13				16.51	17.02	17.69	17.15
14				16.05	18.24	21.11	17.55
15				20.90	18.99	17.44	17.79
16				17.89	18.65	19.68	
17				30.49	19.94		
18							



Heat 2 - Round 2 (235 Sports GT)

Pos	Car	Form	Name	Member Type	Car Make	Result	Ave	Best
1	6		Jason Fox			20 / 304.16	15.20	14.53
2	1		John Russell			20 / 315.83	15.79	15.02
3	4		Martin Trice			18 / 300.40	16.68	15.33
4	8		Kyle Dewsnap			18 / 317.39	17.63	15.73
5	5		Les Mainwaring			16 / 288.41	18.02	15.68
6	2		Bob Harley			14 / 301.09	21.50	14.76
7	3		Adam Crossland			14 / 304.81	21.77	15.24
8	7		Andy Middleton			10 / 299.35	29.93	15.48

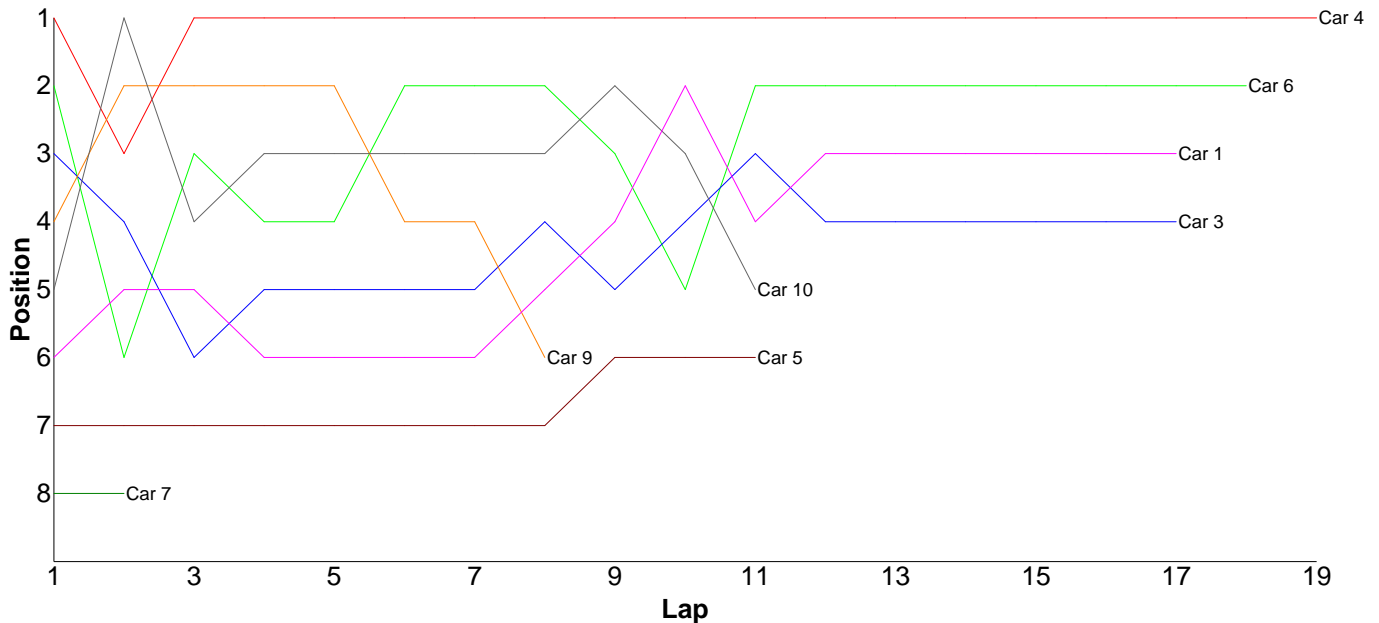
Lap	Car 1	Car 2	Car 3	Car 4	Car 5	Car 6	Car 7	Car 8
1	15.55	80.76	15.63	17.13	26.98	14.89	15.48	17.29
2	15.50	16.16	15.51	15.52	15.86	14.93	17.75	16.86
3	15.36	16.85	16.12	15.45	16.90	14.62	16.81	17.62
4	15.59	15.24	15.24	24.97	16.56	15.67	16.54	17.21
5	15.72	15.03	18.16	15.33	16.97	14.81	16.22	16.35
6	15.44	15.17	24.50	16.54	17.06	15.12	16.75	16.91
7	15.32	14.76	17.56	17.51	16.32	15.26	30.32	16.70
8	17.19	15.15	16.69	15.37	27.31	14.93	137.48	15.73
9	15.74	19.74	20.73	15.50	22.14	15.07	15.94	16.05
10	15.39	22.64	63.31	15.58	16.45	14.66	16.06	15.90
11	16.28	15.84	21.45	19.40	16.17	14.92		20.22
12	15.82	20.28	16.89	15.63	15.97	15.33		16.38
13	16.21	15.92	16.85	15.61	15.68	17.30		17.96
14	15.66	17.55	26.17	15.91	16.10	15.11		17.73
15	15.34			16.48	16.22	14.97		27.28
16	15.59			15.77	15.72	14.53		16.91
17	15.02			16.92		15.86		16.86
18	15.11			15.78		16.01		17.43
19	17.02					14.67		
20	16.98					15.50		
21								



Heat 3 - Round 2 (IC Truck)

Pos	Car	Form	Name	Member Type	Car Make	Result	Ave	Best
1	4		Chris Daft			19 / 310.47	16.34	15.49
2	6		Lee Stokes			18 / 310.69	17.26	15.76
3	1		Mick Lloyds			17 / 301.03	17.70	16.73
4	3		Matt Williams			17 / 306.77	18.04	16.86
5	10		Andrew Oulton			11 / 245.15	22.28	16.50
6	5		Matthew Cook			11 / 307.91	27.99	15.54
7	9		Paul Boulton			8 / 144.41	18.05	15.94
8	7		Len Morris			2 / 222.75	111.37	56.48
=9	2		Jerome Evans			0 / 0.00	0.00	0.00
=9	8		Simon Smith			0 / 0.00	0.00	0.00

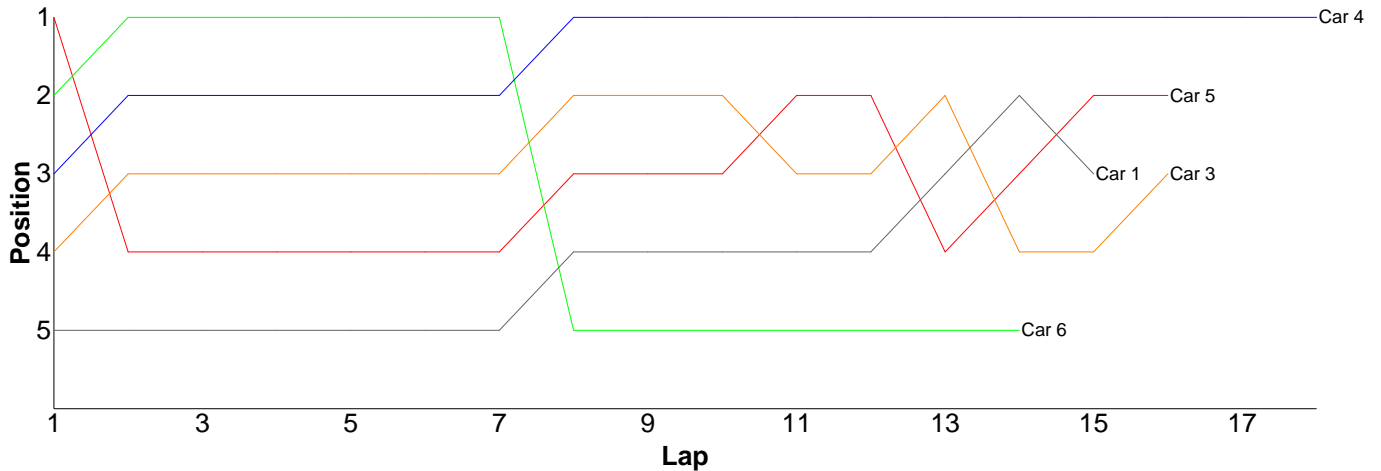
Lap	Car 1	Car 2	Car 3	Car 4	Car 5	Car 6	Car 7	Car 8	Car 9	Car 10
1	17.35		16.88	15.91	146.64	16.38	166.27		17.04	17.33
2	17.24		17.47	18.28	16.27	18.83	56.48		17.04	16.50
3	17.52		18.47	16.10	16.50	15.99			16.53	17.45
4	18.54		17.31	16.03	16.21	17.04			16.31	16.71
5	19.31		17.54	16.77	16.25	16.68			16.83	16.80
6	16.99		16.86	15.49	16.28	15.93			19.38	16.86
7	17.21		17.16	15.64	16.02	16.64			15.94	17.08
8	19.35		18.89	16.75	15.84	15.76			25.34	16.73
9	16.73		19.75	16.14	15.54	24.42				21.28
10	16.84		17.24	16.18	16.71	20.90				20.65
11	18.51		17.74	15.68	15.65	16.69				67.76
12	16.86		18.64	18.33		16.94				
13	18.40		17.35	16.60		16.16				
14	16.89		17.10	16.47		17.12				
15	18.15		22.26	16.08		16.21				
16	17.01		19.09	16.04		16.47				
17	18.13		17.02	15.96		16.17				
18				16.32		16.36				
19				15.70						
20										



Heat 4 - Round 2 (Scale Rubber)

Pos	Car	Form	Name	Member Type	Car Make	Result	Ave	Best
1	4		Devendra Mahatme			18 / 308.58	17.14	16.02
2	5		Phillip Pullen			16 / 297.79	18.61	16.14
3	3		Ian Coates			16 / 305.23	19.07	16.99
4	1		Tobie Manser			15 / 282.07	18.80	16.47
5	6		Tim Routen			14 / 277.20	19.80	16.89
=6	2		Graham Lorimer			0 / 0.00	0.00	0.00
=6	7		Mark Brown			0 / 0.00	0.00	0.00

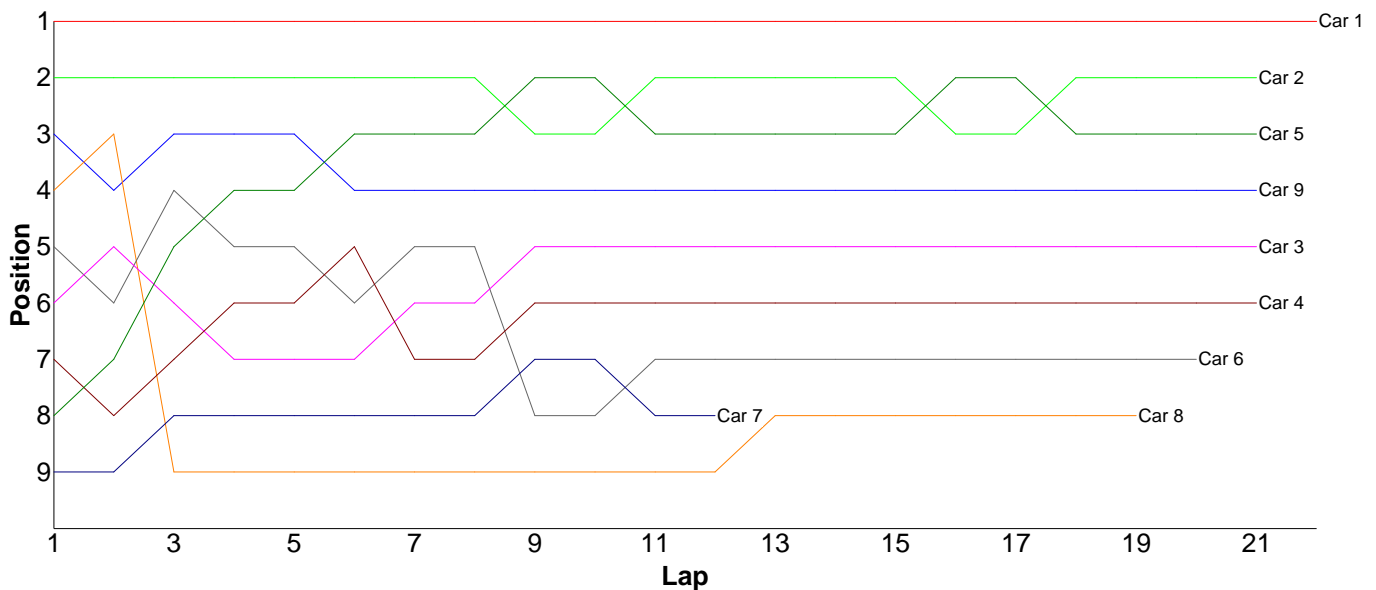
Lap	Car 1	Car 2	Car 3	Car 4	Car 5	Car 6	Car 7
1	43.11		20.05	19.62	16.61	17.73	
2	17.75		20.38	16.97	24.62	18.19	
3	17.21		17.76	16.92	19.03	17.15	
4	16.83		17.40	19.21	23.58	16.89	
5	17.69		17.35	19.15	17.12	17.09	
6	17.08		17.16	17.05	17.96	17.72	
7	17.73		19.60	17.14	17.46	18.74	
8	16.80		16.99	16.33	16.90	44.07	
9	16.54		23.10	16.88	22.13	19.16	
10	16.77		21.29	16.31	16.49	18.44	
11	17.21		18.11	16.88	16.51	19.11	
12	16.70		20.59	16.47	16.95	17.02	
13	16.47		18.04	16.02	23.47	18.25	
14	16.90		17.37	17.05	16.14	17.64	
15	17.28		19.04	16.23	16.48		
16			21.00	16.44	16.34		
17				16.43			
18				17.48			
19							



Heat 5 - Round 2 (235 Sports GT)

Pos	Car	Form	Name	Member Type	Car Make	Result	Ave	Best
1	1		Glyn Beal			22 / 307.51	13.97	13.67
2	2		Lee Chapman			21 / 303.37	14.44	14.11
3	5		Mark Christopher			21 / 304.86	14.51	14.09
4	9		James Conolly			21 / 309.80	14.75	14.41
5	3		Jim Beesley			21 / 311.27	14.82	14.09
6	4		Greg Fairlie			21 / 312.98	14.90	14.43
7	6		Richard Boulton			20 / 301.86	15.09	14.18
8	8		Paul Dewsnap			19 / 303.94	15.99	14.56
9	7		Phil Edwards			12 / 185.89	15.49	14.65

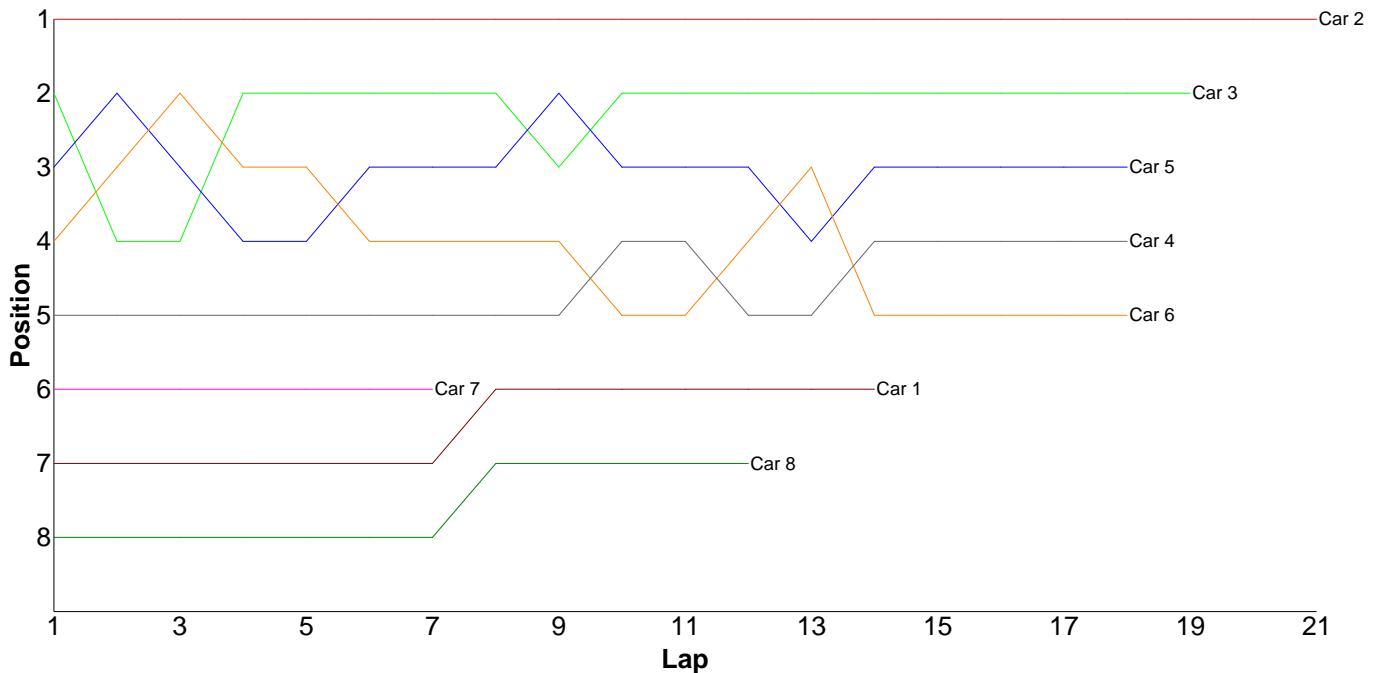
Lap	Car 1	Car 2	Car 3	Car 4	Car 5	Car 6	Car 7	Car 8	Car 9
1	14.38	14.54	15.07	15.41	15.46	15.01	16.70	14.92	14.62
2	14.39	14.36	14.70	15.36	14.92	14.82	15.15	14.56	14.91
3	14.12	14.24	15.16	14.80	14.49	14.96	14.65	17.03	14.91
4	14.19	15.29	16.00	14.85	14.41	15.30	14.65	15.35	14.54
5	14.03	14.11	14.51	14.74	14.59	15.00	14.87	15.15	14.41
6	13.86	14.30	14.52	14.59	14.12	14.78	15.77	14.80	14.62
7	14.18	15.12	14.71	16.19	14.43	14.69	14.89	15.56	14.78
8	13.67	14.38	15.11	14.79	14.19	14.68	14.89	14.77	14.63
9	13.92	14.62	14.78	15.24	14.11	21.26	15.87	27.78	14.75
10	13.92	14.29	14.37	14.63	14.27	15.14	14.81	15.00	14.79
11	13.90	14.40	14.65	14.95	15.40	14.89	18.34	14.88	14.49
12	13.72	14.53	16.35	15.02	14.26	14.77	15.30	15.15	14.61
13	14.11	14.34	14.57	14.98	14.51	14.52		14.62	14.89
14	13.87	14.15	14.62	14.45	14.12	14.18		14.89	14.95
15	13.82	14.51	14.09	14.66	14.15	14.43		18.29	14.66
16	14.02	14.52	15.43	14.78	14.09	14.49		15.31	14.86
17	13.73	14.44	14.44	14.77	14.55	14.66		15.17	14.79
18	14.00	14.23	14.26	14.72	15.56	14.88		15.82	14.81
19	14.07	14.48	14.48	14.50	14.79	14.57		14.89	14.57
20	13.82	14.30	14.79	14.43	14.31	14.83			15.16
21	13.98	14.22	14.66	15.12	14.13				15.05
22	13.81								
23									



Heat 6 - Round 2 (Scale Rubber)

Pos	Car	Form	Name	Member Type	Car Make	Result	Ave	Best
1	2		John Zottl			21 / 315.68	15.03	14.74
2	3		Michael Ball			19 / 300.85	15.83	14.92
3	5		Nigel Pearce			18 / 306.03	17.00	15.84
4	4		Adrian Garlic			18 / 306.54	17.03	15.68
5	6		Steve Woodhams			17 / 316.11	18.59	11.50
6	1		Ryk Pryke			14 / 313.10	22.36	15.28
7	8		Peter Lague			12 / 307.50	25.62	16.14
8	7		Gyan Mahatme			7 / 154.60	22.08	17.28

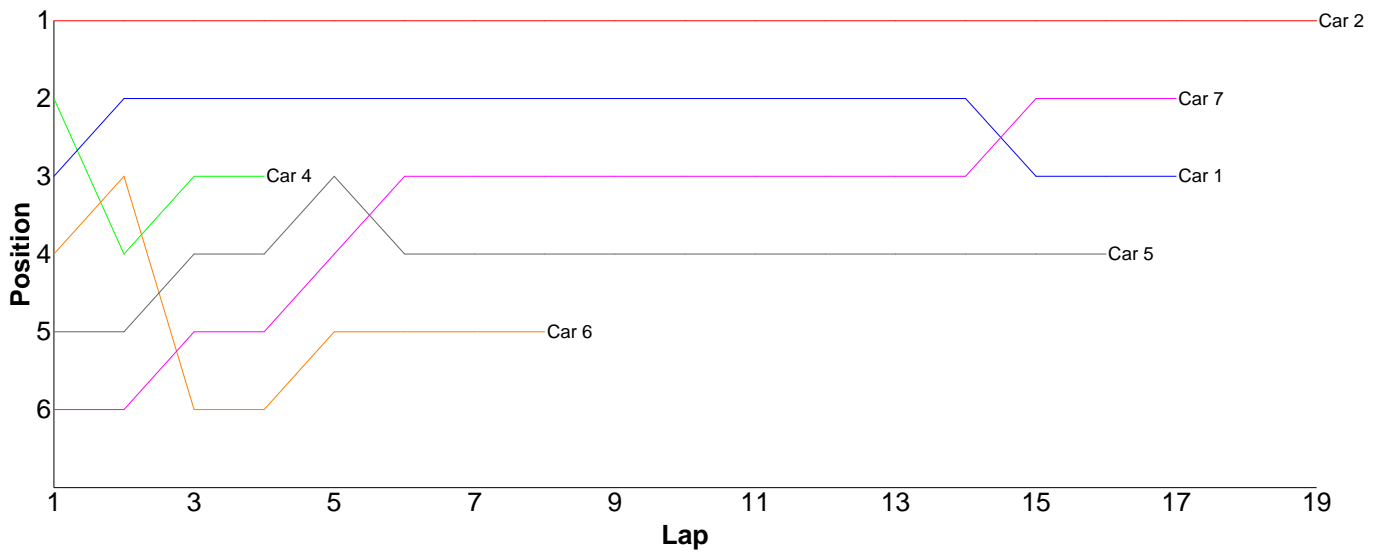
Lap	Car 1	Car 2	Car 3	Car 4	Car 5	Car 6	Car 7	Car 8
1	105.21	14.74	15.84	18.69	16.18	16.37	19.25	112.33
2	15.93	14.76	18.33	20.08	16.45	16.37	20.43	17.90
3	15.79	14.75	15.13	17.70	16.11	15.66	17.43	18.65
4	15.46	14.79	14.92	16.53	17.13	16.02	17.28	17.15
5	19.92	14.77	15.37	16.19	15.84	16.28	30.82	16.51
6	15.44	15.00	15.84	18.44	16.58	19.65	23.46	19.41
7	16.01	15.15	15.46	16.32	16.41	16.97	25.93	16.82
8	15.50	15.49	15.12	16.08	16.44	16.98		18.23
9	16.31	14.89	21.75	16.56	16.09	15.93		16.35
10	15.52	15.07	15.38	15.95	16.27	24.62		16.14
11	15.50	15.02	15.10	17.33	16.04	15.78		17.37
12	15.63	15.09	15.44	18.83	16.80	11.50		20.64
13	15.28	15.08	15.73	17.03	26.27	13.76		
14	15.60	14.96	15.17	16.39	16.44	29.03		
15		15.54	15.03	15.68	15.97	17.51		
16		14.83	15.30	16.84	15.94	20.42		
17		14.91	15.11	15.87	16.37	16.88		
18		14.90	15.57	16.03	18.70	16.38		
19		14.97	15.26					
20		15.23						
21		15.74						
22								



Heat 1 - Round 3 (Scale Rubber)

Pos	Car	Form	Name	Member Type	Car Make	Result	Ave	Best
1	2		Dave Forsythe			19 / 301.07	15.84	15.33
2	7		Ashley Roat			17 / 299.33	17.60	16.74
3	1		David Allen			17 / 300.68	17.68	16.38
4	5		Lee Russell			16 / 303.36	18.96	17.25
5	6		Malcolm Norwood			8 / 171.00	21.37	17.27
6	4		Mark Fagan			4 / 68.41	17.10	15.93
7	3		Derek Brown			0 / 0.00	0.00	0.00

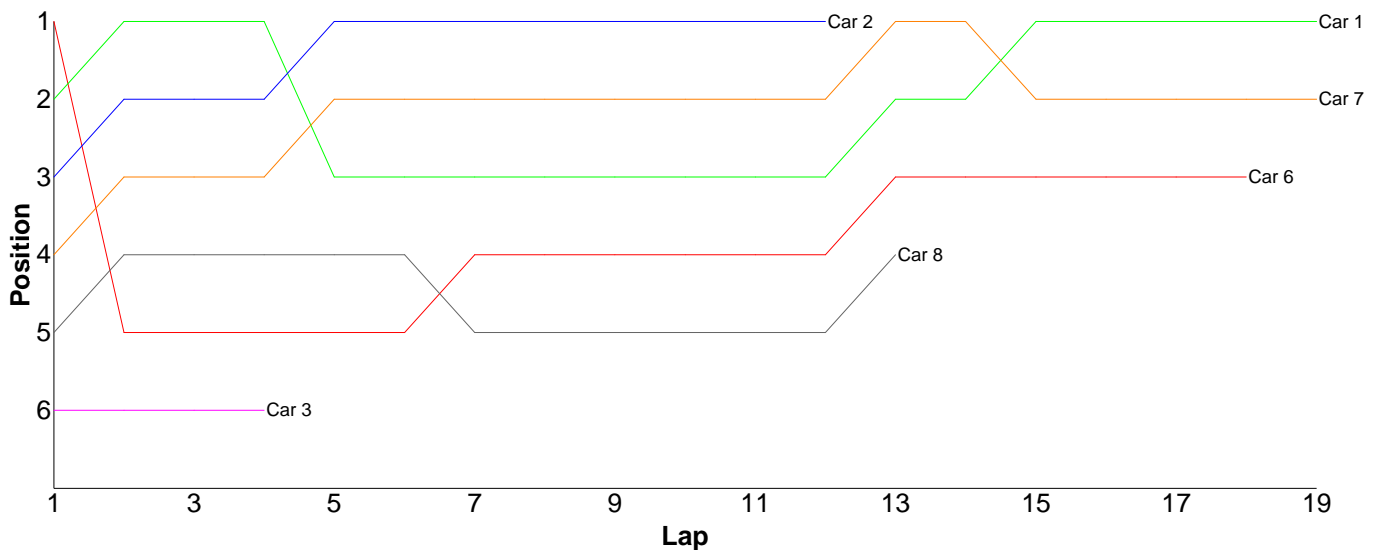
Lap	Car 1	Car 2	Car 3	Car 4	Car 5	Car 6	Car 7
1	17.27	16.32		16.54	17.97	17.85	19.30
2	16.51	15.45		18.77	17.36	17.27	18.62
3	17.09	15.85		17.17	17.67	25.52	18.14
4	17.32	16.27		15.93	17.93	17.80	17.58
5	18.14	17.03			18.19	23.28	17.56
6	16.38	16.79			20.46	20.38	17.92
7	16.79	15.62			17.25	23.22	16.93
8	18.96	15.60			19.11	25.68	17.33
9	18.40	15.44			19.23		17.15
10	16.87	15.59			24.53		16.74
11	18.64	15.33			21.39		17.11
12	17.18	16.02			18.20		17.11
13	19.00	15.75			17.72		17.16
14	16.57	15.81			18.08		17.03
15	21.86	15.63			17.37		17.27
16	16.95	15.47			20.90		19.15
17	16.75	15.79					17.23
18		15.62					
19		15.69					
20							



Heat 2 - Round 3 (235 Sports GT)

Pos	Car	Form	Name	Member Type	Car Make	Result	Ave	Best
1	1		John Russell			19 / 308.53	16.23	14.77
2	7		Andy Middleton			19 / 311.71	16.40	14.95
3	6		Jason Fox			18 / 301.87	16.77	14.41
4	8		Kyle Dewsnap			13 / 303.03	23.31	15.64
5	2		Bob Harley			12 / 191.15	15.92	15.25
6	3		Adam Crossland			4 / 225.05	56.26	18.02
=7	4		Martin Trice			0 / 0.00	0.00	0.00
=7	5		Les Mainwaring			0 / 0.00	0.00	0.00

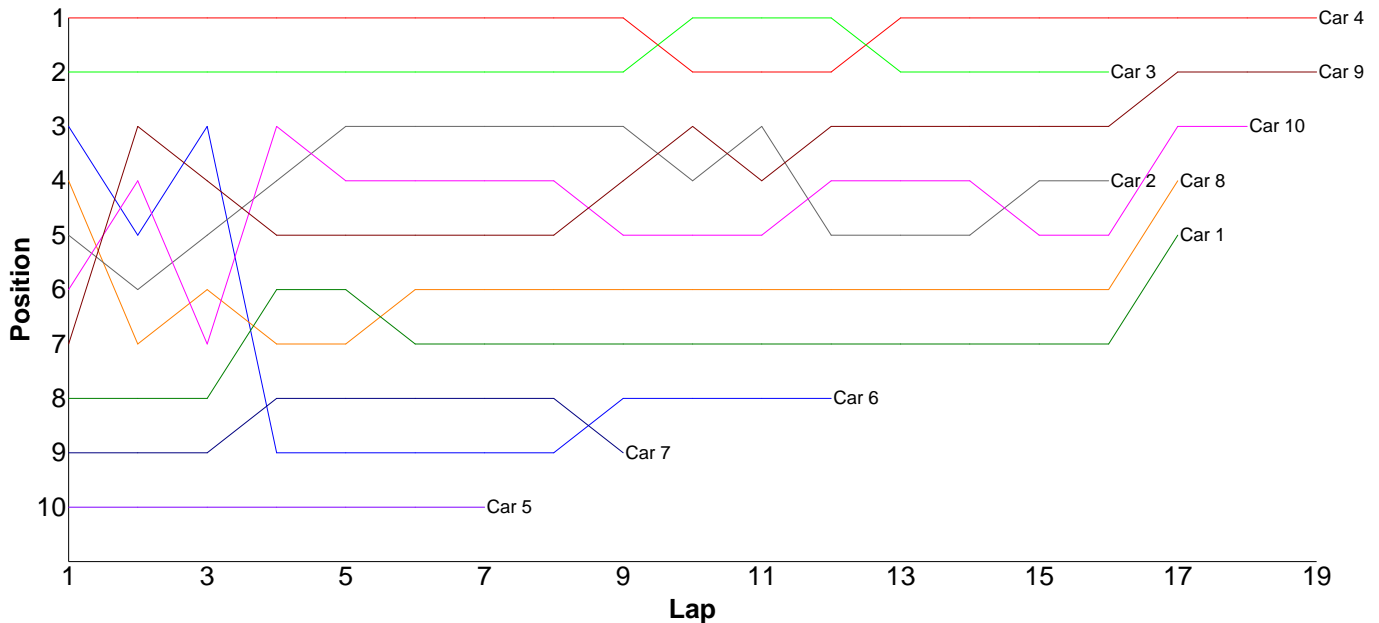
Lap	Car 1	Car 2	Car 3	Car 4	Car 5	Car 6	Car 7	Car 8
1	15.80	16.18	30.72			15.21	17.08	18.37
2	16.00	16.79	32.52			35.28	16.30	17.57
3	15.41	15.44	143.79			14.64	16.84	17.64
4	15.20	16.27	18.02			21.59	16.40	16.69
5	23.00	16.13				15.16	16.01	16.17
6	14.77	15.87				19.08	15.90	15.64
7	16.25	15.43				15.16	16.22	102.28
8	15.18	15.71				14.79	15.62	17.47
9	15.15	15.25				14.70	15.59	16.56
10	16.44	15.44				14.73	15.77	16.19
11	20.55	15.36				15.47	15.99	16.27
12	15.22	17.28				14.60	15.72	16.19
13	15.73					17.42	17.43	15.99
14	15.91					14.47	19.69	
15	14.81					14.73	15.64	
16	15.03					15.80	17.11	
17	15.23					14.41	14.95	
18	15.10					14.63	16.13	
19	17.75						17.32	
20								



Heat 3 - Round 3 (IC Truck)

Pos	Car	Form	Name	Member Type	Car Make	Result	Ave	Best
1	4		Chris Daft			19 / 312.20	16.43	15.50
2	9		Paul Boulton			19 / 315.92	16.62	16.05
3	10		Andrew Oulton			18 / 316.07	17.55	16.12
4	8		Simon Smith			17 / 301.19	17.71	16.08
5	1		Mick Lloyds			17 / 314.91	18.52	16.84
6	3		Matt Williams			16 / 265.13	16.57	15.86
7	2		Jerome Evans			16 / 275.12	17.19	16.03
8	6		Lee Stokes			12 / 310.16	25.84	15.76
9	7		Len Morris			9 / 272.63	30.29	19.64
10	5		Matthew Cook			7 / 300.91	42.98	15.41

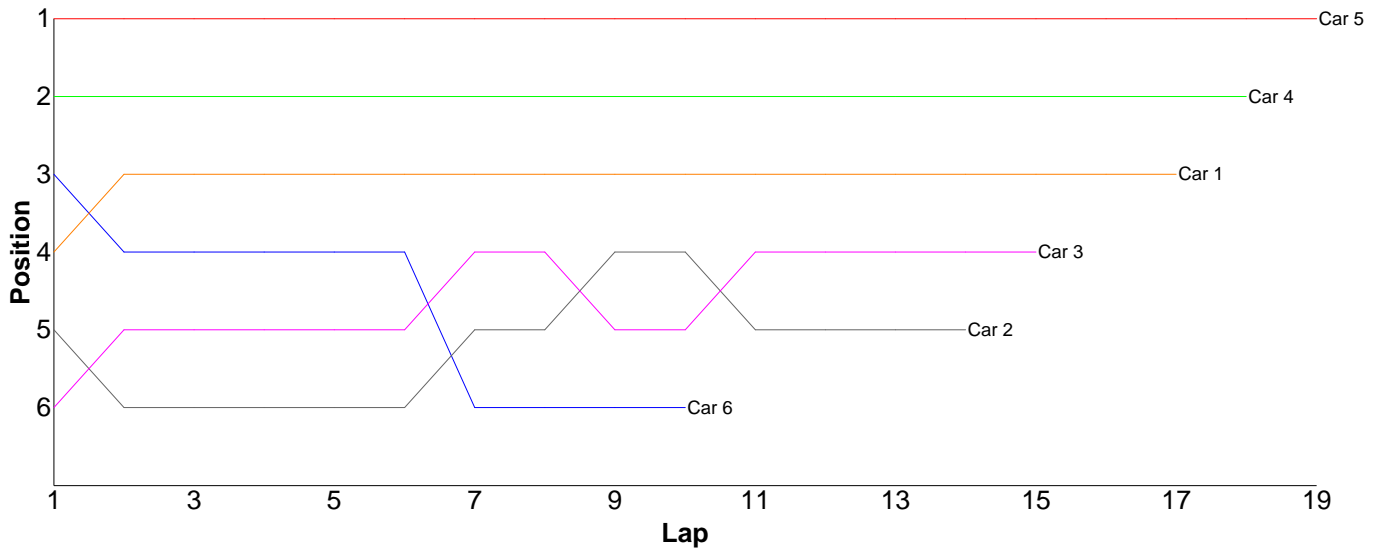
Lap	Car 1	Car 2	Car 3	Car 4	Car 5	Car 6	Car 7	Car 8	Car 9	Car 10
1	17.56	16.64	16.04	16.01	205.01	16.55	24.44	16.56	17.11	17.03
2	16.84	16.90	16.70	15.56	15.48	16.92	25.59	17.46	16.05	16.34
3	17.70	16.40	16.43	15.65	15.41	15.83	25.29	16.42	16.67	17.08
4	17.34	16.75	16.04	16.48	15.71	120.52	24.38	19.82	17.15	16.12
5	17.67	16.87	16.41	15.99	15.66	16.30	32.01	17.20	18.71	17.45
6	22.11	16.51	17.35	15.98	17.47	19.25	23.48	16.37	16.18	16.36
7	20.40	16.03	16.08	15.50	16.17	16.92	19.64	17.12	16.32	16.85
8	18.30	17.10	17.05	20.59		18.94	29.25	17.13	16.19	16.84
9	17.94	16.18	16.14	16.28		21.20	68.55	21.06	16.32	17.26
10	17.73	17.78	15.86	16.17		15.99		17.35	16.40	16.96
11	17.62	16.49	15.96	16.04		15.98		23.19	16.67	16.39
12	18.78	24.04	16.25	16.15		15.76		18.82	16.36	18.01
13	17.87	16.24	16.33	15.97				16.61	16.70	16.65
14	17.82	16.93	17.34	16.24				16.08	16.79	16.24
15	17.84	17.48	18.33	17.51				16.80	16.98	29.62
16	19.47	16.78	16.82	16.77				16.47	16.16	16.73
17	21.92			16.55				16.73	16.12	17.13
18				15.97					16.92	17.01
19				16.79					16.12	
20										



Heat 4 - Round 3 (Scale Rubber)

Pos	Car	Form	Name	Member Type	Car Make	Result	Ave	Best
1	5		Phillip Pullen			19 / 311.21	16.37	15.69
2	4		Devendra Mahatme			18 / 308.85	17.15	16.28
3	1		Tobie Manser			17 / 307.89	18.11	17.01
4	3		Ian Coates			15 / 294.58	19.63	16.91
5	2		Graham Lorimer			14 / 310.50	22.17	18.15
6	6		Tim Routen			10 / 303.41	30.34	16.77
7	7		Mark Brown			0 / 0.00	0.00	0.00

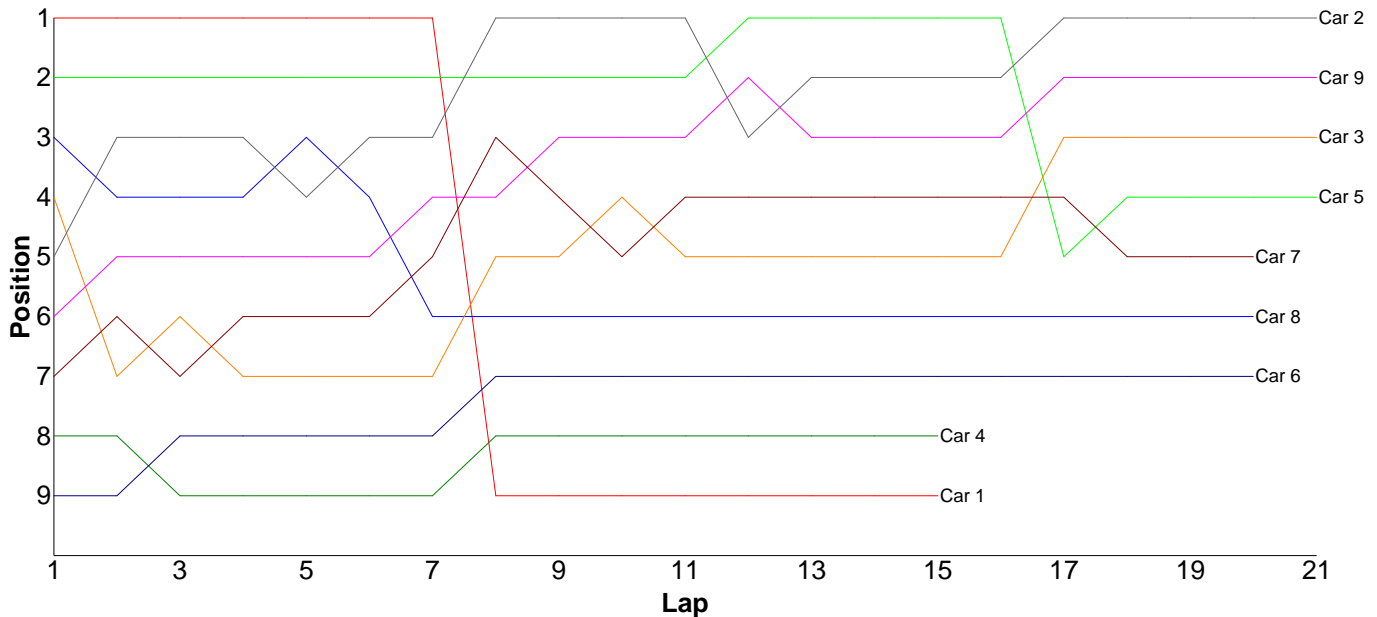
Lap	Car 1	Car 2	Car 3	Car 4	Car 5	Car 6	Car 7
1	19.31	19.44	19.45	17.86	16.83	18.13	
2	17.01	18.15	17.27	17.09	17.04	18.19	
3	17.69	20.26	18.40	17.73	17.02	18.16	
4	17.49	19.89	17.24	18.65	16.70	17.82	
5	17.46	18.69	20.43	17.00	16.04	17.80	
6	18.09	18.55	20.77	16.50	16.48	18.42	
7	17.67	18.58	17.22	17.00	16.23	99.93	
8	19.15	18.54	16.91	17.26	15.93	21.04	
9	19.45	18.36	25.62	16.36	16.07	57.15	
10	18.32	19.21	20.88	16.41	16.10	16.77	
11	17.73	50.53	17.82	16.38	15.73		
12	18.46	29.53	23.13	16.28	16.15		
13	17.50	22.50	18.90	16.84	16.72		
14	17.82	18.27	20.92	17.06	17.18		
15	17.45		19.62	16.87	15.69		
16	17.74			18.81	16.02		
17	19.55			18.37	16.09		
18				16.38	16.38		
19					16.81		
20							



Heat 5 - Round 3 (235 Sports GT)

Pos	Car	Form	Name	Member Type	Car Make	Result	Ave	Best
1	2		Lee Chapman			21 / 308.16	14.67	13.85
2	9		James Conolly			21 / 310.54	14.78	14.25
3	3		Jim Beesley			21 / 312.82	14.89	14.27
4	5		Mark Christopher			21 / 312.86	14.89	14.02
5	7		Phil Edwards			20 / 300.84	15.04	14.07
6	8		Paul Dewsnap			20 / 309.64	15.48	14.45
7	6		Richard Boulton			20 / 311.98	15.59	14.52
8	4		Greg Fairlie			15 / 275.65	18.37	14.51
9	1		Glyn Beal			15 / 306.73	20.44	13.93

Lap	Car 1	Car 2	Car 3	Car 4	Car 5	Car 6	Car 7	Car 8	Car 9
1	14.30	14.76	14.59	15.06	14.37	15.64	14.95	14.54	14.93
2	14.19	14.43	15.66	15.82	14.42	16.47	14.81	14.71	14.59
3	14.53	14.50	14.78	39.64	14.46	15.01	15.46	14.49	14.48
4	13.96	14.43	14.99	15.10	14.44	15.17	14.68	14.60	14.67
5	14.09	14.84	14.83	14.71	14.72	14.86	14.71	14.45	14.55
6	14.32	14.81	15.75	15.09	14.75	15.82	14.94	15.72	15.31
7	14.14	14.41	14.81	15.34	14.51	14.75	14.70	16.88	15.52
8	92.23	14.42	14.27	41.98	15.25	14.52	14.97	14.80	15.25
9	14.36	14.68	15.68	14.54	14.99	14.83	15.43	15.34	14.99
10	13.99	14.31	14.53	14.56	14.39	14.75	15.32	14.62	14.98
11	14.16	14.25	15.13	15.01	14.02	22.86	14.85	16.49	15.39
12	14.88	19.89	17.02	14.51	18.07	14.97	14.95	15.96	14.98
13	29.39	14.36	14.58	14.53	14.17	14.78	14.54	15.27	14.51
14	14.26	14.21	14.42	14.79	14.17	14.79	14.87	15.12	14.38
15	13.93	13.98	14.38	14.97	14.29	14.61	15.08	15.54	14.36
16		14.42	14.31		14.11	14.74	14.07	16.29	14.70
17		13.85	14.69		20.20	17.70	16.67	16.00	14.45
18		14.09	14.50		14.38	15.80	15.37	16.03	14.25
19		14.62	14.36		14.22	14.88	15.21	17.11	14.40
20		14.23	14.78		14.50	15.03	15.26	15.68	15.04
21		14.67	14.76		14.43				14.81
22									



Heat 6 - Round 3 (Scale Rubber)

Pos	Car	Form	Name	Member Type	Car Make	Result	Ave	Best
1	2		John Zottl			21 / 312.55	14.88	14.20
2	1		Ryk Pryke			20 / 312.26	15.61	15.05
3	6		Steve Woodhams			19 / 305.12	16.05	15.06
4	4		Adrian Garlic			19 / 305.23	16.06	15.06
5	5		Nigel Pearce			19 / 307.34	16.17	15.58
6	7		Gyan Mahatme			17 / 301.06	17.70	15.85
7	8		Peter Lague			17 / 302.64	17.80	16.08
8	3		Michael Ball			14 / 263.22	18.80	15.25

Lap	Car 1	Car 2	Car 3	Car 4	Car 5	Car 6	Car 7	Car 8
1	15.76	14.50	19.59	16.43	16.36	16.06	17.37	16.84
2	15.57	14.56	15.61	16.70	16.21	18.79	16.76	16.60
3	15.47	15.34	15.25	15.66	16.86	16.17	24.09	16.96
4	15.70	14.93	16.73	15.72	15.86	15.98	16.89	16.95
5	15.51	14.83	20.16	15.83	15.96	15.39	16.78	16.49
6	15.97	14.54	19.60	19.29	15.83	15.49	16.82	16.89
7	16.11	15.02	22.04	15.52	17.31	15.95	16.07	18.35
8	15.66	14.46	16.74	15.83	16.48	16.76	23.08	16.99
9	15.05	14.39	16.10	15.89	16.08	15.65	16.65	20.55
10	15.51	15.04	33.24	16.67	15.74	16.57	16.03	16.25
11	15.56	14.57	16.97	15.81	16.08	15.71	15.85	16.39
12	15.63	14.79	20.26	15.58	16.01	15.06	18.44	16.08
13	15.48	14.20	15.25	17.37	15.66	15.75	16.58	16.32
14	16.23	14.91	15.68	15.58	15.91	15.96	18.69	23.24
15	15.46	17.56		15.69	17.07	15.61	16.56	21.41
16	15.33	15.11		15.45	16.01	15.51	17.35	20.07
17	15.42	14.62		15.06	15.90	16.31	17.05	16.26
18	15.88	14.75		15.85	15.58	16.08		
19	15.50	14.72		15.30	16.43	16.32		
20	15.46	15.28						
21		14.43						
22								

