

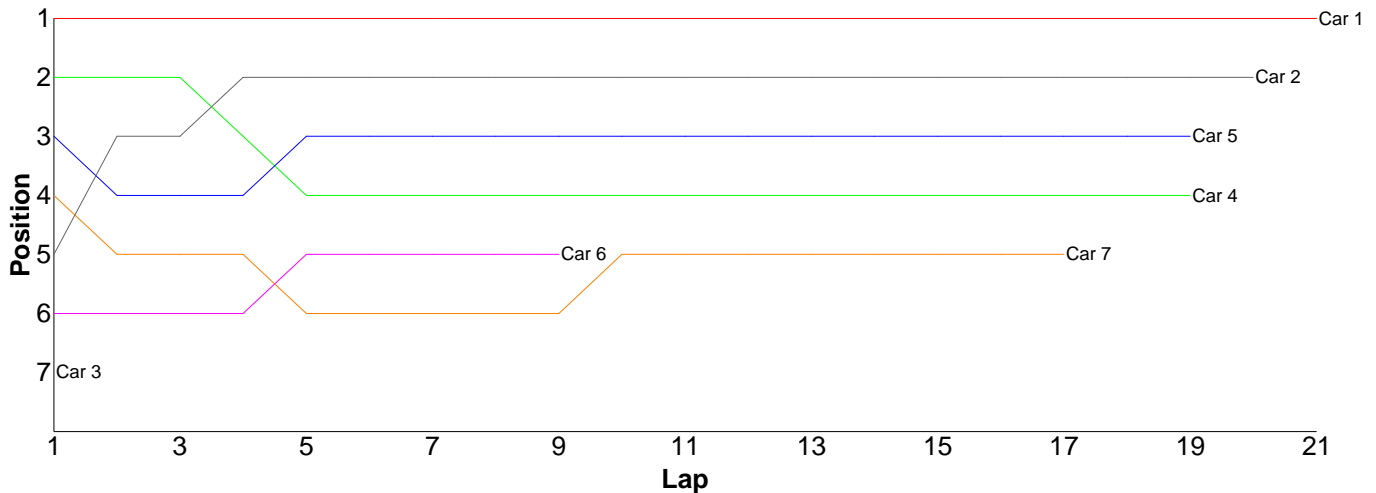
AMCC Winter Championship 2008/09 - Round 12: 15 Mar 09

Race Results

Heat 1 - Round 1 (IC Touring)

Pos	Car	Form	Name	Member Type	Car Make	Result	Ave	Best
1	1	F1	John Zottl	2009	Xray	21 / 311.20	14.81	14.19
2	2		Adrian Poole	2009	Team Magic	20 / 307.58	15.37	14.55
3	5	F2	Mark Fagan	2009	Serpent	19 / 308.98	16.26	15.59
4	4	F2	Phillip Pullen	2009	Mugen	19 / 315.96	16.62	15.72
5	7		Andrew Mills	2009	Mugen	17 / 310.99	18.29	16.13
6	6	F2	Colin Taggart	2009	Xray	9 / 158.36	17.59	16.14
7	3	F2	Les Mainwaring	2009	Mugen	1 / 39.24	39.24	39.24
8	8		Stephen Mills	2009	Xray	0 / 0.00	0.00	0.00

Lap	Car 1	Car 2	Car 3	Car 4	Car 5	Car 6	Car 7	Car 8
1	15.25	18.72	39.24	16.59	17.05	23.90	18.13	
2	15.12	15.80		16.44	17.92	18.73	18.94	
3	14.59	14.91		16.35	16.24	16.99	19.61	
4	14.19	14.93		15.92	15.60	16.78	17.11	
5	14.45	15.28		19.50	16.90	16.16	21.00	
6	14.71	15.30		16.38	15.99	16.39	17.35	
7	14.53	14.92		17.54	15.68	16.14	16.29	
8	14.97	14.64		15.97	15.74	17.01	19.89	
9	14.49	15.17		15.91	16.61	16.26	17.19	
10	14.79	15.03		16.63	16.06		21.25	
11	14.71	15.04		16.26	15.75		16.83	
12	14.60	14.55		15.98	16.09		16.45	
13	16.01	14.87		15.88	15.78		16.13	
14	14.49	14.78		16.20	15.75		16.83	
15	14.48	14.96		18.53	16.03		18.01	
16	14.71	14.89		16.94	17.19		17.94	
17	14.51	14.79		15.72	15.59		22.04	
18	14.49	14.91		16.75	15.78			
19	14.27	17.56		16.47	17.23			
20	15.03	16.53						
21	16.81							
22								

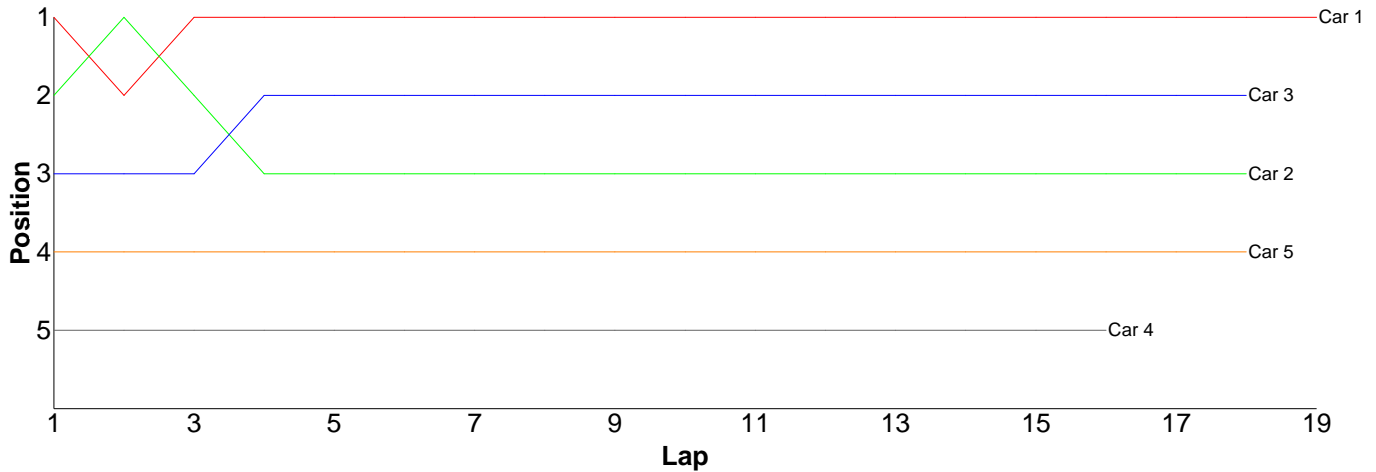


Heat 2 - Round 1 (Formula GT)

Pos	Car	Form	Name	Member Type	Car Make	Result	Ave	Best
1	1	F3	Nigel Moss	2009	Calandra	19 / 315.66	16.61	16.21
2	3	F3	Dave Skelton	2009	Associated	18 / 304.11	16.89	16.43
3	2	F4	Jon Wilkins	2009	Associated	18 / 306.71	17.03	16.23
4	5		Damian Giddins	G09B	Associated	18 / 312.48	17.36	16.58
5	4	F4	Scott Stokes	2009	Tamiya	16 / 310.73	19.42	18.08

Lap	Car 1	Car 2	Car 3	Car 4	Car 5
-----	-------	-------	-------	-------	-------

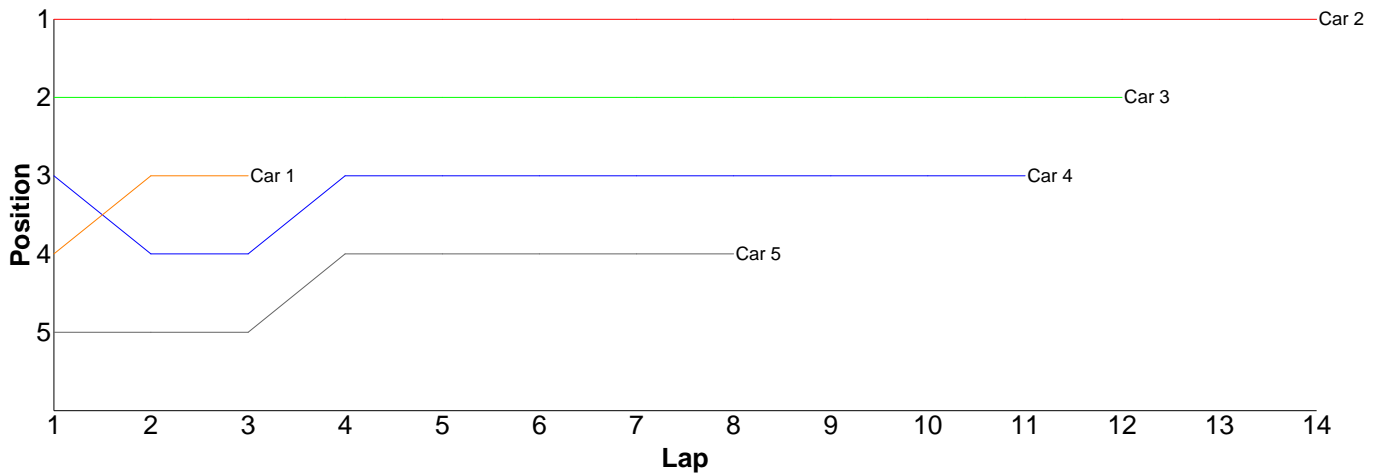
1	17.06	17.47	17.77	23.19	18.80
2	16.80	16.30	17.04	19.59	18.41
3	16.33	17.10	16.94	20.21	17.62
4	16.54	19.87	17.15	19.77	17.56
5	16.28	18.68	17.35	19.34	17.46
6	17.78	16.81	16.75	19.79	17.11
7	16.24	16.94	16.60	19.33	17.27
8	16.59	16.56	17.21	19.26	16.72
9	16.21	16.53	16.85	18.71	17.19
10	16.43	16.43	16.92	18.42	18.69
11	16.45	17.06	16.52	18.97	17.02
12	16.35	16.82	16.68	18.08	16.75
13	16.30	16.48	16.61	18.97	17.03
14	16.83	16.23	16.50	18.93	16.58
15	16.93	16.98	16.43	19.10	16.82
16	16.33	17.27	16.99	19.07	18.08
17	16.63	16.62	16.91		16.65
18	16.62	16.56	16.89		16.72
19	16.96				
20					



Heat 3 - Round 1 (EP Sport)

Pos	Car	Form	Name	Member Type	Car Make	Result	Ave	Best
1	2		Matthew Mills (J)	2009	Xray	14 / 323.73	23.12	22.39
2	3		Bradley Killick (J)	08XX	Xray	12 / 311.61	25.96	23.74
3	4		Hannah Carless (J)	2009	Tamiya	11 / 313.39	28.49	25.17
4	5		Jack Talbot (J)	2009	Xray	8 / 286.54	35.81	25.46
5	1		Jason Elliot	G09A	Tamiya	3 / 78.83	26.27	21.91

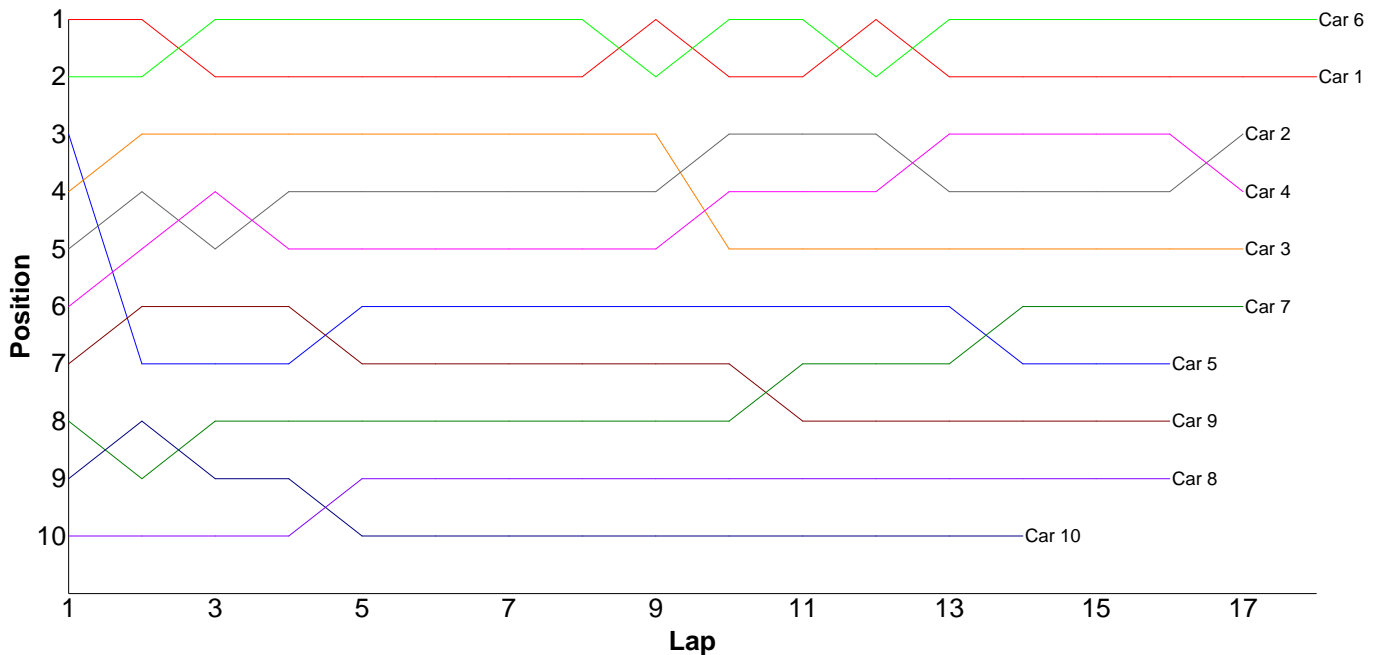
Lap	Car 1	Car 2	Car 3	Car 4	Car 5
1	34.43	23.51	25.04	34.10	38.63
2	22.49	22.44	24.89	28.76	34.49
3	21.91	22.50	26.92	30.63	45.10
4		23.22	25.78	27.68	25.46
5		23.31	23.74	25.90	48.97
6		23.59	24.43	28.23	32.13
7		23.02	28.53	26.07	30.59
8		22.83	30.51	25.73	31.17
9		22.39	26.29	30.13	
10		23.18	26.13	30.99	
11		22.73	24.44	25.17	
12		22.60	24.91		
13		23.81			
14		24.60			
15					



Heat 4 - Round 1 (<Stock>)

Pos	Car	Form	Name	Class	Member Type	Car Make	Result	Ave
1	6	F2	James Davis	13.5 Stock	2009	Tamiya	18 / 307.90	17.10
2	1		Mason Sadler (J)	13.5 Stock	G09A	Hot Bodies	18 / 309.03	17.16
3	2	F1	Scott Hauser	17.5 Stock	2009	Xray	17 / 302.39	17.78
4	4	F2	Scott Stokes	13.5 Stock	2009	Xray	17 / 302.76	17.80
5	3	F2	Robin Francis	13.5 Stock	2009	Hot Bodies	17 / 304.80	17.92
6	7	F2	Chris Bradshaw	13.5 Stock	2009	Xray	17 / 317.26	18.66
7	5	F2	Mick Barnes	13.5 Stock	2009	Xray	16 / 302.08	18.88
8	9		Spencer Jones	13.5 Stock	G09A	Xray	16 / 302.84	18.92
9	8	F2	Kieran Stokes (J)	13.5 Stock	2009	Xray	16 / 314.66	19.66
10	10		David Booker	17.5 Stock	G09A	Tamiya	14 / 304.67	21.76

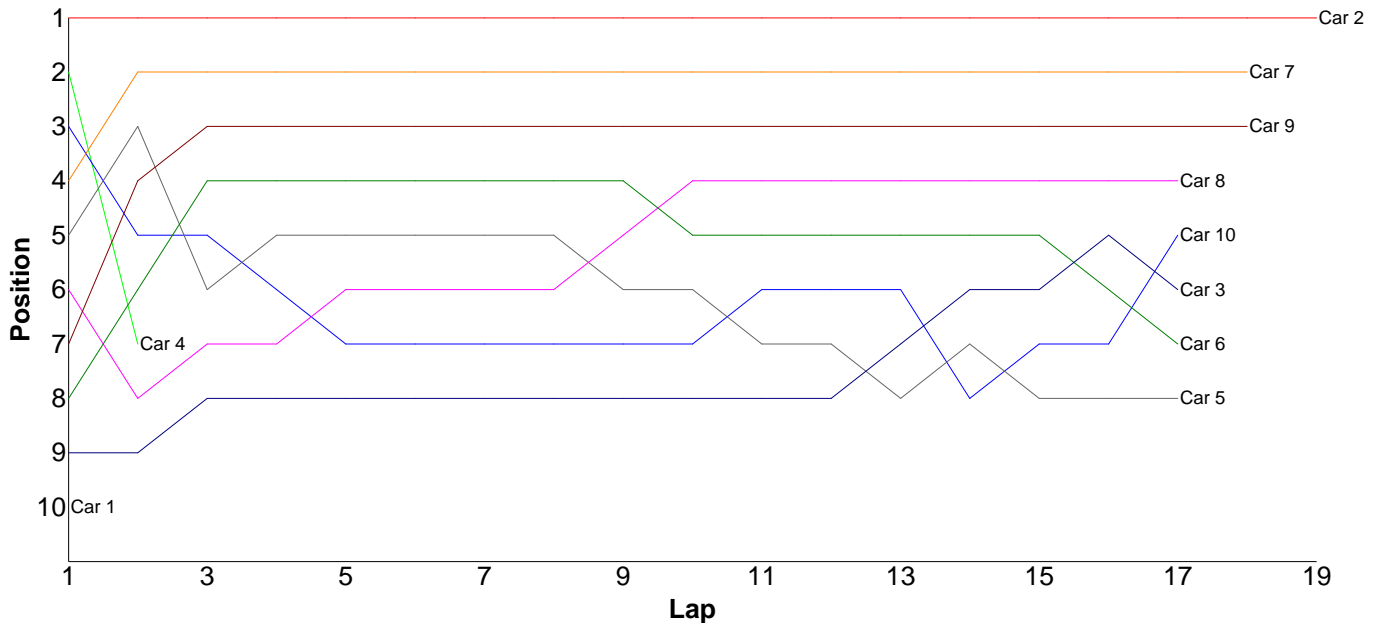
Lap	Car 1	Car 2	Car 3	Car 4	Car 5	Car 6	Car 7	Car 8	Car 9	Car 10
1	16.31	17.64	17.48	17.73	17.41	16.73	19.79	23.50	18.61	20.11
2	17.25	17.60	17.33	17.76	21.09	16.98	20.47	21.15	18.47	19.65
3	17.34	17.81	18.01	17.43	18.47	16.98	19.33	20.75	18.38	20.64
4	18.23	17.56	17.65	18.28	18.15	17.76	17.72	18.10	18.44	19.80
5	17.28	17.76	17.33	17.71	17.40	16.67	18.05	18.34	18.66	29.18
6	17.79	17.83	17.81	17.74	17.89	16.96	18.37	20.66	18.44	21.39
7	17.20	17.41	17.48	17.54	17.97	17.19	18.60	18.57	19.03	20.40
8	16.61	17.60	17.72	17.66	17.40	16.79	18.30	18.04	18.68	28.13
9	16.89	18.00	17.97	17.93	17.59	20.10	17.46	26.34	18.72	19.31
10	18.20	17.55	18.62	17.61	19.00	16.61	18.34	18.44	18.52	19.53
11	17.28	18.04	17.64	17.63	18.40	17.16	18.26	20.30	19.04	19.65
12	17.04	17.81	17.90	17.76	18.28	17.53	19.65	18.22	21.65	18.46
13	16.85	17.87	19.14	17.32	17.83	16.78	19.09	18.16	19.00	28.63
14	17.03	17.70	18.27	17.53	26.47	16.77	17.91	17.53	18.91	19.79
15	17.08	17.75	18.19	17.83	20.16	16.75	17.77	18.59	19.35	
16	16.79	18.47	18.04	18.72	18.57	16.67	19.40	17.97	18.94	
17	16.75	17.99	18.22	18.58		16.69	18.75			
18	17.11					16.78				
19										



Heat 5 - Round 1 (<Stock>)

Pos	Car	Form	Name	Member Type	Car Make	Result	Ave	Best
1	2	F1	Anthony Pedder	2009	Hot Bodies	19 / 315.73	16.61	16.34
2	7	F2	Craig Murrell (J)	2009	Xray	18 / 308.62	17.14	16.87
3	9		Kyle Fuller (J)	G09A	Xray	18 / 315.91	17.55	17.03
4	8		Peter Harridence	G09A	Schumacher	17 / 301.86	17.75	16.44
5	10		Jack Gayler (J)	G09A	Schumacher	17 / 305.26	17.95	16.23
6	3		Neil Pilkington	2009	Hot Bodies	17 / 305.42	17.96	16.95
7	6	F1	Ian Cairns	2009	Schumacher	17 / 305.98	17.99	17.08
8	5	F2	Gary Fuller	2009	Xray	17 / 307.55	18.09	17.07
9	4	F1	Jon Wilkins	2009	Hot Bodies	2 / 37.45	18.72	16.97
10	1		Jason Moggridge	G09A	Xray	1 / 22.25	22.25	22.25

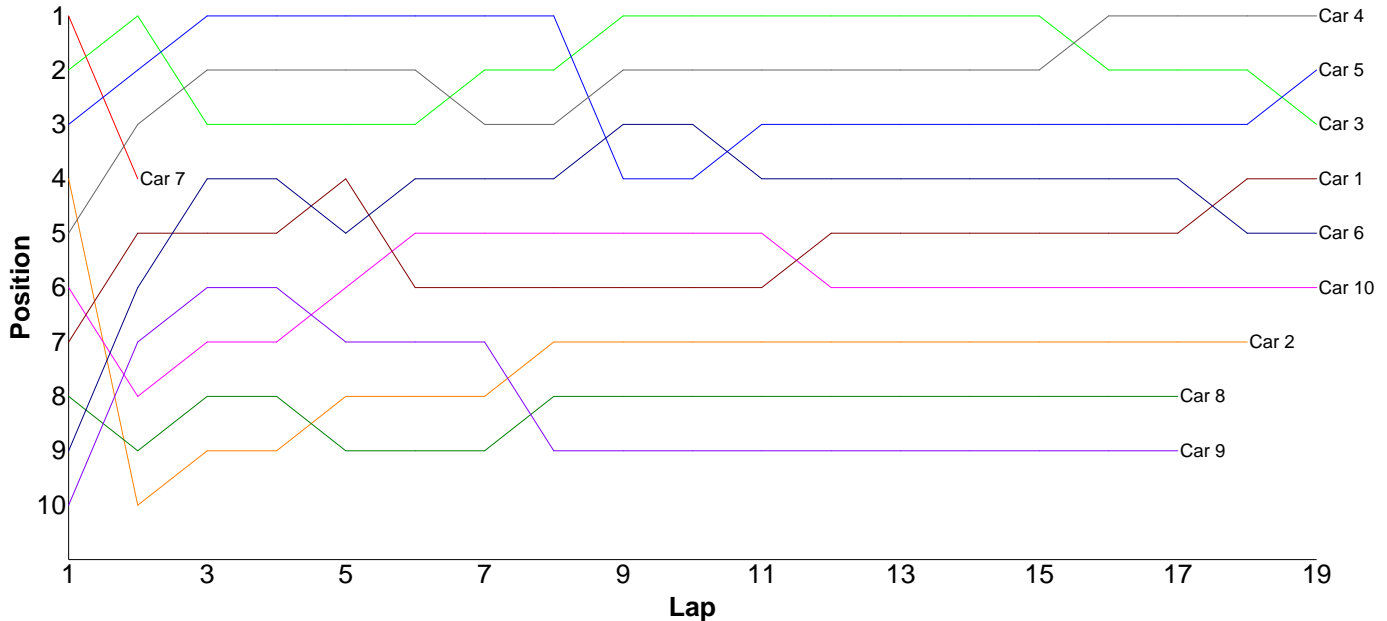
Lap	Car 1	Car 2	Car 3	Car 4	Car 5	Car 6	Car 7	Car 8	Car 9	Car 10
1	22.25	16.85	18.38	16.97	17.07	18.32	17.05	17.09	17.09	16.98
2		16.58	22.00	20.48	17.37	17.45	17.33	20.45	17.52	18.41
3		16.49	22.68		22.88	17.60	16.87	24.95	18.27	20.45
4		16.76	17.47		17.72	17.24	17.29	16.77	17.03	23.37
5		16.34	17.55		17.61	17.08	17.34	16.69	17.55	17.52
6		16.49	17.93		17.47	18.06	17.22	16.44	17.18	16.46
7		16.83	17.42		17.23	17.60	17.31	16.50	17.31	16.71
8		16.47	17.93		17.92	17.68	16.88	16.66	17.37	17.07
9		16.77	17.05		17.75	17.54	17.04	16.65	17.29	18.70
10		16.71	17.11		18.45	22.47	17.04	18.49	18.21	18.43
11		16.48	17.20		20.75	17.54	17.21	17.45	18.06	17.11
12		16.73	17.18		17.60	17.36	17.22	16.66	17.67	17.20
13		16.58	17.27		17.46	17.63	16.93	17.36	17.74	16.71
14		16.43	17.02		17.72	18.36	17.18	17.18	17.80	20.21
15		16.81	17.01		17.28	17.72	17.29	19.11	17.56	16.82
16		16.50	16.95		17.28	18.53	17.22	16.45	17.26	16.23
17		16.47	17.27		17.99	17.80	16.88	16.96	17.44	16.88
18		16.61					17.32		17.56	
19		16.83								
20										



Heat 6 - Round 1 (<Stock>)

Pos	Car	Form	Name	Member Type	Car Make	Result	Ave	Best
1	4	F1	Joe Jenyavanija	2009	Tamiya	19 / 304.58	16.03	15.34
2	5		Remo Casadei	2009	Schumacher	19 / 306.21	16.11	15.39
3	3	F1	Kieran Clift (J)	2009	Schumacher	19 / 306.49	16.13	15.54
4	1	F1	Graham Staples	2009	Xray	19 / 310.41	16.33	15.57
5	6	F2	Scott Hauser	2009	Xray	19 / 311.55	16.39	15.87
6	10		Jamie Gill	2009	Yokomo	19 / 312.40	16.44	16.05
7	2	F1	David Clift	2009		18 / 306.57	17.03	15.99
8	8	F2	Dave Skelton	2009	Xray	17 / 301.24	17.72	16.43
9	9	F1	Kevin Bissell	2009	Hot Bodies	17 / 304.60	17.91	16.15
10	7		Phil Williams	G09A	Xray	2 / 32.30	16.15	14.03

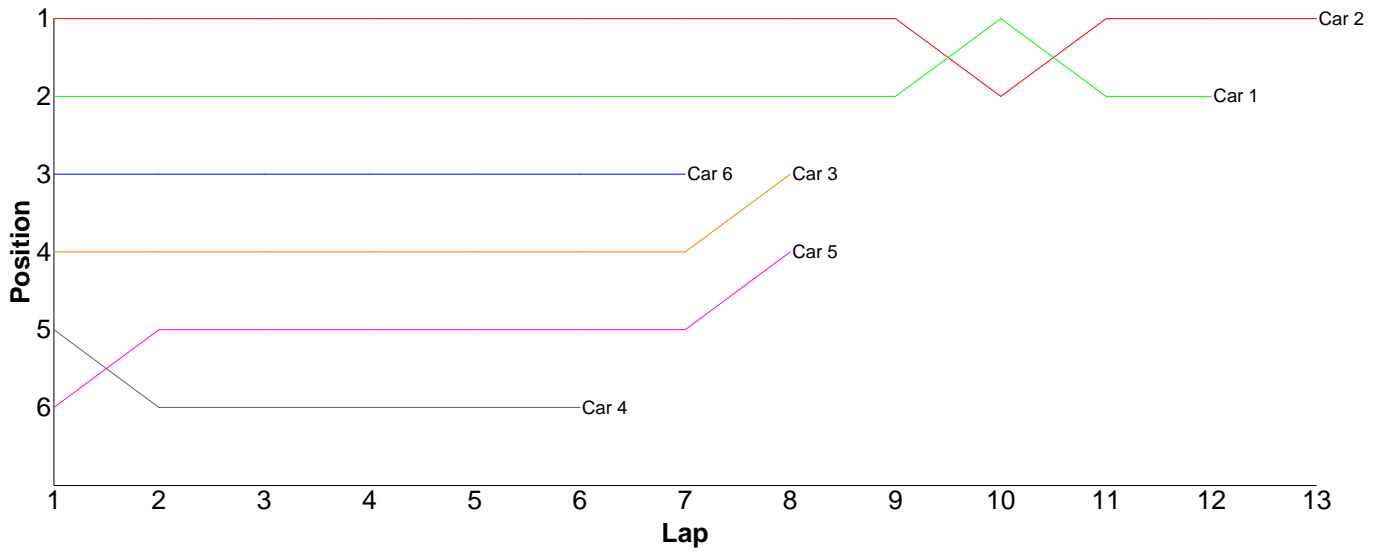
Lap	Car 1	Car 2	Car 3	Car 4	Car 5	Car 6	Car 7	Car 8	Car 9	Car 10
1	16.44	15.99	15.69	16.21	15.98	16.60	14.03	16.45	16.68	16.41
2	16.16	21.80	15.54	15.34	15.51	16.07	18.27	20.16	16.54	16.84
3	16.43	16.51	15.90	15.47	15.39	16.18		17.07	16.15	16.44
4	16.26	16.21	16.24	15.74	15.60	16.32		16.64	16.48	16.32
5	16.05	16.23	15.91	15.80	15.44	16.67		17.62	19.93	16.05
6	18.67	16.01	16.40	16.48	15.80	16.11		16.56	16.57	16.38
7	15.85	16.47	15.69	16.38	16.43	16.36		17.82	16.50	16.35
8	15.60	16.37	16.09	18.00	16.35	16.13		19.74	24.62	16.13
9	18.90	16.40	15.90	16.10	20.66	16.21		18.45	17.13	17.58
10	15.82	21.11	16.17	15.81	15.71	15.99		17.25	17.16	16.38
11	15.74	16.26	16.11	15.77	15.65	16.61		20.91	22.08	16.06
12	15.57	17.16	16.00	15.99	15.46	15.97		17.08	20.26	16.65
13	16.66	16.97	16.08	15.88	16.02	15.87		16.47	18.24	16.60
14	15.78	16.73	16.48	15.85	15.67	16.15		16.43	16.64	16.39
15	16.38	16.29	16.31	15.93	16.52	16.30		17.20	16.70	16.40
16	15.86	16.51	16.57	15.92	15.90	16.91		18.74	16.60	16.14
17	16.58	16.76	16.35	15.95	16.48	16.57		16.65	16.32	16.25
18	15.84	16.79	16.65	15.95	15.82	17.86				16.37
19	15.82		16.41	16.01	15.82	16.67				16.66
20										



Heat 7 - Round 1 (Bikes 1/5th)

Pos	Car	Form	Name	Member Type	Car Make	Result	Ave	Best
1	2		Matt Tims	2009		13 / 318.73	24.51	22.74
2	1		Dave Tims	2009		12 / 307.82	25.65	23.12
3	3		Richard Blissett	G09A		8 / 301.27	37.65	28.62
4	5	F2	Peter Chang	2009		8 / 317.62	39.70	31.71
5	6		Peter Wilson	G09A		7 / 241.33	34.47	27.82
6	4	F2	Matthew Book	2009		6 / 314.51	52.41	28.15

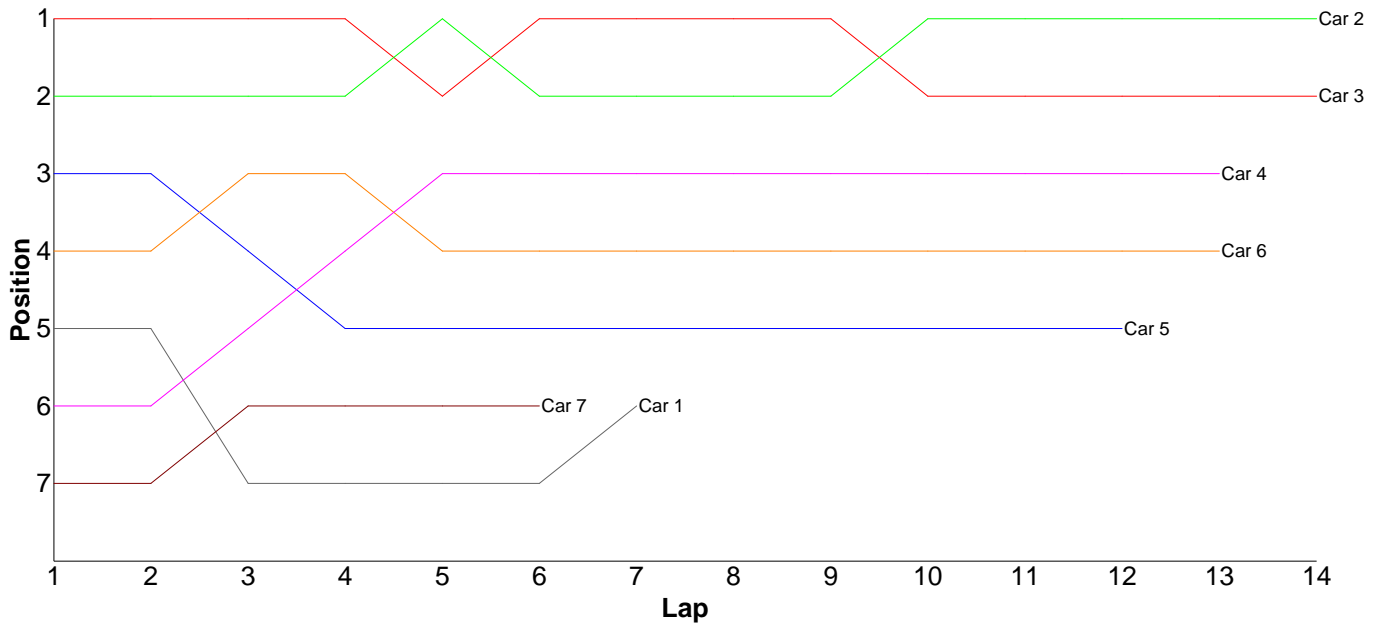
Lap	Car 1	Car 2	Car 3	Car 4	Car 5	Car 6
1	26.16	24.15	29.82	70.65	74.60	28.10
2	25.14	23.61	48.48	71.44	33.06	30.62
3	23.82	23.31	28.62	64.89	36.60	30.07
4	23.51	22.74	40.70	39.00	33.10	27.82
5	24.36	22.80	52.52	40.38	31.71	28.97
6	26.58	27.93	34.12	28.15	36.26	41.48
7	24.95	29.22	29.62		35.43	54.27
8	23.97	23.97	37.39		36.86	
9	25.01	23.21				
10	23.12	27.90				
11	29.27	23.76				
12	31.93	23.21				
13		22.92				
14						



Heat 8 - Round 1 (Bikes 1/5th)

Pos	Car	Form	Name	Member Type	Car Make	Result	Ave	Best
1	2		Simon Lancaster	G09A		14 / 308.98	22.07	20.86
2	3	F1	Steve Leake	2009		14 / 311.64	22.26	21.60
3	4		Darren Johnson	2009		13 / 301.22	23.17	19.97
4	6	F2	Chris Groom	2009		13 / 313.34	24.10	22.43
5	5	F1	Andy Carless	2009		12 / 305.07	25.42	22.66
6	1	F1	Roki Read	2009		7 / 266.17	38.02	21.22
7	7	F2	Dave Richards	2009		6 / 202.05	33.67	26.93

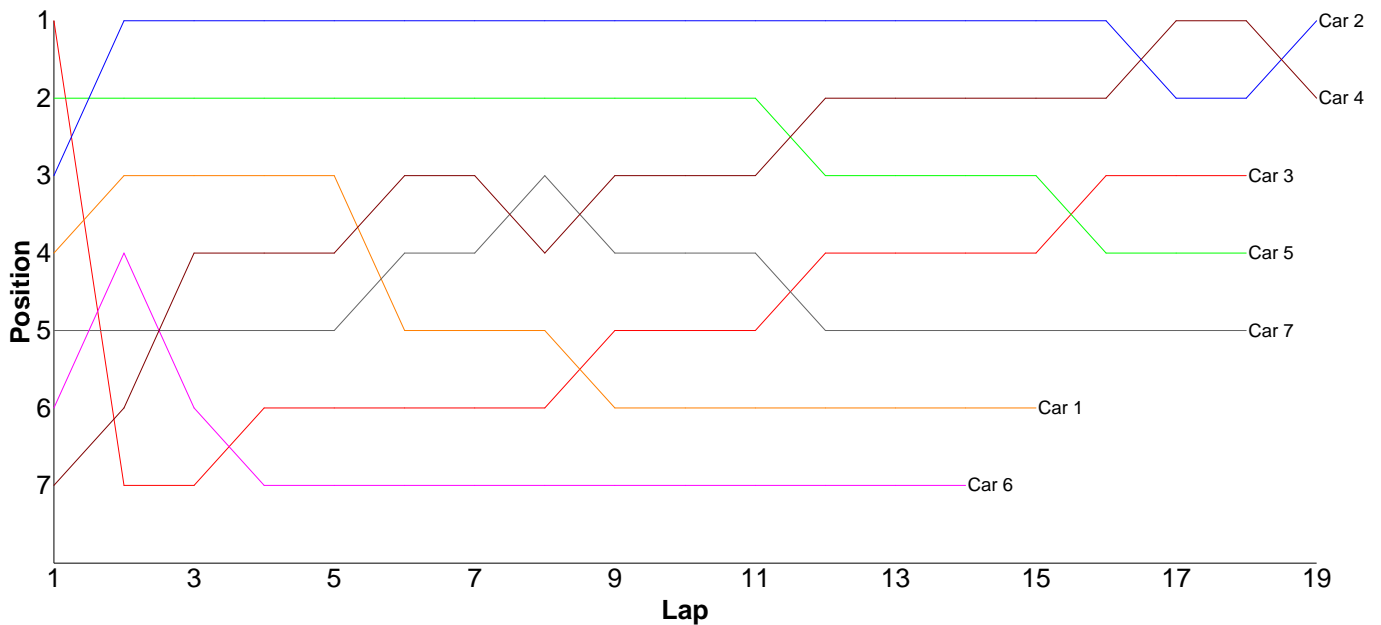
Lap	Car 1	Car 2	Car 3	Car 4	Car 5	Car 6	Car 7
1	37.61	26.77	23.18	45.16	27.45	29.14	57.18
2	22.87	21.92	22.80	20.52	23.32	22.85	27.42
3	82.63	20.86	22.01	20.22	32.36	22.43	26.93
4	29.13	21.65	22.53	20.38	23.72	22.85	28.77
5	21.22	22.02	22.72	19.97	23.42	30.63	30.15
6	42.04	22.89	21.72	20.46	22.90	22.51	31.60
7	30.67	21.70	21.60	20.05	28.49	22.49	
8		22.50	22.56	20.36	22.66	22.81	
9		21.29	21.94	26.93	26.04	22.70	
10		21.83	22.57	25.50	23.69	23.07	
11		21.74	21.82	20.74	22.97	22.81	
12		21.02	21.83	20.53	28.05	22.55	
13		21.33	22.32	20.40		26.50	
14		21.46	22.04				
15							



Heat 9 - Round 1 (10.5 Pro-Stock)

Pos	Car	Form	Name	Member Type	Car Make	Result	Ave	Best
1	2		Damian Giddins	G09A	Xray	19 / 316.18	16.64	16.01
2	4		Tony Watts	G09A	Xray	19 / 316.26	16.64	15.91
3	3		Spencer Jones	G09A	Xray	18 / 301.39	16.74	15.63
4	5		Daniel Booker	G09A	Tamiya	18 / 302.60	16.81	15.95
5	7		Craig Cambell	G09A	Xray	18 / 309.90	17.21	16.26
6	1		Richard Young	G09A	Xray	15 / 269.08	17.93	16.25
7	6		Stephen Mills	2009	Hot Bodies	14 / 263.01	18.78	18.20

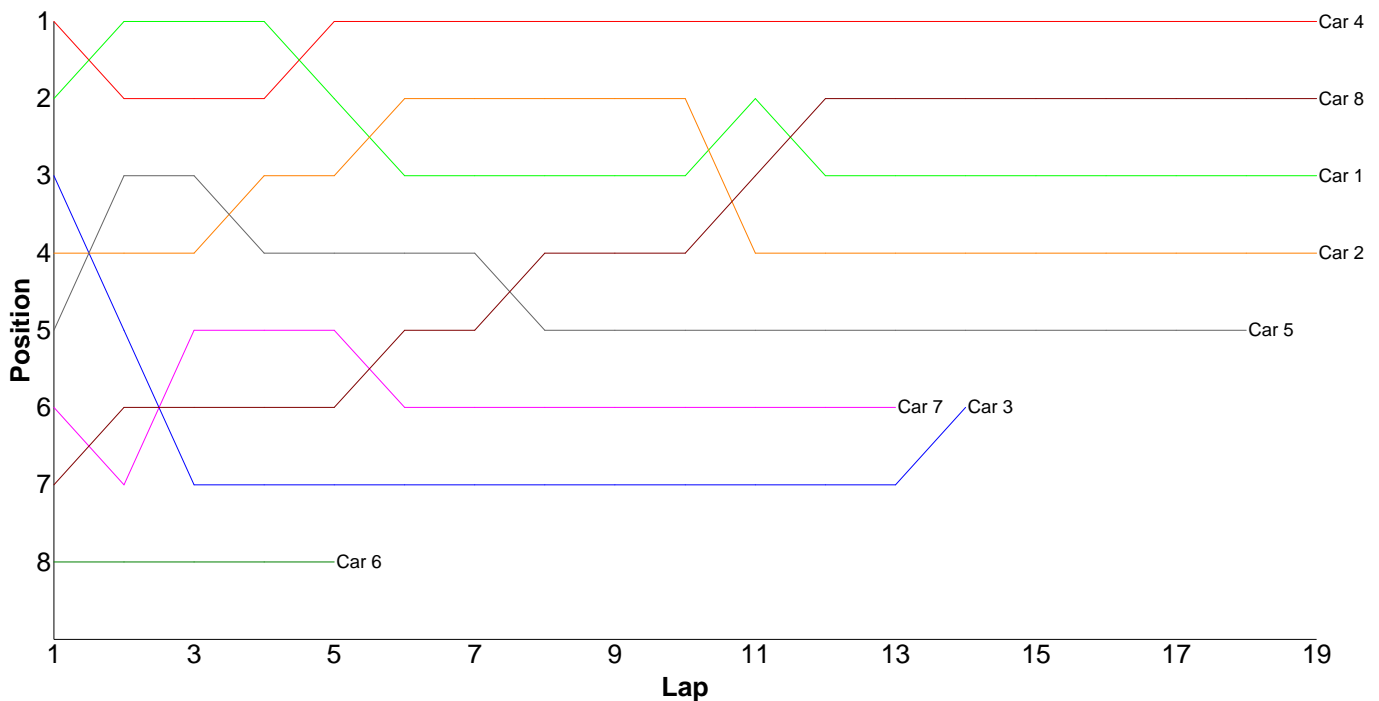
Lap	Car 1	Car 2	Car 3	Car 4	Car 5	Car 6	Car 7
1	17.62	16.87	16.24	18.81	16.84	18.63	17.78
2	17.87	17.36	23.65	18.84	18.21	18.34	19.22
3	17.47	16.76	16.74	16.43	16.85	18.31	17.33
4	17.18	17.07	16.08	16.65	16.99	18.67	17.09
5	17.74	17.98	16.37	17.15	18.08	18.75	16.50
6	16.95	16.51	20.34	16.05	16.61	18.23	16.42
7	17.80	16.30	16.37	16.68	16.21	18.64	16.41
8	18.52	16.50	15.74	16.96	16.43	18.96	16.26
9	16.75	16.71	15.65	16.20	16.27	18.20	17.43
10	16.25	16.14	15.71	15.98	16.30	19.41	16.45
11	18.11	16.21	17.17	16.22	16.40	19.58	18.94
12	18.76	16.01	15.95	16.20	17.34	19.98	16.34
13	16.90	16.14	16.13	16.52	17.44	18.43	16.95
14	23.48	16.16	15.79	16.14	16.75	18.88	16.56
15	17.68	16.46	15.80	15.91	16.38		16.49
16		17.52	15.63	16.04	16.49		19.57
17		16.78	15.89	16.68	15.95		17.44
18		16.35	16.14	15.97	17.06		16.72
19		16.35		16.83			
20							



Heat 10 - Round 1 (10.5 Pro-Stock)

Pos	Car	Form	Name	Member Type	Car Make	Result	Ave	Best
1	4	F1	Jamie Vassallo	2009	Schumacher	19 / 300.09	15.79	15.44
2	8	F1	Nick Adams	2009	Tamiya	19 / 307.67	16.19	15.22
3	1	F2	Tony Foster	2009	Xray	19 / 310.62	16.34	15.67
4	2	F1	Brian Killick	2009	Xray	19 / 312.75	16.46	15.65
5	5	F2	Neil Talbot	2009	Xray	18 / 302.48	16.80	16.14
6	3		David Johnson	2009	Schumacher	14 / 247.75	17.69	16.30
7	7	F2	Phillip Pullen	2009	HPI	13 / 225.92	17.37	16.09
8	6		Dain Gayler	G09A	Schumacher	5 / 259.76	51.95	16.61

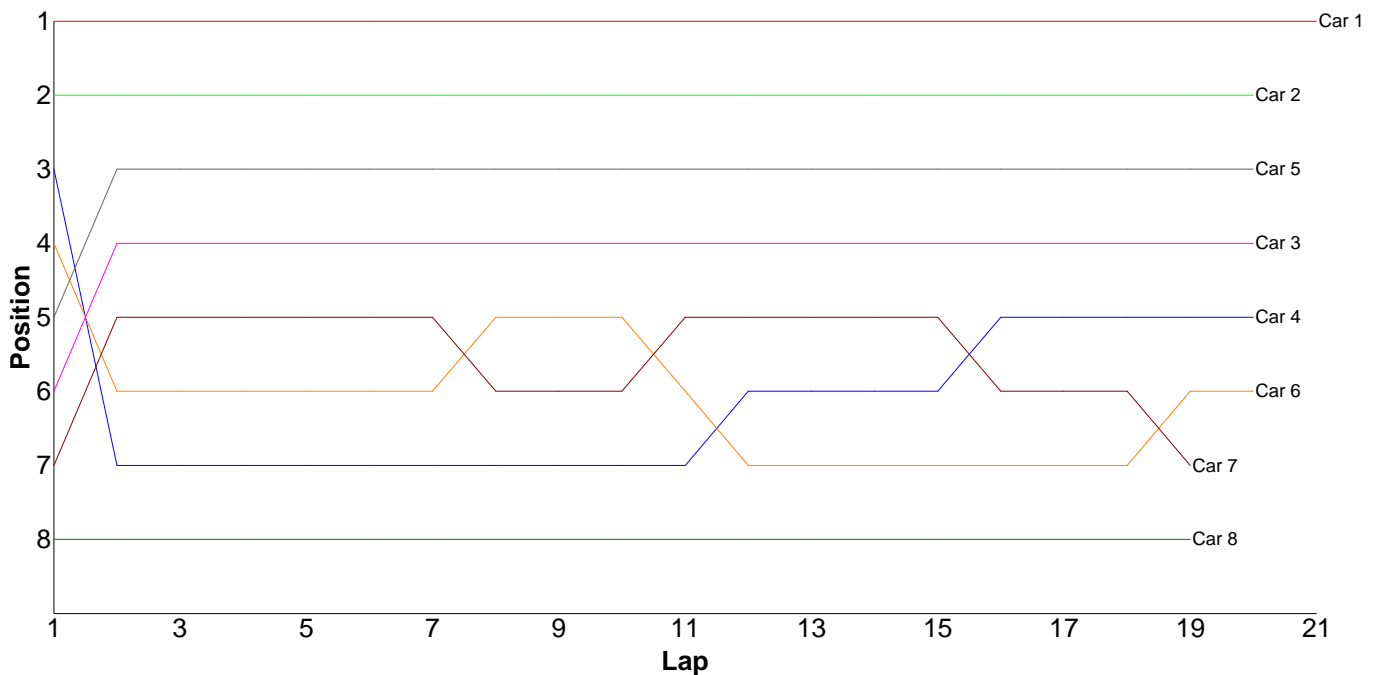
Lap	Car 1	Car 2	Car 3	Car 4	Car 5	Car 6	Car 7	Car 8
1	16.28	17.05	16.74	16.14	17.59	23.40	20.90	21.81
2	15.97	17.71	21.03	16.19	16.95	16.96	17.21	16.09
3	15.76	16.97	18.58	16.09	16.44	16.61	17.10	17.85
4	15.94	15.84	17.03	15.75	16.98	185.19	16.58	16.77
5	16.61	15.80	16.31	15.94	17.06	17.60	16.43	16.03
6	20.35	16.74	18.09	15.50	16.44		16.49	15.22
7	16.02	16.49	17.00	15.44	17.08		16.09	15.40
8	15.98	15.92	16.95	15.96	17.31		18.88	15.62
9	16.23	15.77	17.28	15.96	16.76		16.42	15.43
10	15.67	16.13	17.44	15.67	16.52		16.72	15.95
11	15.92	21.23	16.92	16.54	16.82		20.31	15.40
12	16.27	16.00	16.30	15.89	16.35		16.34	15.41
13	16.33	16.04	17.65	15.50	16.43		16.45	15.44
14	15.94	15.84	20.43	15.44	16.45			15.53
15	15.96	15.93		15.65	16.14			16.85
16	15.84	15.87		15.56	16.40			15.82
17	16.91	15.96		15.75	17.84			15.66
18	16.31	15.81		15.48	16.92			15.62
19	16.33	15.65		15.64				15.77
20								



Heat 11 - Round 1 (10.5 Pro-Stock)

Pos	Car	Form	Name	Member Type	Car Make	Result	Ave	Best
1	1	F1	Jay Westwood	2009	Schumacher	21 / 314.50	14.97	14.40
2	2	F1	Aaron Wearn	2009	Schumacher	20 / 300.81	15.04	14.78
3	5	F1	Ori Sohachevsky	2009	Schumacher	20 / 304.25	15.21	14.84
4	3	F1	Mark Sadler	2009	Schumacher	20 / 306.67	15.33	15.07
5	4	F1	Ben Cane	2009	Schumacher	20 / 308.04	15.40	15.11
6	6	F1	John Zottl	2009	Xray	20 / 314.01	15.70	15.13
7	7	F1	Matthew Quinlisk	2009	Hot Bodies	19 / 303.96	15.99	15.04
8	8		Craig Maher	2009	Xray	19 / 314.04	16.52	15.35

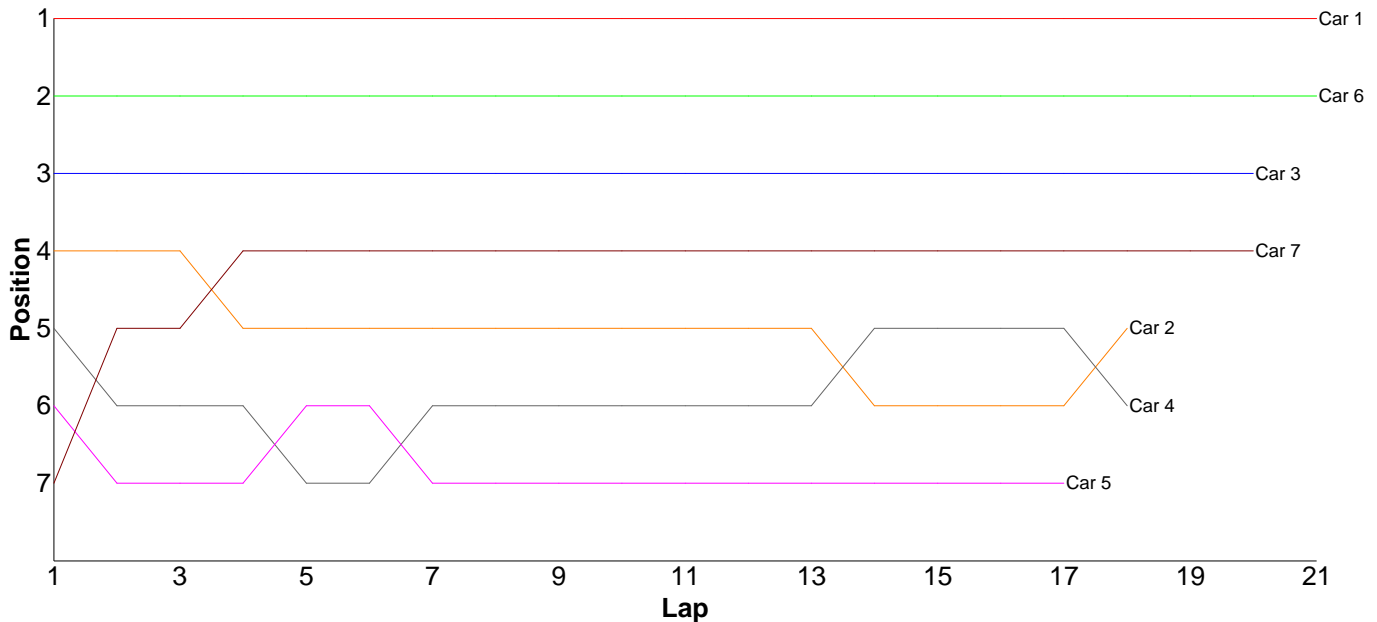
Lap	Car 1	Car 2	Car 3	Car 4	Car 5	Car 6	Car 7	Car 8
1	14.79	15.02	15.65	15.11	15.38	15.37	16.03	16.26
2	14.40	14.96	15.14	16.94	15.39	16.18	15.41	15.99
3	14.51	14.93	15.29	15.27	14.85	15.42	15.25	21.73
4	14.72	14.78	15.11	15.86	14.84	15.35	15.29	16.00
5	14.57	15.09	15.14	15.57	15.16	15.13	15.38	17.03
6	15.00	15.00	15.07	15.40	14.96	15.69	15.24	15.77
7	16.34	14.89	15.32	15.13	15.62	15.31	15.06	15.61
8	14.74	15.11	15.22	15.18	15.52	15.38	16.42	15.35
9	14.94	14.95	15.38	15.68	15.34	15.55	15.51	15.69
10	14.86	14.90	15.20	15.35	15.38	15.39	15.29	15.58
11	14.86	15.01	15.25	15.29	15.19	15.16	15.04	16.27
12	14.72	14.94	15.41	15.27	15.05	18.23	15.15	16.17
13	14.58	14.95	15.42	15.16	15.15	15.17	15.39	15.81
14	15.38	15.01	15.48	15.34	15.13	15.41	15.27	18.26
15	14.96	15.02	15.38	15.31	15.16	15.38	15.62	18.68
16	14.82	14.98	15.34	15.24	15.29	16.96	16.73	15.82
17	16.31	15.70	15.63	15.22	15.04	16.00	15.25	15.65
18	15.03	15.29	15.45	15.16	15.11	15.49	15.29	16.33
19	15.03	15.16	15.21	15.22	15.34	15.54	25.34	16.04
20	15.07	15.12	15.58	15.34	15.35	15.90		
21	14.87							
22								



Heat 12 - Round 1 (Modified)

Pos	Car	Form	Name	Member Type	Car Make	Result	Ave	Best
1	1		Glen Westwood	2009	Schumacher	21 / 300.51	14.31	14.09
2	6		Paul Pinkney	G09A	Xray	21 / 311.43	14.83	14.46
3	3		Steven Fuller	G09A	Xray	20 / 302.10	15.10	14.68
4	7		Ashley Wiffen	G09A	Xray	20 / 309.10	15.45	14.67
5	2		Chris House	G09A	Xray	18 / 307.83	17.10	15.17
6	4		Chris O'donoghue	G09A	Xray	18 / 312.99	17.38	16.01
7	5		Charlie Reardon	G09B	Xray	17 / 302.04	17.76	15.77

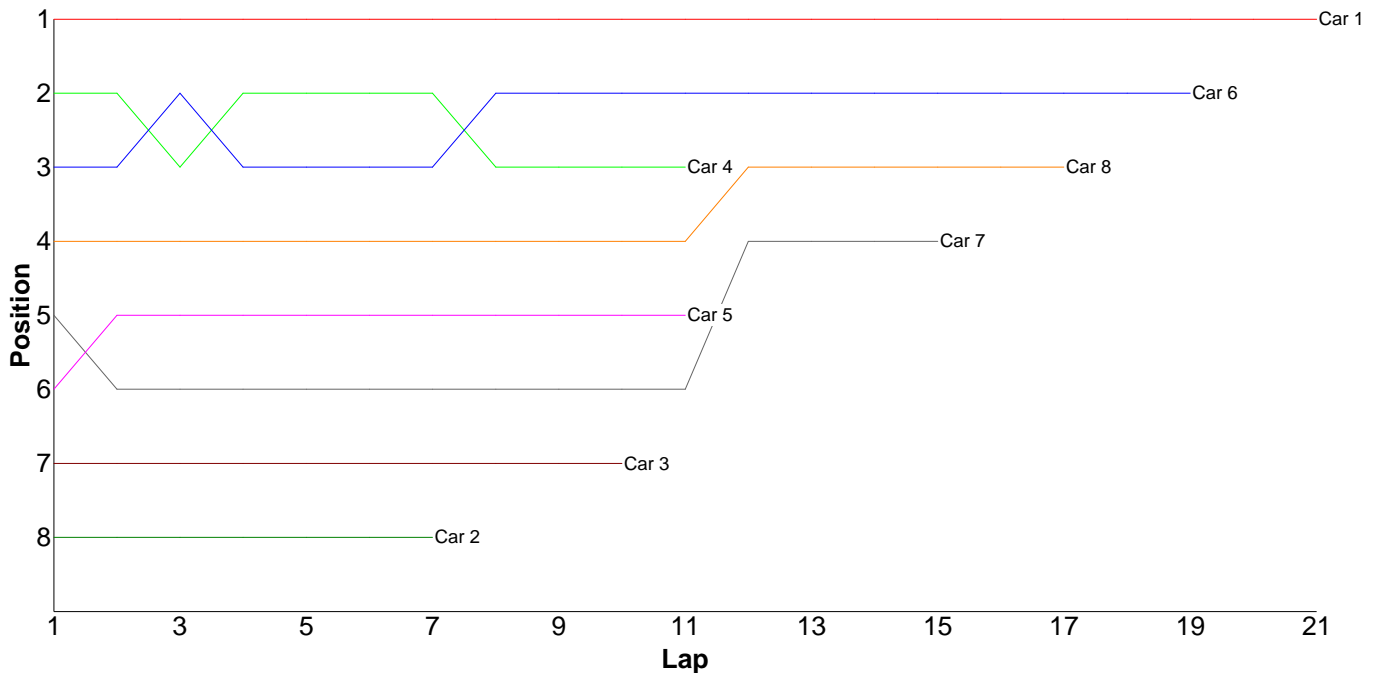
Lap	Car 1	Car 2	Car 3	Car 4	Car 5	Car 6	Car 7
1	14.09	16.93	14.97	17.49	17.54	14.89	18.48
2	14.35	15.75	15.05	17.37	17.49	14.59	15.32
3	14.40	15.67	14.86	16.55	16.96	14.82	15.59
4	14.11	16.11	14.84	16.48	16.77	14.77	14.97
5	14.33	15.47	15.38	21.74	15.77	14.46	14.99
6	14.26	15.60	14.82	17.27	17.17	15.84	15.00
7	14.49	15.95	14.87	16.79	26.48	15.02	14.88
8	14.26	15.89	16.32	16.62	19.18	14.72	14.77
9	14.20	17.32	15.35	16.85	16.29	14.84	15.03
10	14.30	15.40	15.99	16.88	17.44	14.66	15.05
11	14.38	15.74	14.68	16.01	16.58	14.47	15.75
12	14.40	15.17	14.75	16.03	16.75	14.80	15.40
13	14.20	18.06	15.05	17.00	17.81	14.51	14.86
14	14.24	34.80	15.30	17.18	17.37	14.55	14.82
15	14.23	16.40	15.06	17.48	16.24	14.53	14.67
16	14.29	15.46	15.08	16.52	16.90	14.80	14.87
17	14.21	15.58	14.74	16.51	19.30	14.73	16.00
18	14.70	16.53	15.06	22.22		15.06	18.32
19	14.53		14.81			15.02	15.03
20	14.34		15.12			14.92	15.30
21	14.20					15.43	
22							



Heat 1 - Round 2 (IC Touring)

Pos	Car	Form	Name	Member Type	Car Make	Result	Ave	Best
1	1	F1	John Zottl	2009	Xray	21 / 308.89	14.70	13.88
2	6	F2	Colin Taggart	2009	Xray	19 / 312.92	16.46	15.68
3	8		Stephen Mills	2009	Xray	17 / 320.46	18.85	16.99
4	7		Andrew Mills	2009	Mugen	15 / 309.24	20.61	16.37
5	4	F2	Phillip Pullen	2009	Mugen	11 / 191.20	17.38	15.45
6	5	F2	Mark Fagan	2009	Serpent	11 / 217.35	19.75	15.51
7	3	F2	Les Mainwaring	2009	Mugen	10 / 317.55	31.75	16.34
8	2		Adrian Poole	2009	Team Magic	7 / 290.13	41.44	14.82

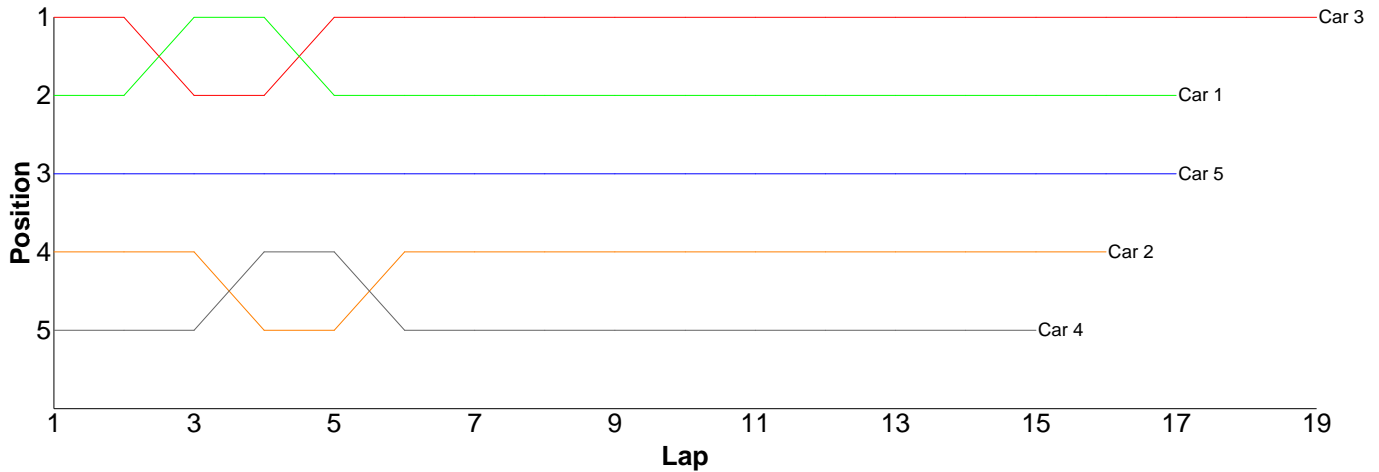
Lap	Car 1	Car 2	Car 3	Car 4	Car 5	Car 6	Car 7	Car 8
1	14.79	196.43	133.58	16.17	49.11	16.20	47.28	19.56
2	14.52	15.18	18.58	16.15	16.37	16.19	22.50	17.77
3	14.52	16.23	20.18	15.88	16.03	15.68	25.54	23.66
4	16.17	16.03	36.71	15.77	15.54	16.00	19.59	19.23
5	14.99	15.33	17.43	15.91	23.23	16.22	17.66	17.03
6	14.77	14.82	17.76	16.21	17.27	16.45	16.96	17.65
7	14.45	16.11	16.34	15.45	15.87	18.41	21.13	17.71
8	15.06		16.79	30.27	15.85	18.44	16.37	18.01
9	14.53		17.29	15.69	15.51	15.89	17.61	17.22
10	14.47		22.89	15.67	15.82	16.56	16.82	19.07
11	14.19			18.03	16.75	16.39	18.45	21.36
12	14.73					15.88	17.29	19.17
13	15.09					16.95	16.55	17.29
14	14.21					16.07	17.56	17.09
15	14.67					16.92	17.93	16.99
16	16.14					15.84		18.04
17	14.31					15.73		23.61
18	14.31					16.21		
19	13.88					16.89		
20	14.33							
21	14.76							
22								



Heat 2 - Round 2 (Formula GT)

Pos	Car	Form	Name	Member Type	Car Make	Result	Ave	Best
1	3	F3	Dave Skelton	2009	Associated	19 / 315.06	16.58	15.92
2	1	F3	Nigel Moss	2009	Calandra	17 / 303.96	17.88	15.98
3	5		Damian Giddins	G09B	Associated	17 / 309.66	18.21	16.86
4	2	F4	Jon Wilkins	2009	Associated	16 / 315.02	19.68	16.34
5	4	F4	Scott Stokes	2009	Tamiya	15 / 300.16	20.01	18.20

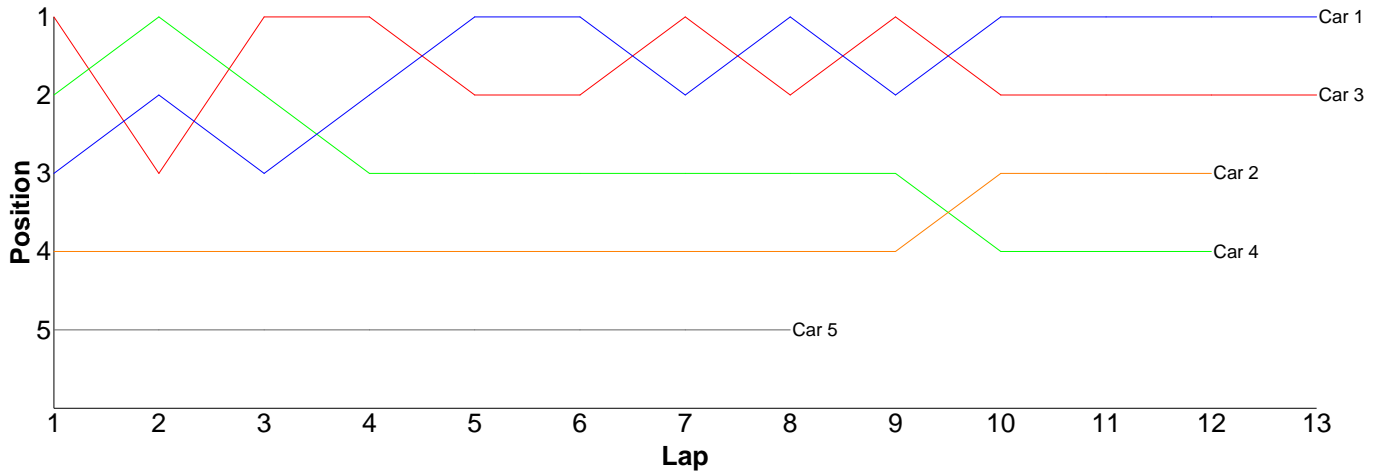
Lap	Car 1	Car 2	Car 3	Car 4	Car 5
1	16.97	21.52	16.55	26.74	19.30
2	16.42	24.69	16.65	24.61	17.83
3	15.98	23.02	16.34	19.12	17.77
4	16.29	23.59	16.36	19.22	17.55
5	16.68	16.47	16.08	18.40	16.86
6	16.35	16.34	16.01	19.53	16.86
7	16.57	16.50	16.42	18.70	17.30
8	16.31	21.27	16.30	19.23	16.96
9	22.23	16.66	21.03	18.86	30.32
10	24.36	16.92	16.84	18.41	18.74
11	16.77	17.62	16.28	18.20	17.05
12	17.48	23.45	16.01	21.91	17.04
13	16.79	18.37	15.94	19.16	17.39
14	17.29	17.03	16.40	18.99	16.92
15	23.35	24.63	15.92	19.08	17.15
16	16.57	16.94	16.22		17.20
17	17.55		16.48		17.42
18			16.80		
19			16.43		
20					



Heat 3 - Round 2 (EP Sport)

Pos	Car	Form	Name	Member Type	Car Make	Result	Ave	Best
1	1		Jason Elliot	G09A	Tamiya	13 / 306.77	23.59	22.20
2	3		Bradley Killick (J)	08XX	Xray	13 / 309.00	23.76	22.50
3	2		Matthew Mills (J)	2009	Xray	12 / 301.82	25.15	21.87
4	4		Hannah Carless (J)	2009	Tamiya	12 / 303.41	25.28	22.84
5	5		Jack Talbot (J)	2009	Xray	8 / 267.07	33.38	24.80

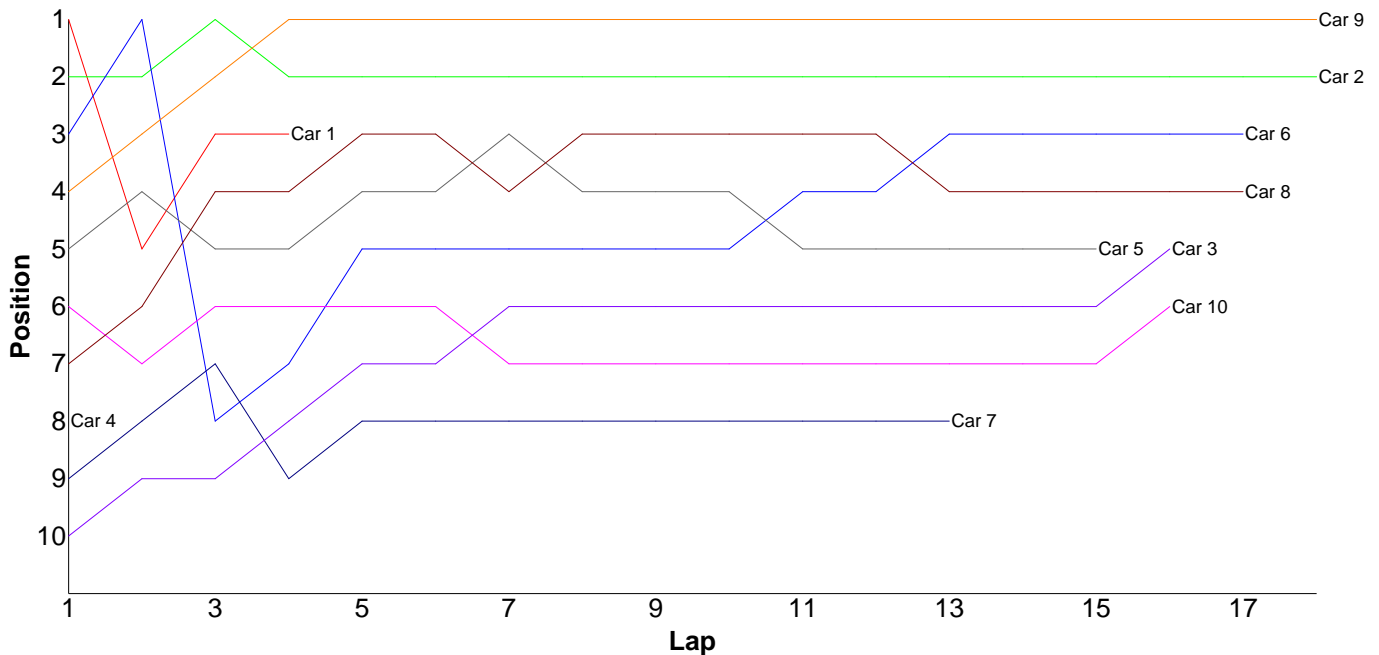
Lap	Car 1	Car 2	Car 3	Car 4	Car 5
1	25.87	40.44	24.34	24.90	42.16
2	23.41	22.65	24.98	24.00	38.39
3	26.20	31.67	23.60	24.65	31.37
4	22.96	23.52	24.76	25.64	24.80
5	22.20	23.61	24.35	22.84	26.21
6	24.82	23.30	23.85	26.90	46.37
7	24.46	21.87	23.34	24.86	30.95
8	23.25	23.09	24.06	29.13	26.82
9	22.87	22.02	22.50	23.92	
10	22.61	22.16	23.40	28.12	
11	22.81	23.36	22.75	23.68	
12	22.48	24.13	23.99	24.77	
13	22.83		23.08		
14					



Heat 4 - Round 2 (<Stock>)

Pos	Car	Form	Name	Class	Member Type	Car Make	Result	Ave
1	9		Spencer Jones	13.5 Stock	G09A	Xray	18 / 307.61	17.08
2	2	F1	Scott Hauser	17.5 Stock	2009	Xray	18 / 314.16	17.45
3	6	F2	James Davis	13.5 Stock	2009	Tamiya	17 / 303.21	17.83
4	8	F2	Kieran Stokes (J)	13.5 Stock	2009	Xray	17 / 307.00	18.05
5	3	F2	Robin Francis	13.5 Stock	2009	Hot Bodies	16 / 311.78	19.48
6	10		David Booker	17.5 Stock	G09A	Tamiya	16 / 312.07	19.50
7	5	F2	Mick Barnes	13.5 Stock	2009	Xray	15 / 275.78	18.38
8	7	F2	Chris Bradshaw	13.5 Stock	2009	Xray	13 / 307.35	23.64
9	1		Mason Sadler (J)	13.5 Stock	G09A	Hot Bodies	4 / 71.86	17.96
10	4	F2	Scott Stokes	13.5 Stock	2009	Xray	1 / 21.44	21.44

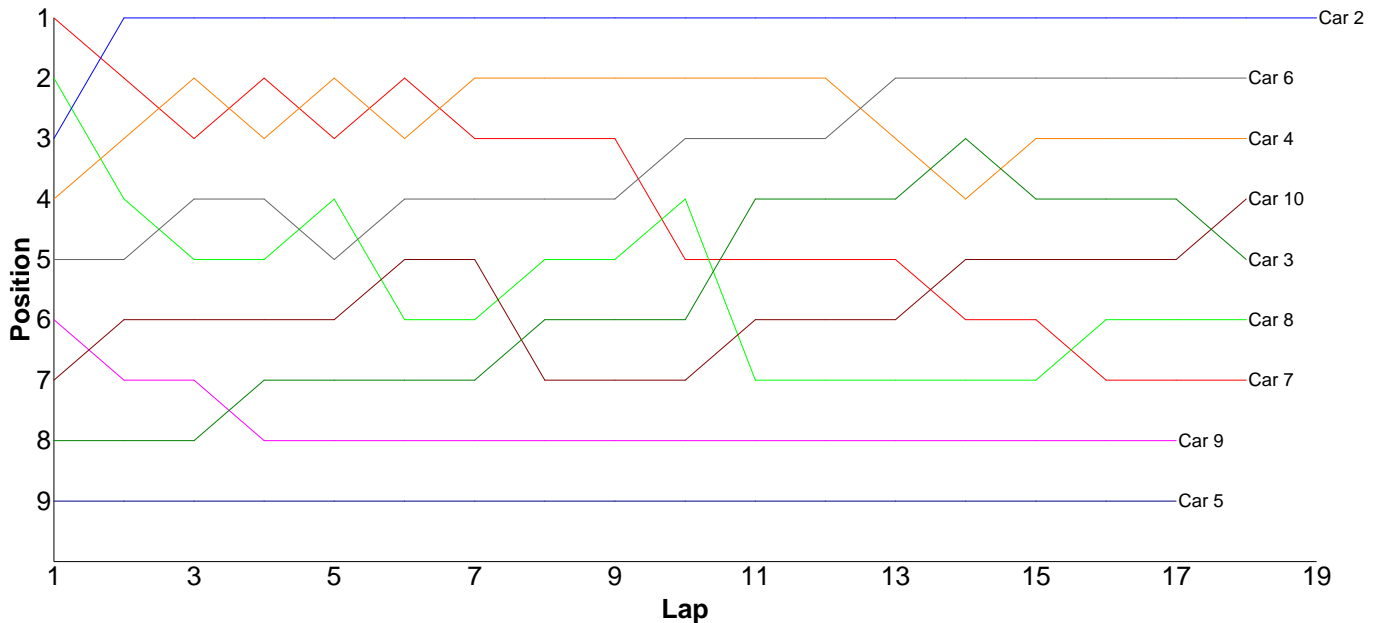
Lap	Car 1	Car 2	Car 3	Car 4	Car 5	Car 6	Car 7	Car 8	Car 9	Car 10
1	16.48	17.20	22.29	21.44	18.38	17.29	21.64	19.91	18.05	19.42
2	19.90	17.29	24.25		17.76	16.95	19.69	18.79	16.94	19.91
3	18.36	17.48	17.97		21.21	26.96	19.83	18.46	17.11	18.82
4	17.12	17.31	18.23		17.82	18.13	25.62	17.18	16.66	20.24
5		17.44	17.88		17.91	17.24	22.66	17.19	16.89	18.89
6		17.08	18.67		18.22	17.11	21.02	18.92	17.04	19.09
7		17.11	18.16		17.64	16.94	21.27	18.63	17.08	21.99
8		17.02	18.01		18.21	17.11	20.90	17.30	17.71	19.54
9		17.37	18.11		17.68	17.83	55.87	17.16	17.08	18.46
10		17.36	17.76		17.46	17.18	18.86	16.82	17.09	18.66
11		17.48	19.64		19.30	17.05	19.21	18.61	16.83	18.17
12		17.39	20.47		19.09	16.89	21.19	16.82	17.30	19.20
13		17.41	19.91		17.96	16.96	19.59	19.38	16.85	20.36
14		17.48	20.35		18.01	16.85		17.93	17.03	20.30
15		17.63	19.38		19.13	16.80		17.89	16.70	19.00
16		17.10	20.70			16.96		17.05	17.12	20.02
17		17.36				18.96		18.96	16.65	
18		19.65							17.48	
19										



Heat 5 - Round 2 (<Stock>)

Pos	Car	Form	Name	Member Type	Car Make	Result	Ave	Best
1	2	F1	Anthony Pedder	2009	Hot Bodies	19 / 313.03	16.47	15.97
2	6	F1	Ian Cairns	2009	Schumacher	18 / 304.43	16.91	16.51
3	4	F1	Jon Wilkins	2009	Hot Bodies	18 / 309.87	17.21	16.31
4	10		Jack Gayler (J)	G09A	Schumacher	18 / 310.47	17.24	16.52
5	3		Neil Pilkington	2009	Hot Bodies	18 / 311.31	17.29	16.70
6	8		Peter Harridence	G09A	Schumacher	18 / 314.93	17.49	16.16
7	7	F2	Craig Murrell (J)	2009	Xray	18 / 316.78	17.59	16.43
8	9		Kyle Fuller (J)	G09A	Xray	17 / 304.07	17.88	17.04
9	5	F2	Gary Fuller	2009	Xray	17 / 309.01	18.17	17.06
10	1		Jason Moggridge	G09A	Xray	0 / 0.00	0.00	0.00

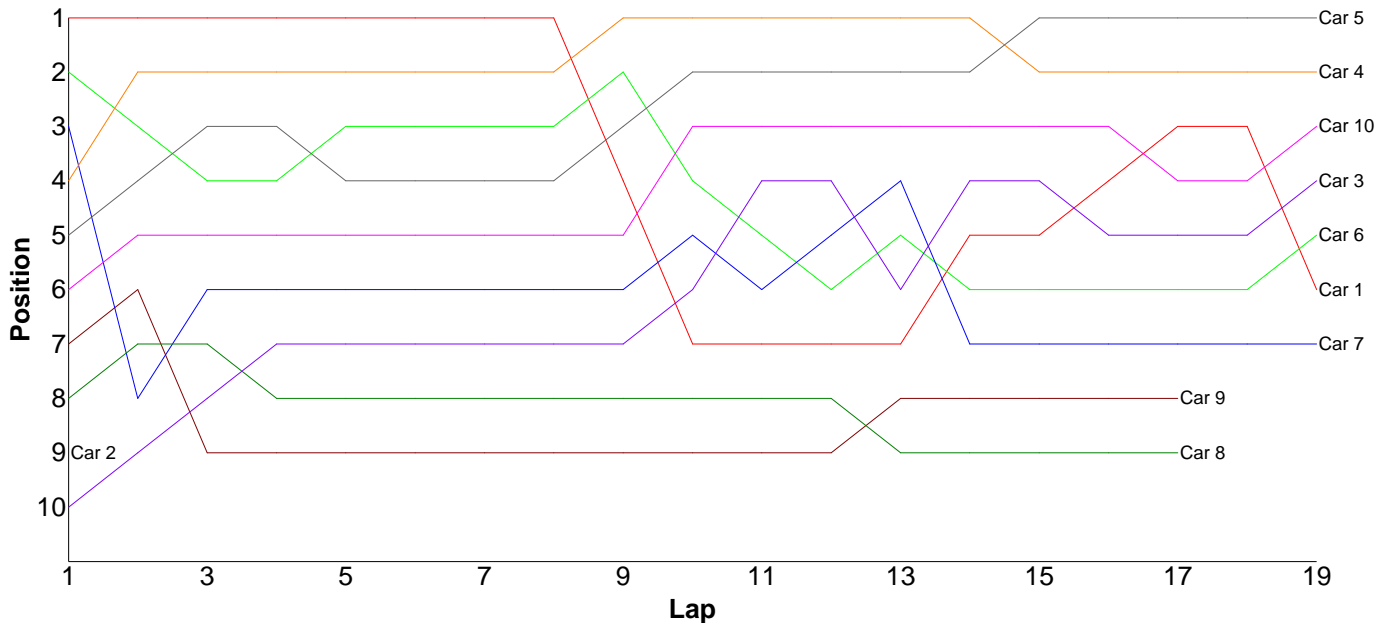
Lap	Car 1	Car 2	Car 3	Car 4	Car 5	Car 6	Car 7	Car 8	Car 9	Car 10
1		16.89	18.34	16.90	20.71	17.53	16.61	16.86	17.54	17.73
2		16.04	17.03	16.55	17.51	16.60	16.43	16.99	17.20	16.64
3		16.28	17.02	16.50	18.87	16.68	17.00	17.21	17.15	17.17
4		16.37	16.81	16.85	20.28	16.86	16.58	16.84	17.38	17.18
5		16.04	17.04	16.84	17.43	16.93	17.03	16.26	17.15	16.87
6		15.97	16.90	17.00	17.60	16.52	16.95	18.32	17.04	16.79
7		16.26	16.97	16.88	17.06	16.92	16.92	17.04	18.74	16.69
8		16.19	17.86	16.82	18.12	17.41	17.05	16.86	19.43	19.76
9		16.22	16.92	16.35	17.84	16.51	17.32	16.16	20.33	16.70
10		16.39	16.96	16.31	18.15	16.75	19.81	17.60	18.04	16.89
11		16.10	16.86	18.34	17.80	17.12	17.84	24.63	18.47	21.35
12		16.92	16.70	16.53	18.28	17.08	17.12	17.80	17.50	16.59
13		16.17	17.45	20.54	17.98	16.89	17.41	16.92	17.37	16.70
14		16.34	17.81	18.31	18.43	16.99	20.23	17.14	17.59	16.90
15		16.63	17.84	16.56	17.50	16.95	18.66	17.01	18.21	16.58
16		18.21	18.20	16.78	17.43	16.91	18.56	17.13	17.30	16.85
17		16.65	17.14	17.56	18.02	16.96	17.85	16.60	17.63	16.56
18		16.85	17.46	18.25		16.82	17.41	17.56		16.52
19		16.51								
20										



Heat 6 - Round 2 (<Stock>)

Pos	Car	Form	Name	Member Type	Car Make	Result	Ave	Best
1	5		Remo Casadei	2009	Schumacher	19 / 301.21	15.85	15.52
2	4	F1	Joe Jenyavanija	2009	Tamiya	19 / 302.75	15.93	15.43
3	10		Jamie Gill	2009	Yokomo	19 / 307.19	16.16	15.74
4	3	F1	Kieran Clift (J)	2009	Schumacher	19 / 307.50	16.18	15.30
5	6	F2	Scott Hauser	2009	Xray	19 / 307.93	16.20	15.65
6	1	F1	Graham Staples	2009	Xray	19 / 310.41	16.33	15.42
7	7		Phil Williams	G09A	Xray	19 / 312.87	16.46	15.65
8	9	F1	Kevin Bissell	2009	Hot Bodies	17 / 305.38	17.96	16.21
9	8	F2	Dave Skelton	2009	Xray	17 / 308.16	18.12	16.87
10	2	F1	David Clift	2009		1 / 22.81	22.81	22.81

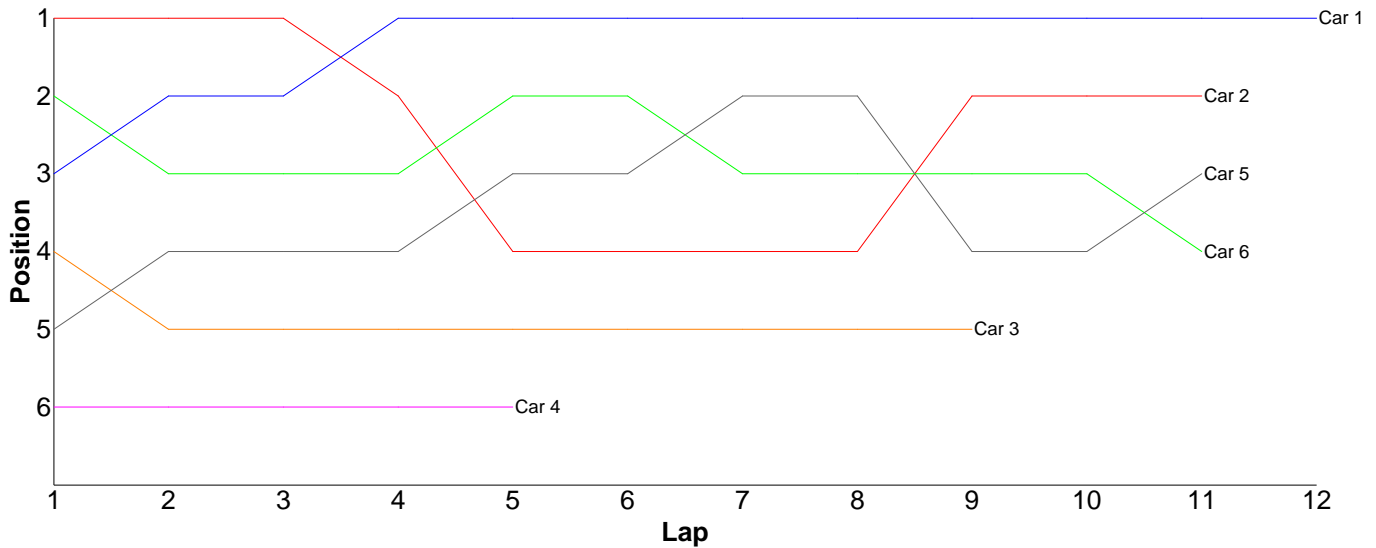
Lap	Car 1	Car 2	Car 3	Car 4	Car 5	Car 6	Car 7	Car 8	Car 9	Car 10
1	15.67	22.81	23.23	16.04	16.16	15.74	15.96	17.47	17.28	16.57
2	15.42		15.85	15.43	15.82	15.83	20.16	17.35	16.73	15.94
3	15.47		15.49	15.65	15.86	16.47	15.78	18.76	21.01	16.20
4	15.78		15.30	15.86	15.73	15.84	16.06	18.26	22.00	15.74
5	15.69		15.30	15.81	16.23	15.86	15.74	17.71	17.21	15.93
6	15.75		15.63	15.69	15.83	15.65	15.85	16.91	16.55	15.84
7	15.50		15.38	15.77	15.76	15.74	15.76	17.32	16.53	15.94
8	15.48		15.80	15.82	16.55	15.83	15.73	17.24	16.21	16.51
9	19.64		15.41	15.69	16.17	15.86	15.65	18.59	22.74	15.93
10	20.21		15.49	15.69	15.79	19.62	15.97	17.75	17.55	15.81
11	15.95		15.31	15.90	15.63	15.79	15.69	16.87	16.34	15.95
12	15.49		15.39	15.71	15.78	16.23	15.79	21.04	16.53	15.91
13	15.82		18.14	15.85	16.05	16.95	16.89	18.92	16.92	16.81
14	15.74		15.59	17.35	15.67	16.62	17.32	18.66	19.23	17.12
15	15.55		15.74	16.49	15.67	15.87	15.98	20.82	18.81	15.87
16	15.82		16.68	16.04	15.52	16.02	16.03	16.88	17.09	16.28
17	15.72		15.75	16.26	15.64	15.93	20.27	17.61	16.65	16.67
18	15.86		16.32	15.92	15.81	15.99	15.97			15.98
19	19.85		15.70	15.78	15.54	16.09	16.27			16.19
20										



Heat 7 - Round 2 (Bikes 1/5th)

Pos	Car	Form	Name	Member Type	Car Make	Result	Ave	Best
1	1		Dave Tims	2009		12 / 309.42	25.78	23.05
2	2		Matt Tims	2009		11 / 305.49	27.77	22.18
3	5	F2	Peter Chang	2009		11 / 318.01	28.91	26.09
4	6		Peter Wilson	G09A		11 / 319.41	29.03	25.99
5	3		Richard Blissett	G09A		9 / 274.80	30.53	26.43
6	4	F2	Matthew Book	2009		5 / 269.47	53.89	27.27

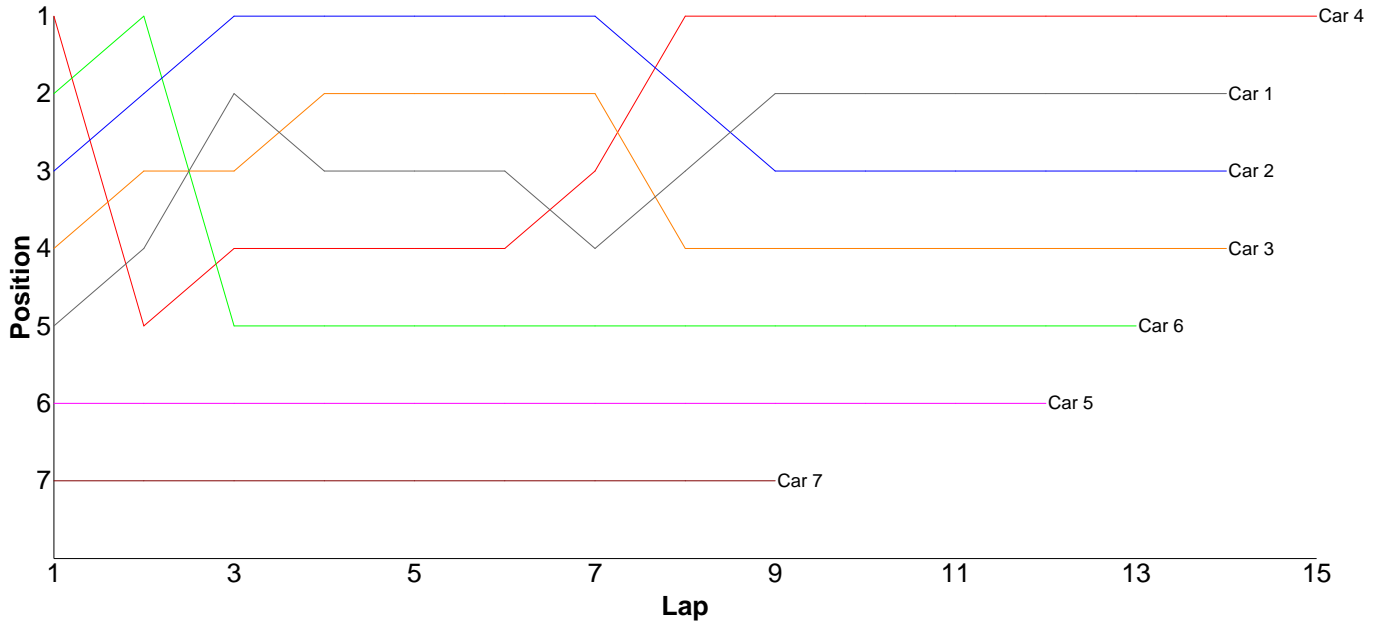
Lap	Car 1	Car 2	Car 3	Car 4	Car 5	Car 6
1	27.83	24.72	28.23	96.42	29.24	26.60
2	25.37	24.22	36.02	69.04	26.09	26.74
3	23.05	26.46	26.43	27.27	28.01	26.53
4	24.41	28.48	29.24	32.28	33.60	26.91
5	24.28	42.77	34.24	44.46	28.25	25.99
6	24.08	38.41	35.49		28.49	31.78
7	23.76	22.18	27.07		29.31	41.22
8	24.01	29.80	31.61		28.19	28.40
9	23.80	22.51	26.47		33.89	27.08
10	32.48	22.55			26.65	26.31
11	26.81	23.39			26.29	31.85
12	29.54					
13						



Heat 8 - Round 2 (Bikes 1/5th)

Pos	Car	Form	Name	Member Type	Car Make	Result	Ave	Best
1	4		Darren Johnson	2009		15 / 316.75	21.11	19.62
2	1	F1	Roki Read	2009		14 / 301.56	21.54	20.51
3	2		Simon Lancaster	G09A		14 / 305.17	21.79	20.93
4	3	F1	Steve Leake	2009		14 / 312.34	22.31	20.64
5	6	F2	Chris Groom	2009		13 / 312.48	24.03	21.82
6	5	F1	Andy Carless	2009		12 / 305.09	25.42	21.88
7	7	F2	Dave Richards	2009		9 / 291.83	32.42	22.96

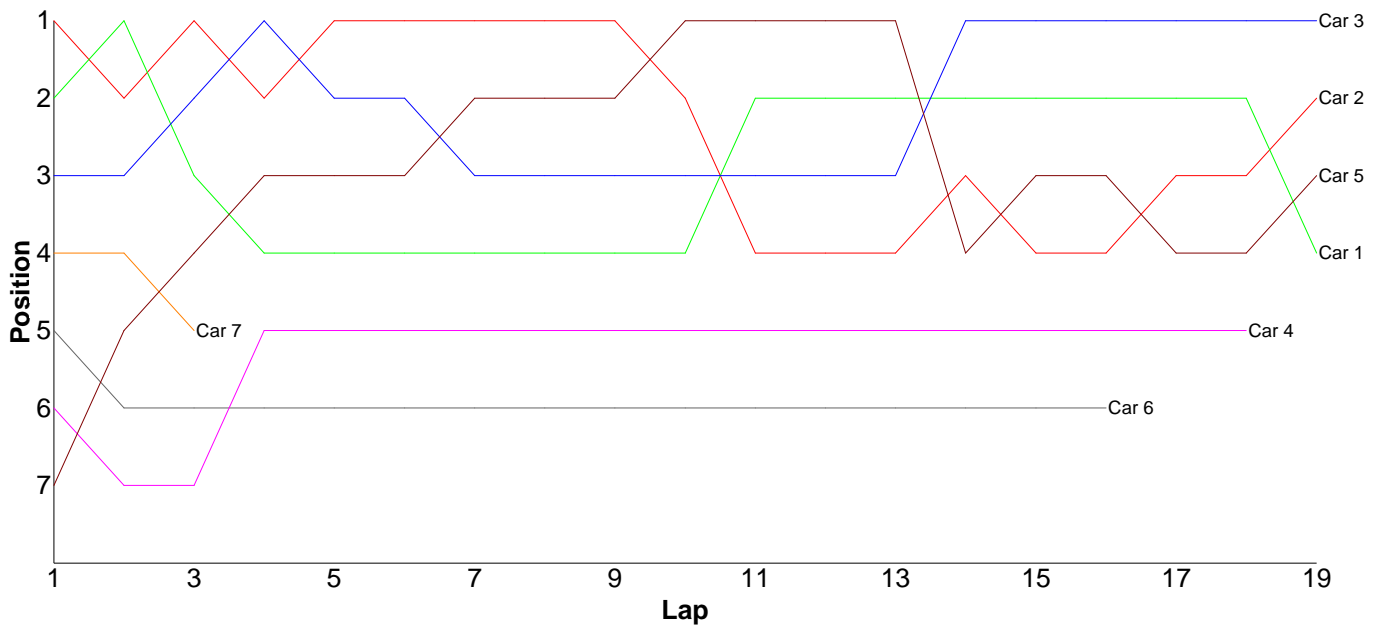
Lap	Car 1	Car 2	Car 3	Car 4	Car 5	Car 6	Car 7
1	24.14	22.09	22.18	19.85	29.68	22.04	55.45
2	20.69	21.95	21.97	25.53	23.42	21.82	34.23
3	20.85	20.93	22.42	28.05	30.28	31.70	39.66
4	25.09	21.44	20.64	20.21	34.48	22.28	31.97
5	20.63	22.01	21.54	20.20	26.11	23.00	28.56
6	21.55	21.30	21.58	19.62	23.84	22.50	22.96
7	20.61	21.86	21.25	20.07	22.78	22.72	27.41
8	20.80	21.99	28.91	19.74	23.03	23.93	23.08
9	20.51	21.79	22.15	21.12	23.37	21.82	28.51
10	20.80	21.92	20.95	20.37	22.65	23.06	
11	21.78	22.96	21.26	20.47	23.57	23.15	
12	21.72	22.00	21.62	20.24	21.88	27.61	
13	21.02	21.48	22.75	20.41		26.85	
14	21.37	21.45	23.12	20.28			
15				20.59			
16							



Heat 9 - Round 2 (10.5 Pro-Stock)

Pos	Car	Form	Name	Member Type	Car Make	Result	Ave	Best
1	3		Spencer Jones	G09A	Xray	19 / 309.52	16.29	15.56
2	2		Damian Giddins	G09A	Xray	19 / 314.10	16.53	15.65
3	5		Daniel Booker	G09A	Tamiya	19 / 316.13	16.63	15.67
4	1		Richard Young	G09A	Xray	19 / 316.23	16.64	15.84
5	4		Tony Watts	G09A	Xray	18 / 306.35	17.01	15.61
6	6		Stephen Mills	2009	Hot Bodies	16 / 301.49	18.84	17.58
7	7		Craig Cambell	G09A	Xray	3 / 54.41	18.13	17.36

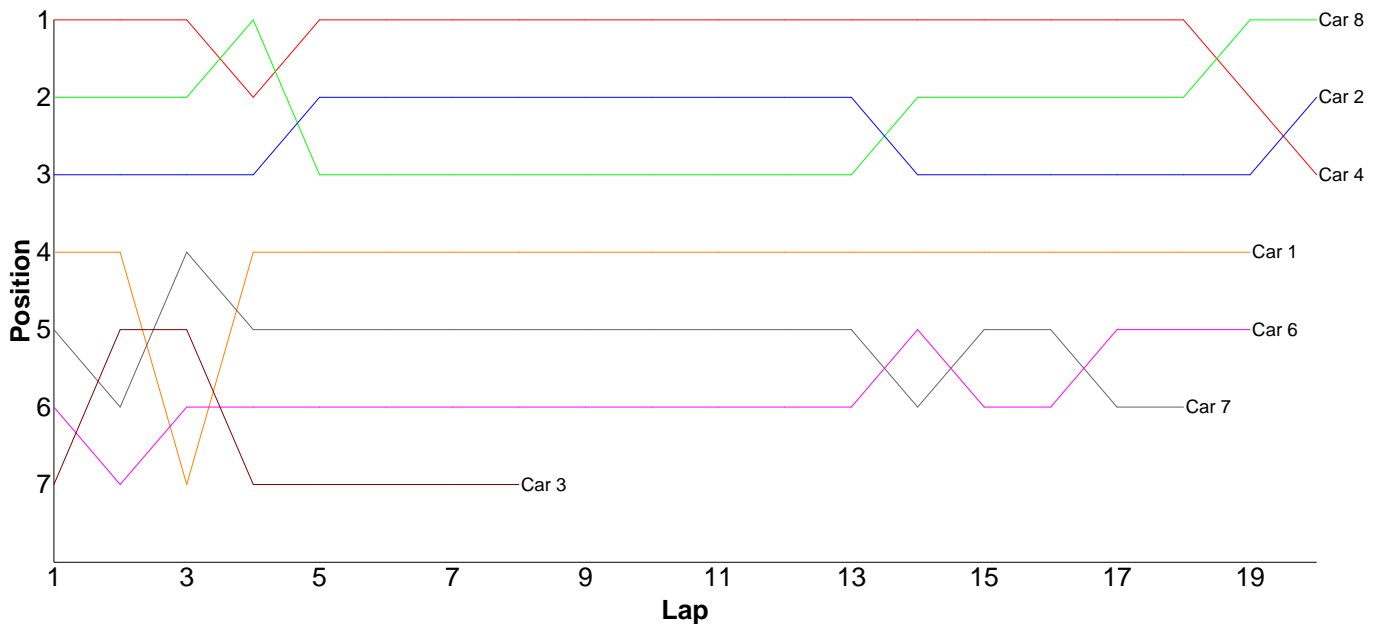
Lap	Car 1	Car 2	Car 3	Car 4	Car 5	Car 6	Car 7
1	16.96	16.65	17.85	20.09	20.38	18.94	18.76
2	16.44	16.80	16.41	20.68	15.76	18.38	17.36
3	17.22	16.71	16.26	15.91	16.05	17.58	18.29
4	17.32	17.16	15.93	15.61	15.67	19.76	
5	16.67	16.07	17.41	16.33	16.38	19.38	
6	16.82	16.23	15.95	16.03	15.97	18.77	
7	16.01	16.09	17.04	16.46	16.44	18.83	
8	16.19	16.16	15.90	16.78	15.83	20.28	
9	16.75	15.82	16.21	17.95	15.93	18.00	
10	16.38	18.65	17.71	16.11	16.97	18.48	
11	16.14	17.05	16.40	16.35	16.13	18.36	
12	15.84	16.15	15.93	15.81	16.06	17.81	
13	15.84	16.15	15.79	21.35	16.75	20.64	
14	16.36	15.73	15.74	16.57	18.21	19.19	
15	16.98	19.36	16.04	16.21	17.09	18.07	
16	16.10	15.91	15.74	15.72	16.68	19.02	
17	16.60	15.89	15.89	15.83	16.90		
18	16.36	15.65	15.56	16.56	16.61		
19	19.25	15.87	15.76		16.32		
20							



Heat 10 - Round 2 (10.5 Pro-Stock)

Pos	Car	Form	Name	Member Type	Car Make	Result	Ave	Best
1	8	F1	Nick Adams	2009	Tamiya	20 / 314.31	15.71	15.08
2	2	F1	Brian Killick	2009	Xray	20 / 314.96	15.74	15.31
3	4	F1	Jamie Vassallo	2009	Schumacher	20 / 318.11	15.90	15.21
4	1	F2	Tony Foster	2009	Xray	19 / 302.81	15.93	15.47
5	6		Dain Gayler	G09A	Schumacher	19 / 311.69	16.40	15.79
6	7	F2	Phillip Pullen	2009	HPI	18 / 300.82	16.71	15.86
7	3		David Johnson	2009	Schumacher	8 / 133.97	16.74	16.21
8	5	F2	Neil Talbot	2009	Xray	0 / 0.00	0.00	0.00

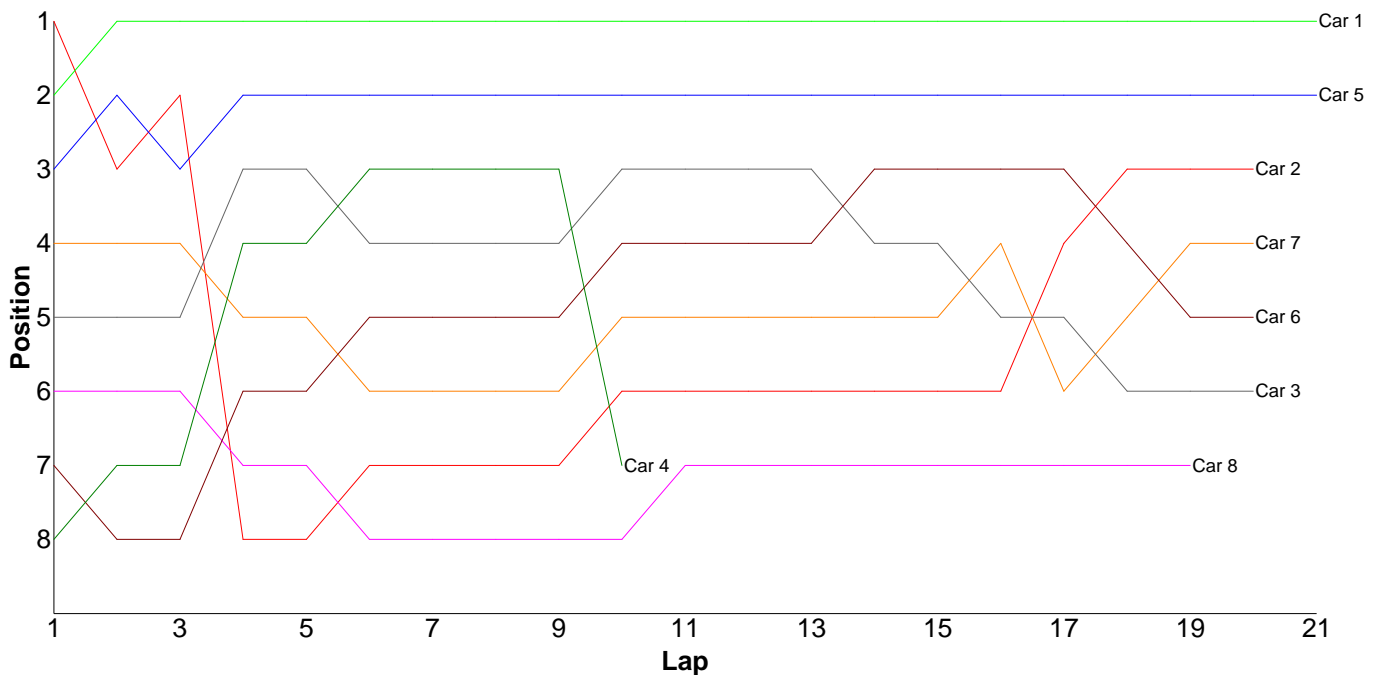
Lap	Car 1	Car 2	Car 3	Car 4	Car 5	Car 6	Car 7	Car 8
1	16.23	16.19	17.21	15.21		16.95	16.74	15.68
2	15.78	15.39	16.21	15.54		16.63	16.71	15.15
3	18.11	15.76	16.28	15.49		16.19	16.02	15.97
4	15.93	15.61	16.79	16.44		16.68	16.64	15.31
5	15.47	15.92	18.22	16.10		16.22	16.52	18.27
6	15.74	15.63	16.21	15.59		17.19	16.10	15.48
7	15.75	16.13	16.79	15.50		16.26	16.46	15.85
8	15.87	15.84	16.26	16.06		15.95	16.44	15.77
9	15.68	15.32		15.45		16.05	15.94	16.39
10	15.78	16.48		15.35		16.14	15.86	16.01
11	15.67	15.96		15.42		16.22	16.30	15.34
12	15.93	15.69		15.47		15.94	16.02	15.48
13	16.13	15.31		15.83		16.08	16.13	15.13
14	15.80	15.71		15.50		15.79	16.62	15.08
15	15.90	15.71		15.46		16.51	16.29	15.25
16	15.60	15.68		15.29		16.31	16.20	15.56
17	15.63	15.68		15.45		16.99	22.73	15.88
18	15.76	15.39		15.44		17.19	17.10	15.27
19	16.05	15.91		18.02		16.40		15.58
20		15.65		19.50				15.86
21								



Heat 11 - Round 2 (10.5 Pro-Stock)

Pos	Car	Form	Name	Member Type	Car Make	Result	Ave	Best
1	1	F1	Jay Westwood	2009	Schumacher	21 / 306.92	14.61	14.39
2	5	F1	Ori Sohachevsky	2009	Schumacher	21 / 312.06	14.86	14.53
3	2	F1	Aaron Wearn	2009	Schumacher	20 / 303.94	15.19	14.61
4	7	F1	Matthew Quinlisk	2009	Hot Bodies	20 / 304.87	15.24	14.85
5	6	F1	John Zottl	2009	Xray	20 / 304.99	15.24	14.92
6	3	F1	Mark Sadler	2009	Schumacher	20 / 305.87	15.29	15.05
7	8		Craig Maher	2009	Xray	19 / 314.49	16.55	15.26
8	4	F1	Ben Cane	2009	Schumacher	10 / 157.54	15.75	14.74

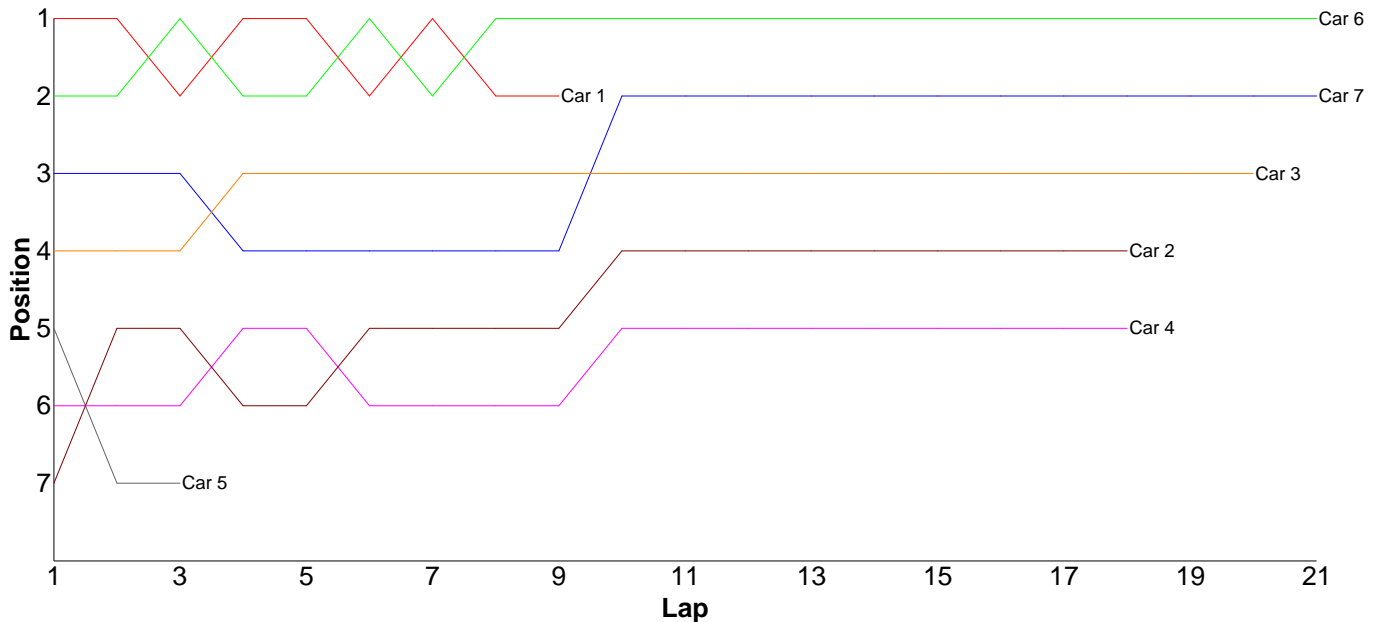
Lap	Car 1	Car 2	Car 3	Car 4	Car 5	Car 6	Car 7	Car 8
1	14.84	14.83	15.18	16.59	14.87	15.84	15.08	15.50
2	14.62	14.70	15.21	15.02	14.62	15.81	15.18	15.67
3	14.55	14.61	15.22	14.86	14.74	15.17	15.01	15.26
4	14.60	19.67	15.19	14.91	15.09	15.17	16.20	15.82
5	14.51	14.85	15.24	14.74	14.89	15.04	15.37	15.36
6	14.39	14.75	15.16	14.99	14.74	14.92	15.41	29.94
7	14.60	15.46	15.26	14.78	15.08	15.21	15.74	17.83
8	14.71	14.91	15.05	14.87	14.53	15.08	15.66	16.89
9	14.70	15.63	15.09	14.77	14.61	15.24	15.06	16.24
10	14.43	14.86	15.15	22.01	14.97	15.12	15.21	15.43
11	14.51	15.08	15.21		15.25	15.16	15.28	15.37
12	14.55	14.98	15.15		14.69	15.07	14.96	15.38
13	14.50	15.27	15.53		14.89	15.01	15.02	15.44
14	14.72	15.10	15.94		14.66	14.95	15.04	16.06
15	14.73	15.02	15.39		14.87	14.92	15.06	15.38
16	14.76	14.98	15.30		14.91	16.30	14.85	15.55
17	14.70	14.80	15.27		14.96	15.33	15.41	16.09
18	14.63	14.77	15.21		14.85	15.15	14.99	15.58
19	14.70	14.91	15.69		14.83	15.36	15.13	15.70
20	14.66	14.76	15.43		15.13	15.14	15.21	
21	14.51				14.88			
22								



Heat 12 - Round 2 (Modified)

Pos	Car	Form	Name	Member Type	Car Make	Result	Ave	Best
1	6		Paul Pinkney	G09A	Xray	21 / 307.80	14.65	14.27
2	7		Ashley Wiffen	G09A	Xray	21 / 313.74	14.94	14.40
3	3		Steven Fuller	G09A	Xray	20 / 312.23	15.61	14.57
4	2		Chris House	G09A	Xray	18 / 308.45	17.13	15.16
5	4		Chris O'donoghue	G09A	Xray	18 / 315.38	17.52	15.68
6	1		Glen Westwood	2009	Schumacher	9 / 131.83	14.64	14.23
7	5		Charlie Reardon	G09B	Xray	3 / 99.45	33.15	15.71

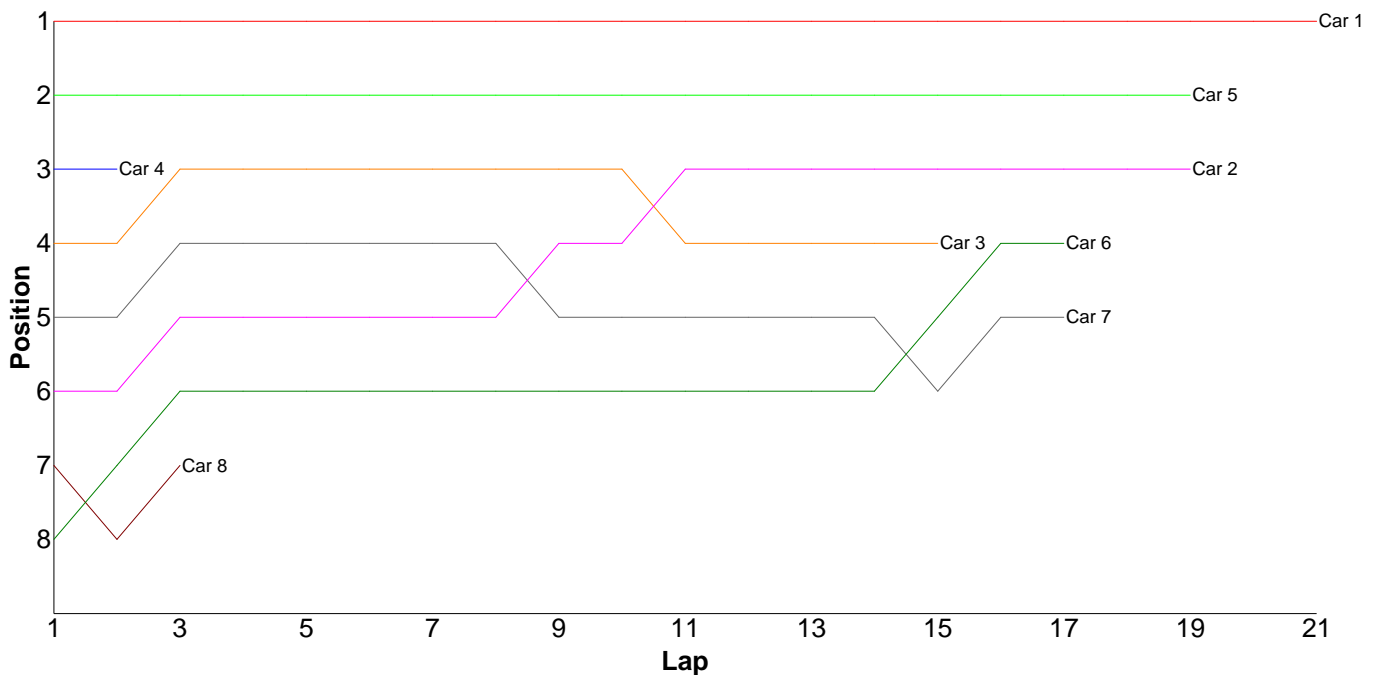
Lap	Car 1	Car 2	Car 3	Car 4	Car 5	Car 6	Car 7
1	14.29	18.30	15.31	16.36	15.71	14.40	14.76
2	14.53	15.95	15.45	18.16	19.62	14.52	14.73
3	14.40	15.64	15.24	21.96	64.12	14.27	14.40
4	14.23	29.19	15.54	18.75		14.36	19.15
5	14.49	16.70	15.21	18.72		14.44	15.13
6	14.38	17.12	15.16	20.29		14.29	14.64
7	14.37	15.16	15.01	16.51		14.50	14.96
8	16.04	17.23	15.06	16.18		14.61	14.86
9	15.10	18.26	14.57	20.16		14.39	14.80
10		18.41	19.06	16.91		14.53	14.44
11		16.11	15.47	16.90		15.15	14.41
12		15.77	15.18	16.99		14.84	15.06
13		15.78	15.34	17.48		15.26	14.75
14		16.56	20.33	16.02		14.99	14.76
15		15.46	15.47	16.40		14.83	15.10
16		15.47	14.98	15.68		14.60	14.50
17		15.53	14.94	15.70		14.75	14.49
18		15.81	14.91	16.21		14.54	14.47
19			14.85			14.74	14.65
20			15.15			15.19	14.61
21						14.60	15.07
22							



Heat 1 - Round 3 (IC Touring)

Pos	Car	Form	Name	Member Type	Car Make	Result	Ave	Best
1	1	F1	John Zottl	2009	Xray	21 / 310.34	14.77	14.20
2	5	F2	Mark Fagan	2009	Serpent	19 / 312.06	16.42	15.33
3	2		Adrian Poole	2009	Team Magic	19 / 312.25	16.43	14.58
4	6	F2	Colin Taggart	2009	Xray	17 / 315.07	18.53	15.40
5	7		Andrew Mills	2009	Mugen	17 / 317.96	18.70	16.34
6	3	F2	Les Mainwaring	2009	Mugen	15 / 265.78	17.71	16.53
7	8		Stephen Mills	2009	Xray	3 / 114.14	38.04	27.46
8	4	F2	Phillip Pullen	2009	Mugen	2 / 33.79	16.89	16.30

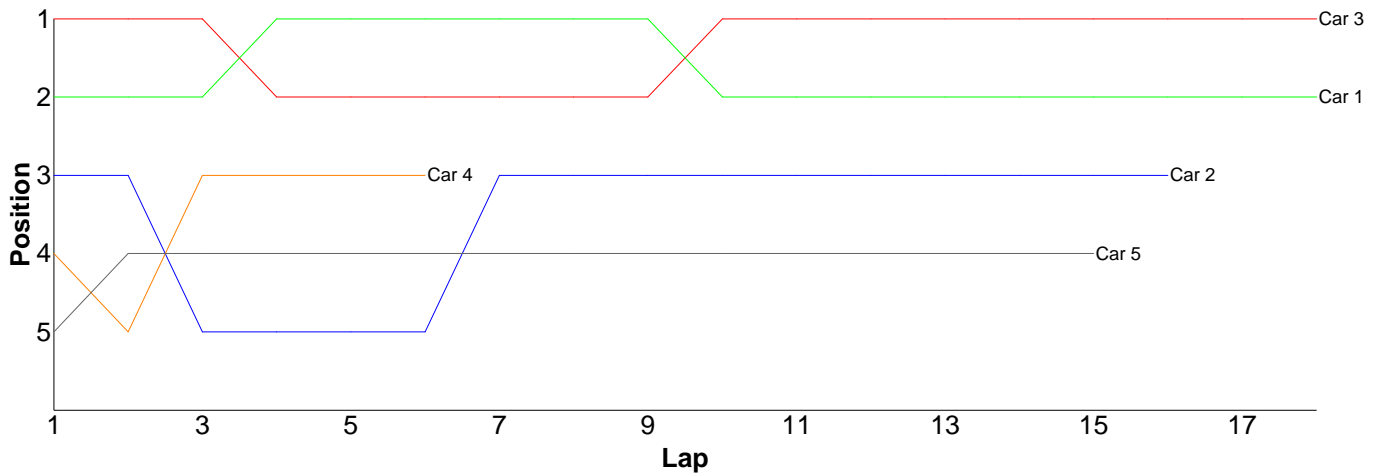
Lap	Car 1	Car 2	Car 3	Car 4	Car 5	Car 6	Car 7	Car 8
1	14.49	38.74	17.60	17.49	16.34	50.57	21.36	47.51
2	14.43	15.09	16.53	16.30	16.45	19.65	18.24	27.46
3	14.52	17.02	19.94		16.65	16.64	18.56	39.17
4	17.03	15.01	17.69		18.30	18.24	16.94	
5	15.77	17.27	18.13		15.89	15.96	21.97	
6	15.56	15.53	17.30		16.48	15.94	17.07	
7	14.94	15.11	16.75		17.51	15.96	17.17	
8	14.33	14.58	19.30		16.30	15.61	16.34	
9	14.35	14.62	16.83		16.07	16.27	16.57	
10	14.41	14.71	17.23		15.49	15.71	17.45	
11	15.13	14.79	17.34		16.27	15.58	19.31	
12	15.22	14.63	17.06		15.33	16.12	17.50	
13	14.32	14.77	17.20		15.66	15.96	17.47	
14	14.48	15.26	17.55		15.50	15.40	27.24	
15	14.61	15.21	19.33		15.85	16.24	17.51	
16	14.55	14.93			15.81	19.31	19.02	
17	14.20	14.80			15.95	15.91	18.24	
18	14.70	15.34			17.28			
19	14.67	14.84			18.93			
20	14.26							
21	14.37							
22								



Heat 2 - Round 3 (Formula GT)

Pos	Car	Form	Name	Member Type	Car Make	Result	Ave	Best
1	3	F3	Dave Skelton	2009	Associated	18 / 309.63	17.20	16.15
2	1	F3	Nigel Moss	2009	Calandra	18 / 312.56	17.36	16.15
3	2	F4	Jon Wilkins	2009	Associated	16 / 300.17	18.76	16.59
4	5		Damian Giddins	G09B	Associated	15 / 302.05	20.13	16.84
5	4	F4	Scott Stokes	2009	Tamiya	6 / 119.31	19.88	18.25

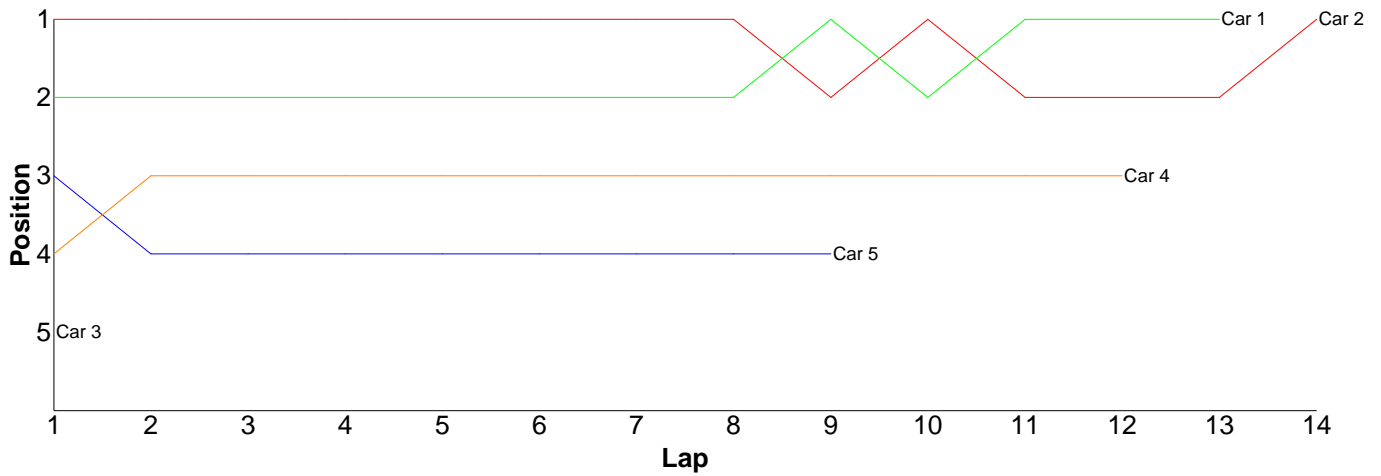
Lap	Car 1	Car 2	Car 3	Car 4	Car 5
1	17.63	18.34	16.82	19.62	21.49
2	16.55	17.73	16.15	21.04	17.57
3	16.15	39.21	16.35	18.25	28.53
4	21.61	16.90	24.39	19.04	22.03
5	16.62	16.72	17.30	22.52	17.37
6	16.50	18.65	16.20	18.84	19.61
7	16.56	16.69	18.08		18.30
8	16.37	16.96	17.09		16.99
9	16.26	17.56	16.82		19.37
10	23.38	17.78	16.70		17.18
11	19.56	16.59	16.97		16.84
12	16.87	16.95	16.51		19.46
13	16.31	16.76	16.56		22.62
14	16.22	19.64	16.63		24.36
15	16.36	16.92	16.74		20.33
16	16.84	16.77	16.96		
17	16.49		16.59		
18	16.28		16.77		
19					



Heat 3 - Round 3 (EP Sport)

Pos	Car	Form	Name	Member Type	Car Make	Result	Ave	Best
1	2		Matthew Mills (J)	2009	Xray	14 / 314.37	22.45	21.84
2	1		Jason Elliot	G09A	Tamiya	13 / 292.49	22.49	21.47
3	4		Hannah Carless (J)	2009	Tamiya	12 / 305.17	25.43	23.44
4	5		Jack Talbot (J)	2009	Xray	9 / 285.96	31.77	24.09
5	3		Bradley Killick (J)	08XX	Xray	1 / 40.39	40.39	40.39

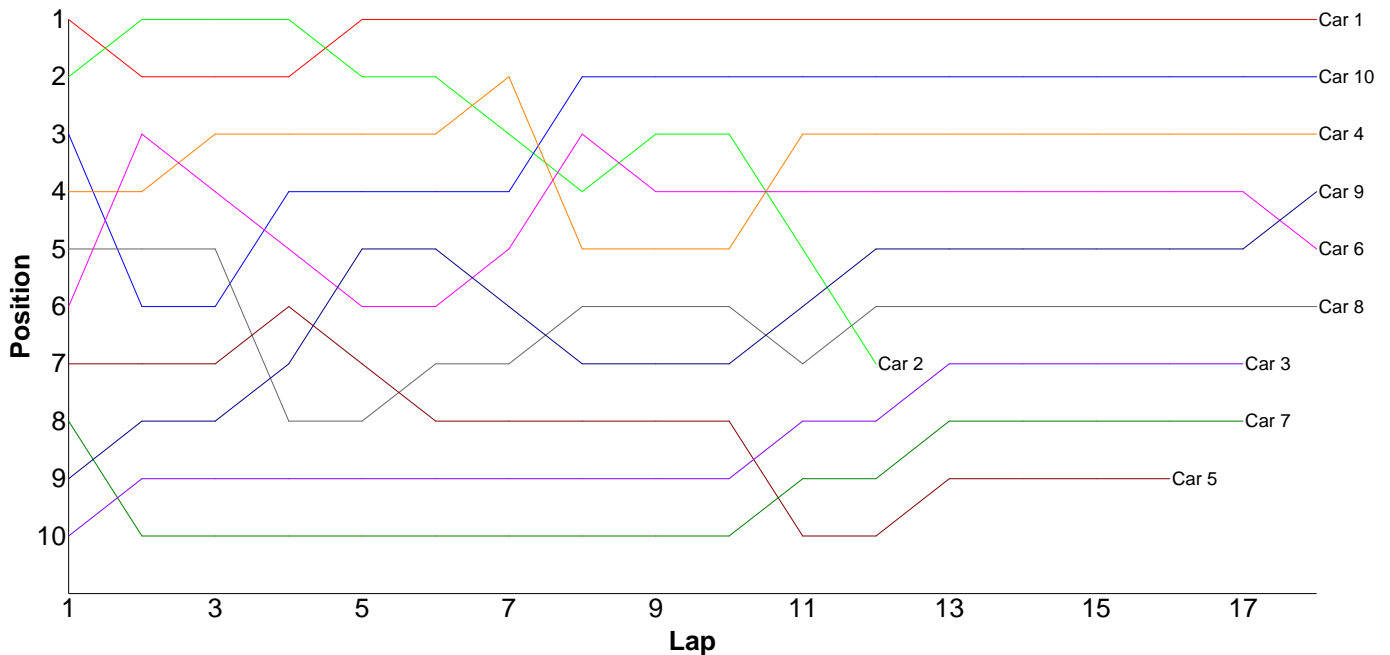
Lap	Car 1	Car 2	Car 3	Car 4	Car 5
1	22.75	22.61	40.39	28.31	28.12
2	22.69	22.56		24.84	41.26
3	23.46	22.13		26.15	33.37
4	23.01	22.58		25.83	29.19
5	22.90	23.91		24.37	34.92
6	22.12	22.64		25.43	38.12
7	22.78	22.27		26.20	30.16
8	22.03	22.91		23.81	24.09
9	21.47	21.93		25.57	26.73
10	22.94	22.45		26.52	
11	21.60	21.95		23.44	
12	22.11	22.27		24.70	
13	22.63	22.32			
14		21.84			
15					



Heat 5 - Round 3 (<Stock>)

Pos	Car	Form	Name	Member Type	Car Make	Result	Ave	Best
1	1		Jason Moggridge	G09A	Xray	18 / 295.99	16.44	15.82
2	10		Jack Gayler (J)	G09A	Schumacher	18 / 307.10	17.06	16.50
3	4	F1	Jon Wilkins	2009	Hot Bodies	18 / 311.46	17.30	16.07
4	9		Kyle Fuller (J)	G09A	Xray	18 / 313.30	17.40	16.86
5	6	F1	Ian Cairns	2009	Schumacher	18 / 316.73	17.59	16.51
6	8		Peter Harridence	G09A	Schumacher	18 / 320.08	17.78	16.21
7	3		Neil Pilkington	2009	Hot Bodies	17 / 303.84	17.87	16.58
8	7	F2	Craig Murrell (J)	2009	Xray	17 / 316.42	18.61	17.03
9	5	F2	Gary Fuller	2009	Xray	16 / 300.31	18.76	16.81
10	2	F1	Anthony Pedder	2009	Hot Bodies	12 / 214.58	17.88	16.05

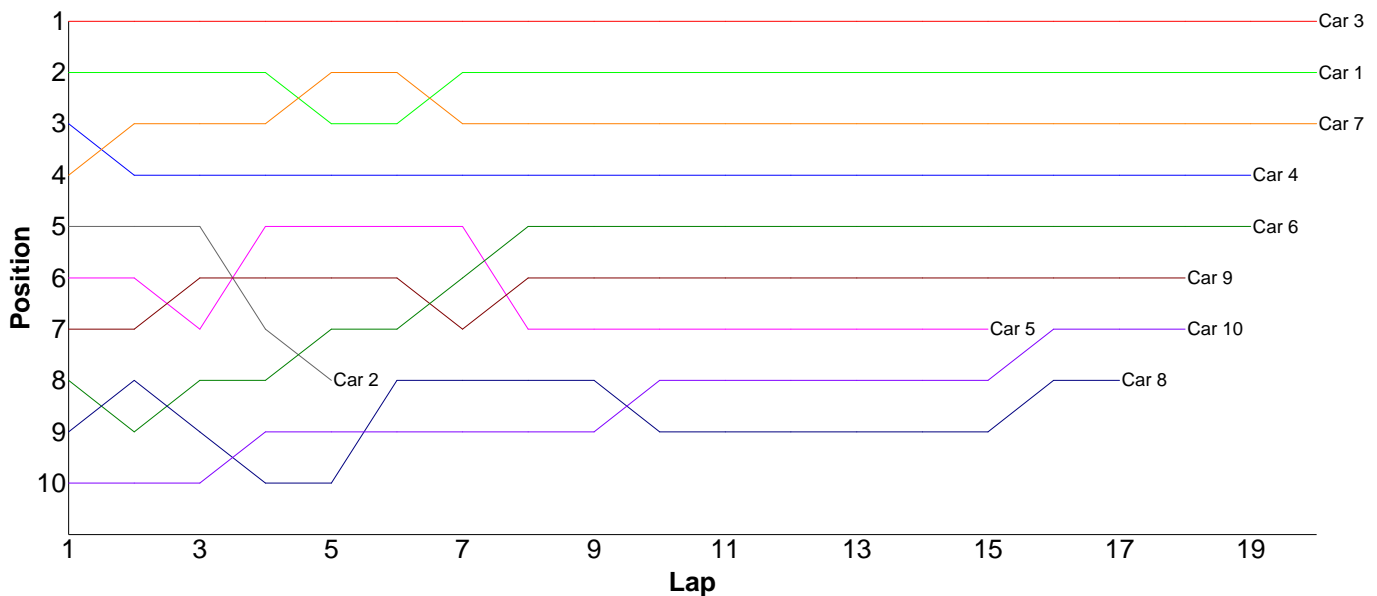
Lap	Car 1	Car 2	Car 3	Car 4	Car 5	Car 6	Car 7	Car 8	Car 9	Car 10
1	16.55	16.56	17.62	16.61	17.42	17.15	17.43	17.09	17.57	16.57
2	17.52	16.51	25.31	17.89	19.03	17.28	28.00	18.23	19.36	18.97
3	16.14	16.31	16.91	16.61	17.49	16.69	17.36	16.81	17.32	16.59
4	15.93	16.31	16.58	16.59	17.58	20.36	19.42	22.26	17.41	18.17
5	16.01	17.86	16.74	16.50	18.07	17.62	17.03	17.10	17.08	16.76
6	15.83	16.05	19.48	16.07	19.24	16.64	17.31	16.21	16.89	16.97
7	15.82	20.33	17.57	16.71	17.43	16.55	17.22	16.43	17.81	16.68
8	16.65	19.19	16.65	22.84	16.81	16.58	17.16	16.61	17.45	16.94
9	16.36	16.48	19.81	16.34	17.79	16.99	24.94	16.61	17.39	16.50
10	16.55	16.69	17.89	16.73	17.12	16.59	17.34	16.59	17.35	17.03
11	17.35	17.98	17.35	16.84	34.99	17.71	17.28	20.28	17.21	17.42
12	16.42	24.31	16.64	16.97	18.03	17.26	17.15	17.12	17.14	16.54
13	15.95		16.96	16.72	17.32	17.10	17.85	17.58	16.86	16.57
14	16.11		16.86	17.01	17.08	16.77	18.38	17.02	17.68	16.99
15	17.52		16.83	17.35	17.41	16.51	17.80	19.15	17.22	16.70
16	16.30		17.06	17.09	17.50	17.65	17.23	17.22	17.26	16.88
17	16.42		17.58	16.85		17.03	17.52	17.65	17.03	16.81
18	16.56			19.74		24.25		20.12	17.27	18.01
19										



Heat 6 - Round 3 (<Stock>)

Pos	Car	Form	Name	Member Type	Car Make	Result	Ave	Best
1	3	F1	Kieran Clift (J)	2009	Schumacher	20 / 312.88	15.64	15.43
2	1	F1	Graham Staples	2009	Xray	20 / 313.31	15.66	15.43
3	7		Phil Williams	G09A	Xray	20 / 315.19	15.75	15.45
4	4	F1	Joe Jenyavanija	2009	Tamiya	19 / 300.71	15.82	15.62
5	6	F2	Scott Hauser	2009	Xray	19 / 307.67	16.19	15.66
6	9	F1	Kevin Bissell	2009	Hot Bodies	18 / 307.12	17.06	16.17
7	10		Jamie Gill	2009	Yokomo	18 / 312.77	17.37	16.16
8	8	F2	Dave Skelton	2009	Xray	17 / 300.58	17.68	16.31
9	5		Remo Casadei	2009	Schumacher	15 / 260.03	17.33	15.56
10	2	F1	David Clift	2009		5 / 84.95	16.99	16.09

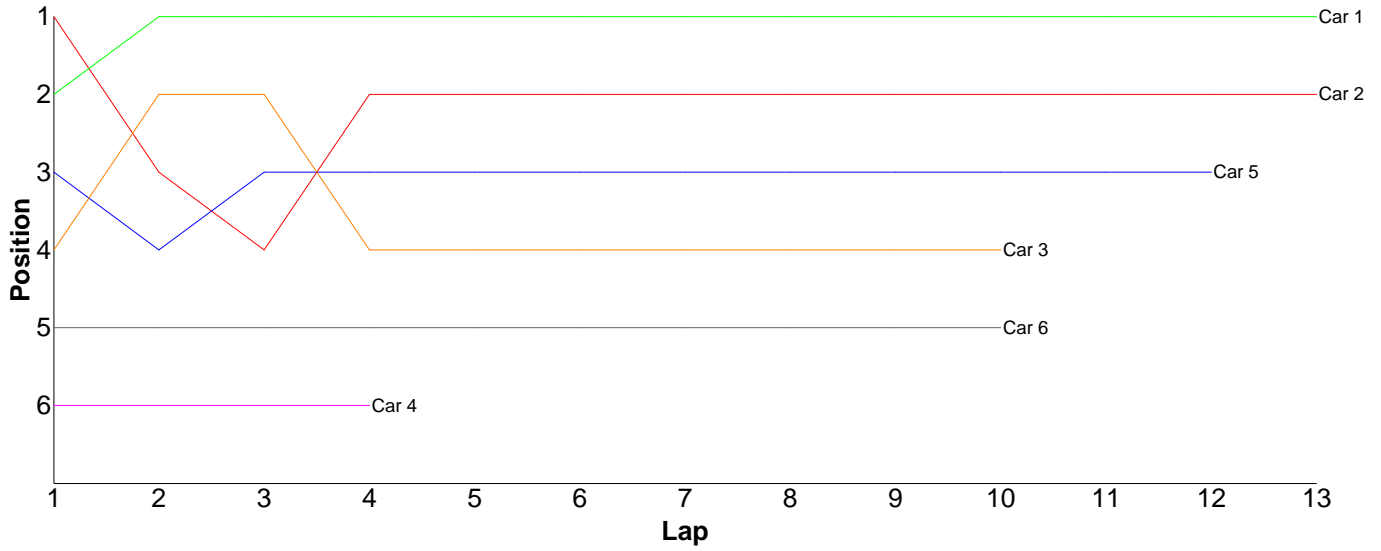
Lap	Car 1	Car 2	Car 3	Car 4	Car 5	Car 6	Car 7	Car 8	Car 9	Car 10
1	15.59	16.09	15.46	15.64	16.26	17.02	15.92	17.34	16.97	17.57
2	15.76	16.64	15.48	15.93	16.57	17.91	15.45	17.02	17.00	22.25
3	15.69	17.25	15.78	15.64	17.98	16.79	15.71	22.20	16.67	17.67
4	15.45	17.40	15.60	15.83	15.60	16.62	15.65	17.51	16.62	16.49
5	15.74	17.57	15.46	15.64	15.74	16.42	15.46	17.10	16.17	17.08
6	15.72		15.54	15.62	15.72	15.83	15.70	17.48	16.35	18.03
7	15.55		15.61	16.26	16.40	15.87	15.66	18.69	16.97	20.53
8	15.78		15.43	15.69	23.39	16.08	15.88	18.22	17.54	16.76
9	15.72		15.63	15.95	16.27	15.77	15.71	16.61	16.71	16.16
10	15.70		15.48	15.68	15.56	15.72	15.68	17.51	16.40	16.76
11	15.58		15.58	15.72	23.01	15.76	15.64	19.23	16.86	16.23
12	15.79		15.82	15.92	16.12	15.73	15.84	16.31	17.42	17.35
13	15.69		15.91	15.82	15.76	15.66	15.72	17.42	16.59	16.64
14	15.79		15.73	15.83	15.71	15.93	15.69	16.78	16.76	16.44
15	15.68		15.70	15.70	19.94	16.13	16.00	16.99	17.01	16.16
16	15.60		15.53	15.92		15.94	16.04	16.92	18.82	16.26
17	15.74		15.60	15.88		15.84	15.77	17.25	18.46	16.99
18	15.43		15.68	15.97		16.41	15.64		17.80	17.40
19	15.59		15.80	16.07		16.24	15.93			
20	15.72		16.06							
21										



Heat 7 - Round 3 (Bikes 1/5th)

Pos	Car	Form	Name	Member Type	Car Make	Result	Ave	Best
1	1		Dave Tims	2009		13 / 310.78	23.90	22.88
2	2		Matt Tims	2009		13 / 331.01	25.46	22.12
3	5	F2	Peter Chang	2009		12 / 317.74	26.47	25.00
4	3		Richard Blissett	G09A		10 / 305.23	30.52	26.27
5	6		Peter Wilson	G09A		10 / 311.05	31.10	26.34
6	4	F2	Matthew Book	2009		4 / 287.02	71.75	24.64

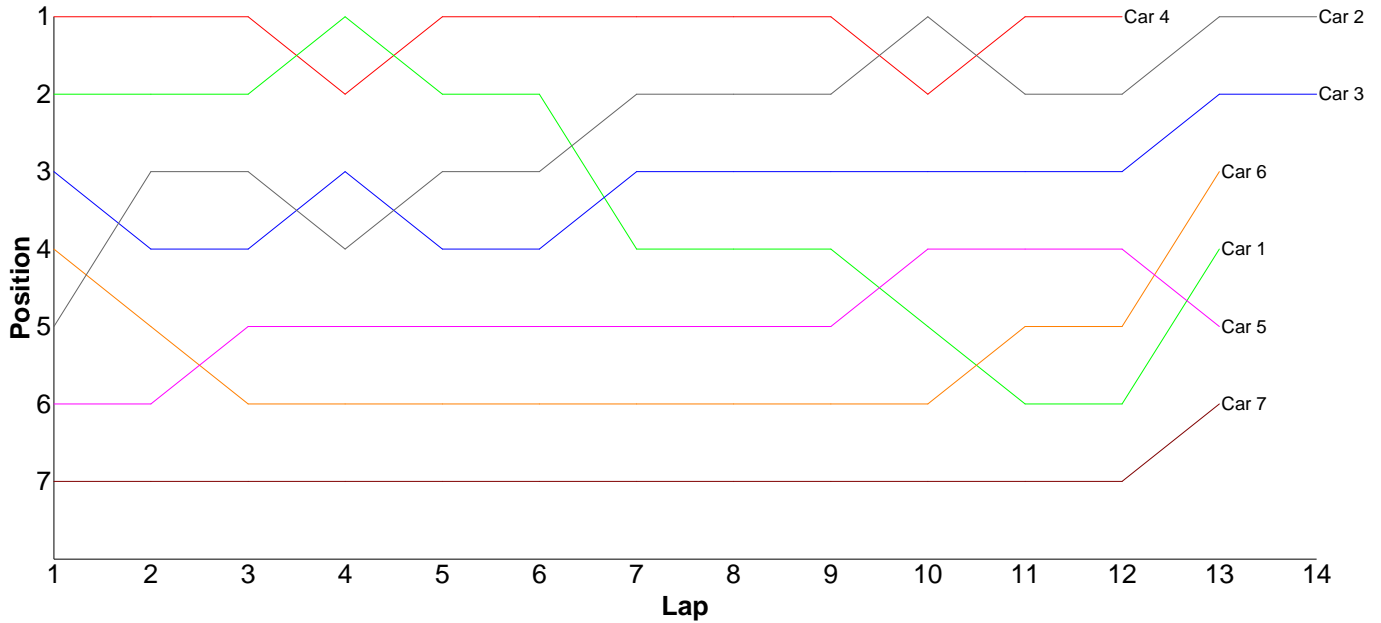
Lap	Car 1	Car 2	Car 3	Car 4	Car 5	Car 6
1	23.58	22.95	26.50	211.29	26.11	47.27
2	24.02	31.99	26.27	25.28	29.97	39.27
3	24.12	27.16	26.63	24.64	25.32	30.47
4	24.17	28.44	34.78	25.81	30.82	26.94
5	22.88	23.04	27.27		25.00	26.69
6	23.32	22.63	26.82		26.23	27.02
7	23.17	22.12	31.12		25.84	28.18
8	28.07	25.89	51.78		25.50	26.34
9	23.62	28.24	27.31		26.00	31.96
10	23.25	22.38	26.75		25.17	26.91
11	23.51	22.92			25.26	
12	23.38	22.14			26.52	
13	23.69	31.11				
14						



Heat 8 - Round 3 (Bikes 1/5th)

Pos	Car	Form	Name	Member Type	Car Make	Result	Ave	Best
1	2		Simon Lancaster	G09A		14 / 307.36	21.95	20.82
2	3	F1	Steve Leake	2009		14 / 309.36	22.09	21.35
3	6	F2	Chris Groom	2009		13 / 302.46	23.26	21.44
4	1	F1	Roki Read	2009		13 / 302.86	23.29	20.54
5	5	F1	Andy Carless	2009		13 / 310.76	23.90	22.27
6	7	F2	Dave Richards	2009		13 / 321.19	24.70	22.27
7	4		Darren Johnson	2009		12 / 260.72	21.72	19.75

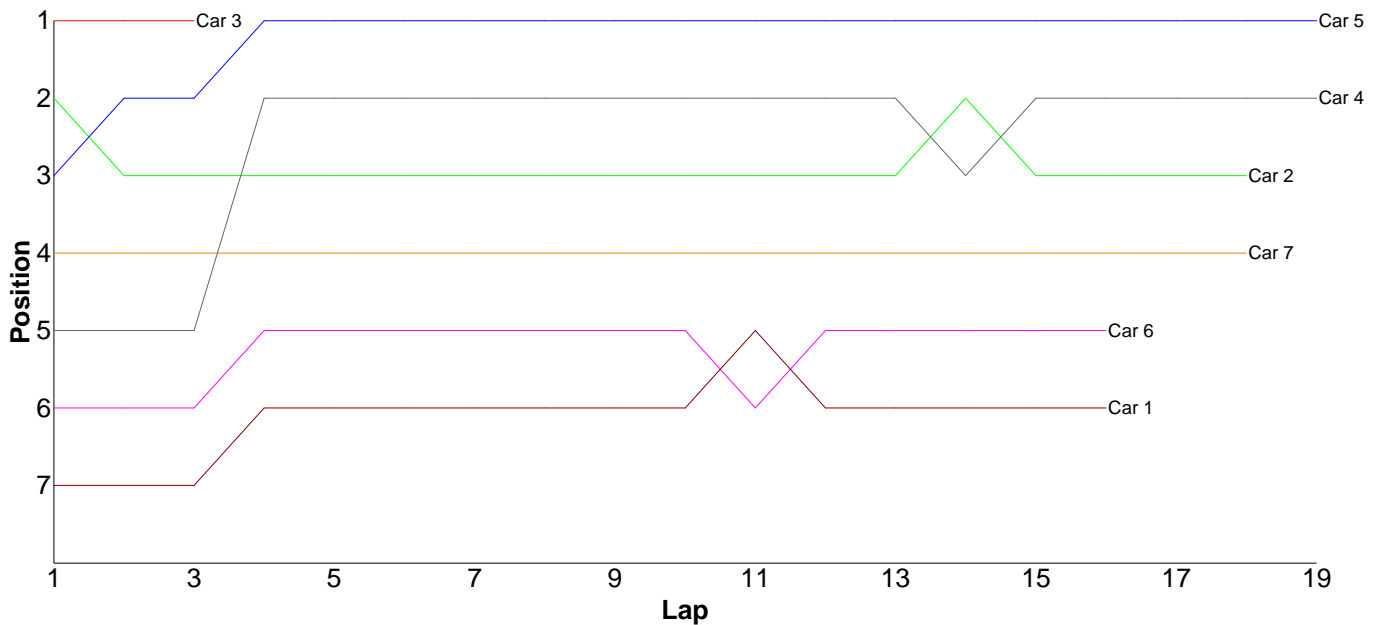
Lap	Car 1	Car 2	Car 3	Car 4	Car 5	Car 6	Car 7
1	21.17	22.19	21.75	20.02	24.78	22.06	32.62
2	22.46	21.48	22.07	20.00	22.58	22.32	22.64
3	20.54	21.70	21.75	20.14	23.23	26.70	24.63
4	22.36	21.96	21.35	26.63	22.27	22.63	22.95
5	21.95	21.57	22.35	19.75	23.04	23.11	26.24
6	20.69	21.17	21.86	20.06	23.85	24.04	22.79
7	26.86	21.75	21.88	20.05	22.53	22.43	23.16
8	21.25	20.82	22.80	20.48	22.53	26.00	28.44
9	23.94	21.89	22.02	20.35	22.72	22.64	22.51
10	32.58	25.93	22.95	33.23	22.88	23.56	23.00
11	27.54	21.98	21.76	20.13	23.80	22.57	23.19
12	20.98	21.66	22.85	19.88	22.80	22.96	26.75
13	20.54	21.88	21.63		33.75	21.44	22.27
14		21.38	22.34				
15							



Heat 9 - Round 3 (10.5 Pro-Stock)

Pos	Car	Form	Name	Member Type	Car Make	Result	Ave	Best
1	5		Daniel Booker	G09A	Tamiya	19 / 312.13	16.42	15.66
2	4		Tony Watts	G09A	Xray	19 / 314.37	16.54	15.61
3	2		Damian Giddins	G09A	Xray	18 / 301.05	16.72	15.68
4	7		Craig Cambell	G09A	Xray	18 / 307.56	17.08	16.08
5	6		Stephen Mills	2009	Hot Bodies	16 / 301.41	18.83	17.67
6	1		Richard Young	G09A	Xray	16 / 303.26	18.95	16.35
7	3		Spencer Jones	G09A	Xray	3 / 46.59	15.53	15.29

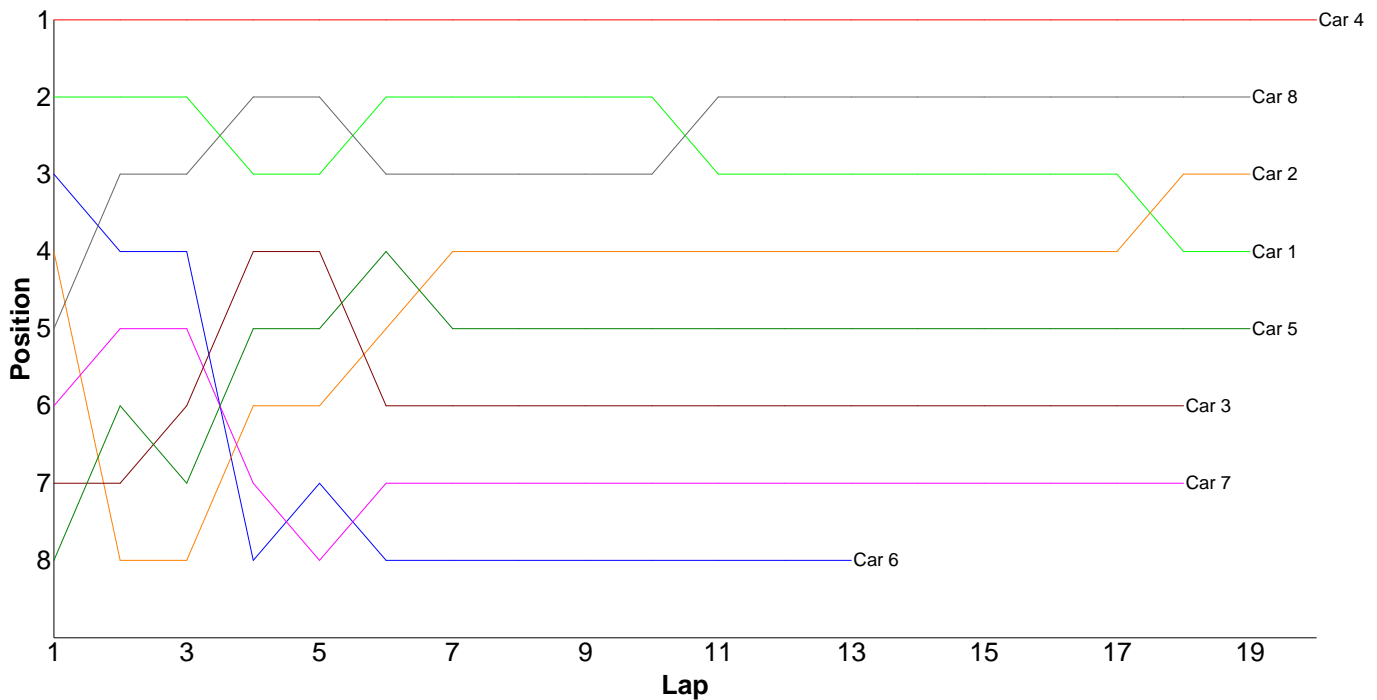
Lap	Car 1	Car 2	Car 3	Car 4	Car 5	Car 6	Car 7
1	22.64	17.02	15.67	18.15	17.66	18.49	17.72
2	18.65	16.60	15.29	17.18	15.73	18.21	17.12
3	30.14	17.92	15.63	16.49	16.36	18.65	16.78
4	17.36	18.46		16.89	16.03	18.57	18.71
5	16.58	16.90		15.94	15.81	17.67	17.13
6	16.59	16.01		15.61	15.66	18.00	17.13
7	16.77	17.26		16.02	15.96	17.98	19.09
8	16.35	15.68		15.76	15.66	19.18	16.44
9	16.40	18.60		19.59	15.74	20.85	16.41
10	17.52	15.79		16.27	16.37	19.40	16.47
11	17.34	16.02		15.90	16.67	21.28	18.51
12	25.97	15.79		17.34	16.72	18.50	16.85
13	18.73	15.89		16.21	16.03	18.85	17.32
14	18.53	15.93		17.41	16.72	19.43	16.14
15	17.01	18.29		15.74	16.62	17.90	16.85
16	16.68	17.22		16.26	17.58	18.45	16.42
17		15.78		15.77	16.94		16.08
18		15.89		15.81	17.17		16.39
19				16.03	16.70		
20							



Heat 10 - Round 3 (10.5 Pro-Stock)

Pos	Car	Form	Name	Member Type	Car Make	Result	Ave	Best
1	4	F1	Jamie Vassallo	2009	Schumacher	20 / 312.54	15.62	15.41
2	8	F1	Nick Adams	2009	Tamiya	19 / 300.04	15.79	15.13
3	2	F1	Brian Killick	2009	Xray	19 / 305.77	16.09	15.48
4	1	F2	Tony Foster	2009	Xray	19 / 307.77	16.19	15.60
5	5	F2	Neil Talbot	2009	Xray	19 / 317.19	16.69	15.87
6	3		David Johnson	2009	Schumacher	18 / 300.56	16.69	15.83
7	7	F2	Phillip Pullen	2009	HPI	18 / 309.39	17.18	15.91
8	6		Dain Gayler	G09A	Schumacher	13 / 317.15	24.39	15.79

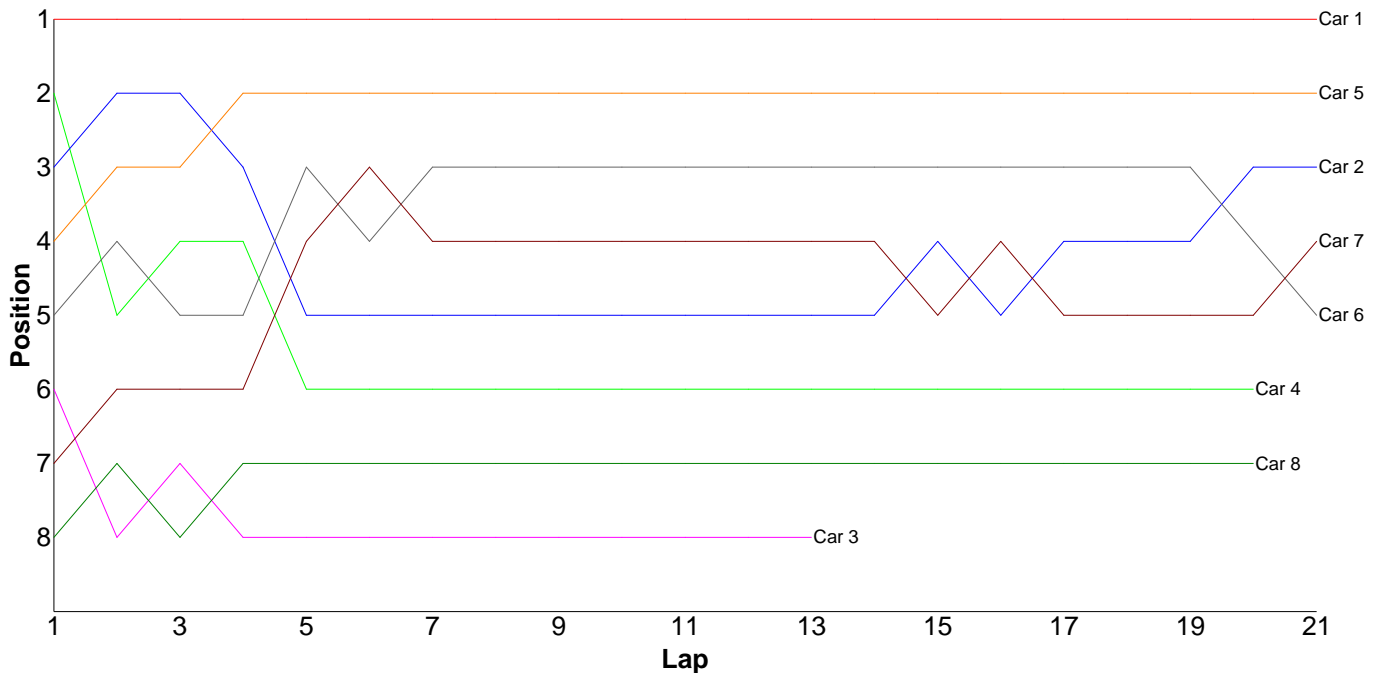
Lap	Car 1	Car 2	Car 3	Car 4	Car 5	Car 6	Car 7	Car 8
1	15.60	16.11	16.94	15.53	17.11	15.79	16.22	16.12
2	15.64	20.67	17.04	15.57	16.86	16.30	16.56	15.29
3	15.86	16.71	16.49	15.73	16.99	16.51	16.44	15.92
4	15.88	15.89	16.33	15.48	16.56	27.00	22.78	15.51
5	16.23	16.03	16.55	15.57	16.44	20.04	23.69	15.30
6	15.89	15.71	18.17	15.44	16.70	20.94	16.91	17.77
7	15.65	15.98	16.81	15.41	16.55	17.22	16.73	15.37
8	16.02	15.60	18.62	15.46	16.66	18.82	16.12	15.70
9	15.97	15.49	16.25	15.61	16.60	21.38	16.54	16.35
10	15.94	15.70	16.21	15.99	16.53	17.89	16.50	15.46
11	16.09	15.66	16.07	15.76	17.39	19.63	16.37	15.97
12	16.10	15.52	16.69	16.07	16.25	80.99	16.19	15.53
13	16.45	15.59	17.11	15.61	16.65	24.64	16.37	16.44
14	16.13	15.84	17.34	15.80	16.24		16.26	16.58
15	15.86	15.84	16.08	15.60	16.30		16.26	15.91
16	15.95	15.48	15.83	15.47	16.65		15.91	15.30
17	16.03	16.13	16.08	15.50	16.18		16.38	15.15
18	19.63	15.90	15.95	15.54	15.87		17.16	15.13
19	16.85	15.92		15.50	18.66			15.24
20				15.90				
21								



Heat 11 - Round 3 (10.5 Pro-Stock)

Pos	Car	Form	Name	Member Type	Car Make	Result	Ave	Best
1	1	F1	Jay Westwood	2009	Schumacher	21 / 307.00	14.61	14.34
2	5	F1	Ori Sohachevsky	2009	Schumacher	21 / 312.25	14.86	14.44
3	2	F1	Aaron Wearn	2009	Schumacher	21 / 314.50	14.97	14.68
4	7	F1	Matthew Quinlisk	2009	Hot Bodies	21 / 314.80	14.99	14.79
5	6	F1	John Zottl	2009	Xray	21 / 314.89	14.99	14.73
6	4	F1	Ben Cane	2009	Schumacher	20 / 301.96	15.09	14.73
7	8		Craig Maher	2009	Xray	20 / 306.22	15.31	15.02
8	3	F1	Mark Sadler	2009	Schumacher	13 / 210.77	16.21	15.02

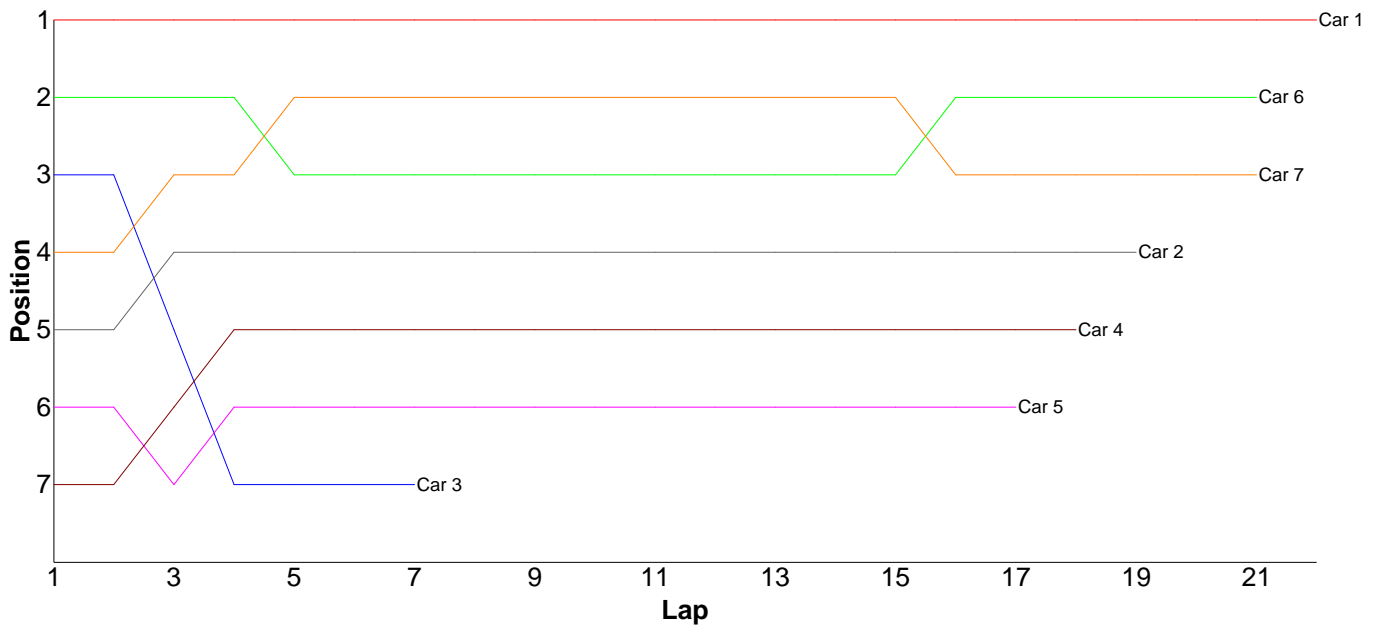
Lap	Car 1	Car 2	Car 3	Car 4	Car 5	Car 6	Car 7	Car 8
1	14.48	14.82	15.24	14.73	15.09	15.21	15.31	15.51
2	14.34	14.68	16.02	15.31	14.66	14.75	15.02	15.68
3	14.60	14.78	15.02	14.85	14.60	15.28	14.96	15.19
4	14.81	14.82	19.41	15.12	14.44	15.02	15.00	15.35
5	14.47	16.53	15.13	15.95	14.46	14.97	14.98	15.09
6	14.63	15.11	15.79	15.11	14.94	15.07	14.96	15.20
7	14.61	14.94	15.02	14.93	14.73	14.73	14.98	15.29
8	14.57	14.76	15.69	14.97	14.46	14.97	14.86	15.42
9	14.75	14.94	15.98	14.96	15.15	15.05	15.05	15.22
10	14.59	14.99	15.72	14.87	14.83	14.84	15.00	15.70
11	14.53	14.84	15.26	14.95	16.02	14.88	14.79	15.23
12	14.71	14.80	15.08	15.20	15.10	14.84	15.03	15.02
13	14.49	14.99	21.41	15.10	14.80	14.91	15.04	15.13
14	14.70	14.94		14.79	14.88	14.92	14.94	15.25
15	14.60	14.94		15.02	14.79	14.86	15.05	15.26
16	14.82	15.05		15.00	14.81	15.00	14.89	15.27
17	14.70	14.84		15.05	14.75	14.96	15.01	15.26
18	14.60	14.82		15.70	15.01	14.92	15.06	15.03
19	14.66	14.88		15.06	15.01	15.24	15.11	15.26
20	14.72	14.97		15.29	14.70	15.26	14.85	15.86
21	14.62	15.06			15.02	15.21	14.91	
22								



Heat 12 - Round 3 (Modified)

Pos	Car	Form	Name	Member Type	Car Make	Result	Ave	Best
1	1		Glen Westwood	2009	Schumacher	22 / 308.59	14.02	13.51
2	6		Paul Pinkney	G09A	Xray	21 / 307.99	14.66	14.24
3	7		Ashley Wiffen	G09A	Xray	21 / 309.27	14.72	14.30
4	2		Chris House	G09A	Xray	19 / 300.37	15.80	15.19
5	4		Chris O'donoghue	G09A	Xray	18 / 308.46	17.13	15.79
6	5		Charlie Reardon	G09B	Xray	17 / 308.32	18.13	15.47
7	3		Steven Fuller	G09A	Xray	7 / 194.41	27.77	14.59

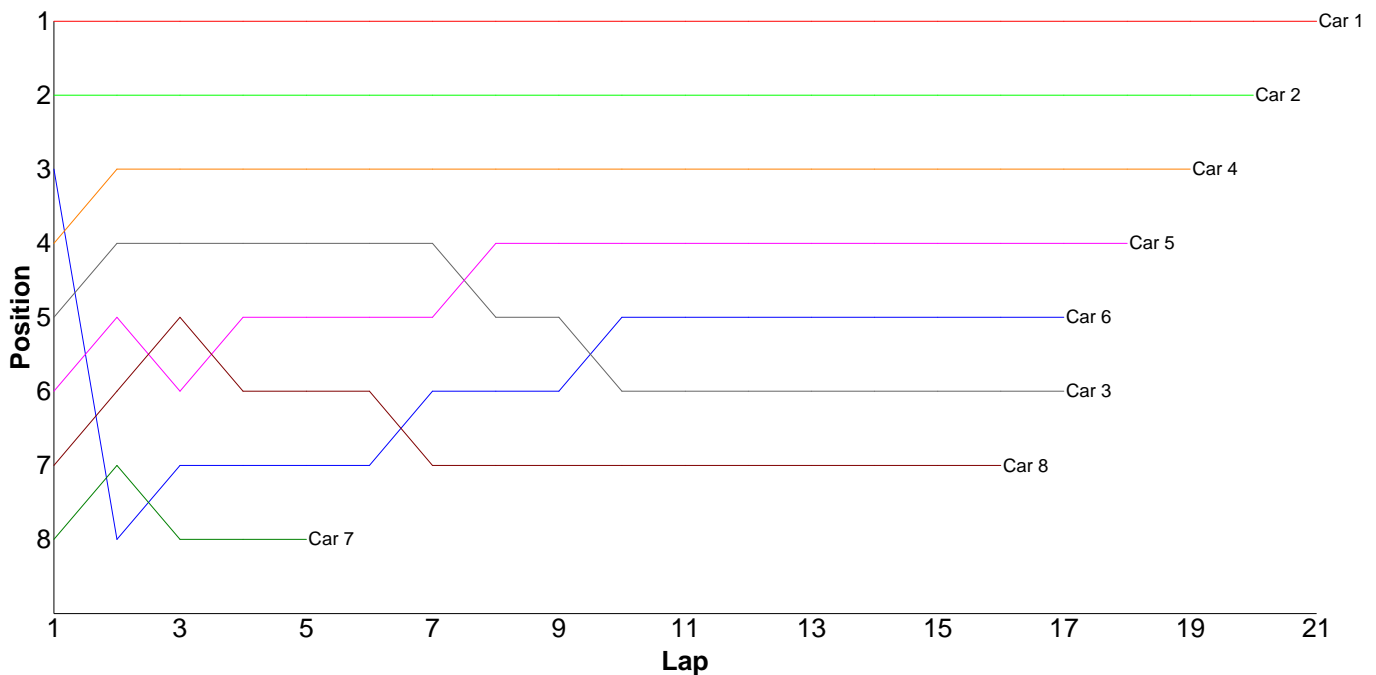
Lap	Car 1	Car 2	Car 3	Car 4	Car 5	Car 6	Car 7
1	13.51	15.96	14.59	19.13	16.20	14.24	15.12
2	13.82	15.45	14.80	17.02	15.83	14.28	14.65
3	13.82	15.69	23.28	17.34	25.27	14.51	14.34
4	13.69	15.19	29.72	16.89	16.93	14.45	14.30
5	13.81	15.20	75.57	16.06	24.96	16.40	14.36
6	14.02	15.93	17.78	16.41	16.28	14.78	14.68
7	13.91	15.33	18.67	16.77	15.90	14.51	14.41
8	13.80	15.49		16.06	16.60	14.67	14.80
9	14.16	15.25		15.93	15.78	14.55	14.51
10	13.87	15.32		18.32	15.47	14.48	14.48
11	14.00	15.43		17.18	15.66	14.72	14.74
12	13.81	15.89		17.47	18.33	14.56	14.36
13	14.25	18.52		18.04	18.81	14.64	14.84
14	13.93	18.54		17.45	21.18	14.87	15.60
15	13.95	15.30		18.81	22.39	14.57	14.66
16	13.96	15.40		17.18	16.56	14.82	15.37
17	13.69	15.19		16.61	16.17	14.42	14.42
18	13.96	15.40		15.79		14.54	14.83
19	13.85	15.89				14.58	14.98
20	13.95					14.80	14.81
21	16.46					14.60	15.01
22	14.37						
23							



Heat 1 - Round 4 (IC Touring)

Pos	Car	Form	Name	Member Type	Car Make	Result	Ave	Best
1	1	F1	John Zottl	2009	Xray	21 / 321.27	15.29	14.20
2	2		Adrian Poole	2009	Team Magic	20 / 309.90	15.49	14.73
3	4	F2	Phillip Pullen	2009	Mugen	19 / 310.78	16.35	15.09
4	5	F2	Mark Fagan	2009	Serpent	18 / 306.85	17.04	15.50
5	6	F2	Colin Taggart	2009	Xray	17 / 302.02	17.76	15.56
6	3	F2	Les Mainwaring	2009	Mugen	17 / 305.87	17.99	16.19
7	8		Stephen Mills	2009	Xray	16 / 317.54	19.84	17.29
8	7		Andrew Mills	2009	Mugen	5 / 129.10	25.82	22.07

Lap	Car 1	Car 2	Car 3	Car 4	Car 5	Car 6	Car 7	Car 8
1	15.03	15.83	17.69	16.96	17.88	16.40	22.07	19.76
2	14.69	15.08	16.57	16.26	17.08	31.72	22.52	17.74
3	15.45	15.16	17.35	18.32	22.58	16.64	23.48	17.73
4	14.91	15.30	16.28	15.97	15.80	17.65	35.18	18.26
5	14.39	15.54	16.27	15.48	15.66	15.90	25.85	21.13
6	16.38	14.73	16.43	16.62	15.72	16.97		17.29
7	14.51	14.82	19.30	15.09	15.85	15.56		20.80
8	14.33	14.76	17.71	18.71	16.98	17.10		26.87
9	14.20	15.75	21.00	16.42	19.53	15.71		17.93
10	16.02	15.63	24.74	15.40	16.64	15.71		21.76
11	16.38	15.36	21.58	15.22	16.00	18.40		24.44
12	14.36	15.43	16.93	17.47	20.01	16.11		20.91
13	15.41	15.33	17.00	16.19	16.02	16.04		17.59
14	14.90	15.28	16.19	18.83	15.89	16.03		17.88
15	14.58	16.58	17.10	15.69	15.96	24.17		19.52
16	15.41	14.91	16.75	15.67	16.13	16.10		17.93
17	14.66	19.29	16.98	15.64	15.50	15.81		
18	14.38	15.24		15.20	17.62			
19	14.23	14.82		15.64				
20	15.12	15.06						
21	21.93							
22								

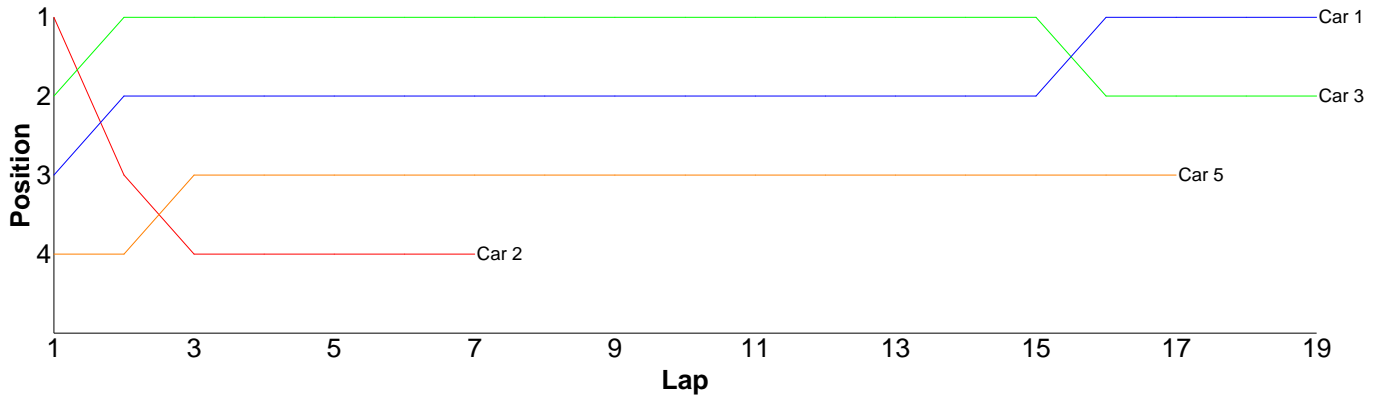


Heat 2 - Round 4 (Formula GT)

Pos	Car	Form	Name	Member Type	Car Make	Result	Ave	Best
1	1	F3	Nigel Moss	2009	Calandra	19 / 312.89	16.46	16.18
2	3	F3	Dave Skelton	2009	Associated	19 / 316.51	16.65	15.98
3	5		Damian Giddins	G09B	Associated	17 / 314.26	18.48	16.53
4	2	F4	Jon Wilkins	2009	Associated	7 / 256.00	36.57	16.85
5	4	F4	Scott Stokes	2009	Tamiya	0 / 0.00	0.00	0.00

Lap	Car 1	Car 2	Car 3	Car 4	Car 5
-----	-------	-------	-------	-------	-------

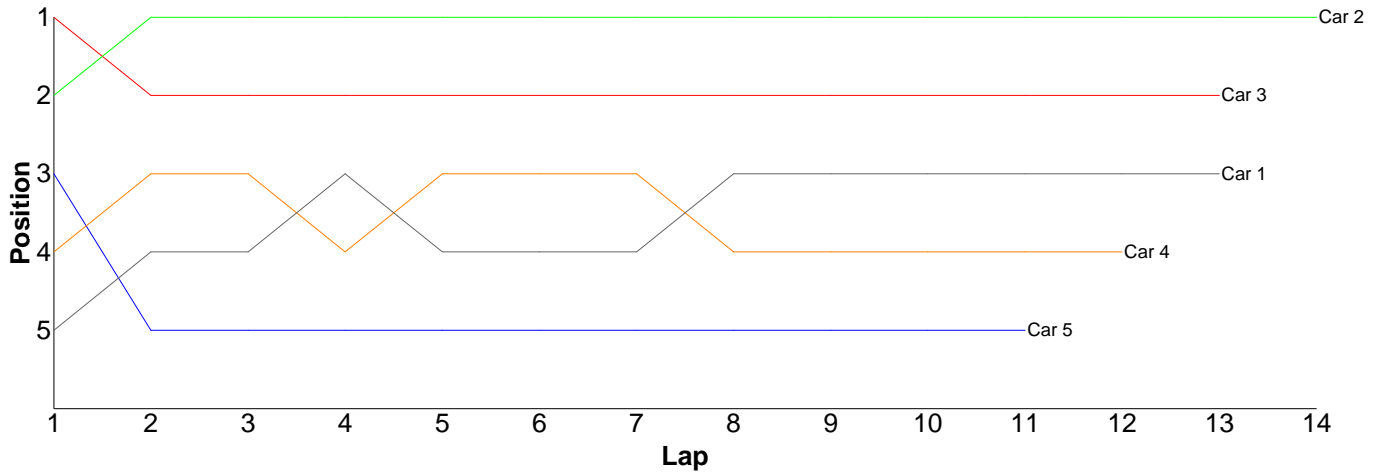
1	17.14	16.85	17.08		21.58
2	16.46	16.85	16.06		17.81
3	16.36	23.29	16.28		17.29
4	16.33	21.24	16.03		17.18
5	16.25	24.97	16.51		17.53
6	16.33	19.54	16.60		18.02
7	16.58	133.26	16.43		19.37
8	16.26		16.40		21.80
9	16.18		16.33		17.67
10	16.29		16.02		17.03
11	16.41		15.98		17.10
12	16.46		16.50		16.53
13	16.51		16.82		23.35
14	16.37		16.52		20.32
15	16.52		16.33		17.73
16	16.48		18.45		16.86
17	16.64		18.02		17.09
18	16.67		17.13		
19	16.65		17.02		
20					



Heat 3 - Round 4 (EP Sport)

Pos	Car	Form	Name	Member Type	Car Make	Result	Ave	Best
1	2		Matthew Mills (J)	2009	Xray	14 / 313.22	22.37	21.56
2	3		Bradley Killick (J)	08XX	Xray	13 / 300.20	23.09	22.14
3	1		Jason Elliot	G09A	Tamiya	13 / 320.70	24.66	22.74
4	4		Hannah Carless (J)	2009	Tamiya	12 / 302.02	25.16	22.94
5	5		Jack Talbot (J)	2009	Xray	11 / 319.01	29.00	25.89

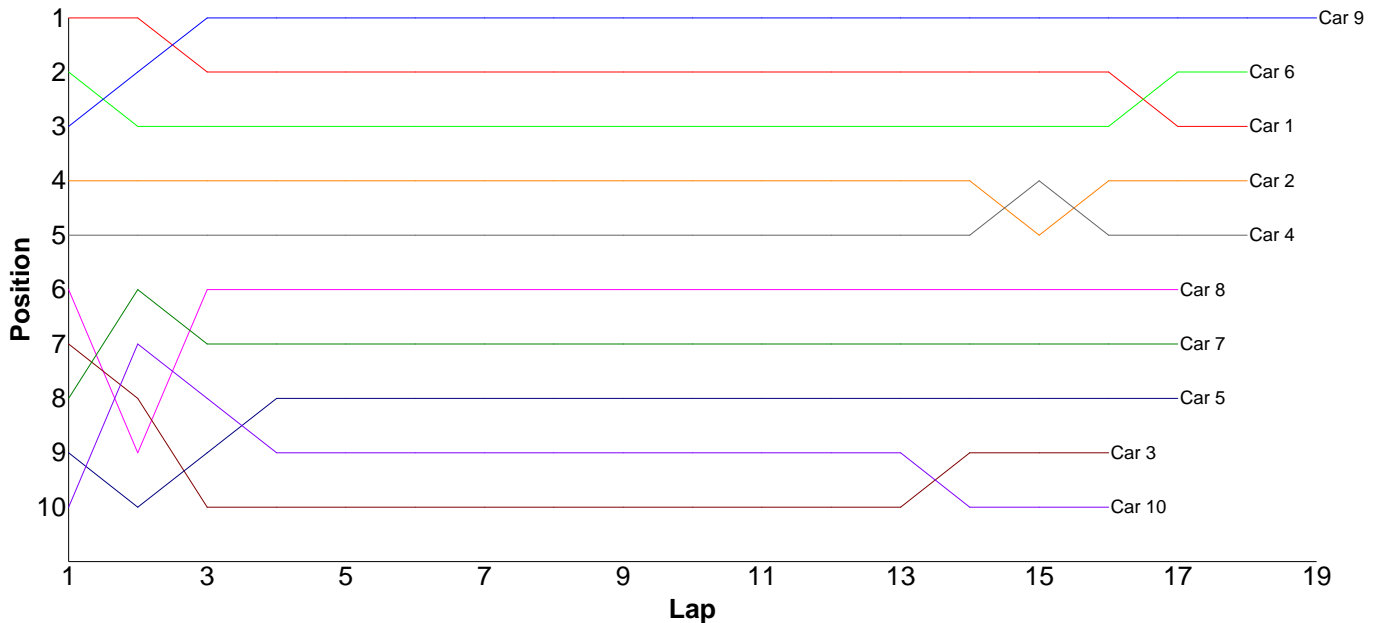
Lap	Car 1	Car 2	Car 3	Car 4	Car 5
1	27.75	23.38	23.03	26.78	26.68
2	26.81	22.07	22.66	24.66	43.43
3	22.75	21.97	23.52	25.19	27.05
4	24.10	22.16	24.08	24.92	32.84
5	29.62	22.36	24.99	25.22	26.28
6	22.74	22.86	22.81	24.62	30.40
7	25.81	22.36	22.14	26.20	27.19
8	24.04	21.87	22.47	27.37	25.89
9	23.32	21.56	23.43	24.74	26.80
10	23.43	22.26	23.59	22.94	26.51
11	23.36	22.48	22.40	24.98	25.94
12	23.12	23.26	22.60	24.40	
13	23.85	22.42	22.48		
14		22.21			
15					



Heat 4 - Round 4 (<Stock>)

Pos	Car	Form	Name	Class	Member Type	Car Make	Result	Ave
1	9		Spencer Jones	13.5 Stock	G09A	Xray	19 / 311.56	16.39
2	6	F2	James Davis	13.5 Stock	2009	Tamiya	18 / 305.74	16.98
3	1		Mason Sadler (J)	13.5 Stock	G09A	Hot Bodies	18 / 308.31	17.12
4	2	F1	Scott Hauser	17.5 Stock	2009	Xray	18 / 312.09	17.33
5	4	F2	Scott Stokes	13.5 Stock	2009	Xray	18 / 313.48	17.41
6	8	F2	Kieran Stokes (J)	13.5 Stock	2009	Xray	17 / 300.84	17.69
7	7	F2	Chris Bradshaw	13.5 Stock	2009	Xray	17 / 311.45	18.32
8	5	F2	Mick Barnes	13.5 Stock	2009	Xray	17 / 312.40	18.37
9	3	F2	Robin Francis	13.5 Stock	2009	Hot Bodies	16 / 304.51	19.03
10	10		David Booker	17.5 Stock	G09A	Tamiya	16 / 307.10	19.19

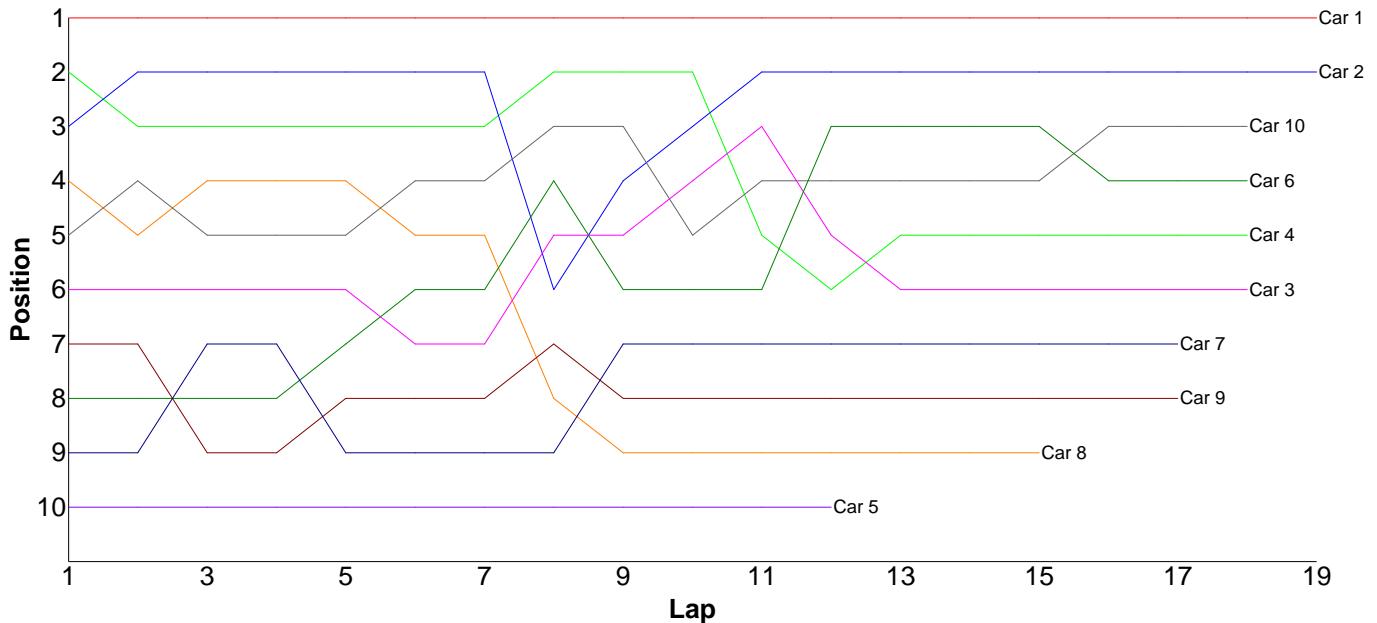
Lap	Car 1	Car 2	Car 3	Car 4	Car 5	Car 6	Car 7	Car 8	Car 9	Car 10
1	16.03	16.69	17.41	16.82	18.20	16.57	17.93	17.14	16.66	18.92
2	16.56	16.67	20.13	17.44	20.81	16.70	17.73	20.49	16.11	18.06
3	16.23	16.71	26.45	17.15	18.71	16.40	19.92	17.77	15.89	18.87
4	17.08	17.16	22.28	17.09	19.23	16.61	19.30	17.03	16.45	25.03
5	16.73	17.27	18.03	18.24	18.98	16.61	17.60	16.95	16.44	18.91
6	17.45	17.12	20.50	17.32	18.62	17.41	17.27	16.55	17.12	18.32
7	16.69	17.24	17.45	17.62	18.50	17.29	17.32	17.31	16.25	18.41
8	17.56	19.53	19.85	17.33	17.79	17.47	17.74	17.01	16.19	19.47
9	16.82	18.08	20.37	18.08	17.91	17.02	18.75	17.92	16.77	19.22
10	17.22	17.05	17.11	16.98	17.47	16.97	17.71	21.26	16.54	18.26
11	17.23	17.22	17.86	17.32	19.04	16.86	17.38	17.72	16.19	20.19
12	16.45	16.99	17.12	16.92	17.90	16.77	17.58	17.26	16.24	18.07
13	16.89	17.15	17.10	17.36	17.65	18.26	18.07	17.99	16.31	18.76
14	16.62	17.35	17.68	17.38	17.80	16.89	17.47	17.36	16.26	19.26
15	16.30	18.32	18.05	17.19	18.14	17.03	21.17	16.89	16.30	18.89
16	16.68	17.15	17.12	17.84	17.41	16.64	18.67	17.27	16.49	18.46
17	23.43	17.22		17.93	18.24	17.53	19.84	16.92	16.53	
18	16.34	17.17		17.47		16.71			16.54	
19									16.28	
20										



Heat 5 - Round 4 (<Stock>)

Pos	Car	Form	Name	Member Type	Car Make	Result	Ave	Best
1	1		Jason Moggridge	G09A	Xray	19 / 307.59	16.18	15.73
2	5	F2	Gary Fuller	2009	Xray	19 / 313.39	16.49	17.03
3	2	F1	Anthony Pedder	2009	Hot Bodies	19 / 316.58	16.66	16.09
4	10		Jack Gayler (J)	G09A	Schumacher	18 / 303.84	16.88	16.29
5	6	F1	Ian Cairns	2009	Schumacher	18 / 305.42	16.96	16.51
6	4	F1	Jon Wilkins	2009	Hot Bodies	18 / 312.85	17.38	16.28
7	3		Neil Pilkington	2009	Hot Bodies	18 / 315.52	17.52	16.67
8	7	F2	Craig Murrell (J)	2009	Xray	17 / 302.96	17.82	16.56
9	9		Kyle Fuller (J)	G09A	Xray	17 / 310.13	18.24	17.08
10	8		Peter Harridence	G09A	Schumacher	15 / 304.39	20.29	16.51

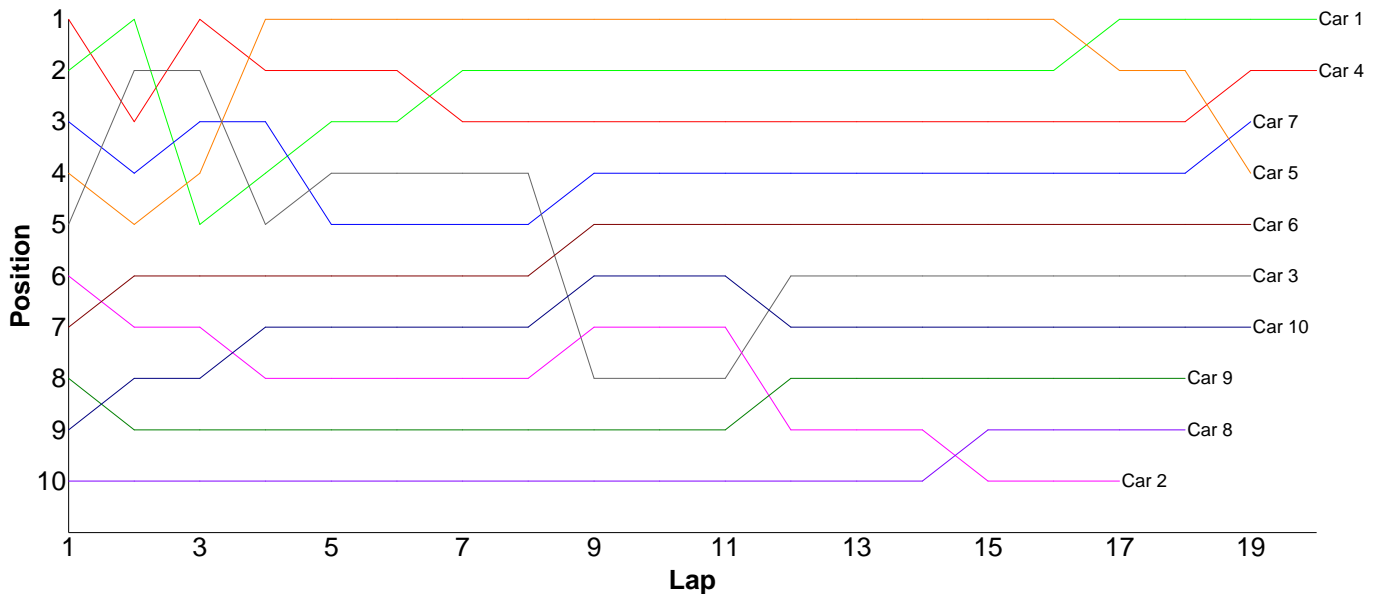
Lap	Car 1	Car 2	Car 3	Car 4	Car 5	Car 6	Car 7	Car 8	Car 9	Car 10
1	16.04	16.48	16.93	16.34	68.79	17.36	17.47	16.58	17.27	16.61
2	15.90	16.12	17.32	16.36	17.17	17.54	17.45	17.52	17.17	16.72
3	16.14	16.18	16.94	16.28	17.03	16.85	16.74	16.51	17.68	17.47
4	16.05	16.09	16.94	16.55	17.44	16.59	16.56	16.58	21.17	16.70
5	16.02	17.65	16.74	17.80	51.65	16.80	27.26	16.54	17.35	17.15
6	16.45	16.53	16.79	16.34	37.12	16.51	17.84	17.46	18.10	16.32
7	15.90	16.46	16.67	16.36	17.44	16.58	16.91	16.52	17.30	16.42
8	15.93	19.53	16.69	16.90	17.29	16.58	17.01	26.70	17.08	16.29
9	16.07	16.51	16.70	16.94	17.30	17.87	16.87	38.47	25.69	17.79
10	15.80	16.68	17.33	16.89	17.55	17.28	17.89	20.69	18.30	17.69
11	15.73	16.50	17.09	20.05	17.24	16.88	18.00	19.39	18.08	17.20
12	16.40	16.64	20.26	20.24	17.37	16.76	17.52	20.69	17.66	18.27
13	17.04	16.31	22.40	21.38		16.74	16.89	26.30	17.27	16.50
14	16.20	16.59	17.15	16.76		16.68	17.07	17.35	17.75	16.37
15	16.51	16.53	17.77	17.27		16.81	16.88	17.09	17.13	16.53
16	16.14	16.45	16.95	16.72		17.14	17.27		17.68	16.64
17	17.11	16.18	17.44	16.78		16.97	17.33		17.45	16.59
18	16.02	16.34	17.41	16.89		17.48				16.58
19	16.14	16.81								
20										



Heat 6 - Round 4 (<Stock>)

Pos	Car	Form	Name	Member Type	Car Make	Result	Ave	Best
1	1	F1	Graham Staples	2009	Xray	20 / 314.82	15.74	15.27
2	4	F1	Joe Jenyavanija	2009	Tamiya	20 / 316.41	15.82	15.40
3	7		Phil Williams	G09A	Xray	19 / 301.96	15.89	15.41
4	5		Remo Casadei	2009	Schumacher	19 / 305.12	16.05	15.03
5	6	F2	Scott Hauser	2009	Xray	19 / 305.99	16.10	15.73
6	3	F1	Kieran Clift (J)	2009	Schumacher	19 / 312.76	16.46	15.31
7	10		Jamie Gill	2009	Yokomo	19 / 314.67	16.56	15.84
8	9	F1	Kevin Bissell	2009	Hot Bodies	18 / 307.76	17.09	16.34
9	8	F2	Dave Skelton	2009	Xray	18 / 313.57	17.42	16.34
10	2	F1	David Clift	2009		17 / 302.20	17.77	15.98

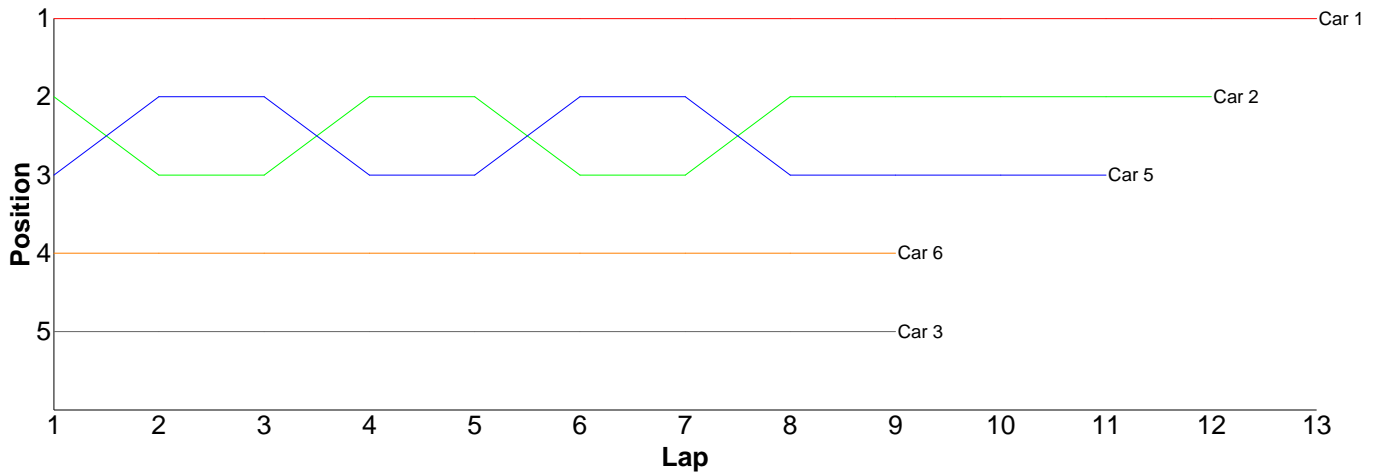
Lap	Car 1	Car 2	Car 3	Car 4	Car 5	Car 6	Car 7	Car 8	Car 9	Car 10
1	15.70	15.98	15.89	15.62	15.81	16.10	15.79	17.13	16.42	16.79
2	15.44	16.43	15.31	15.58	15.51	16.08	15.41	16.80	16.37	15.96
3	15.90	16.35	15.55	15.51	15.56	16.02	15.57	16.34	16.83	16.27
4	15.45	16.14	15.75	15.62	15.32	16.67	15.71	18.59	16.34	15.86
5	15.62	16.74	15.84	15.60	15.03	16.08	17.55	18.85	18.32	16.19
6	15.27	16.18	16.69	15.40	15.35	15.83	15.95	17.05	17.20	16.09
7	15.64	16.54	16.14	15.89	15.43	15.73	15.80	20.70	18.35	15.84
8	15.45	17.72	15.84	15.71	15.42	15.79	15.62	16.67	18.53	16.25
9	15.42	16.25	22.97	16.02	15.86	16.02	16.17	17.45	16.63	18.17
10	16.30	16.29	15.86	15.74	15.28	16.18	15.68	16.97	16.50	16.20
11	15.76	16.45	15.67	15.55	15.38	16.00	15.65	17.28	17.20	17.43
12	15.46	27.56	15.70	15.89	15.71	16.25	16.04	18.39	16.85	16.29
13	15.50	17.38	15.90	15.81	15.57	16.18	15.70	17.13	16.35	17.56
14	15.88	16.63	15.96	15.97	15.99	15.80	15.75	17.45	16.80	16.52
15	15.57	22.80	15.70	16.00	15.93	16.46	15.81	16.74	16.56	17.07
16	15.70	19.64	16.08	15.90	15.49	16.27	16.09	16.79	16.62	16.04
17	15.62	17.12	16.79	16.08	18.69	16.03	15.86	16.64	16.84	16.23
18	15.78		18.94	15.72	15.77	16.20	15.68	16.60	19.05	16.25
19	15.61		16.18	16.15	22.02	16.30	16.13			17.66
20	17.75			16.65						
21										



Heat 7 - Round 4 (Bikes 1/5th)

Pos	Car	Form	Name	Member Type	Car Make	Result	Ave	Best
1	1		Dave Tims	2009		13 / 317.56	24.42	22.62
2	2		Matt Tims	2009		12 / 310.23	25.85	22.24
3	5	F2	Peter Chang	2009		11 / 308.78	28.07	24.99
4	6		Peter Wilson	G09A		9 / 291.57	32.39	26.69
5	3		Richard Blissett	G09A		9 / 301.10	33.45	24.74
6	4	F2	Matthew Book	2009		0 / 0.00	0.00	0.00

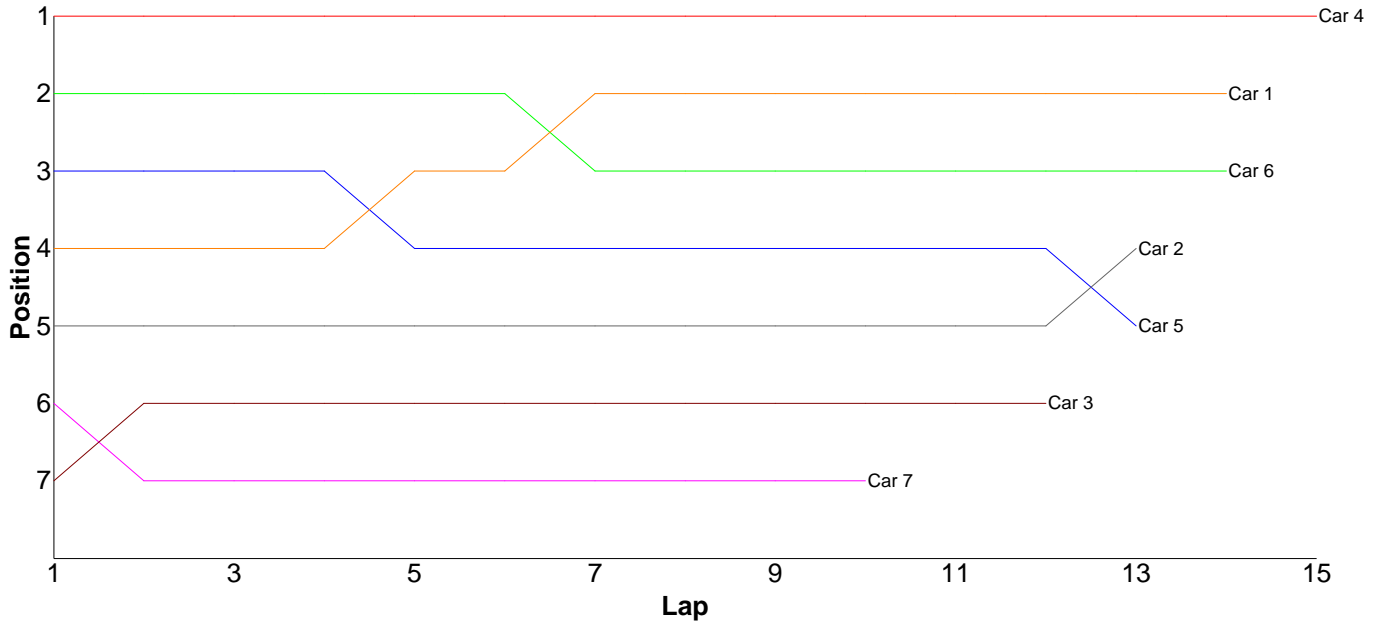
Lap	Car 1	Car 2	Car 3	Car 4	Car 5	Car 6
1	22.62	23.37	60.87		25.32	31.27
2	23.33	30.26	31.06		25.42	32.73
3	23.62	22.51	30.64		24.99	38.29
4	23.85	23.54	24.74		30.49	31.58
5	26.11	28.92	26.11		26.21	27.50
6	24.47	29.66	28.97		25.82	26.69
7	23.10	30.62	41.21		28.25	38.46
8	23.49	22.84	31.01		37.00	32.94
9	27.27	23.73	26.49		26.43	32.11
10	28.10	29.84			31.61	
11	24.74	22.70			27.24	
12	23.61	22.24				
13	23.25					
14						



Heat 8 - Round 4 (Bikes 1/5th)

Pos	Car	Form	Name	Member Type	Car Make	Result	Ave	Best
1	4		Darren Johnson	2009		15 / 307.95	20.53	20.14
2	1	F1	Roki Read	2009		14 / 311.23	22.23	20.44
3	6	F2	Chris Groom	2009		14 / 320.66	22.90	22.24
4	2		Simon Lancaster	G09A		13 / 313.75	24.13	20.85
5	5	F1	Andy Carless	2009		13 / 313.88	24.14	22.19
6	3	F1	Steve Leake	2009		12 / 300.88	25.07	21.05
7	7	F2	Dave Richards	2009		10 / 300.07	30.00	21.68

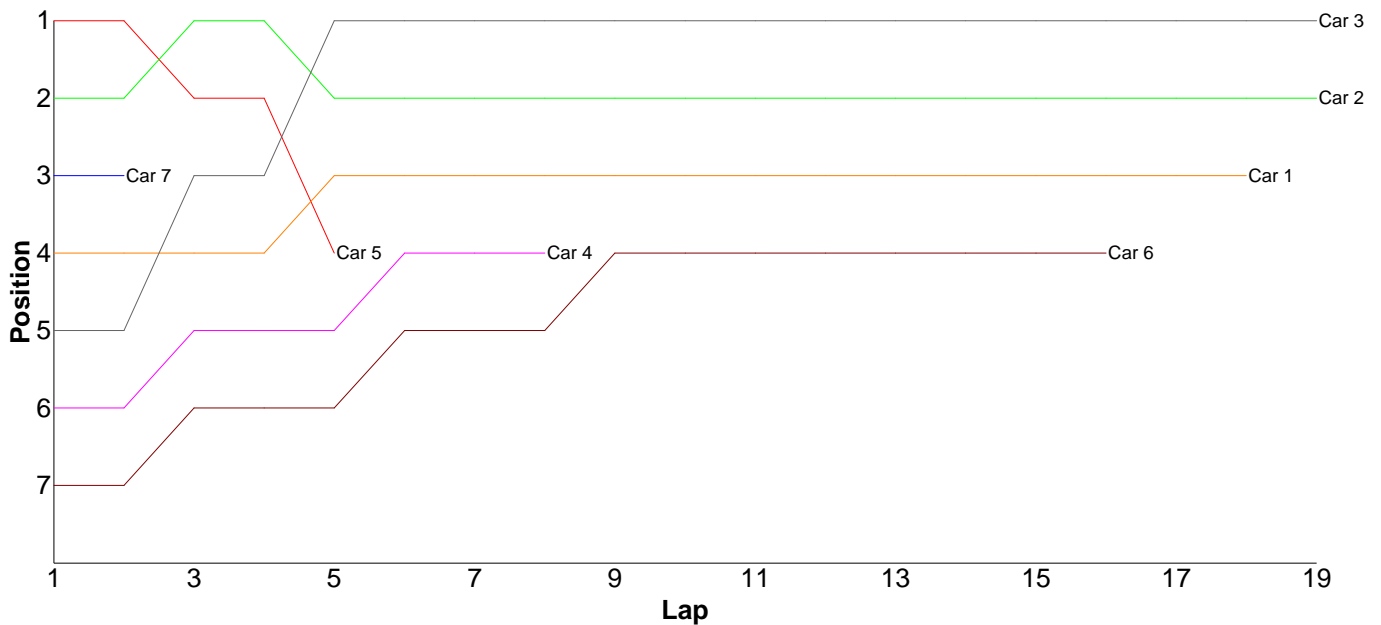
Lap	Car 1	Car 2	Car 3	Car 4	Car 5	Car 6	Car 7
1	26.91	28.99	59.13	20.52	23.79	23.04	54.74
2	25.35	30.45	22.19	20.77	22.81	22.51	27.16
3	22.24	29.56	21.33	21.47	24.46	22.98	22.42
4	21.16	26.78	21.86	20.21	22.81	22.36	26.25
5	20.97	21.73	21.54	20.43	22.82	23.62	21.68
6	21.72	22.08	21.24	21.63	22.56	22.41	21.94
7	20.57	21.46	25.84	20.20	23.57	22.24	22.39
8	20.77	23.43	21.68	20.14	23.57	22.25	28.88
9	21.23	21.24	21.63	20.24	23.52	23.31	35.70
10	25.84	21.22	22.29	20.26	26.18	23.39	38.91
11	21.18	24.91	21.10	20.39	22.19	22.79	
12	21.59	21.05	21.05	20.83	23.44	23.72	
13	20.44	20.85		20.42	32.16	22.79	
14	21.26			20.23		23.25	
15				20.21			
16							



Heat 9 - Round 4 (10.5 Pro-Stock)

Pos	Car	Form	Name	Member Type	Car Make	Result	Ave	Best
1	3		Spencer Jones	G09A	Xray	19 / 308.10	16.21	15.74
2	2		Damian Giddins	G09A	Xray	19 / 309.44	16.28	15.77
3	1		Richard Young	G09A	Xray	18 / 305.26	16.95	16.09
4	6		Stephen Mills	2009	Hot Bodies	16 / 304.91	19.05	17.60
5	4		Tony Watts	G09A	Xray	8 / 148.99	18.62	16.01
6	5		Daniel Booker	G09A	Tamiya	5 / 89.60	17.92	15.55
7	7		Craig Cambell	G09A	Xray	2 / 33.71	16.85	16.75

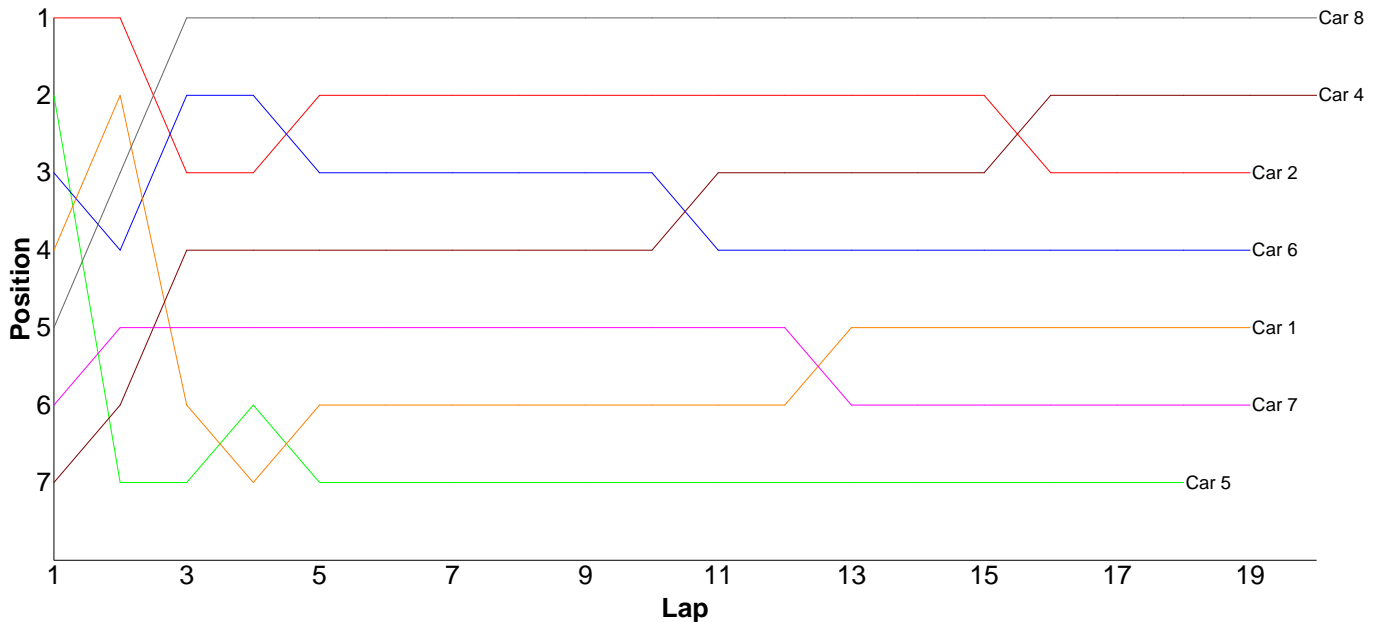
Lap	Car 1	Car 2	Car 3	Car 4	Car 5	Car 6	Car 7
1	16.97	16.33	17.98	22.30	15.55	29.79	16.75
2	17.39	16.41	16.45	16.64	16.83	20.32	16.96
3	16.83	16.52	16.57	23.33	17.36	18.33	
4	16.60	16.13	15.87	16.57	15.80	17.82	
5	19.31	18.33	15.83	16.32	24.06	18.58	
6	16.95	16.25	15.85	16.01		18.10	
7	16.40	15.85	16.06	16.23		18.22	
8	16.37	16.32	15.95	21.59		17.98	
9	17.19	16.35	15.82			17.61	
10	16.66	16.16	15.74			19.87	
11	16.37	16.13	16.88			17.96	
12	16.09	16.64	15.90			18.13	
13	16.39	16.20	16.13			17.60	
14	16.76	15.82	15.99			18.44	
15	16.23	16.10	16.96			18.48	
16	17.19	15.94	16.08			17.68	
17	16.89	16.03	15.90				
18	18.67	15.77	16.06				
19		16.16	16.08				
20							



Heat 10 - Round 4 (10.5 Pro-Stock)

Pos	Car	Form	Name	Member Type	Car Make	Result	Ave	Best
1	8	F1	Nick Adams	2009	Tamiya	20 / 308.12	15.40	15.08
2	4	F1	Jamie Vassallo	2009	Schumacher	20 / 313.16	15.65	15.11
3	2	F1	Brian Killick	2009	Xray	19 / 300.32	15.80	15.31
4	6		Dain Gayler	G09A	Schumacher	19 / 303.94	15.99	15.69
5	1	F2	Tony Foster	2009	Xray	19 / 311.64	16.40	15.59
6	7	F2	Phillip Pullen	2009	HPI	19 / 313.89	16.52	15.97
7	5	F2	Neil Talbot	2009	Xray	18 / 301.60	16.75	15.88
8	3		David Johnson	2009	Schumacher	0 / 0.00	0.00	0.00

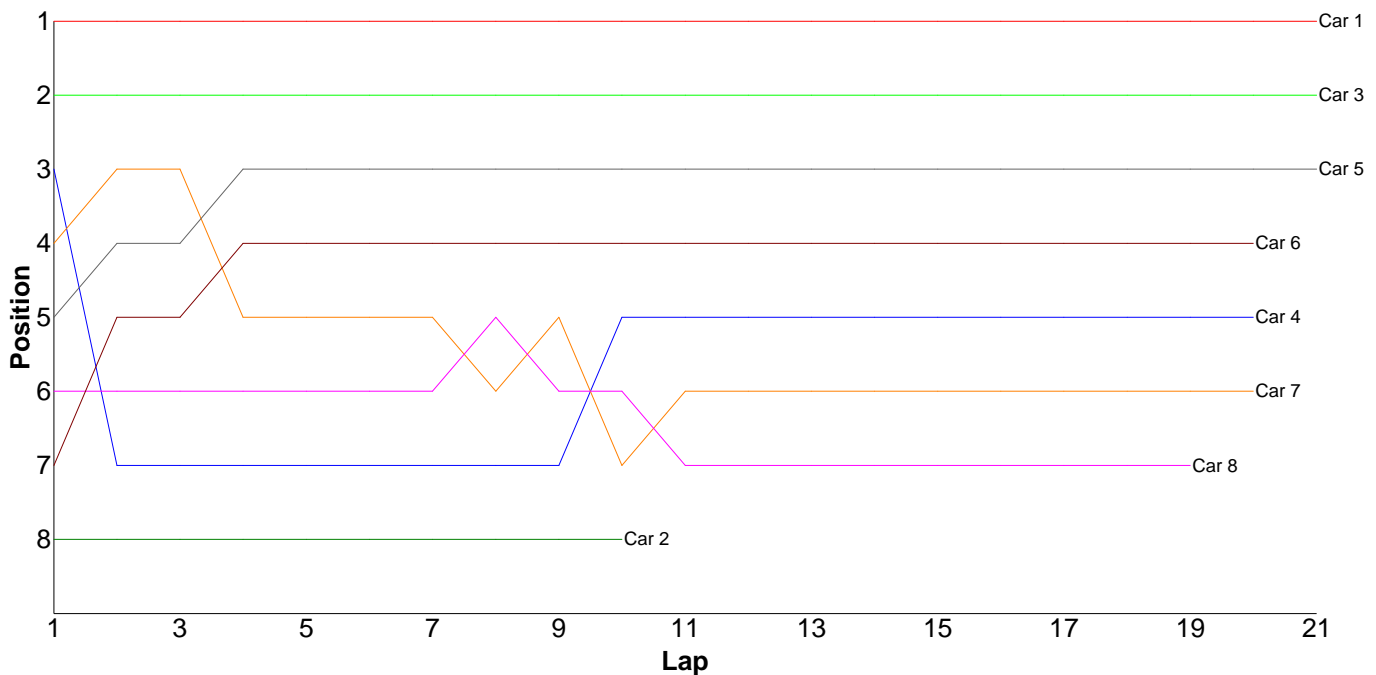
Lap	Car 1	Car 2	Car 3	Car 4	Car 5	Car 6	Car 7	Car 8
1	16.66	16.39		19.09	16.59	16.64	17.71	17.20
2	15.78	15.76		15.59	20.30	16.02	16.65	15.39
3	18.74	16.55		15.32	15.98	15.85	16.07	15.26
4	18.61	15.59		15.27	16.17	15.69	16.56	15.28
5	16.87	15.52		16.43	18.60	15.97	16.83	15.20
6	15.71	15.66		16.69	16.48	15.92	16.39	15.40
7	16.28	15.55		15.43	16.53	15.78	16.05	15.61
8	16.06	15.31		15.33	16.11	16.01	16.25	15.37
9	16.45	15.63		15.11	16.23	15.81	17.00	15.08
10	15.59	16.64		15.57	16.55	15.93	16.16	15.18
11	15.99	15.56		15.25	17.03	15.92	16.12	15.29
12	16.56	15.83		16.11	17.04	16.42	16.41	15.21
13	15.73	16.02		15.27	16.19	16.12	17.12	15.30
14	16.02	15.60		15.50	16.23	15.94	16.47	15.40
15	15.87	15.35		15.24	16.88	15.78	16.31	15.40
16	16.73	15.48		15.21	16.17	15.89	15.97	15.28
17	15.62	15.50		15.13	15.88	15.93	16.82	15.28
18	16.38	16.04		15.29	16.64	16.24	16.33	15.16
19	15.99	16.34		15.18		16.08	16.67	15.43
20				15.15				15.40
21								



Heat 11 - Round 4 (10.5 Pro-Stock)

Pos	Car	Form	Name	Member Type	Car Make	Result	Ave	Best
1	1	F1	Jay Westwood	2009	Schumacher	21 / 306.54	14.59	14.14
2	3	F1	Mark Sadler	2009	Schumacher	21 / 312.76	14.89	14.54
3	5	F1	Ori Sohachevsky	2009	Schumacher	21 / 314.57	14.97	14.67
4	6	F1	John Zottl	2009	Xray	20 / 301.58	15.07	14.63
5	4	F1	Ben Cane	2009	Schumacher	20 / 304.61	15.23	14.90
6	7	F1	Matthew Quinlisk	2009	Hot Bodies	20 / 307.85	15.39	14.73
7	8		Craig Maher	2009	Xray	19 / 300.92	15.83	15.12
8	2	F1	Aaron Wearn	2009	Schumacher	10 / 160.44	16.04	14.60

Lap	Car 1	Car 2	Car 3	Car 4	Car 5	Car 6	Car 7	Car 8
1	14.14	20.48	14.90	14.91	15.13	15.40	15.00	15.21
2	14.24	21.29	14.81	17.99	14.72	14.63	14.73	15.17
3	14.31	15.48	14.54	15.31	14.86	14.79	14.84	15.32
4	14.68	14.95	14.70	15.10	15.06	15.07	16.10	15.73
5	14.71	14.75	14.57	14.99	14.92	15.12	14.85	15.84
6	14.62	14.61	14.88	14.90	14.89	15.03	15.04	15.18
7	14.54	14.60	14.88	15.54	14.91	15.05	15.24	15.12
8	14.64	14.78	15.18	15.01	14.67	15.22	17.09	15.28
9	14.83	14.67	15.03	15.05	15.89	15.44	15.52	15.75
10	14.54	14.83	14.91	14.91	15.30	15.12	15.47	15.14
11	14.61		14.98	15.05	14.77	15.06	15.18	15.72
12	14.80		14.75	15.30	14.98	14.91	15.23	15.17
13	14.57		14.93	14.96	15.00	14.90	15.19	15.47
14	14.53		14.89	15.06	15.03	15.02	15.16	15.35
15	14.61		14.92	14.92	14.74	15.01	15.57	15.87
16	14.68		14.87	15.01	14.90	15.09	15.55	15.81
17	14.68		14.97	15.44	14.88	15.20	15.28	22.24
18	14.62		14.81	14.95	15.00	14.99	15.95	16.20
19	14.78		15.00	15.13	15.00	15.21	15.44	15.35
20	14.67		15.22	15.08	14.92	15.32	15.42	
21	14.74		15.02		15.00			
22								



Heat 12 - Round 4 (Modified)

Pos	Car	Form	Name	Member Type	Car Make	Result	Ave	Best
1	6		Paul Pinkney	G09A	Xray	21 / 303.88	14.47	14.02
2	7		Ashley Wiffen	G09A	Xray	21 / 307.36	14.63	14.23
3	3		Steven Fuller	G09A	Xray	21 / 314.24	14.96	14.63
4	5		Charlie Reardon	G09B	Xray	19 / 308.63	16.24	15.11
5	4		Chris O'donoghue	G09A	Xray	18 / 306.34	17.01	15.54
6	2		Chris House	G09A	Xray	18 / 306.36	17.02	15.43
7	1		Glen Westwood	2009	Schumacher	5 / 70.21	14.04	13.64

Lap	Car 1	Car 2	Car 3	Car 4	Car 5	Car 6	Car 7
1	13.64	17.03	15.03	16.38	16.06	14.43	14.93
2	13.74	17.42	14.70	15.87	16.17	14.14	14.52
3	13.81	17.60	14.72	19.26	15.59	14.02	14.84
4	14.24	15.82	16.02	17.48	19.09	14.25	14.65
5	14.78	15.84	14.90	16.33	19.28	15.88	14.70
6		17.36	15.29	16.11	15.54	14.91	14.54
7		20.19	14.80	16.48	16.61	14.46	14.73
8		15.91	15.05	15.74	15.63	14.50	14.46
9		15.57	14.67	15.95	15.85	14.26	14.31
10		15.43	14.73	15.84	15.94	14.58	14.27
11		19.53	14.65	21.99	15.65	14.43	14.46
12		15.56	14.87	16.55	16.03	14.46	14.35
13		20.97	14.70	16.21	17.63	14.36	14.23
14		16.92	14.87	16.61	16.00	14.62	15.11
15		16.59	14.97	16.34	15.85	14.48	14.70
16		16.06	14.99	15.54	15.54	14.20	15.14
17		17.00	15.40	15.61	15.26	14.32	14.80
18		15.56	15.22	22.05	15.11	14.36	14.62
19			14.88		15.80	14.37	14.64
20			14.63			14.47	14.61
21			15.15			14.38	14.75
22							

