

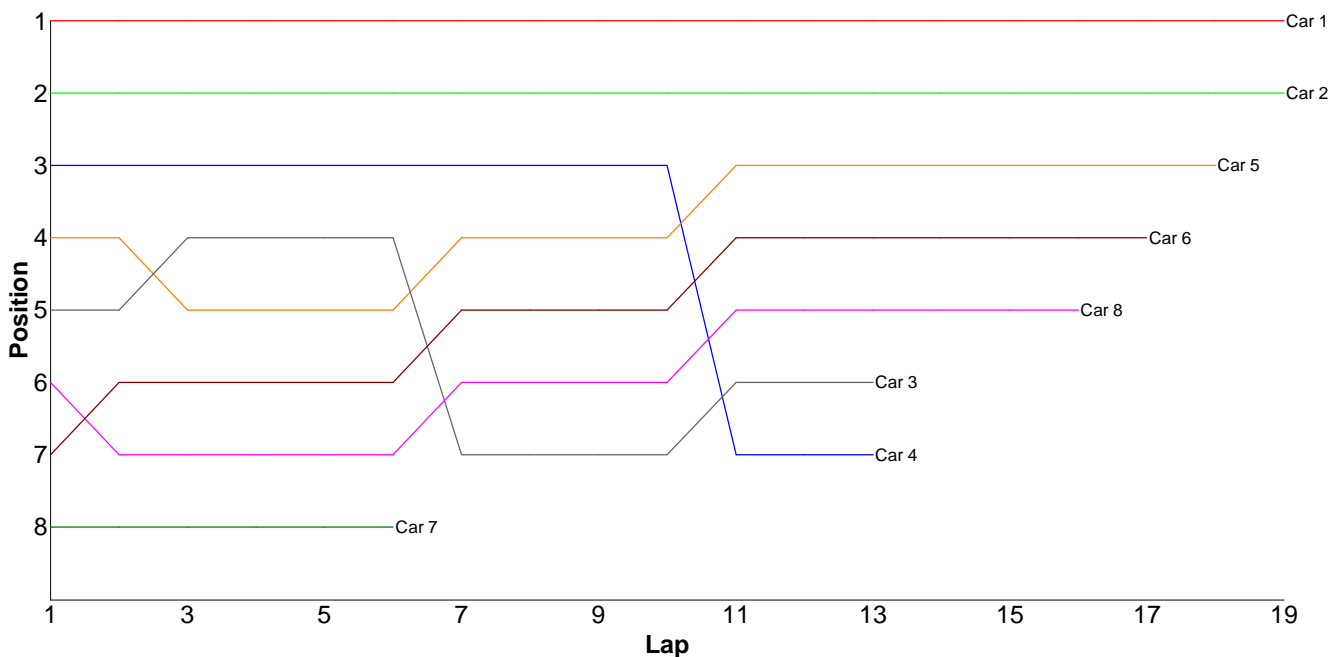
AMCC Winter Championship 2008/09 - Round 12: 15 Mar 09

Race Results

IC Touring - A Final

Pos	Car	Form	Name	Member Type	Car Make	Result	Ave	Best
1	1	F1	John Zottl	2009	Xray	19 / 288.13	15.16	13.85
2	2		Adrian Poole	2009	Team Magic	19 / 298.64	15.71	14.35
3	5	F2	Colin Taggart	2009	Xray	18 / 308.88	17.16	15.35
4	6	F2	LesMainwaring	2009	Mugen	17 / 308.70	18.15	16.05
5	8		Stephen Mills	2009	Xray	16 / 312.96	19.56	16.82
6	3	F2	Mark Fagan	2009	Serpent	13 / 307.33	23.64	15.26
7	4	F2	Phillip Pullen	2009	Mugen	13 / 309.38	23.79	15.48
8	7		Andrew Mills	2009	Mugen	6 / 130.71	21.78	17.92

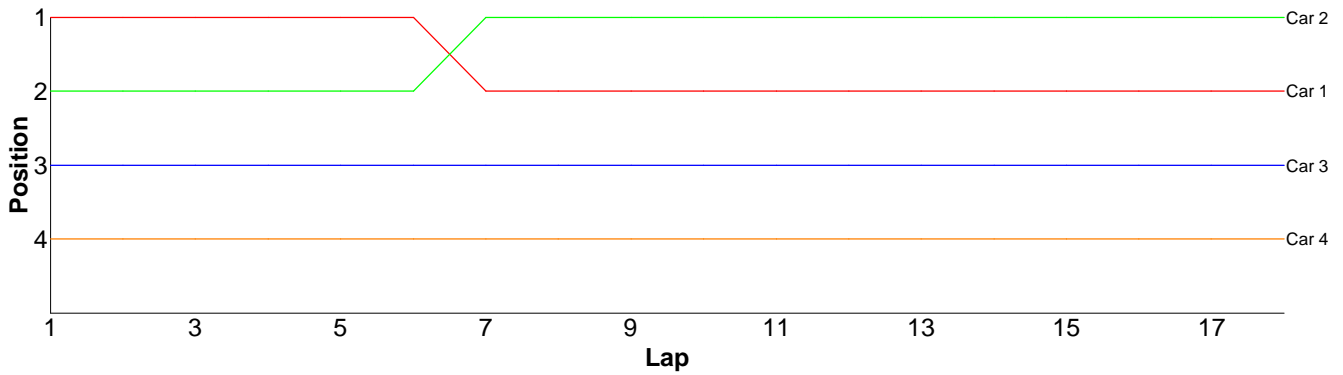
Lap	Car 1	Car 2	Car 3	Car 4	Car 5	Car 6	Car 7	Car 8
1	23.01	24.95	28.34	26.55	27.58	31.39	33.41	30.30
2	15.84	15.28	16.07	16.12	16.39	17.25	18.47	19.20
3	14.10	18.13	15.64	16.31	18.58	16.23	17.92	18.14
4	14.18	14.80	15.89	15.80	15.96	16.05	18.54	17.70
5	14.05	14.72	15.26	15.48	16.45	16.91	19.27	17.92
6	13.95	14.85	15.40	15.69	16.34	16.48	23.10	18.64
7	13.94	16.95	104.73	17.86	15.99	16.29		17.10
8	16.97	15.15	15.69	15.78	16.31	16.51		19.04
9	14.61	14.95	16.45	16.80	15.93	16.38		17.28
10	14.32	14.35	15.67	19.13	16.16	16.57		25.88
11	14.21	14.80	15.93	100.83	17.18	23.27		17.20
12	13.85	15.69	15.80	17.18	16.01	16.31		22.10
13	17.35	14.71	16.46	15.85	15.92	16.94		20.57
14	13.99	14.45			16.10	16.39		17.51
15	13.86	14.80			17.22	16.64		17.56
16	13.85	15.31			15.48	17.96		16.82
17	15.01	15.27			15.35	21.13		
18	14.54	14.71			19.93			
19	16.50	14.77						
20								



Formula GT - A Final

Pos	Car	Form	Name	Member Type	Car Make	Result	Ave	Best
1	2	F3	Dave Skelton	2009	Associated	18 / 304.73	16.92	15.97
2	1	F3	Nigel Moss	2009	Calandra	18 / 306.14	17.00	16.01
3	3	F4	Jon Wilkins	2009	Associated	18 / 315.65	17.53	16.24
4	4		Damian Giddins	G09A	Associated	18 / 317.66	17.64	16.27

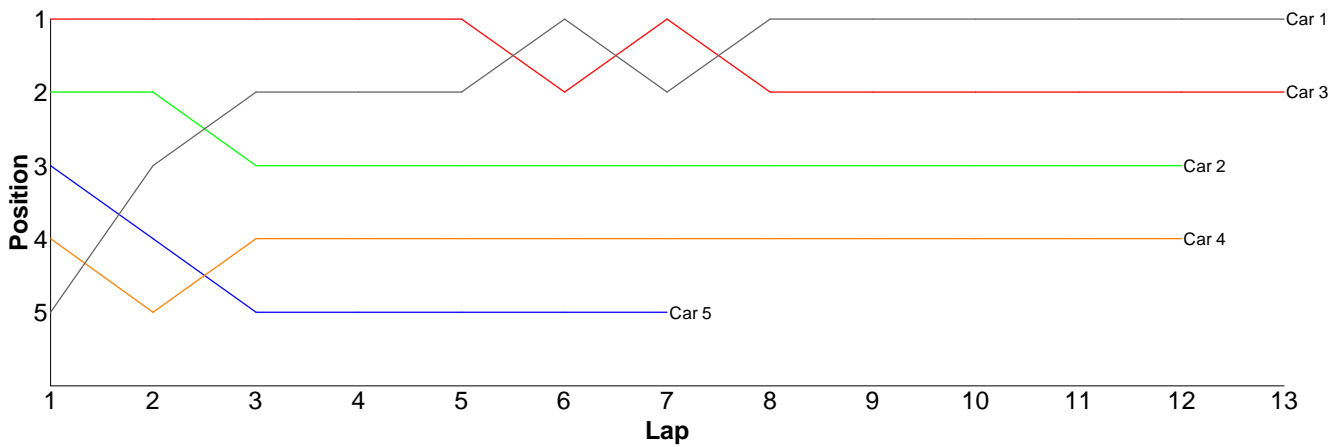
Lap	Car 1	Car 2	Car 3	Car 4
1	25.51	26.39	27.37	28.41
2	16.15	16.94	16.93	17.14
3	16.34	16.63	16.80	17.29
4	16.01	16.46	16.83	18.03
5	16.53	16.46	16.44	16.90
6	16.30	16.00	16.59	16.51
7	18.33	16.06	17.18	17.34
8	16.61	16.00	16.24	16.47
9	16.47	16.41	16.67	16.55
10	16.44	16.10	16.50	17.05
11	16.86	16.10	16.44	16.50
12	16.28	17.60	16.38	16.27
13	16.32	16.71	16.71	16.52
14	16.48	16.08	16.85	16.77
15	16.11	16.04	16.37	16.36
16	16.23	15.97	16.76	17.92
17	16.47	16.24	21.92	17.57
18	16.70	16.54	16.67	18.06
19				



EP Sport - A Final

Pos	Car	Form	Name	Member Type	Car Make	Result	Ave	Best
1	1		Matthew Mills (J)	2009	Xray	13 / 305.73	23.51	20.90
2	3		Bradley Killick (J)	08XX	Xray	13 / 312.03	24.00	21.55
3	2		Jason Elliot	G09A	Tamiya	12 / 300.33	25.02	23.04
4	4		Hannah Carless (J)	2009	Tamiya	12 / 310.05	25.83	22.97
5	5		Jack Talbot (J)	2009	Xray	7 / 194.63	27.80	23.06

Lap	Car 1	Car 2	Car 3	Car 4	Car 5
1	39.64	36.96	34.98	38.97	38.10
2	21.86	24.18	22.61	29.40	26.31
3	20.90	24.07	22.36	24.32	34.87
4	21.57	23.37	23.01	24.32	24.51
5	20.96	23.48	21.55	23.25	24.14
6	23.33	23.35	24.14	23.23	23.64
7	25.56	27.70	24.21	22.97	23.06
8	21.85	23.62	24.34	23.61	
9	22.01	23.40	21.62	23.93	
10	22.66	24.00	21.97	25.28	
11	21.85	23.04	23.40	26.10	
12	21.78	23.16	24.86	24.67	
13	21.76		22.98		
14					

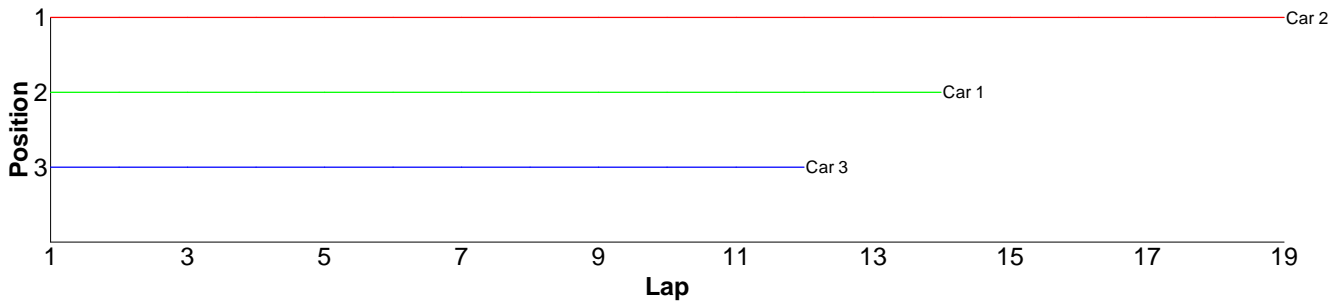


10.5 Pro-Stock - C Final

Pos	Car	Form	Name	Member Type	Car Make	Result	Ave	Best
1	2		Craig Cambell	G09A	Xray	19 / 317.52	16.71	16.05
2	1		David Johnson	2009	Schumacher	14 / 307.20	21.94	15.99
3	3		Stephen Mills	2009	Hot Bodies	12 / 311.50	25.95	17.43

Lap Car 1 Car 2 Car 3

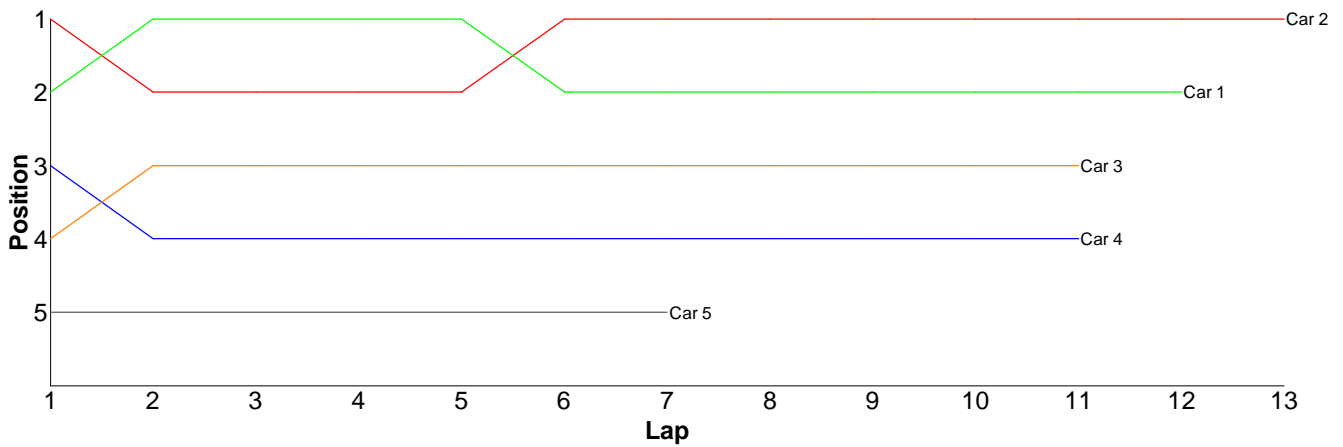
1	95.17	18.35	113.82
2	16.55	16.09	17.74
3	16.60	16.28	18.87
4	16.45	16.40	18.38
5	16.10	16.22	18.08
6	16.16	16.36	17.48
7	16.13	16.05	17.51
8	16.19	16.17	18.12
9	16.56	17.64	17.43
10	16.30	16.21	18.27
11	16.19	16.28	18.03
12	16.59	16.89	17.77
13	15.99	16.10	
14	16.22	17.07	
15		16.57	
16		16.20	
17		16.44	
18		18.25	
19		17.95	
20			



Bikes 1/5th - B Final

Pos	Car	Form	Name	Member Type	Car Make	Result	Ave	Best
1	2		Matt Tims	2009		13 / 318.73	24.51	21.90
2	1		Dave Tims	2009		12 / 306.45	25.53	22.94
3	3	F2	Dave Richards	2009		11 / 311.39	28.30	21.98
4	4	F2	Peter Chang	2009		11 / 325.60	29.60	25.07
5	5	F2	MatthewBook	2009		7 / 323.33	46.19	26.55

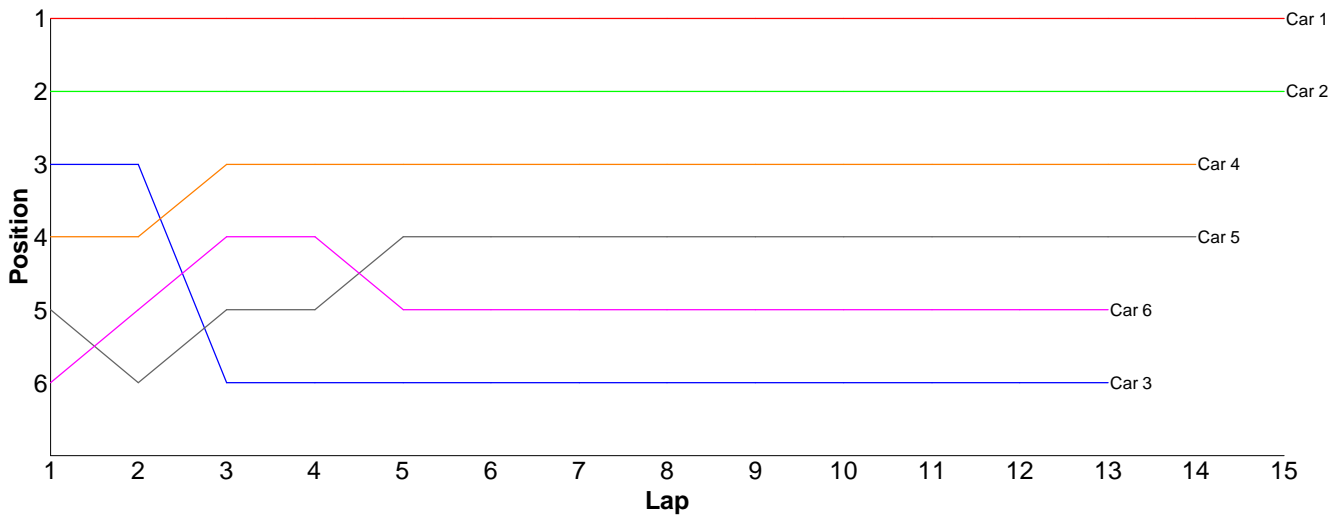
Lap	Car 1	Car 2	Car 3	Car 4	Car 5
1	40.03	39.81	49.76	47.66	102.26
2	22.94	26.57	22.49	30.74	78.21
3	23.65	22.55	21.98	25.46	31.39
4	23.22	23.40	22.83	25.07	27.02
5	23.86	21.90	25.45	32.02	26.55
6	24.48	23.34	27.11	31.21	30.81
7	30.55	23.41	27.17	27.24	27.09
8	23.07	23.24	26.61	25.28	
9	24.32	22.40	32.78	25.11	
10	23.05	22.55	22.51	27.90	
11	23.01	24.45	32.70	27.91	
12	24.27	22.95			
13		22.16			
14					



Bikes 1/5th - A Final

Pos	Car	Form	Name	Member Type	Car Make	Result	Ave	Best
1	1		Darren Johnson	2009		15 / 304.30	20.28	19.87
2	2	F1	Roki Read	2009		15 / 318.35	21.22	20.54
3	4	F1	Steve Leake	2009		14 / 309.03	22.07	21.30
4	5	F2	Chris Groom	2009		14 / 326.40	23.31	21.87
5	6	F1	Andy Carless	2009		13 / 301.48	23.19	21.95
6	3		Simon Lancaster	G09A		13 / 314.59	24.19	21.51

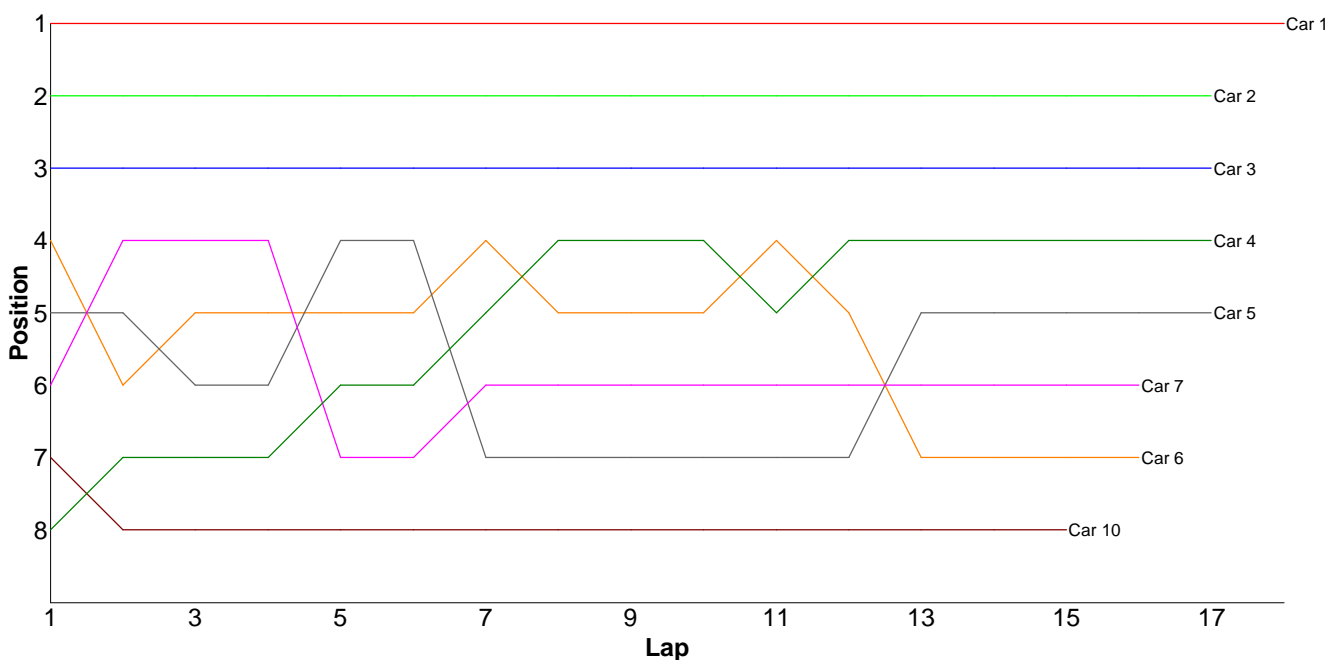
Lap	Car 1	Car 2	Car 3	Car 4	Car 5	Car 6
1	20.91	22.03	23.69	24.41	25.40	26.36
2	20.41	21.14	22.01	21.98	24.78	23.03
3	21.03	21.91	31.95	23.18	22.67	22.95
4	20.19	21.51	22.40	22.33	21.94	21.95
5	20.08	21.08	21.70	22.12	22.30	25.67
6	20.33	21.34	26.76	21.85	22.55	22.83
7	20.43	21.45	21.57	21.93	21.87	22.80
8	20.17	20.81	22.55	21.30	25.45	22.68
9	19.87	20.80	32.88	21.89	22.12	22.08
10	20.04	21.47	21.71	21.83	22.56	22.75
11	19.98	21.12	24.08	21.43	22.19	22.93
12	20.38	20.98	21.78	21.34	22.26	22.94
13	20.43	20.77	21.51	21.81	22.79	22.51
14	20.10	20.54		21.63	27.52	
15	19.95	21.40				
16						



<Stock> - C Final

Pos	Car	Form	Name	Class	Member Type	Car Make	Result	Ave	Bes
1	1	F1	Scott Hauser	17.5 Stock	2009	Xray	18 / 315.26	17.51	16.68
2	2		Kyle Fuller (J)	13.5 Stock	G09A	Xray	17 / 303.96	17.88	16.79
3	3	F2	Scott Stokes	13.5 Stock	2009	Xray	17 / 309.25	18.19	17.10
4	4	F2	Dave Skelton	13.5 Stock	2009	Xray	17 / 309.67	18.21	16.11
5	5		Peter Harridence	13.5 Stock	G09A	Schumacher	17 / 315.54	18.56	16.67
6	7	F2	Robin Francis	13.5 Stock	2009	Hot Bodies	16 / 301.85	18.86	17.18
7	6	F2	Kieran Stokes (J)	13.5 Stock	2009	Xray	16 / 303.59	18.97	16.71
8	10		David Booker	17.5 Stock	G09A	Tamiya	15 / 309.04	20.60	18.70
=9	8	F2	Chris Bradshaw	13.5 Stock	2009	Xray	0 / 0.00	0.00	0.00
=9	9	F2	Mick Barnes	13.5 Stock	2009	Xray	0 / 0.00	0.00	0.00

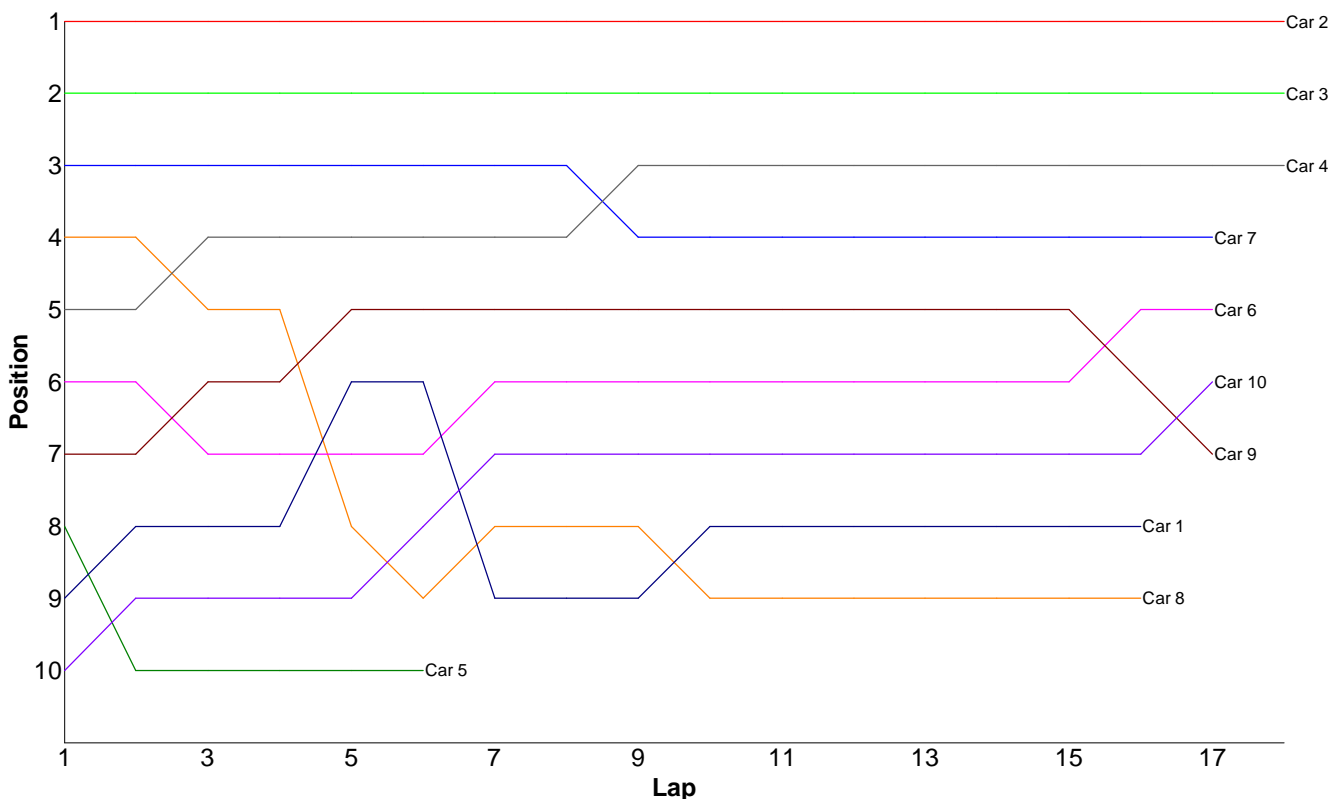
Lap	Car 1	Car 2	Car 3	Car 4	Car 5	Car 6	Car 7	Car 8	Car 9	Car 10
1	25.13	26.49	27.71	33.25	28.67	28.40	29.79			32.78
2	16.77	16.79	17.65	17.47	19.96	20.81	17.30			18.70
3	16.87	17.39	17.74	18.98	18.26	17.35	17.44			19.93
4	17.25	17.41	18.04	16.40	17.07	16.89	17.41			19.09
5	16.95	17.04	17.35	16.57	16.67	17.46	24.53			18.76
6	16.68	17.12	17.10	16.11	16.81	17.34	17.36			19.53
7	17.06	17.97	17.11	17.13	25.40	16.71	17.61			19.18
8	16.73	17.23	17.88	16.52	17.78	17.86	17.18			20.32
9	16.73	17.21	17.18	16.38	17.56	17.87	17.67			22.09
10	17.65	17.25	17.45	16.52	17.30	17.07	17.47			19.39
11	17.02	17.28	17.16	22.86	17.60	20.29	17.55			19.20
12	17.18	17.16	17.77	17.39	18.03	18.63	19.67			21.09
13	17.16	17.23	17.80	17.27	16.97	24.57	18.27			18.74
14	16.89	18.62	17.69	16.68	16.98	18.05	17.26			21.38
15	16.86	17.63	17.44	17.10	16.68	17.04	17.69			18.86
16	17.34	17.03	17.97	16.44	16.88	17.25	17.65			
17	17.47	17.11	18.21	16.60	16.92					
18	17.52									
19										



<Stock> - B Final

Pos	Car	Form	Name	Member Type	Car Make	Result	Ave	Best
1	2		Jack Gayler (J)	G09A	Schumacher	18 / 306.80	17.04	16.12
2	3	F1	Ian Cairns	2009	Schumacher	18 / 310.32	17.24	16.35
3	4	F2	James Davis	2009	Tamiya	18 / 310.69	17.26	16.18
4	7		Mason Sadler (J)	G09A	Hot Bodies	17 / 302.43	17.79	16.25
5	6	F1	Kevin Bissell	2009	Hot Bodies	17 / 303.08	17.82	16.42
6	10		Neil Pilkington	2009	Hot Bodies	17 / 309.15	18.18	16.60
7	9	F1	Jon Wilkins	2009	Hot Bodies	17 / 311.24	18.30	16.34
8	1	F2	Gary Fuller	2009	Xray	16 / 301.05	18.81	16.81
9	8	F2	Craig Murrell (J)	2009	Xray	16 / 317.53	19.84	17.09
10	5	F1	David Clift	2009		6 / 139.01	23.16	16.67

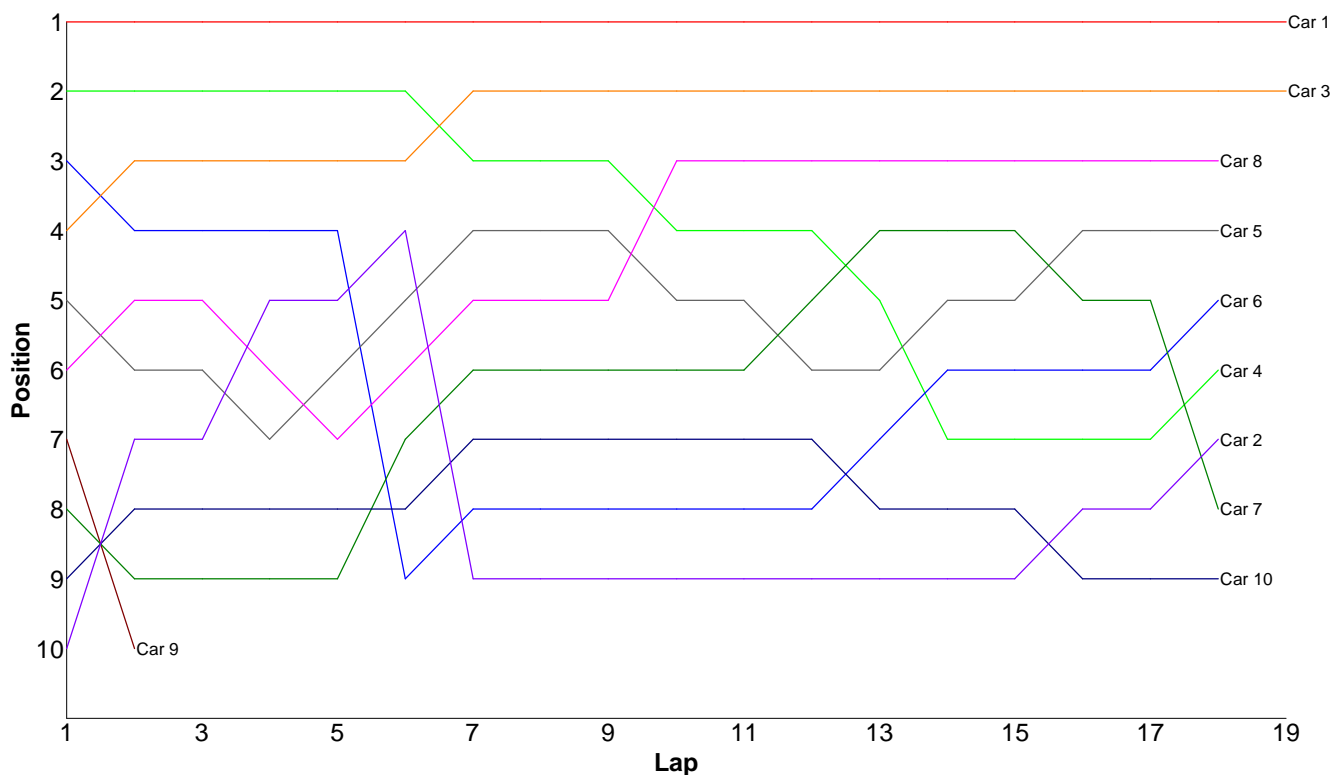
Lap	Car 1	Car 2	Car 3	Car 4	Car 5	Car 6	Car 7	Car 8	Car 9	Car 10
1	32.67	26.44	26.83	30.72	31.92	31.32	27.90	29.81	31.41	33.79
2	17.44	16.58	16.62	16.37	39.49	16.74	16.68	17.09	17.16	17.72
3	17.15	16.58	16.61	16.87	16.98	17.48	16.81	17.96	16.44	17.28
4	17.27	16.12	16.43	17.14	17.00	16.92	17.56	17.20	17.08	17.53
5	17.53	16.24	16.35	16.21	16.95	20.01	16.98	20.93	17.42	17.13
6	16.88	17.16	16.56	16.25	16.67	16.75	16.72	17.73	16.34	17.11
7	24.93	16.18	16.75	16.26		16.56	16.25	20.15	16.74	17.68
8	17.48	16.24	16.71	16.44		16.58	16.88	18.48	16.58	17.06
9	16.81	17.28	16.69	16.20		16.69	17.00	17.49	16.69	17.35
10	17.41	16.14	16.35	16.49		16.42	17.04	21.60	16.40	17.25
11	19.00	16.59	16.49	16.37		16.85	16.73	20.11	16.39	16.63
12	17.70	16.62	16.57	16.46		16.78	16.45	18.48	16.64	16.98
13	17.39	16.20	16.35	16.18		16.66	16.49	22.74	18.31	16.60
14	17.12	16.29	18.04	16.56		16.66	16.45	21.11	16.66	17.65
15	16.90	16.62	17.08	16.58		17.00	16.65	18.93	16.97	17.00
16	17.37	16.49	16.58	16.45		16.74	20.71	17.72	23.06	17.02
17		16.46	16.51	16.58		16.92	19.13		20.95	17.37
18		16.57	16.80	16.56						
19										



<Stock> - A Final

Pos	Car	Form	Name	Member Type	Car Make	Result	Ave	Best
1	1	F1	Kieran Clift (J)	2009	Schumacher	19 / 310.41	16.33	15.36
2	3		Phil Williams	G09A	Xray	19 / 315.45	16.60	15.74
3	8		Jason Moggridge	G09A	Xray	18 / 304.37	16.90	15.84
4	5		Remo Casadei	2009	Schumacher	18 / 306.66	17.03	15.52
5	6	F2	Scott Hauser	2009	Xray	18 / 307.57	17.08	15.61
6	4	F1	Joe Jenyavanija	2009	Tamiya	18 / 309.45	17.19	15.49
7	2	F1	Graham Staples	2009	Xray	18 / 311.22	17.29	15.39
8	7		Jamie Gill	2009	Yokomo	18 / 313.91	17.43	15.85
9	10	F1	Anthony Pedder	2009	Hot Bodies	18 / 314.14	17.45	16.00
10	9		Spencer Jones	G09A	Xray	2 / 65.14	32.57	29.01

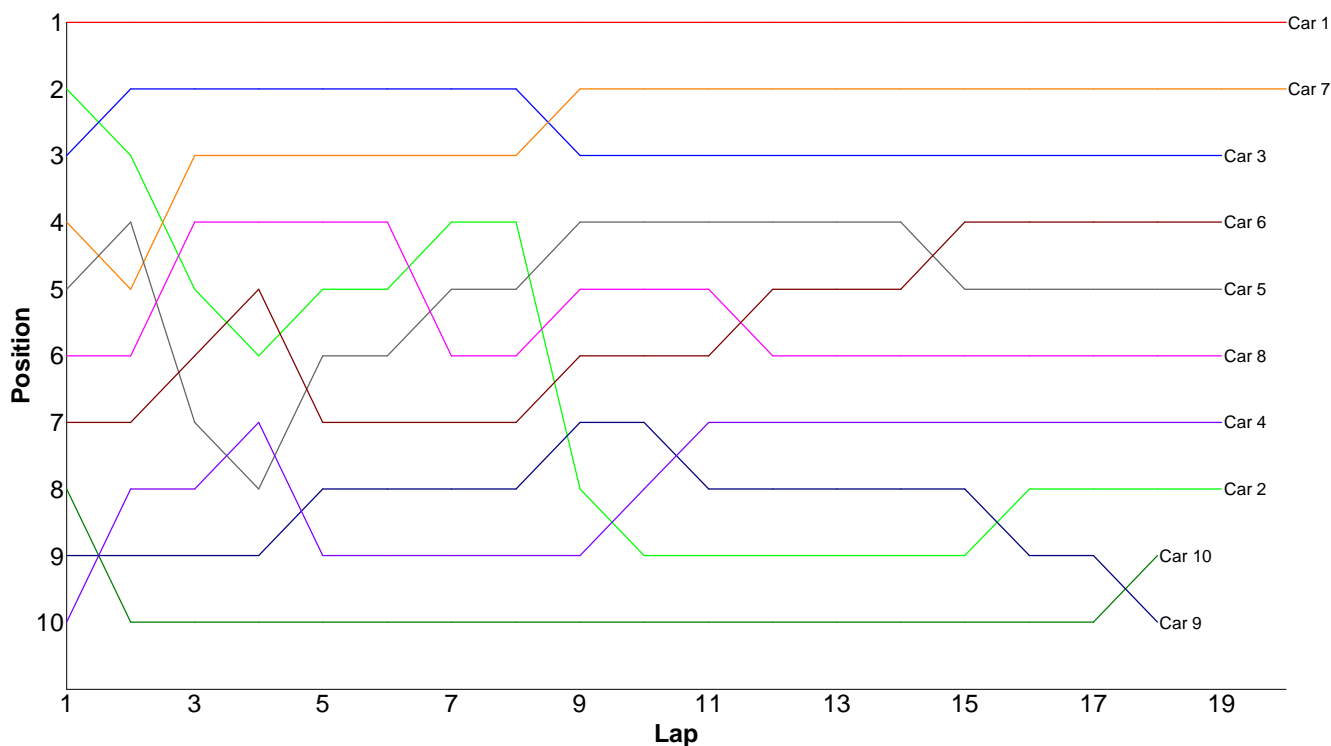
Lap	Car 1	Car 2	Car 3	Car 4	Car 5	Car 6	Car 7	Car 8	Car 9	Car 10
1	24.03	30.05	26.36	24.91	27.88	25.73	29.05	28.50	29.01	29.63
2	15.36	15.90	15.74	15.61	17.38	18.45	20.35	16.32	36.13	17.32
3	16.02	15.39	15.89	15.49	15.91	15.84	15.85	15.86		16.70
4	15.44	15.50	15.76	16.00	15.99	16.03	16.17	16.35		16.67
5	15.55	15.59	16.40	16.12	15.73	16.26	15.98	16.40		16.00
6	15.61	15.56	15.99	17.90	15.52	23.14	16.25	17.28		17.59
7	15.86	28.77	15.83	19.91	18.64	16.19	16.10	16.72		16.46
8	18.32	15.87	16.35	16.00	16.17	16.44	15.98	16.26		16.06
9	15.84	15.89	15.92	16.23	15.94	16.07	15.89	16.11		16.19
10	15.67	15.97	15.81	18.46	17.66	16.11	15.87	16.48		16.16
11	15.76	15.70	16.07	16.12	16.83	15.61	16.29	15.94		16.17
12	15.65	15.73	15.81	16.63	16.75	16.14	15.97	15.87		16.68
13	15.67	15.70	15.99	17.01	16.12	15.97	16.08	15.84		17.24
14	15.70	15.68	16.09	17.98	15.87	15.91	16.10	15.99		16.82
15	16.26	16.02	16.47	16.28	15.79	15.87	16.07	16.28		17.24
16	15.95	15.74	16.22	16.34	16.01	15.98	16.56	16.16		17.65
17	15.79	16.10	16.39	16.09	16.26	15.87	16.31	15.97		16.36
18	15.82	16.06	16.14	16.37	16.21	15.96	23.04	16.04		17.20
19	16.11		16.22							
20										



10.5 Pro-Stock - A Final

Pos	Car	Form	Name	Member Type	Car Make	Result	Ave	Best
1	1	F1	Jay Westwood	2009	Schumacher	20 / 304.41	15.22	14.59
2	7	F1	Ben Cane	2009	Schumacher	20 / 315.19	15.75	14.74
3	3	F1	Mark Sadler	2009	Schumacher	19 / 302.88	15.94	14.89
4	6	F1	John Zottl	2009	Xray	19 / 304.95	16.05	14.82
5	5	F1	Matthew Quinlisk	2009	Hot Bodies	19 / 305.50	16.07	15.03
6	8		Craig Maher	2009	Xray	19 / 306.59	16.13	14.98
7	4	F1	Aaron Wearn	2009	Schumacher	19 / 309.02	16.26	14.81
8	2	F1	Ori Sohachevsky	2009	Schumacher	19 / 313.99	16.52	14.97
9	10	F1	Jamie Vassallo	2009	Schumacher	18 / 307.44	17.08	15.06
10	9	F1	Nick Adams	2009	Tamiya	18 / 308.07	17.11	15.40

Lap	Car 1	Car 2	Car 3	Car 4	Car 5	Car 6	Car 7	Car 8	Car 9	Car 10
1	23.23	24.19	24.58	29.17	25.47	27.01	25.37	26.60	27.75	27.63
2	14.80	15.55	14.90	15.95	15.09	15.15	16.06	15.14	17.86	19.52
3	14.72	18.35	15.01	14.85	18.90	16.03	15.49	15.40	15.85	22.18
4	15.15	16.20	14.98	15.03	16.31	15.77	14.88	15.28	17.21	15.85
5	14.70	15.41	14.91	23.60	15.41	18.48	14.98	15.28	15.88	15.06
6	14.62	15.74	15.17	15.08	15.22	15.44	14.74	15.34	15.66	15.06
7	14.65	15.70	15.02	15.37	15.26	15.04	15.15	19.29	15.66	15.32
8	14.73	15.19	15.06	15.15	15.07	14.98	15.11	15.37	16.45	15.07
9	14.76	22.74	19.98	14.98	15.12	15.38	15.29	15.18	15.63	16.30
10	14.59	16.07	16.12	15.13	15.32	15.18	15.15	15.21	15.59	15.93
11	14.81	15.35	15.12	14.91	15.15	14.83	15.14	14.98	16.17	15.56
12	15.20	15.21	15.39	15.12	15.19	14.95	15.04	15.52	15.56	16.95
13	14.91	16.36	15.14	14.87	15.03	14.89	15.22	15.18	15.58	15.53
14	14.63	15.22	14.89	15.15	15.25	14.85	14.99	14.99	15.42	16.50
15	14.88	14.97	15.14	14.91	16.05	15.44	14.99	15.28	15.40	15.64
16	14.78	15.86	15.06	14.89	15.29	15.06	15.28	15.51	19.24	15.92
17	14.72	15.21	15.13	14.81	15.88	14.82	15.09	15.57	19.89	17.23
18	14.89	15.34	16.01	14.97	15.36	15.68	15.21	15.87	17.27	16.19
19	14.81	15.33	15.27	15.08	15.13	15.97	16.70	15.60		
20	14.83						15.31			
21										



Modified - A Final

Pos	Car	Form	Name	Member Type	Car Make	Result	Ave	Best
1	1		Glen Westwood	2009	Schumacher	21 / 304.77	14.51	13.70
2	2		Paul Pinkney	G09A	Xray	21 / 308.35	14.68	14.03
3	4		Steven Fuller	G09A	Xray	20 / 307.38	15.36	14.45
4	3		Ashley Wiffen	G09A	Xray	19 / 301.79	15.88	14.65
5	5		Chris House	G09A	Xray	18 / 303.63	16.86	15.08
6	7		Chris O'donoghue	G09A	Xray	18 / 307.69	17.09	15.81
7	6		Charlie Reardon	G09B	Xray	17 / 298.78	17.57	15.12

Lap	Car 1	Car 2	Car 3	Car 4	Car 5	Car 6	Car 7
1	22.34	22.65	26.82	24.47	30.98	31.15	27.81
2	14.15	14.31	14.77	14.94	15.63	16.04	16.14
3	14.05	15.00	15.67	14.62	15.34	15.25	15.98
4	14.22	14.34	14.78	14.50	15.08	15.36	16.21
5	13.97	14.10	14.66	14.80	16.04	16.16	15.93
6	13.87	14.04	14.82	14.65	16.66	20.62	16.46
7	13.70	14.38	14.65	15.20	17.72	20.50	16.77
8	13.83	14.31	15.30	14.88	17.15	16.87	20.12
9	14.05	14.17	14.69	15.47	16.98	16.23	17.83
10	13.88	14.23	14.68	15.14	16.52	15.56	15.90
11	14.85	14.08	14.92	14.87	16.61	15.63	16.09
12	14.03	14.14	14.67	14.45	16.15	15.12	16.08
13	13.86	14.13	15.55	14.68	15.61	17.04	16.33
14	13.99	14.03	17.58	14.90	15.64	16.37	15.81
15	13.90	14.24	16.24	15.36	15.36	19.06	15.97
16	13.95	14.58	15.04	14.80	15.12	15.98	16.18
17	15.53	14.34	16.53	15.35	15.53	15.84	16.06
18	14.35	14.21	15.47	14.74	15.51		16.02
19	14.06	14.33	14.95	14.79			
20	13.94	14.42		14.77			
21	14.25	14.32					
22							

