

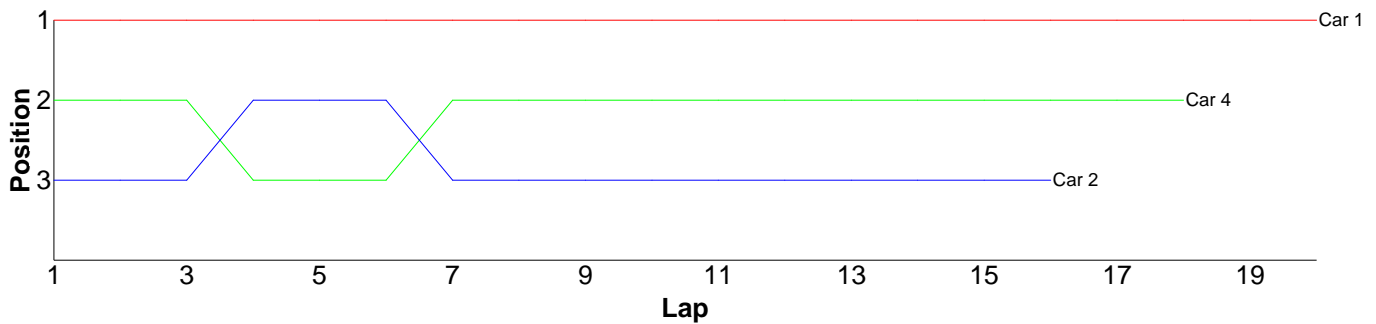
AMCC Winter Championship 2008/09 - Round 11: 1 Mar 09

Race Results

Heat 1 - Round 1 (IC Touring)

Pos	Car	Form	Name	Member Type	Car Make	Result	Ave	Best
1	1	F1	John Zottl	2009	Xray	20 / 300.86	15.04	14.51
2	4	F2	Colin Taggart	2009	Xray	18 / 313.38	17.41	16.06
3	2	F2	Phillip Pullen	2009	Mugen	16 / 313.98	19.62	15.37
4	3	F2	Mark Fagan	2009	Serpent	0 / 0.00	0.00	0.00

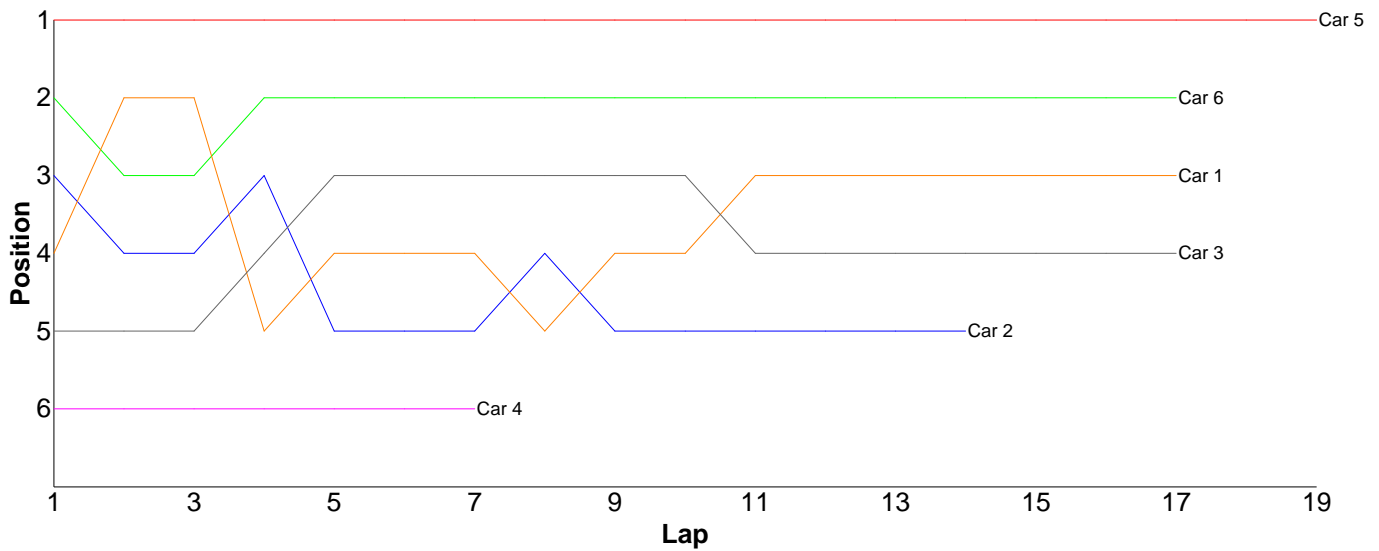
Lap	Car 1	Car 2	Car 3	Car 4
1	15.48	16.90		16.38
2	15.07	15.95		16.41
3	15.17	16.58		16.31
4	15.20	16.16		18.70
5	15.05	15.37		16.29
6	14.84	19.89		16.88
7	15.10	25.53		16.91
8	15.17	43.29		16.36
9	15.12	16.82		16.06
10	15.07	16.39		16.21
11	15.03	15.75		16.10
12	14.68	22.23		28.16
13	15.02	16.67		16.20
14	16.00	16.43		17.44
15	15.08	24.06		17.44
16	14.54	15.96		18.85
17	14.76			16.41
18	14.51			16.27
19	14.93			
20	15.04			
21				



Heat 2 - Round 1 (<13.5 / 17.5>)

Pos	Car	Form	Name	Class	Member Type	Car Make	Result	Ave
1	5		Graham Staples	Stock Touring	2009	Xray	19 / 311.37	16.38
2	6		Scott Hauser	17.5 Stock	2009	Xray	17 / 305.31	17.95
3	1	F2	James Davis	Stock Touring	2009	Tamiya	17 / 306.83	18.04
4	3		Jack Gayler (J)	Stock Touring	G09A	Schumacher	17 / 316.50	18.61
5	2	F2	Kieran Stokes (J)	Stock Touring	2009	Xray	14 / 273.47	19.53
6	4	F2	Jose Jimemez	Stock Touring	2009	Associated	7 / 302.84	43.26

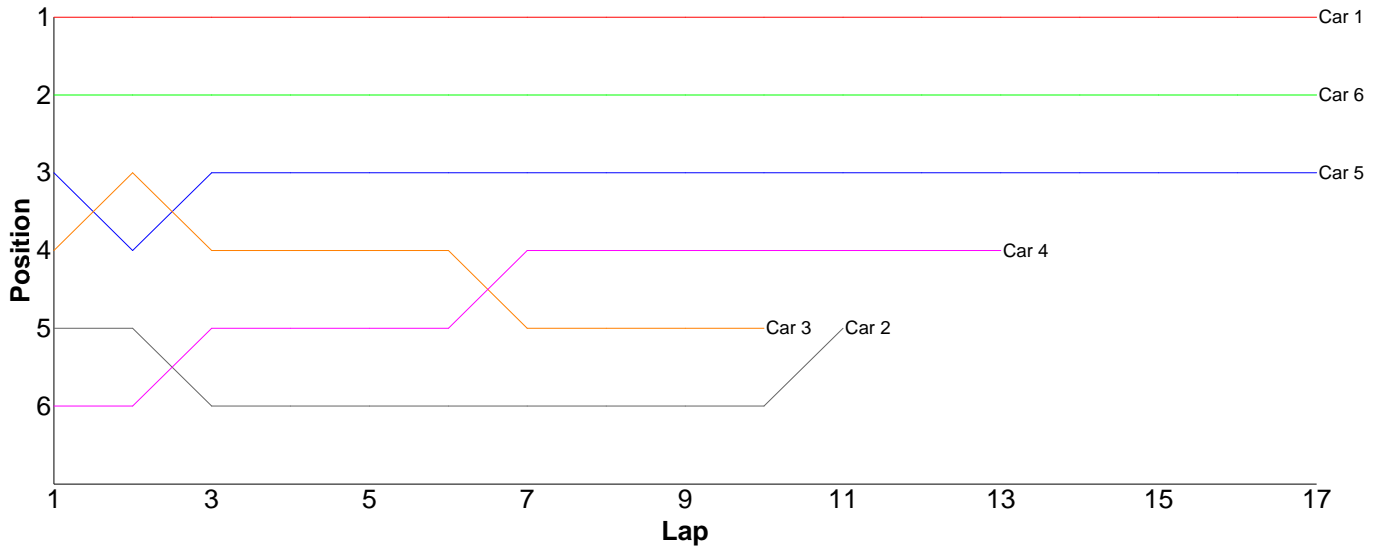
Lap	Car 1	Car 2	Car 3	Car 4	Car 5	Car 6
1	17.97	17.82	20.72	119.49	16.00	17.31
2	17.40	18.37	17.66	70.92	16.32	18.51
3	17.53	17.59	18.02	33.89	16.55	17.57
4	21.85	17.40	17.89	20.97	16.55	17.74
5	17.94	22.48	18.29	19.80	16.17	17.32
6	17.77	17.94	17.25	19.18	15.95	17.76
7	17.54	18.04	18.01	18.59	16.41	17.66
8	19.80	17.98	18.07		16.07	20.37
9	17.71	17.92	18.73		16.33	17.71
10	17.54	19.99	18.30		16.40	17.69
11	17.75	29.37	19.80		16.55	17.94
12	17.49	18.17	17.72		16.49	18.77
13	17.64	18.41	18.99		16.54	17.85
14	17.50	21.99	20.93		16.73	18.06
15	17.79		18.16		16.43	18.17
16	17.74		18.36		16.55	17.39
17	17.87		19.60		16.27	17.49
18					16.43	
19					16.63	
20						



Heat 3 - Round 1 (<13.5 / 17.5>)

Pos	Car	Form	Name	Member Type	Car Make	Result	Ave	Best
1	1		Mason Sadler (J)	G09A	Hot Bodies	17 / 300.24	17.66	16.27
2	6	F2	Gary Fuller	2009	Xray	17 / 304.23	17.89	17.42
3	5	F2	Scott Stokes	2009	Xray	17 / 322.65	18.97	18.07
4	4	F2	Mark Fagan	2009	Serpent	13 / 305.16	23.47	16.24
5	2	F2	Craig Murrell (J)	2009	Xray	11 / 313.55	28.50	17.35
6	3	F2	Robin Francis	2009	Hot Bodies	10 / 274.12	27.41	17.48

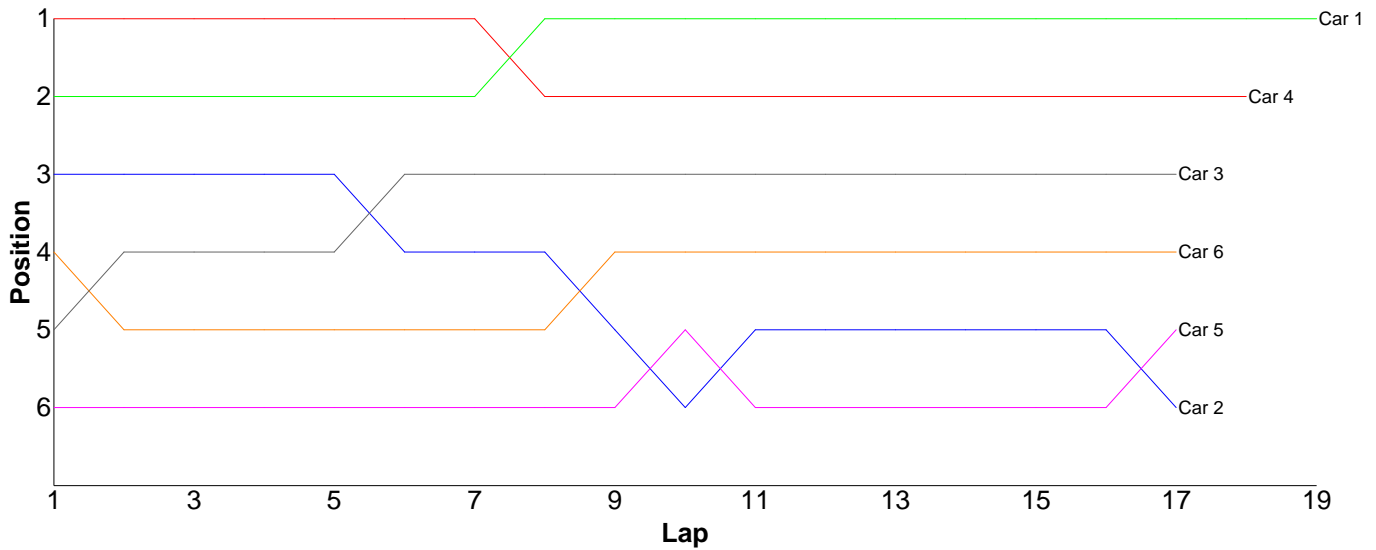
Lap	Car 1	Car 2	Car 3	Car 4	Car 5	Car 6
1	16.82	23.77	18.89	85.21	18.75	17.92
2	17.31	17.44	17.48	33.80	18.43	17.59
3	16.81	129.03	94.99	16.94	20.12	18.00
4	17.37	17.93	18.92	16.24	18.24	17.86
5	17.86	17.36	18.07	17.33	19.98	17.85
6	17.91	17.35	17.66	16.95	18.82	17.77
7	17.57	19.37	17.63	16.55	18.47	17.66
8	17.13	17.81	24.39	16.71	18.14	18.28
9	16.78	18.68	18.58	17.79	18.07	17.91
10	18.61	17.40	27.51	16.81	18.61	17.84
11	16.55	17.41		16.51	18.28	18.21
12	16.27			16.90	18.86	17.72
13	16.68			17.42	19.41	18.02
14	21.48				18.47	17.42
15	19.02				18.34	18.29
16	17.58				18.74	18.04
17	18.49				22.92	17.85
18						



Heat 4 - Round 1 (<13.5 / 17.5>)

Pos	Car	Form	Name	Member Type	Car Make	Result	Ave	Best
1	1		Phil Williams	G09A	Xray	19 / 315.94	16.62	16.14
2	4	F1	Jon Wilkins	2009	Hot Bodies	18 / 303.99	16.88	15.89
3	3	F1	Chris Graco	2009	Xray	17 / 301.36	17.72	17.03
4	6		Kyle Fuller (J)	G09A	Xray	17 / 303.86	17.87	17.17
5	5	F2	Dave Skelton	2009	Xray	17 / 308.70	18.15	16.87
6	2	F1	Ian Cairns	2009	Schumacher	17 / 309.43	18.20	17.30
7	7		Joe Jenyavanija	2009	Tamiya	0 / 0.00	0.00	0.00

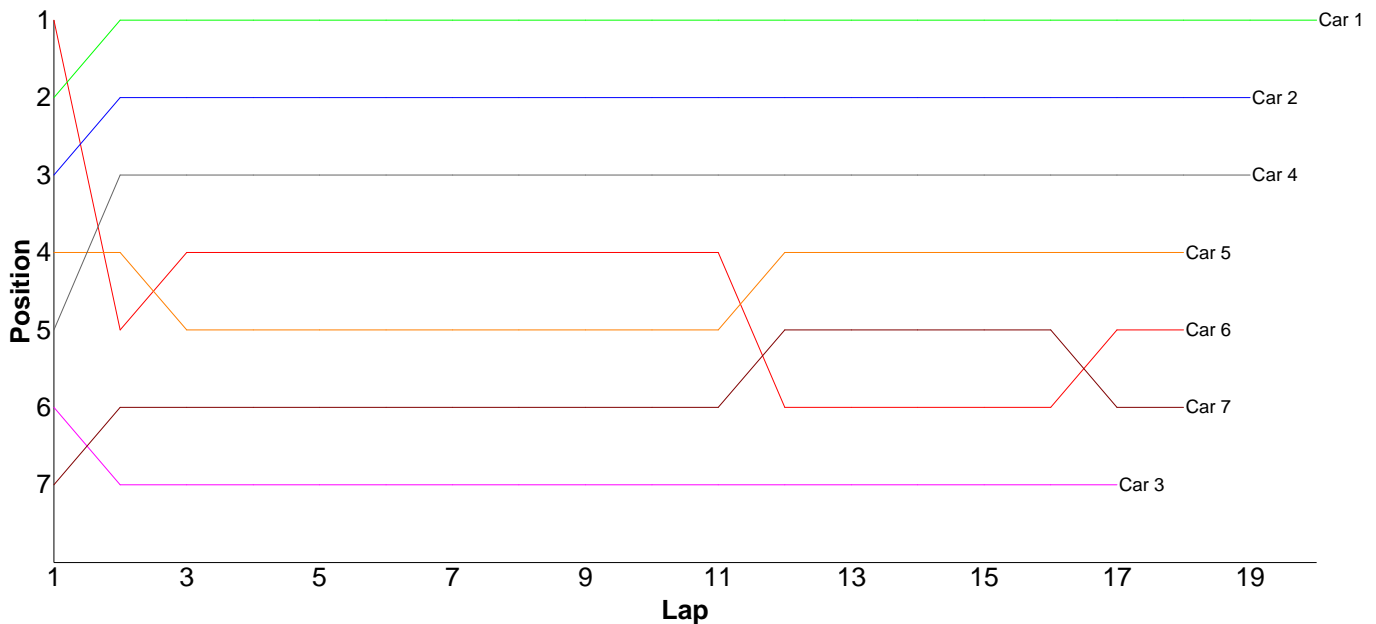
Lap	Car 1	Car 2	Car 3	Car 4	Car 5	Car 6	Car 7
1	17.59	17.68	18.72	17.20	24.16	18.26	
2	16.95	17.39	17.42	16.80	19.32	17.88	
3	16.91	17.30	17.37	16.87	17.57	17.98	
4	16.80	18.59	17.82	17.33	17.56	17.83	
5	16.46	17.66	17.62	15.89	17.71	17.40	
6	16.57	17.62	17.22	16.82	17.69	17.40	
7	16.43	17.47	17.04	16.35	17.23	17.17	
8	16.99	17.47	17.38	17.59	16.98	17.41	
9	16.14	17.51	17.29	16.84	17.69	17.33	
10	16.42	24.91	17.56	16.13	17.63	17.67	
11	16.22	17.92	17.23	16.55	22.41	17.99	
12	16.39	18.28	17.03	16.35	16.97	17.94	
13	16.59	17.56	18.80	16.33	17.03	17.68	
14	16.40	18.47	18.44	16.58	17.38	18.04	
15	16.37	17.75	17.89	17.19	17.15	19.39	
16	16.81	17.91	18.95	16.86	17.35	18.36	
17	16.71	17.94	17.58	16.75	16.87	18.13	
18	16.76			19.56			
19	16.43						
20							



Heat 5 - Round 1 (<13.5 / 17.5>)

Pos	Car	Form	Name	Member Type	Car Make	Result	Ave	Best
1	1	F1	Rob Baxter	2009	Xray	20 / 315.99	15.79	15.62
2	2	F1	Kieran Clift (J)	2009	Schumacher	19 / 301.47	15.86	15.65
3	4	F1	Nigel Moss	2009	Hot Bodies	19 / 308.37	16.23	15.89
4	5	F2	Scott Hauser	2009	Xray	18 / 305.96	16.99	16.19
5	6	F1	David Clift	2009		18 / 308.19	17.12	15.58
6	7	F1	Kevin Bissell	2009	Hot Bodies	18 / 309.85	17.21	16.70
7	3		Remo Casadei	2009	Schumacher	17 / 303.87	17.87	16.11

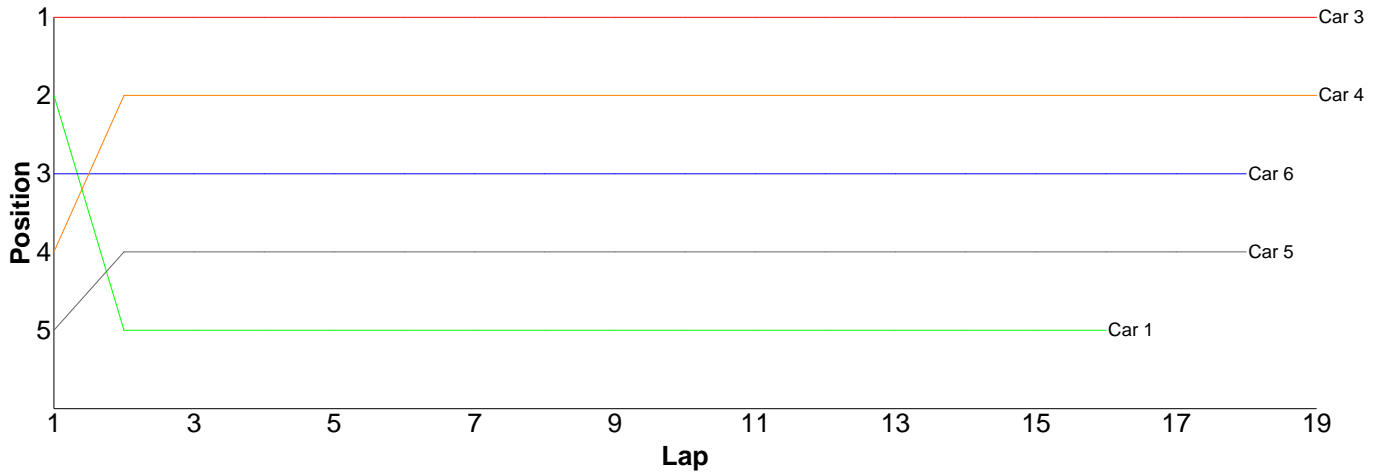
Lap	Car 1	Car 2	Car 3	Car 4	Car 5	Car 6	Car 7
1	15.68	15.90	17.03	16.53	16.44	15.58	17.59
2	15.65	15.88	18.50	16.23	16.59	17.52	17.03
3	15.75	16.49	17.43	16.28	16.79	16.70	16.99
4	15.67	15.78	17.77	16.09	16.87	16.78	17.80
5	15.79	15.65	17.63	16.16	17.15	16.18	16.90
6	15.71	15.68	17.28	16.14	16.33	15.99	16.93
7	15.86	15.68	22.24	16.01	16.25	16.27	17.25
8	15.87	15.96	17.23	16.10	16.19	16.18	17.81
9	15.72	15.83	18.81	16.41	22.67	21.53	17.82
10	16.19	15.65	17.63	16.10	17.45	18.12	16.86
11	15.69	15.90	17.78	15.89	16.31	16.82	17.15
12	15.76	15.79	16.86	16.36	18.00	21.96	17.38
13	15.62	15.76	22.15	16.41	16.33	16.50	16.95
14	15.72	15.83	17.00	16.25	16.72	16.39	16.79
15	16.01	15.72	16.11	16.52	16.34	17.01	16.70
16	15.76	16.38	16.25	16.04	16.57	16.16	17.51
17	15.92	15.78	16.17	16.24	16.58	16.32	17.26
18	15.72	16.03		16.12	16.38	16.18	17.13
19	15.76	15.78		16.49			
20	16.14						
21							



Heat 6 - Round 1 (Pro-Stock)

Pos	Car	Form	Name	Member Type	Car Make	Result	Ave	Best
1	3		Craig Maher	G09A	Xray	19 / 305.94	16.10	15.78
2	4	F2	Daniel Horton	2009	Hot Bodies	19 / 315.44	16.60	15.90
3	6	F2	Phillip Pullen	2009	HPI	18 / 311.58	17.31	16.57
4	5		Richard Young	G09A	Xray	18 / 317.97	17.66	16.63
5	1		John Fisher	2009	Xray	16 / 301.19	18.82	16.44

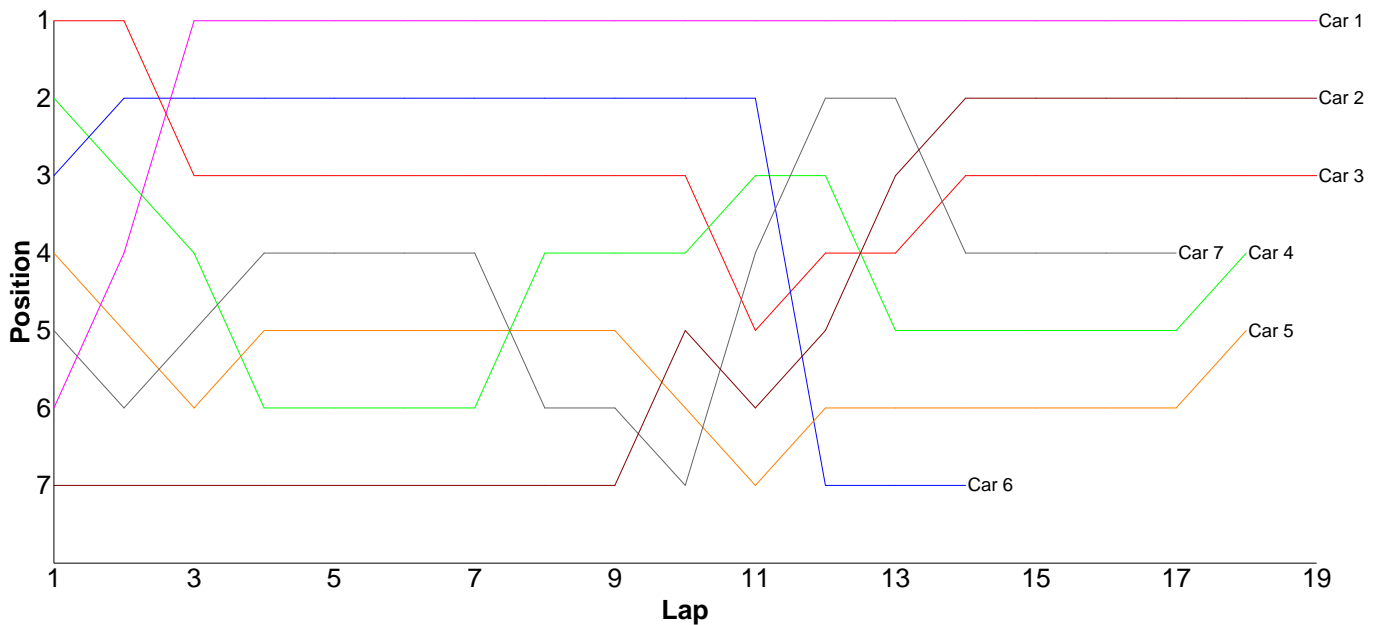
Lap	Car 1	Car 2	Car 3	Car 4	Car 5	Car 6
1	17.19		16.51	18.73	18.76	18.61
2	24.28		16.17	17.04	18.82	17.33
3	17.96		16.04	16.50	17.89	18.34
4	17.91		16.41	16.11	17.13	16.96
5	24.11		16.04	15.91	18.19	16.95
6	17.84		16.21	16.18	18.54	16.67
7	16.97		16.03	16.64	16.89	16.68
8	16.94		15.86	16.40	16.89	16.94
9	16.79		16.46	16.36	18.01	16.66
10	16.52		15.87	16.30	17.42	16.89
11	16.44		15.89	16.29	17.67	17.05
12	19.60		15.78	16.17	16.63	19.07
13	19.14		16.08	15.92	18.26	17.55
14	17.22		16.36	16.26	16.95	17.04
15	25.71		16.42	16.90	17.42	17.06
16	16.57		16.24	16.20	16.90	16.70
17			15.88	16.09	17.25	16.57
18			15.86	15.90	18.35	18.51
19			15.83	19.54		
20						



Heat 7 - Round 1 (Pro-Stock)

Pos	Car	Form	Name	Member Type	Car Make	Result	Ave	Best
1	1	F1	Nick Adams	2009	Tamiya	19 / 305.68	16.08	15.03
2	2	F2	Tony Foster	2009	Xray	19 / 313.83	16.51	15.52
3	3	F1	Brian Killick	2009	Xray	19 / 315.65	16.61	15.44
4	4		Glen West	2009	Xray	18 / 303.18	16.84	15.50
5	5	F2	Neil Talbot	2009	Xray	18 / 307.40	17.07	16.04
6	7		Dain Gayler	G09A	Schumacher	17 / 285.06	16.76	15.73
7	6		Stuart Barber	G09A	Tamiya	14 / 301.91	21.56	15.53

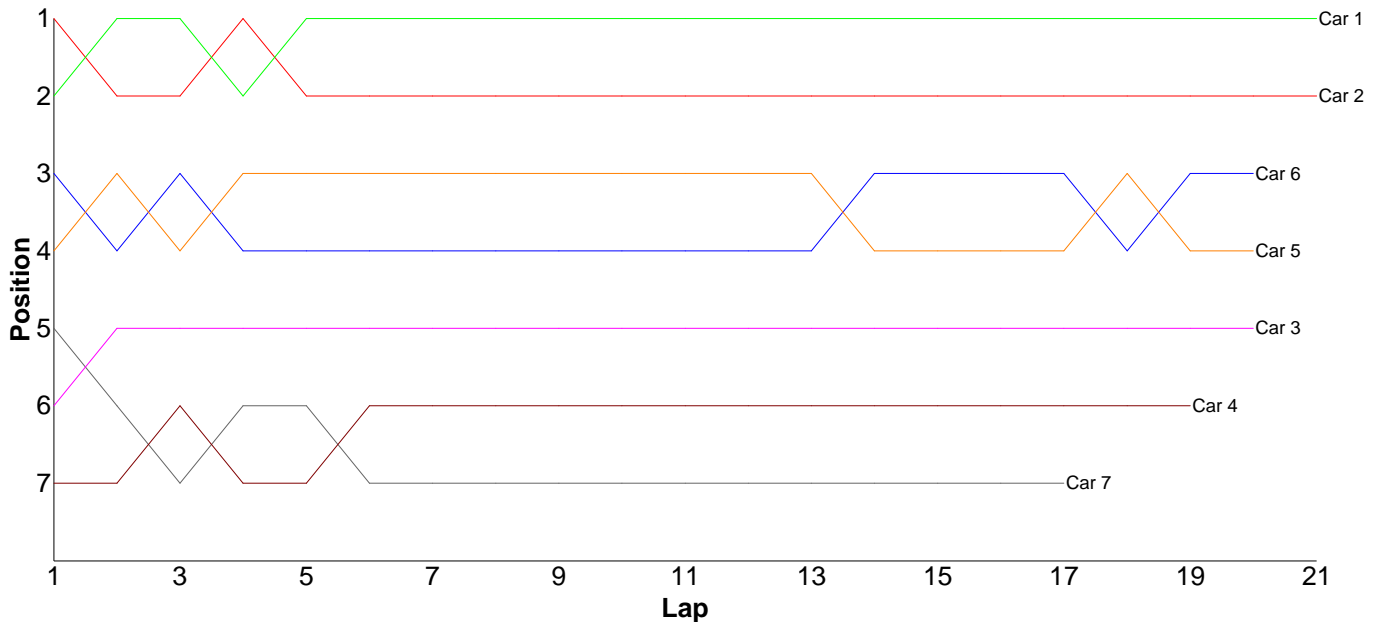
Lap	Car 1	Car 2	Car 3	Car 4	Car 5	Car 6	Car 7
1	17.18	21.15	15.84	16.01	16.68	16.26	16.72
2	15.39	16.75	15.77	16.43	16.22	15.99	16.72
3	15.17	16.14	17.00	16.23	17.14	15.82	16.35
4	15.15	18.04	16.21	20.78	16.66	15.53	16.84
5	15.03	16.70	15.58	16.28	16.68	15.80	15.73
6	15.36	15.75	16.46	15.58	16.48	16.36	16.26
7	15.44	16.53	15.60	15.52	16.61	16.18	17.73
8	15.64	16.33	17.35	15.69	16.51	15.95	18.67
9	15.36	15.88	15.75	15.93	18.36	15.71	17.58
10	15.38	15.64	15.48	16.26	17.68	15.58	16.78
11	15.51	18.19	25.53	15.87	18.82	20.49	16.07
12	17.06	16.41	16.24	20.86	18.85	86.74	15.89
13	16.30	16.05	16.79	20.48	18.69	17.01	16.46
14	21.80	15.74	15.73	16.37	16.58	18.49	17.60
15	15.97	15.66	15.73	15.50	16.45		17.07
16	16.23	15.52	15.74	16.79	16.38		16.45
17	15.82	15.80	15.91	16.85	16.04		16.14
18	15.85	15.70	15.44	15.75	16.57		
19	16.04	15.85	17.50				
20							



Heat 8 - Round 1 (Pro-Stock)

Pos	Car	Form	Name	Member Type	Car Make	Result	Ave	Best
1	1	F1	Glen Westwood	2009	Schumacher	21 / 313.69	14.93	14.45
2	2	F1	Jay Westwood	2009	Schumacher	21 / 314.09	14.95	14.51
3	6	F1	Aaron Wearn	2009	Schumacher	20 / 306.92	15.34	14.88
4	5	F1	John Zottl	2009	Xray	20 / 307.52	15.37	15.10
5	3	F1	Mark Sadler	2009	Schumacher	20 / 315.56	15.77	15.10
6	4	F1	Ori Sohachevsky	2009	Schumacher	19 / 310.58	16.34	15.10
7	7	F1	Matthew Quinlisk	2009	Hot Bodies	17 / 307.63	18.09	15.27

Lap	Car 1	Car 2	Car 3	Car 4	Car 5	Car 6	Car 7
1	14.57	14.51	16.29	19.49	15.43	15.26	15.87
2	14.49	14.82	15.22	16.49	15.10	15.32	16.18
3	14.45	14.73	15.11	15.33	15.38	15.12	21.89
4	15.27	14.70	15.32	21.26	15.17	15.60	16.85
5	14.49	14.85	15.53	15.44	15.18	15.20	15.80
6	14.54	14.73	15.63	15.10	15.17	15.32	19.06
7	14.83	14.66	15.62	15.84	15.52	15.60	42.12
8	14.68	14.90	19.80	15.35	15.44	15.48	16.59
9	14.61	14.99	15.55	17.50	15.49	15.29	15.36
10	14.72	15.07	15.39	15.69	15.28	15.23	16.66
11	14.87	14.95	15.93	15.50	15.16	15.13	15.27
12	14.65	15.41	15.10	19.38	15.10	14.88	16.24
13	14.75	15.08	15.38	16.16	15.43	15.45	15.41
14	14.71	15.17	15.43	15.12	15.44	15.26	16.10
15	14.93	15.22	15.26	15.38	15.28	15.15	17.03
16	14.77	14.96	15.49	15.24	15.40	15.43	15.79
17	14.95	14.93	16.46	15.49	15.31	15.55	15.41
18	14.82	15.18	15.78	15.31	15.85	15.89	
19	14.80	14.99	15.65	15.51	15.70	15.53	
20	18.64	15.25	15.62		15.69	15.23	
21	15.15	14.99					
22							

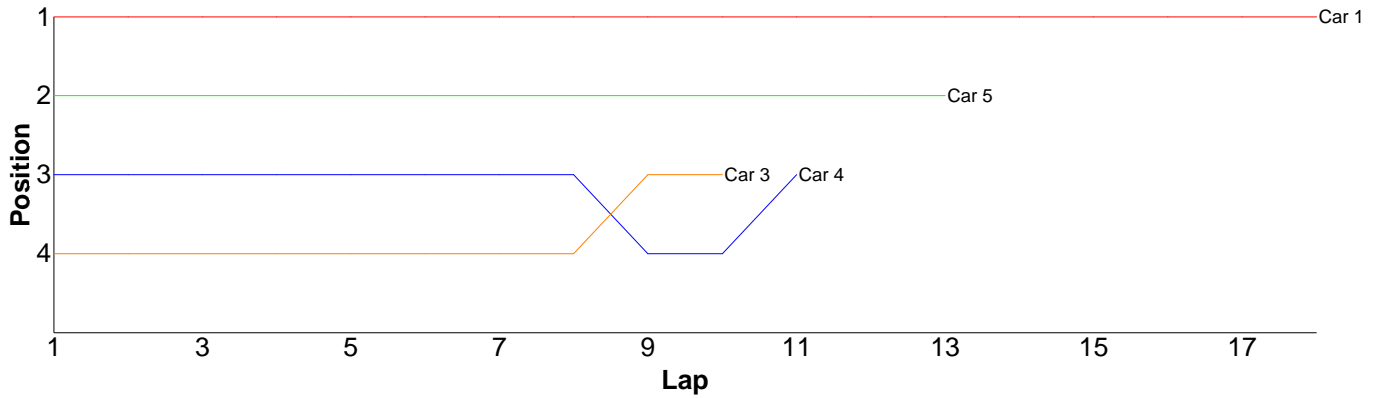


Heat 9 - Round 1 (<GT / Sport>)

Pos	Car	Form	Name	Class	Member Type	Car Make	Result	Ave
1	1	F4	Rob Baxter	Formula GT	2009	Associated	18 / 310.54	17.25
2	5		Jason Elliot	EP Sport	G09A	Tamiya	13 / 304.40	23.41
3	4	F4	Neil Talbot	Formula GT	2009	Calandra	11 / 307.04	27.91
4	3	F4	Scott Stokes	Formula GT	2009	Tamiya	10 / 279.96	27.99
5	2	F4	Brian Killick	Formula GT	2009	Tamiya	0 / 0.00	0.00

Lap	Car 1	Car 2	Car 3	Car 4	Car 5
-----	-------	-------	-------	-------	-------

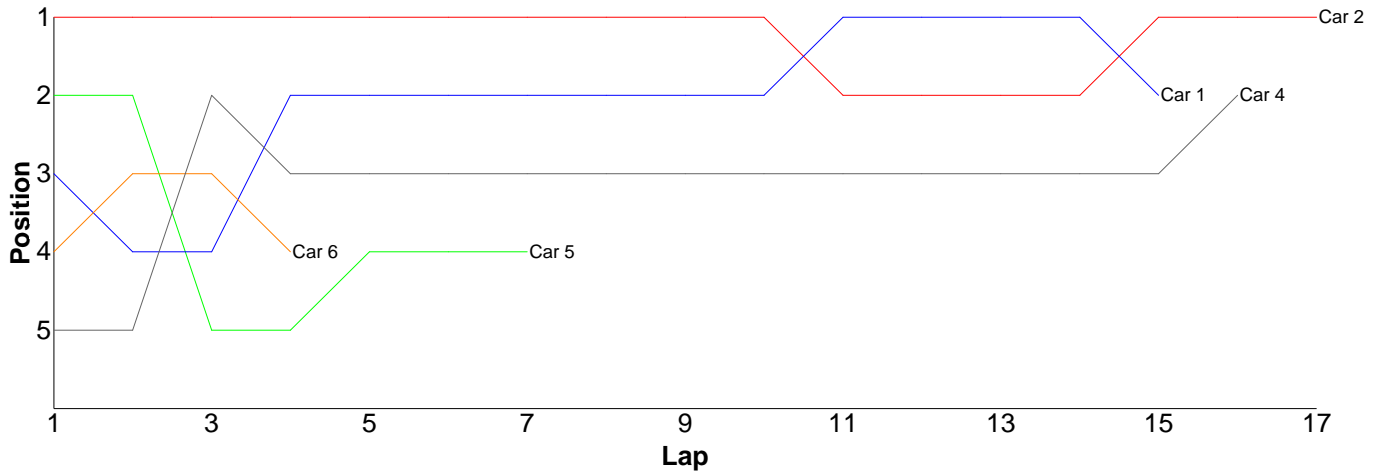
1	16.18		89.10	66.73	23.78
2	16.63		19.90	32.59	30.58
3	16.26		20.10	22.91	21.18
4	16.17		22.09	22.94	23.58
5	16.73		24.82	21.61	21.35
6	16.05		19.04	19.71	22.23
7	15.94		18.44	19.42	24.06
8	15.90		18.99	19.67	22.60
9	16.12		28.22	42.39	22.54
10	16.11		19.26	19.70	23.30
11	15.93			19.37	22.45
12	21.08				24.22
13	16.23				22.53
14	18.60				
15	26.06				
16	17.22				
17	16.35				
18	16.98				
19					



Heat 10 - Round 1 (<GT / Sport>)

Pos	Car	Form	Name	Member Type	Car Make	Result	Ave	Best
1	2	F4	Jon Wilkins	2009	Associated	17 / 304.36	17.90	16.14
2	4	F4	Martin Trice	2009	HPI	16 / 313.41	19.58	17.12
3	1	F3	Nigel Moss	2009	Calandra	15 / 275.92	18.39	16.12
4	5	F3	Dave Skelton	2009	Associated	7 / 151.70	21.67	16.57
5	6		Remo Casadei	2009	Corally	4 / 70.84	17.71	16.77
6	3	F4	Tim Webb	2009	Tamiya	0 / 0.00	0.00	0.00

Lap	Car 1	Car 2	Car 3	Car 4	Car 5	Car 6
1	17.50	17.27		18.09	17.45	17.59
2	16.87	16.44		17.85	16.57	16.77
3	19.32	16.75		17.12	22.41	19.32
4	16.28	16.44		17.61	18.61	17.16
5	16.12	16.14		17.75	38.47	
6	16.21	16.35		18.60	19.58	
7	16.23	16.46		17.35	18.61	
8	16.57	16.30		31.36		
9	16.37	17.84		17.97		
10	16.15	16.33		24.20		
11	16.78	20.22		20.43		
12	16.35	17.94		18.44		
13	19.56	17.77		18.90		
14	20.13	18.82		18.02		
15	35.48	23.74		20.91		
16		20.08		18.81		
17		19.47				
18						

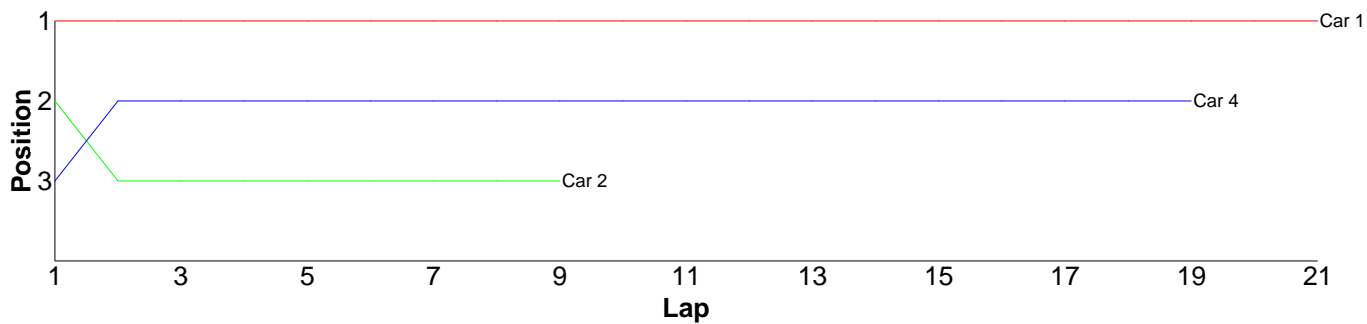


Heat 1 - Round 2 (IC Touring)

Pos	Car	Form	Name	Member Type	Car Make	Result	Ave	Best
1	1	F1	John Zottl	2009	Xray	21 / 308.01	14.66	14.22
2	4	F2	Colin Taggart	2009	Xray	19 / 307.37	16.17	15.52
3	2	F2	Phillip Pullen	2009	Mugen	9 / 183.39	20.37	15.76
4	3	F2	Mark Fagan	2009	Serpent	0 / 0.00	0.00	0.00

Lap	Car 1	Car 2	Car 3	Car 4
-----	-------	-------	-------	-------

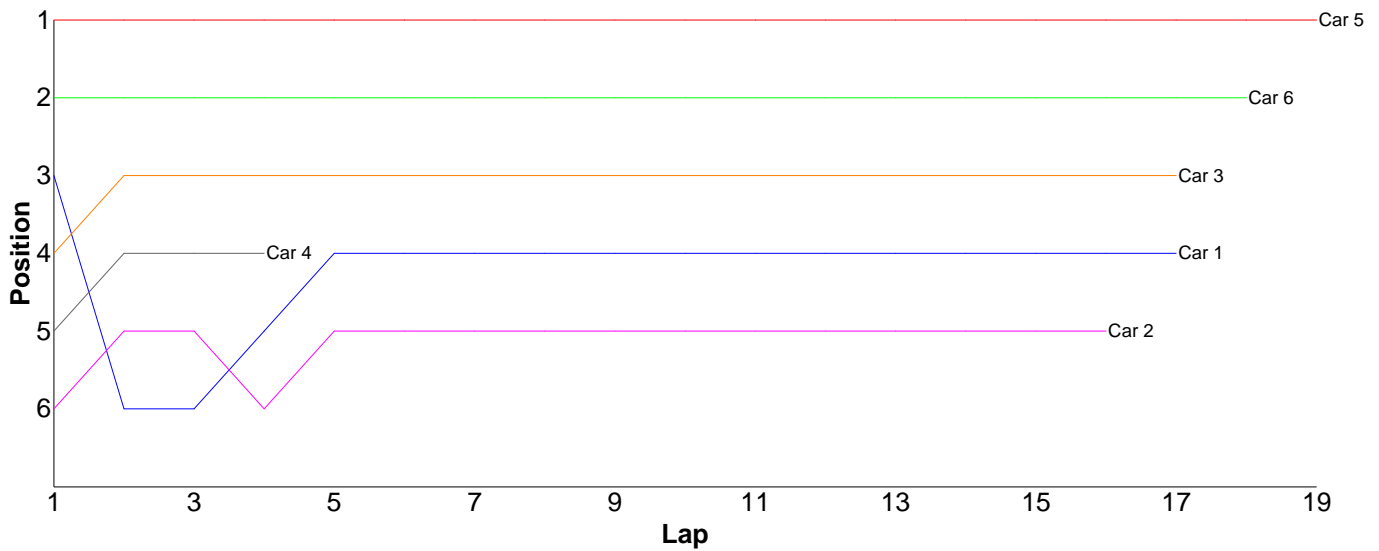
1	15.39	16.17	16.28
2	15.35	17.17	15.82
3	14.87	51.97	15.81
4	14.75	16.09	15.52
5	14.98	15.96	15.80
6	14.82	16.94	16.40
7	14.73	15.76	16.60
8	14.46	15.76	15.98
9	14.90	17.57	16.60
10	14.89		16.34
11	14.44		15.94
12	14.44		16.06
13	14.22		16.70
14	14.74		16.22
15	14.31		16.00
16	14.98		15.88
17	14.40		15.94
18	14.31		17.33
19	14.34		16.15
20	14.39		
21	14.30		
22			



Heat 2 - Round 2 (<13.5 / 17.5>)

Pos	Car	Form	Name	Class	Member Type	Car Make	Result	Ave
1	5		Graham Staples	Stock Touring	2009	Xray	19 / 304.84	16.04
2	6		Scott Hauser	17.5 Stock	2009	Xray	18 / 315.68	17.53
3	3		Jack Gayler (J)	Stock Touring	G09A	Schumacher	17 / 303.72	17.86
4	1	F2	James Davis	Stock Touring	2009	Tamiya	17 / 314.78	18.51
5	2	F2	Kieran Stokes (J)	Stock Touring	2009	Xray	16 / 308.52	19.28
6	4	F2	Jose Jimemez	Stock Touring	2009	Associated	4 / 74.10	18.52

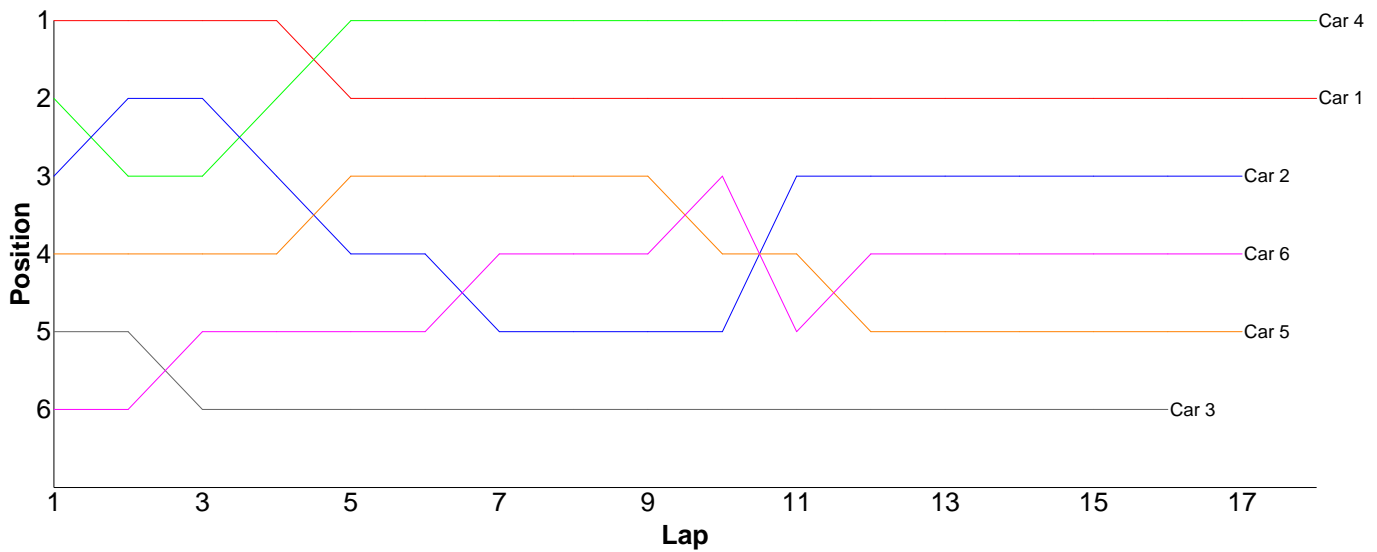
Lap	Car 1	Car 2	Car 3	Car 4	Car 5	Car 6
1	18.09	21.24	18.13	18.54	15.57	17.23
2	23.35	18.42	17.51	18.85	15.43	17.15
3	20.02	20.05	17.61	18.64	15.85	17.67
4	18.46	25.52	18.01	18.07	15.90	17.06
5	17.37	17.53	17.72		17.14	17.15
6	18.07	18.33	18.07		16.40	17.00
7	17.77	17.53	17.72		16.03	17.55
8	18.44	18.33	18.97		15.87	17.32
9	17.74	17.70	17.27		15.81	17.76
10	17.34	18.30	17.16		16.13	17.57
11	18.16	17.54	17.96		16.46	17.70
12	17.31	19.12	17.99		15.99	18.42
13	17.39	23.82	18.16		16.28	17.84
14	17.89	17.95	17.46		15.96	17.49
15	19.24	18.96	17.67		15.92	17.48
16	19.53	18.18	18.58		15.98	17.69
17	18.61		17.73		15.76	17.95
18					16.39	17.65
19					15.97	
20						



Heat 3 - Round 2 (<13.5 / 17.5>)

Pos	Car	Form	Name	Member Type	Car Make	Result	Ave	Best
1	4	F2	Mark Fagan	2009	Serpent	18 / 310.29	17.23	16.33
2	1		Mason Sadler (J)	G09A	Hot Bodies	18 / 313.17	17.39	16.19
3	2	F2	Craig Murrell (J)	2009	Xray	17 / 301.66	17.74	16.78
4	6	F2	Gary Fuller	2009	Xray	17 / 303.68	17.86	17.07
5	5	F2	Scott Stokes	2009	Xray	17 / 307.68	18.09	17.57
6	3	F2	Robin Francis	2009	Hot Bodies	16 / 300.66	18.79	17.21

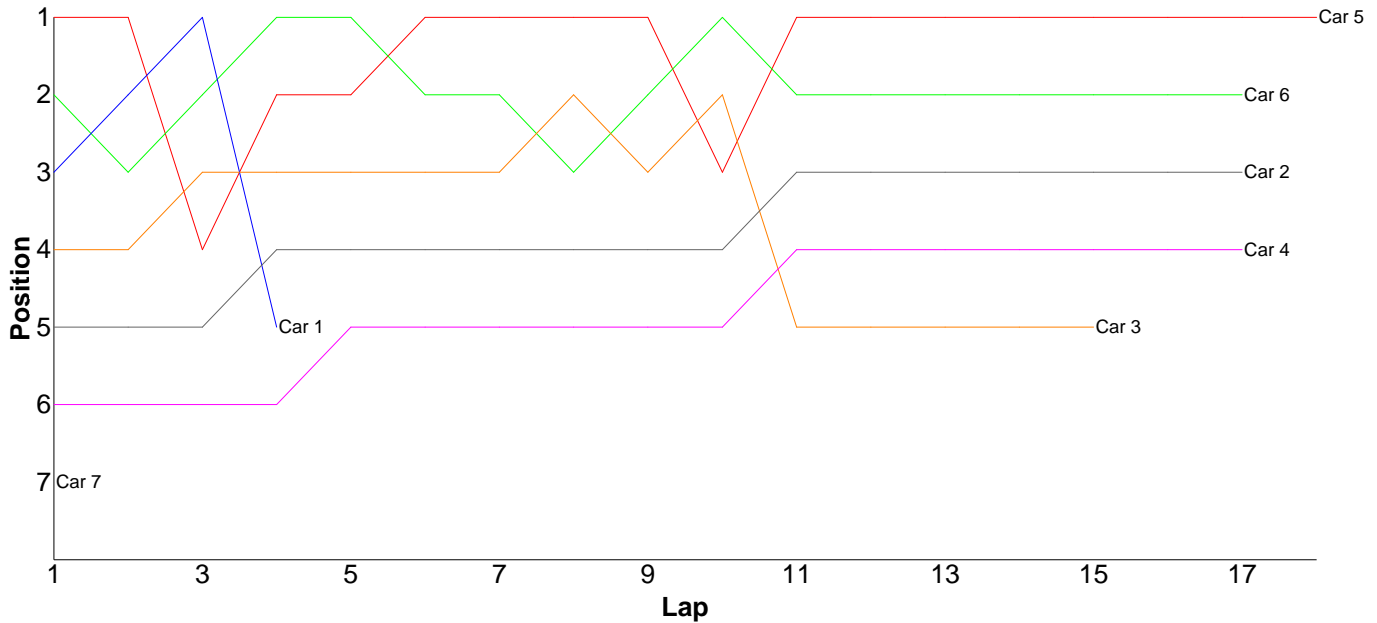
Lap	Car 1	Car 2	Car 3	Car 4	Car 5	Car 6
1	16.51	17.27	20.13	17.10	18.06	22.11
2	16.76	18.86	17.61	19.09	18.64	19.09
3	16.19	17.43	22.57	17.51	18.61	17.63
4	16.90	18.21	18.67	16.33	18.29	17.50
5	23.91	21.39	17.84	18.08	17.63	17.23
6	16.76	16.78	18.35	16.87	17.88	17.58
7	17.08	19.01	20.56	16.41	17.76	17.61
8	16.88	17.90	17.91	17.03	17.73	17.31
9	16.83	17.41	18.35	16.73	17.57	17.55
10	19.22	16.86	17.24	16.94	18.52	17.07
11	16.98	16.91	17.21	16.51	17.88	17.95
12	16.80	17.23	18.23	16.57	18.23	17.73
13	16.87	18.34	17.72	17.04	18.52	17.52
14	16.43	17.16	17.39	16.76	18.26	17.82
15	16.45	16.91	19.60	16.89	18.19	17.77
16	16.37	17.21	21.28	16.80	17.93	17.11
17	16.34	16.78		16.82	17.98	17.10
18	19.89			20.81		
19						



Heat 4 - Round 2 (<13.5 / 17.5>)

Pos	Car	Form	Name	Member Type	Car Make	Result	Ave	Best
1	5	F2	Dave Skelton	2009	Xray	18 / 311.13	17.28	16.04
2	6		Kyle Fuller (J)	G09A	Xray	17 / 300.89	17.69	17.04
3	2	F1	Ian Cairns	2009	Schumacher	17 / 301.04	17.70	16.77
4	4	F1	Jon Wilkins	2009	Hot Bodies	17 / 309.57	18.21	16.25
5	3	F1	Chris Graco	2009	Xray	15 / 304.73	20.31	17.26
6	1		Phil Williams	G09A	Xray	4 / 84.32	21.08	16.59
7	7		Joe Jenyavanija	2009	Tamiya	1 / 93.36	93.36	93.36

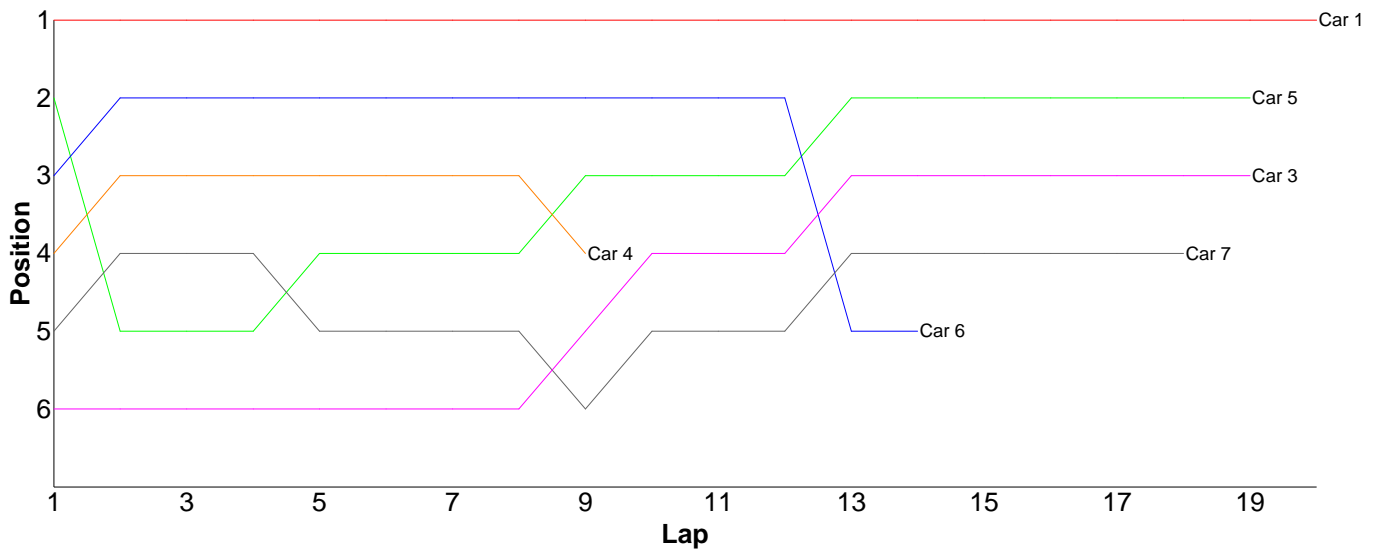
Lap	Car 1	Car 2	Car 3	Car 4	Car 5	Car 6	Car 7
1	17.60	23.23	17.98	41.80	16.62	17.41	93.36
2	16.59	17.35	18.23	16.80	17.12	17.34	
3	16.59	17.95	18.35	17.09	21.51	17.75	
4	33.54	17.23	17.39	16.87	16.21	17.04	
5		17.33	17.42	16.74	16.04	17.51	
6		17.30	17.47	16.47	16.17	17.57	
7		17.20	17.26	16.82	17.46	17.46	
8		17.09	17.40	16.60	17.21	19.49	
9		17.16	18.58	16.25	16.97	17.96	
10		17.21	17.60	16.50	22.65	17.76	
11		17.13	36.88	16.52	16.86	17.75	
12		18.57	37.51	17.10	16.90	17.37	
13		17.68	17.40	18.07	16.49	18.09	
14		17.82	17.30	16.70	16.43	17.97	
15		17.20	17.96	16.52	16.72	17.41	
16		16.82		16.27	16.62	17.47	
17		16.77		16.45	16.34	17.54	
18					16.81		
19							



Heat 5 - Round 2 (<13.5 / 17.5>)

Pos	Car	Form	Name	Member Type	Car Make	Result	Ave	Best
1	1	F1	Rob Baxter	2009	Xray	20 / 312.26	15.61	15.43
2	5	F2	Scott Hauser	2009	Xray	19 / 312.13	16.42	15.75
3	3		Remo Casadei	2009	Schumacher	19 / 313.98	16.52	16.09
4	7	F1	Kevin Bissell	2009	Hot Bodies	18 / 302.30	16.79	16.39
5	6	F1	David Clift	2009		14 / 235.96	16.85	15.83
6	4	F1	Nigel Moss	2009	Hot Bodies	9 / 148.03	16.44	15.93
7	2	F1	Kieran Clift (J)	2009	Schumacher	0 / 0.00	0.00	0.00

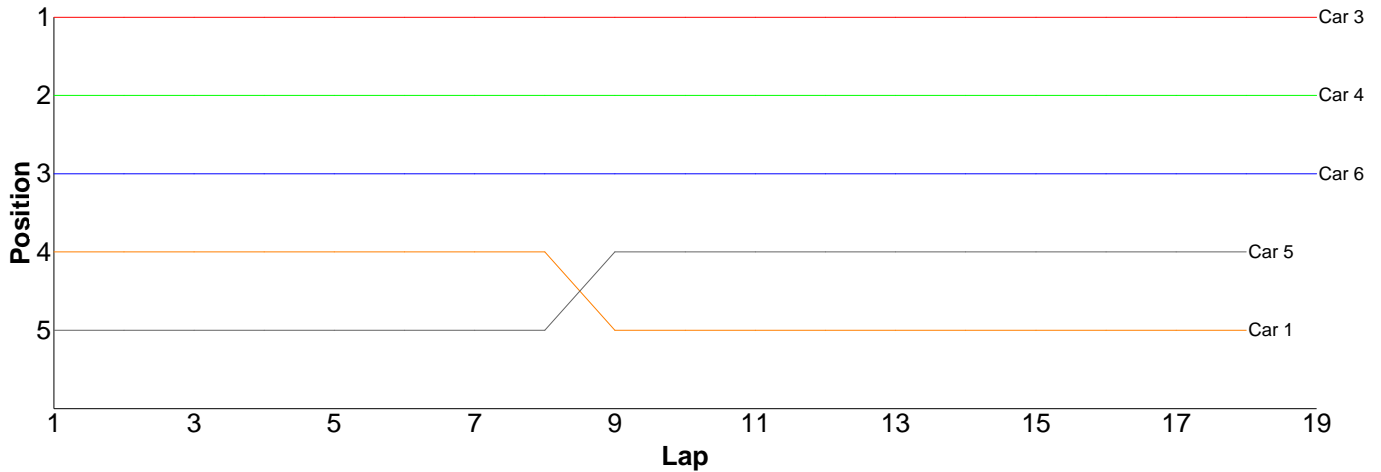
Lap	Car 1	Car 2	Car 3	Car 4	Car 5	Car 6	Car 7
1	15.66		18.80	16.68	16.01	16.22	17.31
2	16.01		16.71	16.52	18.62	16.22	16.51
3	15.70		16.24	16.70	16.49	16.12	16.62
4	15.54		16.55	16.50	15.90	16.11	16.50
5	15.43		16.15	16.14	15.75	15.97	16.58
6	15.63		16.36	15.93	16.02	15.92	16.41
7	15.52		16.47	15.96	15.87	16.11	16.39
8	15.55		16.21	15.96	15.91	15.83	16.51
9	15.63		16.34	17.64	16.11	16.27	17.53
10	15.68		16.82		16.45	16.44	16.87
11	15.59		16.38		15.93	16.29	16.87
12	15.62		16.45		17.69	16.32	16.74
13	15.49		16.34		16.67	24.14	16.82
14	15.62		16.25		16.11	18.00	16.94
15	15.50		16.52		16.93		17.06
16	15.68		16.36		15.95		16.96
17	15.68		16.09		17.00		16.68
18	15.57		16.14		16.48		17.00
19	15.70		16.80		16.24		
20	15.46						
21							



Heat 6 - Round 2 (Pro-Stock)

Pos	Car	Form	Name	Member Type	Car Make	Result	Ave	Best
1	3		Craig Maher	G09A	Xray	19 / 300.79	15.83	15.48
2	4	F2	Daniel Horton	2009	Hot Bodies	19 / 309.91	16.31	15.91
3	6	F2	Phillip Pullen	2009	HPI	19 / 310.92	16.36	15.92
4	5		Richard Young	G09A	Xray	18 / 302.22	16.79	15.95
5	1		John Fisher	2009	Xray	18 / 303.70	16.87	15.77

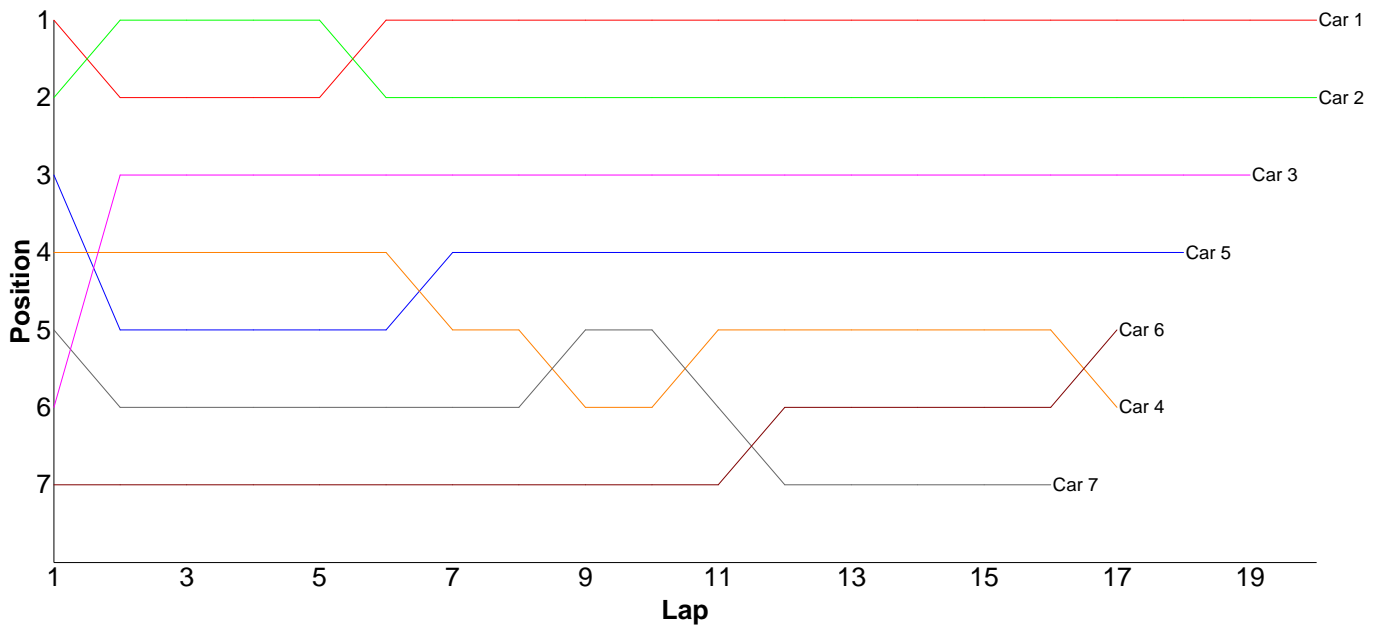
Lap	Car 1	Car 2	Car 3	Car 4	Car 5	Car 6
1	17.48		16.31	16.57	17.78	16.74
2	17.29		15.79	16.15	17.61	16.47
3	16.15		15.65	15.97	17.39	16.56
4	16.55		15.56	16.28	17.46	16.50
5	16.86		15.66	16.37	17.08	16.29
6	16.39		15.80	16.21	17.66	16.15
7	16.41		15.55	16.18	17.02	16.35
8	20.94		15.50	16.43	16.84	16.36
9	17.75		17.64	16.23	16.43	16.69
10	16.71		16.44	16.49	17.11	16.44
11	16.98		15.64	16.90	16.41	15.92
12	16.29		15.78	16.42	16.39	16.60
13	16.78		15.56	16.31	16.22	16.39
14	16.58		15.51	15.91	16.14	16.15
15	16.42		15.83	16.13	15.95	16.07
16	16.22		15.77	16.24	16.17	16.36
17	15.77		15.55	16.15	16.44	16.41
18	16.13		15.48	16.47	16.12	16.23
19			15.77	16.50		16.24
20						



Heat 7 - Round 2 (Pro-Stock)

Pos	Car	Form	Name	Member Type	Car Make	Result	Ave	Best
1	1	F1	Nick Adams	2009	Tamiya	20 / 307.51	15.37	15.01
2	2	F2	Tony Foster	2009	Xray	20 / 313.18	15.65	14.94
3	3	F1	Brian Killick	2009	Xray	19 / 301.52	15.86	15.29
4	5	F2	Neil Talbot	2009	Xray	18 / 315.29	17.51	16.22
5	6		Stuart Barber	G09A	Tamiya	17 / 301.63	17.74	15.58
6	4		Glen West	2009	Xray	17 / 308.41	18.14	15.99
7	7		Dain Gayler	G09A	Schumacher	16 / 305.64	19.10	15.96

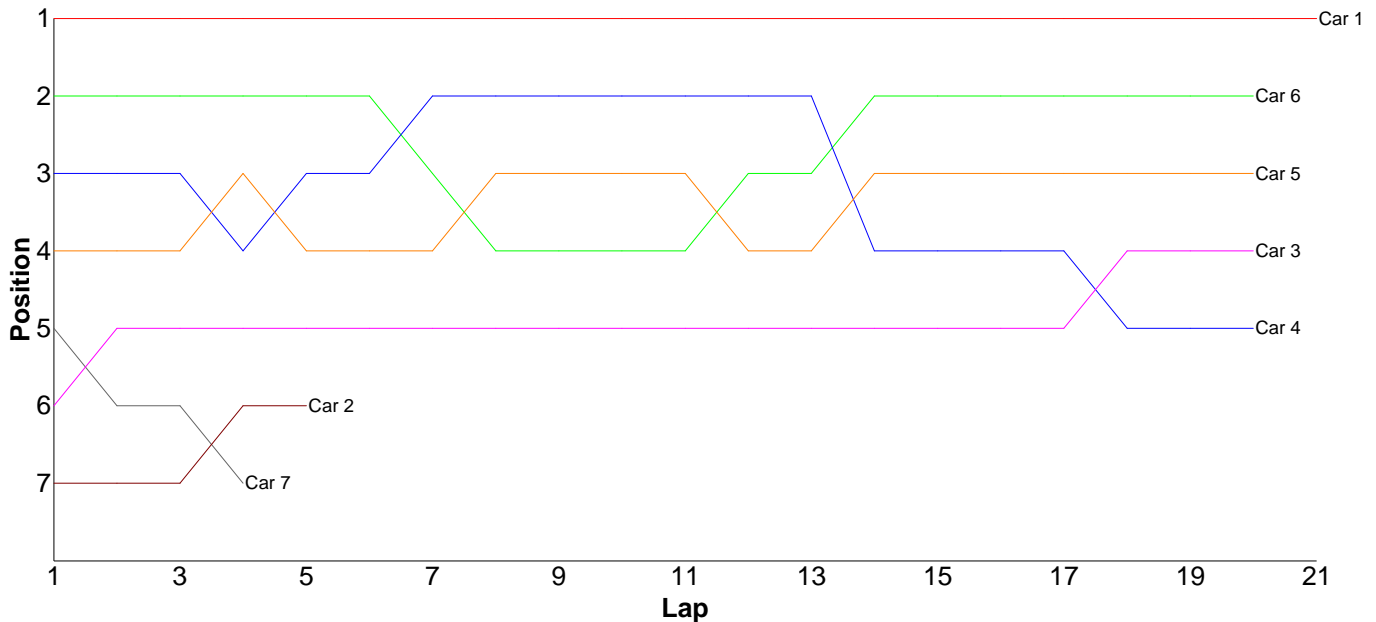
Lap	Car 1	Car 2	Car 3	Car 4	Car 5	Car 6	Car 7
1	15.48	15.51	17.85	17.78	17.51	42.58	17.83
2	15.08	14.94	15.82	16.60	18.26	15.81	32.13
3	15.30	15.02	15.61	17.06	18.82	17.71	16.94
4	15.30	15.63	15.29	18.82	16.65	16.06	19.79
5	15.44	15.08	15.39	16.19	19.57	15.84	18.00
6	15.11	15.71	15.47	16.27	16.76	17.63	17.03
7	15.01	15.75	15.36	31.70	17.93	16.62	16.21
8	15.87	15.52	16.08	18.69	16.83	16.22	15.96
9	15.72	15.71	15.47	17.55	17.23	16.27	16.65
10	15.36	15.76	15.57	16.13	16.77	15.80	16.20
11	15.28	15.59	15.73	16.15	16.61	15.58	17.71
12	15.43	15.61	15.60	15.99	16.69	15.86	22.83
13	15.34	15.66	15.41	16.80	16.22	16.26	18.27
14	15.15	15.27	15.95	16.41	16.91	15.82	17.75
15	15.38	15.23	15.88	16.25	17.16	15.94	20.62
16	15.13	15.64	15.60	16.97	19.48	15.71	21.72
17	15.29	15.97	16.15	23.05	17.00	15.92	
18	15.36	17.86	16.17		18.89		
19	15.64	16.09	17.12				
20	15.84	15.63					
21							



Heat 8 - Round 2 (Pro-Stock)

Pos	Car	Form	Name	Member Type	Car Make	Result	Ave	Best
1	1	F1	Glen Westwood	2009	Schumacher	21 / 311.07	14.81	14.33
2	6	F1	Aaron Wearn	2009	Schumacher	20 / 300.28	15.01	14.84
3	5	F1	John Zottl	2009	Xray	20 / 300.67	15.03	14.63
4	3	F1	Mark Sadler	2009	Schumacher	20 / 307.90	15.39	15.06
5	4	F1	Ori Sohachevsky	2009	Schumacher	20 / 309.62	15.48	14.57
6	2	F1	Jay Westwood	2009	Schumacher	5 / 81.13	16.22	14.94
7	7	F1	Matthew Quinlisk	2009	Hot Bodies	4 / 67.19	16.79	15.93

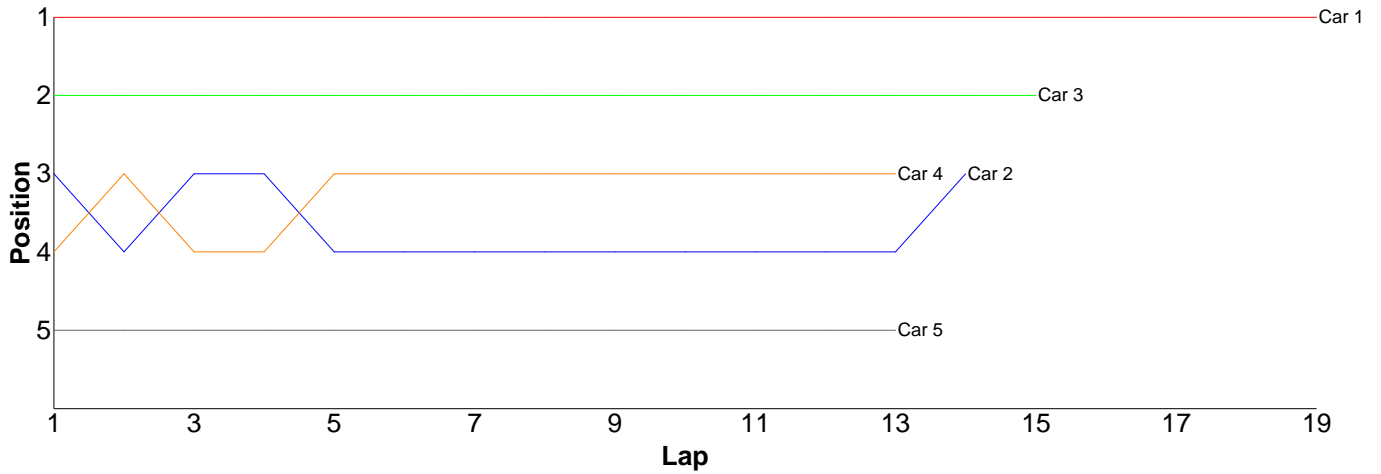
Lap	Car 1	Car 2	Car 3	Car 4	Car 5	Car 6	Car 7
1	14.33	18.74	16.27	15.32	15.62	15.09	16.04
2	14.42	15.49	15.24	14.95	15.17	15.10	15.93
3	14.54	16.29	16.32	15.04	14.78	14.94	17.26
4	14.55	15.67	15.41	15.37	15.04	15.06	17.96
5	14.65	14.94	15.17	14.88	14.97	15.13	
6	14.43		15.38	14.93	15.06	15.12	
7	14.64		15.06	14.57	14.92	14.84	
8	15.00		15.18	14.72	14.63	15.13	
9	14.73		15.07	15.22	14.84	14.89	
10	14.93		15.25	14.95	15.01	14.93	
11	14.62		15.19	14.79	15.01	14.94	
12	15.07		15.21	14.65	15.31	14.98	
13	14.73		15.25	14.66	15.05	14.97	
14	15.15		15.46	16.47	14.91	15.02	
15	15.48		15.54	15.34	15.09	14.96	
16	14.86		15.98	14.90	15.12	14.96	
17	14.68		15.28	19.14	14.90	14.98	
18	14.84		15.23	18.99	14.96	15.01	
19	15.44		15.17	15.63	15.16	15.11	
20	15.06		15.24	15.10	15.12	15.12	
21	14.92						
22							



Heat 9 - Round 2 (<GT / Sport>)

Pos	Car	Form	Name	Class	Member Type	Car Make	Result	Ave
1	1	F4	Rob Baxter	Formula GT	2009	Associated	19 / 305.66	16.08
2	3	F4	Scott Stokes	Formula GT	2009	Tamiya	15 / 300.25	20.01
3	2	F4	Brian Killick	Formula GT	2009	Tamiya	14 / 322.03	23.00
4	4	F4	Neil Talbot	Formula GT	2009	Calandra	13 / 273.39	21.03
5	5		Jason Elliot	EP Sport	G09A	Tamiya	13 / 303.83	23.37

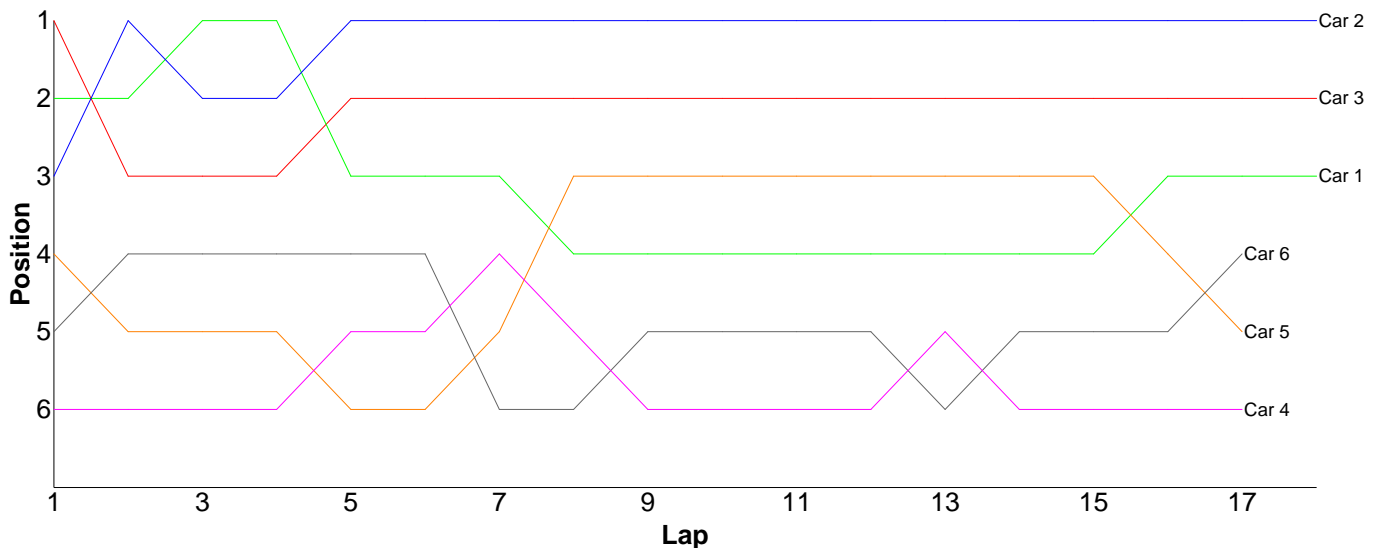
Lap	Car 1	Car 2	Car 3	Car 4	Car 5
1	16.58	19.97	19.76	20.44	20.77
2	15.98	22.88	19.42	19.48	24.31
3	16.02	20.92	20.27	26.81	28.64
4	16.15	21.66	20.96	19.11	21.92
5	16.36	25.32	19.56	22.92	21.76
6	15.83	27.98	18.75	23.16	21.57
7	15.61	21.69	19.09	17.96	28.67
8	15.89	20.50	27.80	20.75	22.66
9	15.82	30.66	18.99	18.96	23.42
10	15.86	21.10	18.72	17.96	24.09
11	15.69	25.91	19.42	19.01	22.18
12	15.83	19.55	19.21	21.35	21.38
13	16.42	21.07	19.40	25.48	22.46
14	16.34	22.82	19.18		
15	16.04		19.72		
16	16.21				
17	16.47				
18	16.30				
19	16.26				
20					



Heat 10 - Round 2 (<GT / Sport>)

Pos	Car	Form	Name	Member Type	Car Make	Result	Ave	Best
1	2	F4	Jon Wilkins	2009	Associated	18 / 301.76	16.76	15.89
2	3	F4	Tim Webb	2009	Tamiya	18 / 302.75	16.81	16.33
3	1	F3	Nigel Moss	2009	Calandra	18 / 313.24	17.40	16.31
4	6		Remo Casadei	2009	Corally	17 / 301.08	17.71	16.12
5	5	F3	Dave Skelton	2009	Associated	17 / 301.19	17.71	16.52
6	4	F4	Martin Trice	2009	HPI	17 / 305.71	17.98	16.45

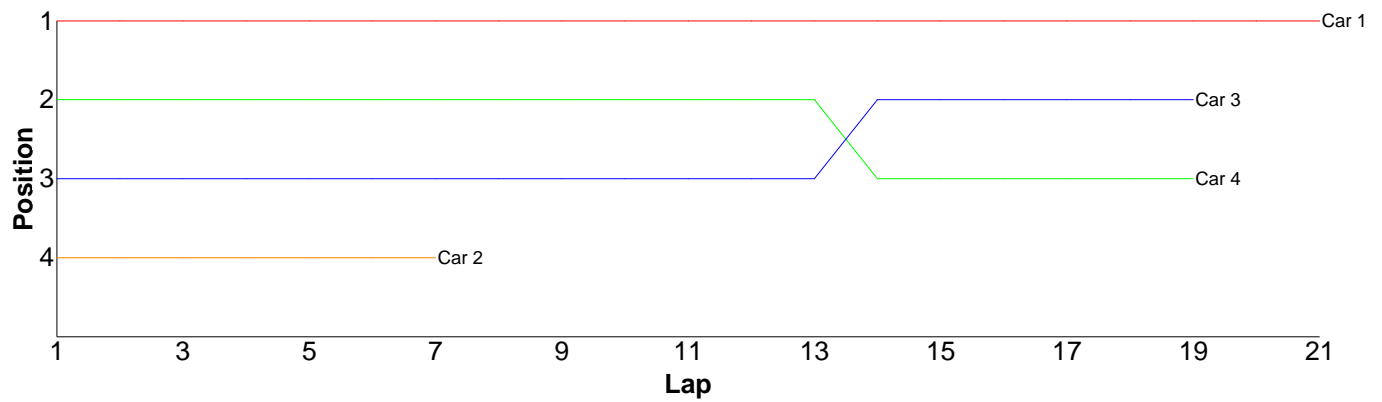
Lap	Car 1	Car 2	Car 3	Car 4	Car 5	Car 6
1	17.33	17.37	17.16	18.66	17.54	17.75
2	16.31	15.95	17.25	18.42	18.23	17.31
3	16.53	17.69	16.83	17.56	17.83	18.19
4	16.33	16.17	16.64	17.11	17.91	17.46
5	18.22	16.47	16.61	16.96	17.61	17.16
6	16.40	16.14	16.62	16.45	16.81	16.71
7	19.47	15.89	18.83	17.38	16.86	24.43
8	21.37	16.66	16.59	22.45	16.56	16.27
9	17.41	16.31	16.35	16.94	16.52	16.12
10	16.77	16.25	16.34	17.84	16.62	16.35
11	16.90	16.30	16.52	16.82	17.00	18.09
12	16.33	19.19	17.24	17.38	16.61	16.17
13	18.87	16.95	16.76	16.99	17.11	19.57
14	16.63	17.03	16.62	21.37	19.77	17.98
15	16.65	17.00	16.33	18.14	17.46	16.87
16	17.25	16.97	16.54	17.49	22.35	18.27
17	17.02	16.85	16.72	17.75	18.40	16.38
18	17.45	16.57	16.80			
19						



Heat 1 - Round 3 (IC Touring)

Pos	Car	Form	Name	Member Type	Car Make	Result	Ave	Best
1	1	F1	John Zottl	2009	Xray	21 / 302.85	14.42	14.18
2	3	F2	Mark Fagan	2009	Serpent	19 / 303.85	15.99	15.53
3	4	F2	Colin Taggart	2009	Xray	19 / 304.86	16.04	15.62
4	2	F2	Phillip Pullen	2009	Mugen	7 / 300.43	42.91	16.04

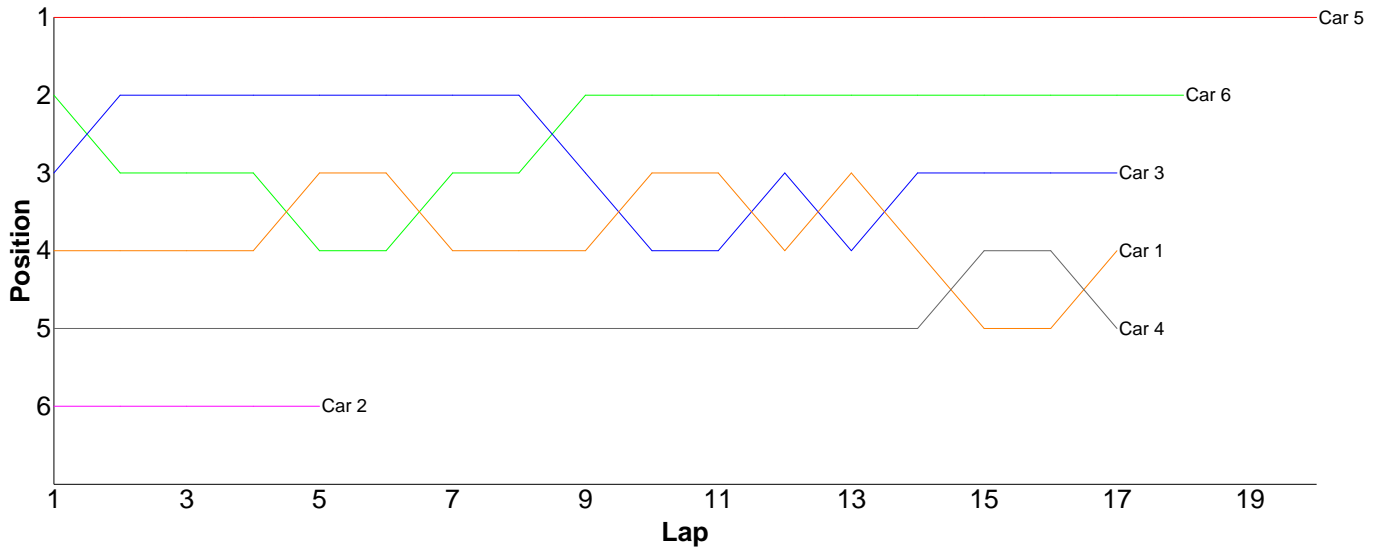
1	14.99	47.31	16.29	15.91
2	14.83	17.36	16.34	16.57
3	14.56	16.04	17.30	15.91
4	14.51	140.29	16.25	15.69
5	14.37	43.92	15.83	16.26
6	14.40	18.81	16.32	15.92
7	14.56	16.70	16.28	16.13
8	14.27		15.79	15.87
9	14.29		15.53	16.34
10	14.59		15.84	15.77
11	14.18		15.89	16.26
12	14.28		15.72	16.17
13	14.19		16.32	16.84
14	14.50		15.54	15.77
15	14.23		15.57	15.98
16	14.47		15.82	15.83
17	14.24		15.67	15.62
18	14.26		15.60	16.11
19	14.48		15.95	15.91
20	14.23			
21	14.42			
22				



Heat 2 - Round 3 (<13.5 / 17.5>)

Pos	Car	Form	Name	Class	Member Type	Car Make	Result	Ave
1	5		Graham Staples	Stock Touring	2009	Xray	20 / 314.53	15.72
2	6		Scott Hauser	17.5 Stock	2009	Xray	18 / 315.94	17.55
3	3		Jack Gayler (J)	Stock Touring	G09A	Schumacher	17 / 302.99	17.82
4	1	F2	James Davis	Stock Touring	2009	Tamiya	17 / 312.77	18.39
5	4	F2	Jose Jimemez	Stock Touring	2009	Associated	17 / 318.10	18.71
6	2	F2	Kieran Stokes (J)	Stock Touring	2009	Xray	5 / 192.85	38.57

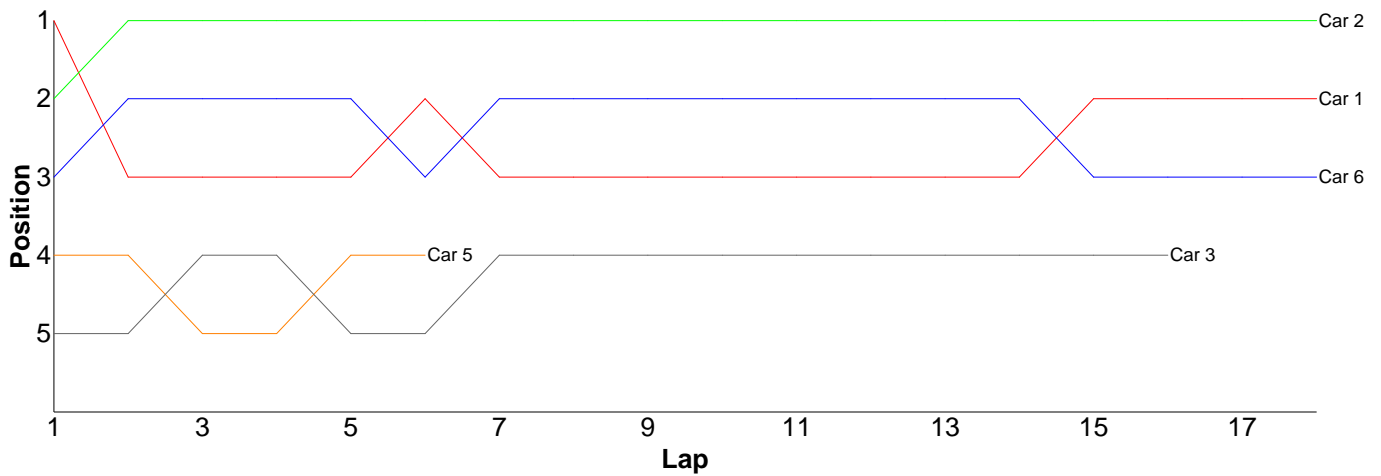
Lap	Car 1	Car 2	Car 3	Car 4	Car 5	Car 6
1	18.34	26.11	18.33	18.64	15.40	17.68
2	17.56	24.12	16.64	17.69	15.37	17.41
3	17.05	17.98	17.05	18.11	15.36	17.29
4	18.01	22.38	16.81	18.43	15.55	17.46
5	17.79	102.26	18.89	17.95	15.66	19.71
6	17.65		17.16	18.67	15.44	17.20
7	19.62		18.12	17.91	15.67	17.25
8	18.24		17.65	18.87	15.44	17.69
9	17.15		18.51	18.38	16.14	17.16
10	17.79		21.49	18.64	15.85	16.97
11	18.84		18.30	18.84	15.85	17.61
12	18.40		17.09	18.70	15.83	17.02
13	18.02		18.94	18.16	15.56	17.33
14	19.07		17.04	17.66	15.70	17.46
15	21.46		16.64	18.02	16.44	17.56
16	18.07		17.52	17.31	15.93	17.52
17	19.71		16.81	26.12	15.72	18.36
18					15.87	17.26
19					15.87	
20					15.88	
21						



Heat 3 - Round 3 (<13.5 / 17.5>)

Pos	Car	Form	Name	Member Type	Car Make	Result	Ave	Best
1	2	F2	Craig Murrell (J)	2009	Xray	18 / 308.64	17.14	16.49
2	1		Mason Sadler (J)	G09A	Hot Bodies	18 / 311.03	17.27	16.40
3	6	F2	Gary Fuller	2009	Xray	18 / 313.99	17.44	16.65
4	3	F2	Robin Francis	2009	Hot Bodies	16 / 304.83	19.05	16.84
5	5	F2	Scott Stokes	2009	Xray	6 / 114.60	19.10	17.78
6	4	F2	Mark Fagan	2009	Serpent	0 / 0.00	0.00	0.00

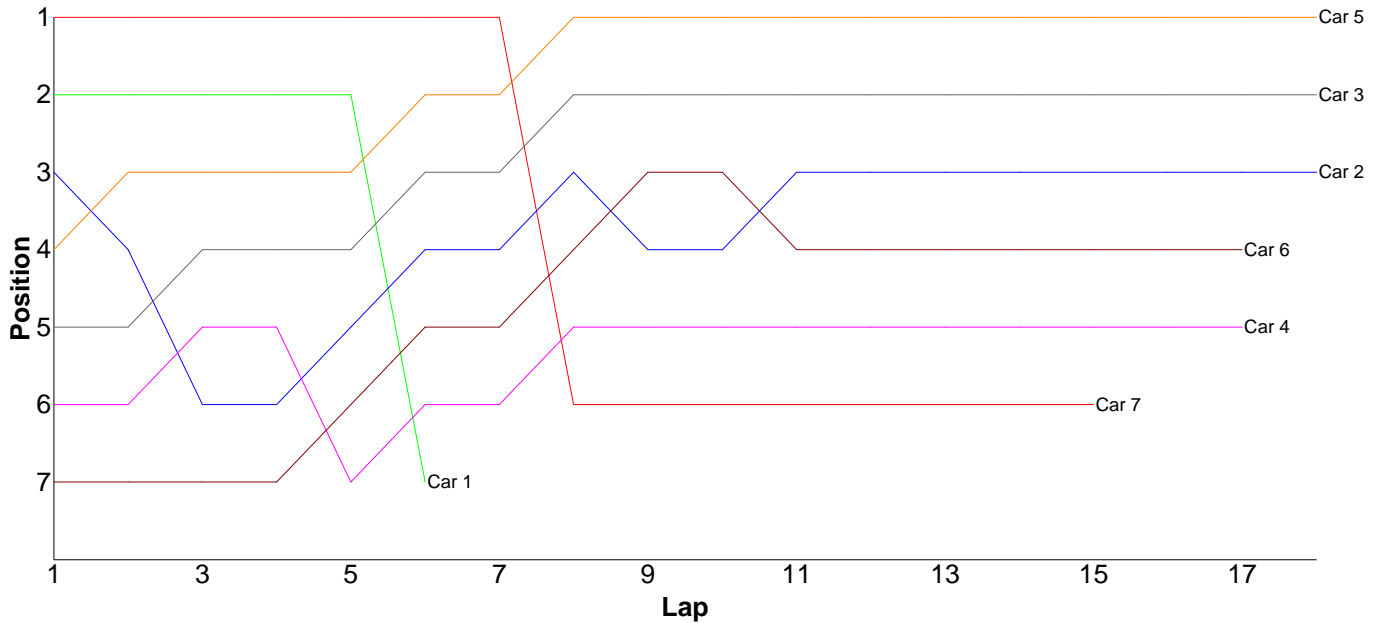
Lap	Car 1	Car 2	Car 3	Car 4	Car 5	Car 6
1	16.62	16.96	18.67		18.41	17.19
2	18.11	16.49	17.93		17.79	17.22
3	17.57	16.77	19.46		21.35	16.94
4	16.54	16.81	17.31		17.78	17.17
5	16.45	16.69	24.80		18.58	16.65
6	16.41	16.85	19.95		20.69	16.68
7	18.28	16.62	18.34			16.95
8	18.05	18.34	16.84			18.66
9	17.54	17.46	22.34			17.01
10	18.54	17.01	18.54			17.35
11	17.68	17.43	17.47			17.09
12	16.83	17.26	18.39			17.28
13	17.03	17.69	18.68			17.29
14	18.94	17.19	18.52			20.89
15	16.81	16.99	18.05			17.45
16	16.68	17.25	19.54			17.34
17	16.40	17.29				17.58
18	16.55	17.54				17.25
19						



Heat 4 - Round 3 (<13.5 / 17.5>)

Pos	Car	Form	Name	Member Type	Car Make	Result	Ave	Best
1	5	F2	Dave Skelton	2009	Xray	18 / 303.08	16.83	16.08
2	3	F1	Chris Graco	2009	Xray	18 / 307.05	17.05	16.70
3	2	F1	Ian Cairns	2009	Schumacher	18 / 315.17	17.50	16.68
4	6		Kyle Fuller (J)	G09A	Xray	17 / 306.66	18.03	17.04
5	4	F1	Jon Wilkins	2009	Hot Bodies	17 / 312.13	18.36	16.08
6	7		Joe Jenyavanija	2009	Tamiya	15 / 310.06	20.67	15.96
7	1		Phil Williams	G09A	Xray	6 / 235.61	39.26	16.54

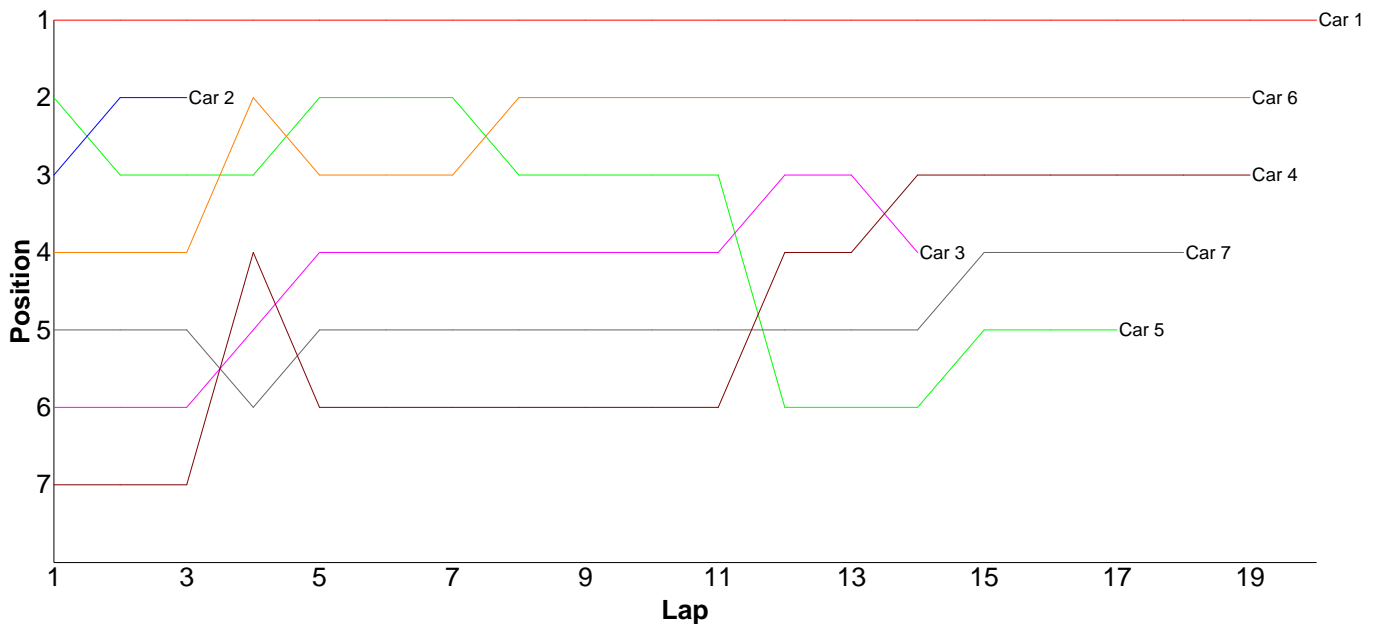
Lap	Car 1	Car 2	Car 3	Car 4	Car 5	Car 6	Car 7
1	16.75	16.97	17.62	18.80	17.02	22.51	16.07
2	16.60	17.01	16.93	18.48	16.51	17.53	16.05
3	16.56	22.63	17.30	18.53	17.00	17.07	16.90
4	16.54	17.13	16.92	16.08	16.68	17.11	16.03
5	16.59	17.60	17.09	32.31	16.20	17.70	16.05
6	152.57	17.45	16.88	17.33	16.09	17.23	15.96
7		16.96	16.70	16.70	16.44	17.11	15.96
8		17.34	17.58	16.23	16.48	17.41	82.74
9		17.88	16.77	16.54	16.48	17.09	16.31
10		17.07	16.89	18.20	16.08	17.04	16.28
11		16.93	16.85	17.64	17.12	17.41	15.97
12		16.99	17.08	17.06	16.22	17.35	15.96
13		18.11	17.20	16.72	16.17	23.25	17.15
14		17.54	16.78	16.92	16.65	17.54	16.57
15		16.78	16.98	19.01	16.36	17.83	16.06
16		16.92	16.90	18.36	16.26	17.82	
17		17.18	17.79	17.22	17.96	17.66	
18		16.68	16.79		21.36		
19							



Heat 5 - Round 3 (<13.5 / 17.5>)

Pos	Car	Form	Name	Member Type	Car Make	Result	Ave	Best
1	1	F1	Rob Baxter	2009	Xray	20 / 310.80	15.54	15.33
2	6	F1	David Clift	2009		19 / 306.31	16.12	15.69
3	4	F1	Nigel Moss	2009	Hot Bodies	19 / 312.49	16.44	15.78
4	7	F1	Kevin Bissell	2009	Hot Bodies	18 / 301.95	16.77	16.16
5	5	F2	Scott Hauser	2009	Xray	17 / 300.41	17.67	15.67
6	3		Remo Casadei	2009	Schumacher	14 / 232.85	16.63	16.24
7	2	F1	Kieran Clift (J)	2009	Schumacher	3 / 46.81	15.60	15.46

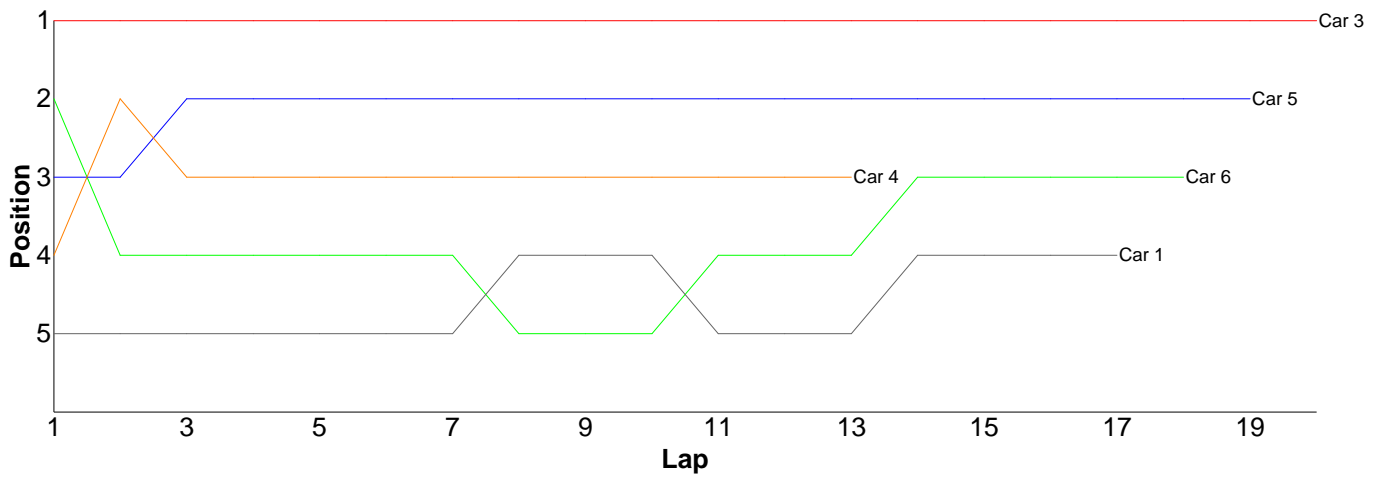
Lap	Car 1	Car 2	Car 3	Car 4	Car 5	Car 6	Car 7
1	15.49	15.75	16.92	17.43	15.67	15.86	16.16
2	15.44	15.60	16.60	16.96	15.85	15.99	16.24
3	15.52	15.46	16.46	15.78	16.07	15.98	16.28
4	15.58		16.64	16.06	16.26	15.99	19.43
5	15.62		16.82	20.01	15.70	16.12	16.81
6	15.52		16.29	18.33	15.72	15.82	16.73
7	15.46		17.04	15.88	16.22	15.82	16.28
8	15.53		16.49	15.79	16.31	15.69	16.77
9	15.42		16.24	16.17	16.60	16.12	16.53
10	15.37		16.25	16.18	17.18	15.75	16.79
11	15.67		16.43	16.20	16.08	15.89	16.58
12	15.57		17.26	15.92	35.60	15.99	16.82
13	15.33		16.44	15.86	16.93	15.85	16.49
14	15.40		16.97	15.86	16.64	16.17	16.59
15	15.69			15.89	19.77	16.62	16.86
16	15.70			16.00	17.49	16.08	16.76
17	15.38			15.89	16.32	15.76	16.63
18	15.55			16.20		17.79	17.20
19	15.96			16.08		17.02	
20	15.60						
21							



Heat 6 - Round 3 (Pro-Stock)

Pos	Car	Form	Name	Member Type	Car Make	Result	Ave	Best
1	3		Craig Maher	G09A	Xray	20 / 313.12	15.65	15.18
2	5		Richard Young	G09A	Xray	19 / 313.23	16.48	15.76
3	6	F2	Phillip Pullen	2009	HPI	18 / 302.55	16.80	15.78
4	1		John Fisher	2009	Xray	17 / 305.25	17.95	16.45
5	4	F2	Daniel Horton	2009	Hot Bodies	13 / 221.35	17.02	16.01

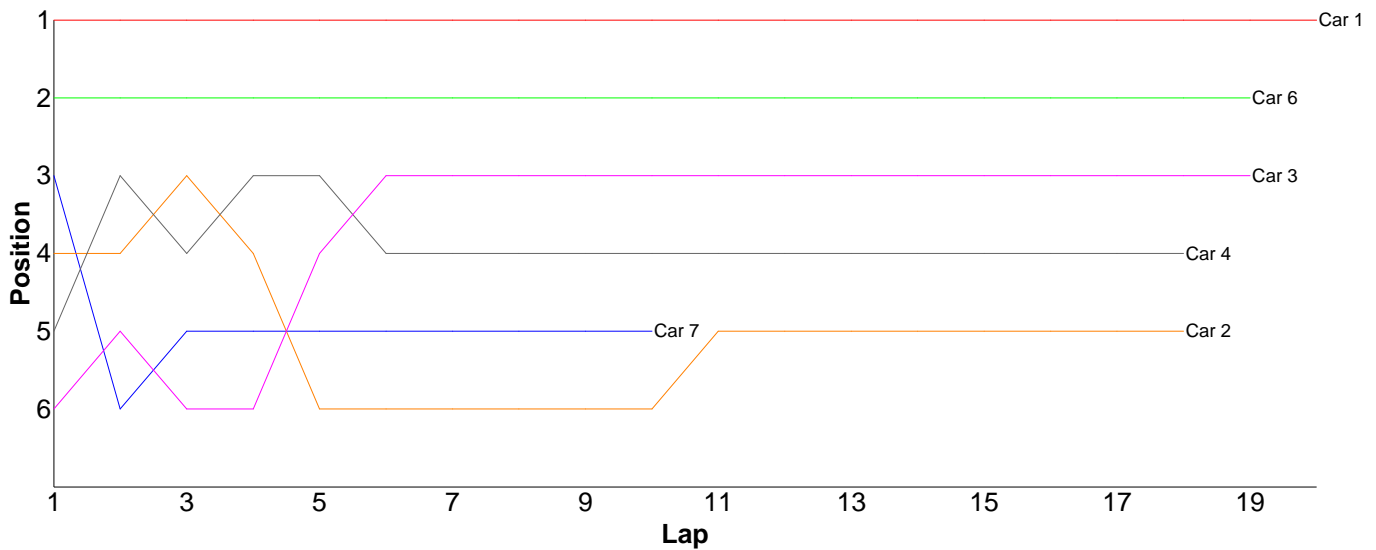
Lap	Car 1	Car 2	Car 3	Car 4	Car 5	Car 6
1	17.63		15.81	17.42	17.30	16.67
2	18.07		15.50	16.29	16.67	17.31
3	16.88		15.63	16.48	16.05	17.65
4	16.83		15.35	16.33	15.96	16.33
5	17.29		16.01	16.01	16.08	16.13
6	18.40		15.43	16.48	16.67	16.29
7	17.10		15.90	16.37	15.98	16.45
8	16.96		15.48	16.09	16.39	22.52
9	16.55		15.63	16.18	15.82	16.81
10	16.95		17.39	17.17	15.80	16.68
11	30.74		16.54	18.04	16.46	16.30
12	17.89		15.61	16.31	16.00	16.21
13	17.21		15.77	22.18	16.04	16.03
14	16.78		15.41		15.76	16.22
15	16.89		15.18		16.53	16.29
16	16.45		15.34		16.58	15.78
17	16.63		15.19		17.00	15.89
18			15.19		19.39	16.99
19			15.45		16.75	
20			15.31			
21						



Heat 7 - Round 3 (Pro-Stock)

Pos	Car	Form	Name	Member Type	Car Make	Result	Ave	Best
1	1	F1	Nick Adams	2009	Tamiya	20 / 315.12	15.75	15.17
2	6		Stuart Barber	G09A	Tamiya	19 / 302.53	15.92	15.57
3	3	F1	Brian Killick	2009	Xray	19 / 312.71	16.45	15.71
4	4		Glen West	2009	Xray	18 / 304.49	16.91	15.78
5	2	F2	Tony Foster	2009	Xray	18 / 307.92	17.10	15.23
6	7		Dain Gayler	G09A	Schumacher	10 / 173.88	17.38	15.93
7	5	F2	Neil Talbot	2009	Xray	0 / 0.00	0.00	0.00

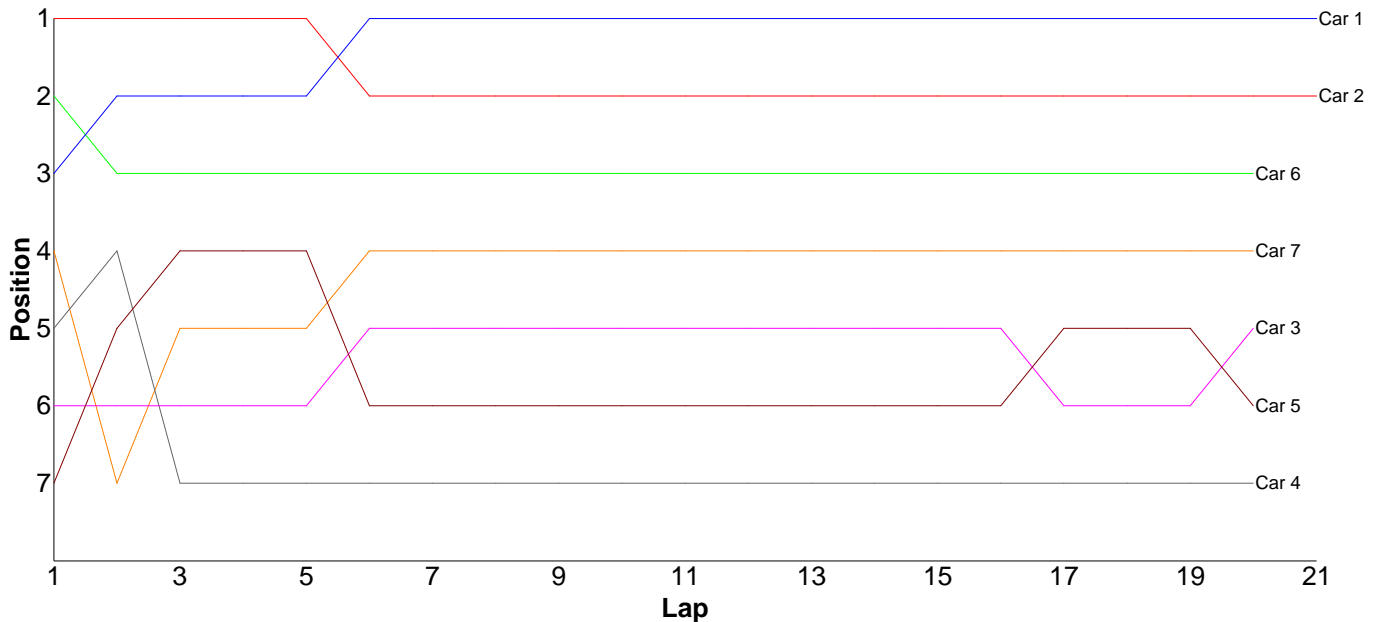
Lap	Car 1	Car 2	Car 3	Car 4	Car 5	Car 6	Car 7
1	15.61	16.80	17.98	16.93		16.31	16.67
2	15.22	17.90	17.32	17.40		15.57	19.01
3	15.34	15.23	20.28	17.15		16.00	17.34
4	15.72	18.75	16.05	15.88		16.41	16.33
5	15.17	27.41	18.06	22.10		15.96	23.67
6	15.90	20.94	15.80	17.07		15.71	16.25
7	15.30	15.54	16.23	17.04		15.78	16.44
8	15.35	15.71	15.91	17.38		16.05	16.09
9	15.27	15.54	16.05	16.36		15.94	15.93
10	15.56	15.94	16.36	15.96		15.62	16.15
11	15.29	15.76	16.05	16.31		15.74	
12	15.92	15.84	15.95	16.18		15.85	
13	15.57	15.94	15.74	15.85		15.96	
14	15.73	15.96	15.76	15.87		16.32	
15	15.35	16.23	15.74	15.94		15.83	
16	15.87	16.39	15.92	15.78		15.63	
17	15.44	16.01	15.73	18.85		16.00	
18	15.67	16.03	15.71	16.44		15.91	
19	15.77		16.07			15.94	
20	20.07						
21							



Heat 8 - Round 3 (Pro-Stock)

Pos	Car	Form	Name	Member Type	Car Make	Result	Ave	Best
1	1	F1	Glen Westwood	2009	Schumacher	21 / 311.14	14.81	14.37
2	2	F1	Jay Westwood	2009	Schumacher	21 / 312.97	14.90	14.37
3	6	F1	Aaron Wearn	2009	Schumacher	20 / 300.38	15.01	14.71
4	7	F1	Matthew Quinlisk	2009	Hot Bodies	20 / 307.02	15.35	14.94
5	3	F1	Mark Sadler	2009	Schumacher	20 / 311.30	15.56	14.98
6	5	F1	John Zottl	2009	Xray	20 / 311.36	15.56	14.73
7	4	F1	Ori Sohachevsky	2009	Schumacher	20 / 314.11	15.70	14.72

Lap	Car 1	Car 2	Car 3	Car 4	Car 5	Car 6	Car 7
1	14.73	14.50	15.06	14.96	15.16	14.71	14.94
2	14.55	14.37	15.12	14.80	14.87	14.89	15.35
3	14.49	14.61	19.14	21.97	15.07	14.80	15.59
4	14.51	14.74	15.12	15.80	14.73	14.97	15.42
5	14.58	14.54	14.98	16.74	15.08	14.77	15.42
6	14.67	15.17	15.08	19.77	22.30	15.16	15.12
7	14.37	14.92	15.33	14.87	15.43	14.98	15.55
8	14.61	15.64	15.49	15.72	16.26	15.18	15.35
9	14.73	14.91	15.32	15.05	15.00	15.14	15.41
10	14.69	15.00	15.19	15.03	15.07	15.19	15.35
11	14.65	14.78	16.00	14.72	14.95	15.37	15.82
12	14.71	15.10	15.08	14.89	15.16	14.99	15.37
13	14.67	15.13	15.30	14.74	15.02	15.03	15.04
14	14.73	15.13	15.21	14.76	14.73	14.99	15.28
15	14.84	14.70	16.30	14.84	15.13	14.97	15.29
16	14.72	14.92	15.49	15.06	15.27	15.02	15.44
17	15.89	14.82	15.77	14.83	15.26	14.95	15.36
18	15.05	14.88	15.68	15.30	15.36	15.02	15.37
19	15.70	15.10	15.35	14.98	15.57	15.10	15.22
20	15.30	15.06	15.29	15.28	15.94	15.15	15.33
21	14.95	14.95					
22							

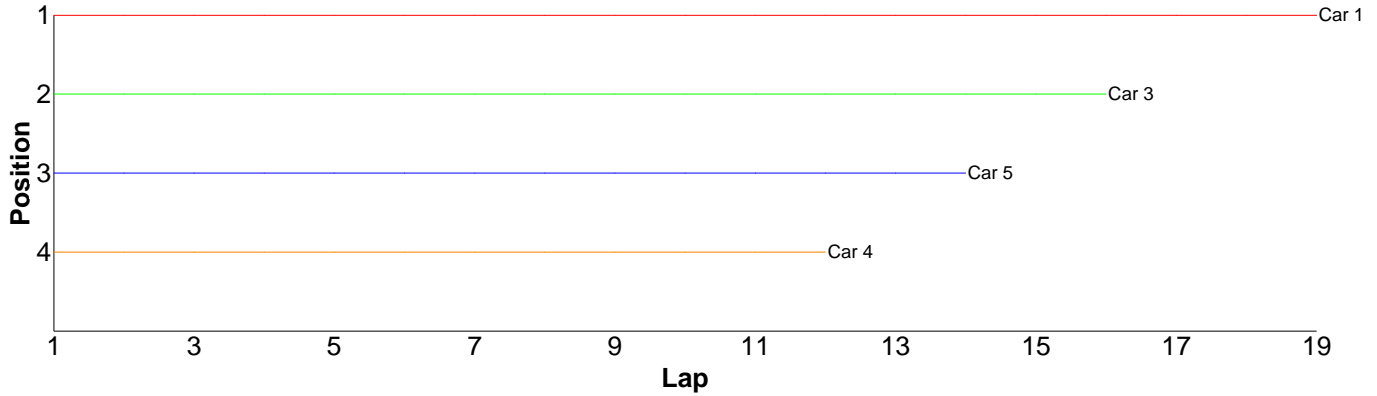


Heat 9 - Round 3 (<GT / Sport>)

Pos	Car	Form	Name	Class	Member Type	Car Make	Result	Ave
1	1	F4	Rob Baxter	Formula GT	2009	Associated	19 / 308.57	16.24
2	3	F4	Scott Stokes	Formula GT	2009	Tamiya	16 / 308.63	19.28
3	5		Jason Elliot	EP Sport	G09A	Tamiya	14 / 305.63	21.83
4	4	F4	Neil Talbot	Formula GT	2009	Calandra	12 / 282.45	23.53
5	2	F4	Brian Killick	Formula GT	2009	Tamiya	0 / 0.00	0.00

Lap	Car 1	Car 2	Car 3	Car 4	Car 5
-----	-------	-------	-------	-------	-------

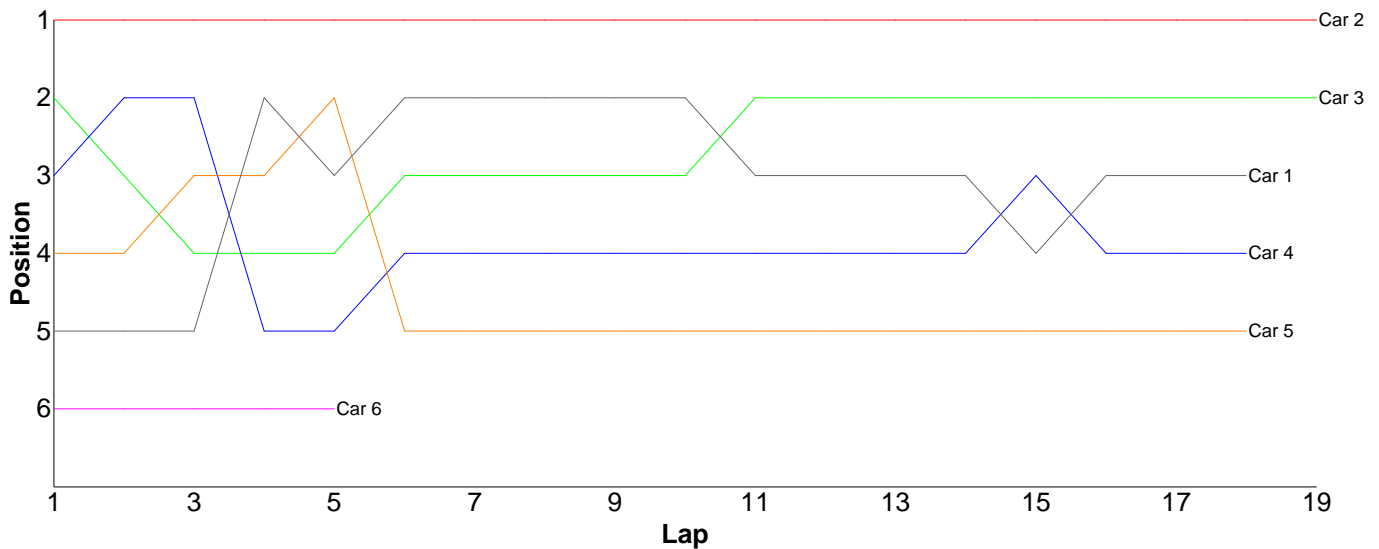
1	16.50		19.73	31.04	23.41
2	16.20		19.43	25.16	22.36
3	15.98		18.58	32.16	21.27
4	15.78		20.93	21.99	21.36
5	15.90		19.12	21.49	22.41
6	15.98		18.72	23.66	21.01
7	15.85		19.40	21.35	21.24
8	15.90		19.77	20.89	24.06
9	15.95		18.90	21.74	22.04
10	15.93		18.57	21.45	21.19
11	16.87		19.41	21.27	21.68
12	16.08		19.63	20.25	21.28
13	16.03		19.65		21.06
14	16.23		18.70		21.26
15	17.25		18.77		
16	16.43		19.32		
17	16.28				
18	16.99				
19	16.44				
20					



Heat 10 - Round 3 (<GT / Sport>)

Pos	Car	Form	Name	Member Type	Car Make	Result	Ave	Best
1	2	F4	Jon Wilkins	2009	Associated	19 / 311.44	16.39	15.90
2	3	F4	Tim Webb	2009	Tamiya	19 / 313.67	16.50	16.12
3	1	F3	Nigel Moss	2009	Calandra	18 / 304.33	16.90	15.94
4	4	F4	Martin Trice	2009	HPI	18 / 306.86	17.04	16.36
5	5	F3	Dave Skelton	2009	Associated	18 / 316.22	17.56	16.31
6	6		Remo Casadei	2009	Corally	5 / 107.02	21.40	16.80

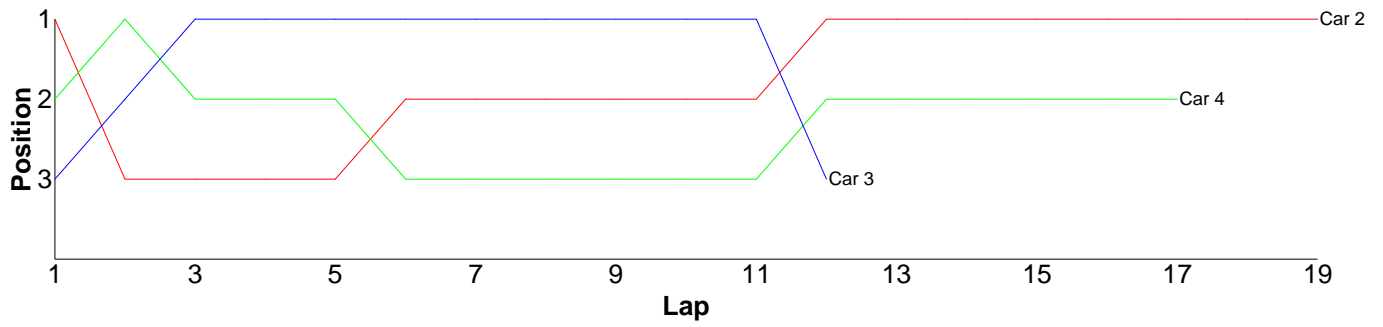
Lap	Car 1	Car 2	Car 3	Car 4	Car 5	Car 6
1	18.04	16.85	17.50	17.51	17.74	23.48
2	16.88	16.55	16.98	16.36	16.84	19.04
3	16.38	15.95	16.58	16.86	16.38	16.80
4	15.94	15.99	16.31	16.97	16.31	30.11
5	16.66	16.29	16.53	16.87	16.57	17.59
6	16.19	16.79	16.30	16.66	17.55	
7	16.28	15.96	16.21	16.61	16.68	
8	16.00	16.33	16.13	16.79	19.65	
9	15.94	16.36	16.21	17.11	17.13	
10	16.14	16.27	16.14	17.74	17.21	
11	18.64	16.11	16.48	17.12	17.39	
12	18.91	16.29	16.19	16.66	24.37	
13	16.51	16.93	16.94	17.02	16.77	
14	16.38	16.20	16.12	16.88	16.86	
15	20.07	17.11	16.53	17.52	17.21	
16	16.48	15.90	16.53	17.30	16.62	
17	16.52	16.21	16.51	17.63	18.09	
18	16.37	16.54	16.55	17.25	16.85	
19		16.81	16.93			
20						



Heat 1 - Round 4 (IC Touring)

Pos	Car	Form	Name	Member Type	Car Make	Result	Ave	Best
1	2	F2	Phillip Pullen	2009	Mugen	19 / 301.96	15.89	15.04
2	4	F2	Colin Taggart	2009	Xray	17 / 272.13	16.00	15.52
3	3	F2	Mark Fagan	2009	Serpent	12 / 200.73	16.72	15.26
4	1	F1	John Zottl	2009	Xray	0 / 0.00	0.00	0.00

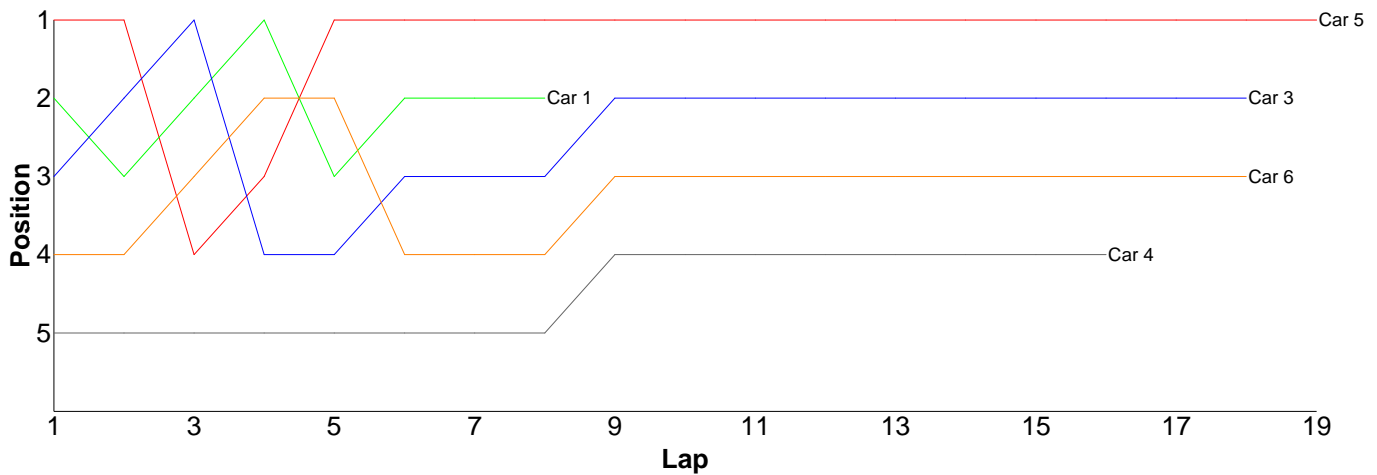
1	15.92	16.63	16.24
2	16.80	16.04	15.87
3	17.16	15.42	16.05
4	16.07	15.55	16.23
5	15.43	15.62	16.37
6	15.43	15.45	16.18
7	15.04	15.61	16.24
8	15.75	15.99	16.09
9	17.17	16.06	15.88
10	15.69	15.56	15.52
11	16.06	15.26	15.96
12	15.48	27.54	16.17
13	15.35		15.73
14	16.14		15.86
15	16.00		15.95
16	15.07		15.57
17	15.39		16.22
18	16.30		
19	15.71		
20			



Heat 2 - Round 4 (<13.5 / 17.5>)

Pos	Car	Form	Name	Class	Member Type	Car Make	Result	Ave
1	5		Graham Staples	Stock Touring	2009	Xray	19 / 311.14	16.37
2	3		Jack Gayler (J)	Stock Touring	G09A	Schumacher	18 / 309.47	17.19
3	6		Scott Hauser	17.5 Stock	2009	Xray	18 / 316.14	17.56
4	4	F2	Jose Jimemez	Stock Touring	2009	Associated	16 / 308.18	19.26
5	1	F2	James Davis	Stock Touring	2009	Tamiya	8 / 139.55	17.44
6	2	F2	Kieran Stokes (J)	Stock Touring	2009	Xray	0 / 0.00	0.00

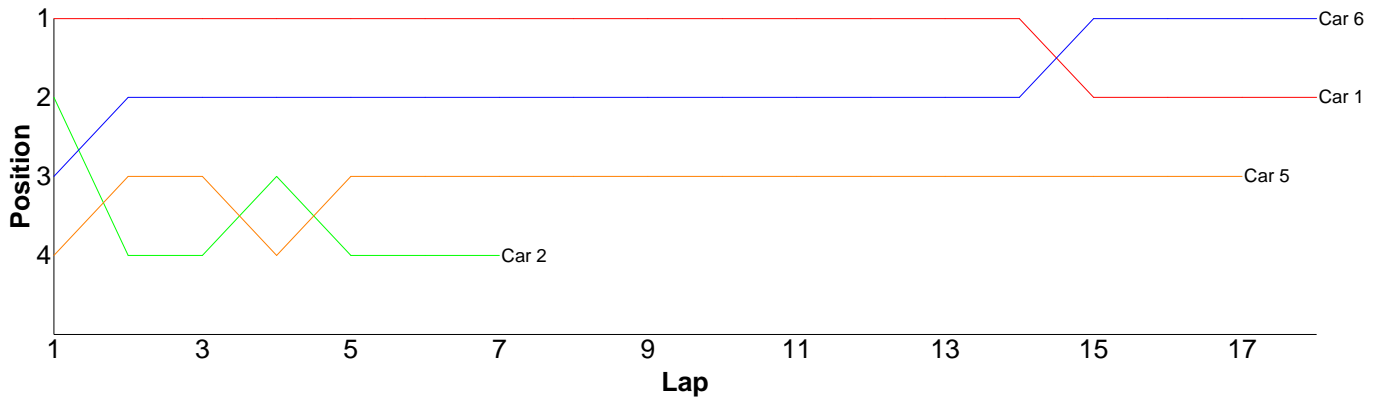
Lap	Car 1	Car 2	Car 3	Car 4	Car 5	Car 6
1	17.00		17.02	18.67	15.26	17.35
2	17.17		16.47	27.51	15.18	17.05
3	16.85		16.90	18.43	23.39	17.03
4	16.70		20.87	18.36	16.09	18.39
5	20.04		17.34	17.61	15.86	17.70
6	17.36		17.05	19.42	15.48	19.75
7	17.20		17.31	18.69	15.41	17.23
8	17.23		17.06	17.82	15.58	17.40
9			16.57	17.93	15.80	19.54
10			17.07	17.82	15.78	17.89
11			16.89	18.00	15.97	17.22
12			16.94	19.21	16.08	16.93
13			16.95	18.21	16.07	17.07
14			16.85	20.08	16.01	16.94
15			17.07	17.66	15.70	17.03
16			16.64	22.76	15.90	17.10
17			16.95		15.81	17.14
18			17.52		15.81	17.38
19					19.96	
20						



Heat 3 - Round 4 (<13.5 / 17.5>)

Pos	Car	Form	Name	Member Type	Car Make	Result	Ave	Best
1	6	F2	Gary Fuller	2009	Xray	18 / 304.52	16.91	16.58
2	1		Mason Sadler (J)	G09A	Hot Bodies	18 / 311.49	17.30	15.57
3	5	F2	Scott Stokes	2009	Xray	17 / 308.46	18.14	17.24
4	2	F2	Craig Murrell (J)	2009	Xray	7 / 123.36	17.62	16.49
=5	3	F2	Robin Francis	2009	Hot Bodies	0 / 0.00	0.00	0.00
=5	4	F2	Mark Fagan	2009	Serpent	0 / 0.00	0.00	0.00

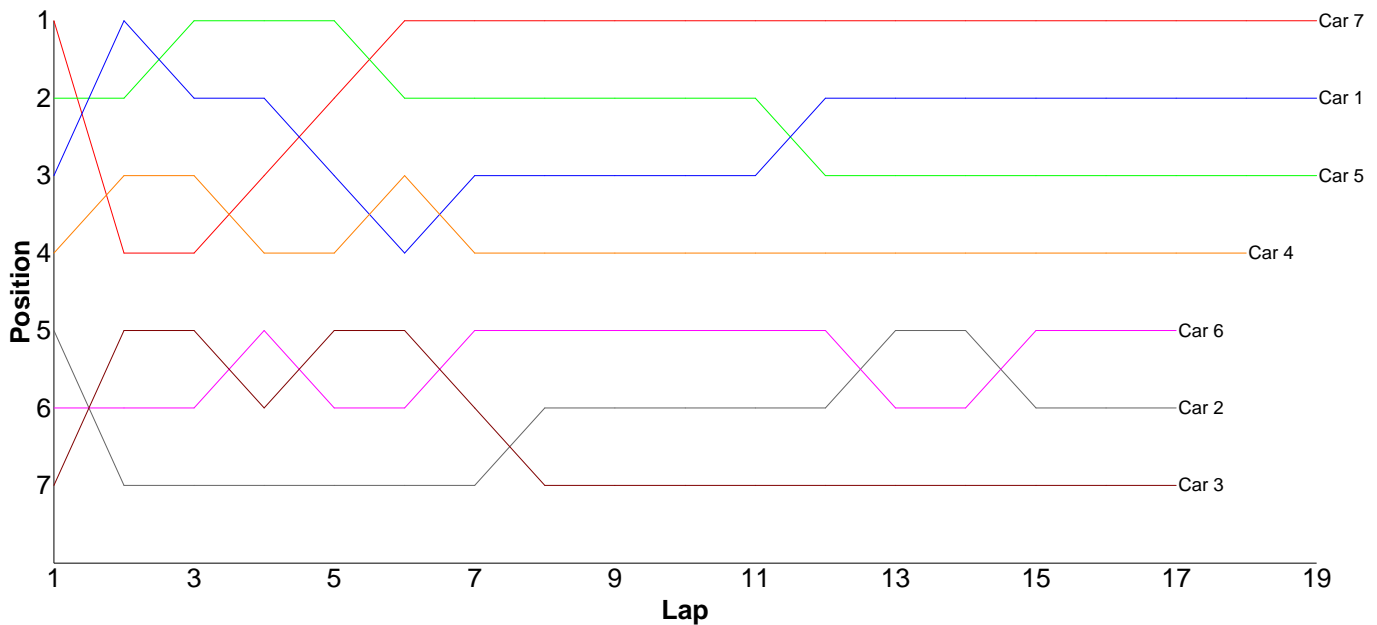
Lap	Car 1	Car 2	Car 3	Car 4	Car 5	Car 6
1	15.57	16.97			18.28	17.04
2	15.95	18.83			17.39	16.70
3	15.77	17.53			17.43	16.60
4	16.22	16.79			17.48	17.11
5	16.24	19.94			17.24	16.93
6	16.37	16.49			17.46	16.66
7	16.48	16.81			17.78	16.85
8	17.32				18.87	16.86
9	17.29				18.74	17.03
10	16.74				18.18	16.58
11	16.49				17.79	16.68
12	20.81				18.35	17.03
13	16.44				18.70	16.61
14	17.21				18.08	16.84
15	21.63				18.23	17.67
16	17.80				17.74	17.20
17	16.83				20.72	16.85
18	20.33					17.28
19						



Heat 4 - Round 4 (<13.5 / 17.5>)

Pos	Car	Form	Name	Member Type	Car Make	Result	Ave	Best
1	7		Joe Jenyavanija	2009	Tamiya	19 / 302.96	15.94	15.45
2	1		Phil Williams	G09A	Xray	19 / 312.16	16.42	15.94
3	5	F2	Dave Skelton	2009	Xray	19 / 313.69	16.51	16.16
4	4	F1	Jon Wilkins	2009	Hot Bodies	18 / 302.74	16.81	16.15
5	6		Kyle Fuller (J)	G09A	Xray	17 / 301.09	17.71	16.91
6	2	F1	Ian Cairns	2009	Schumacher	17 / 301.10	17.71	16.35
7	3	F1	Chris Graco	2009	Xray	17 / 305.01	17.94	16.95

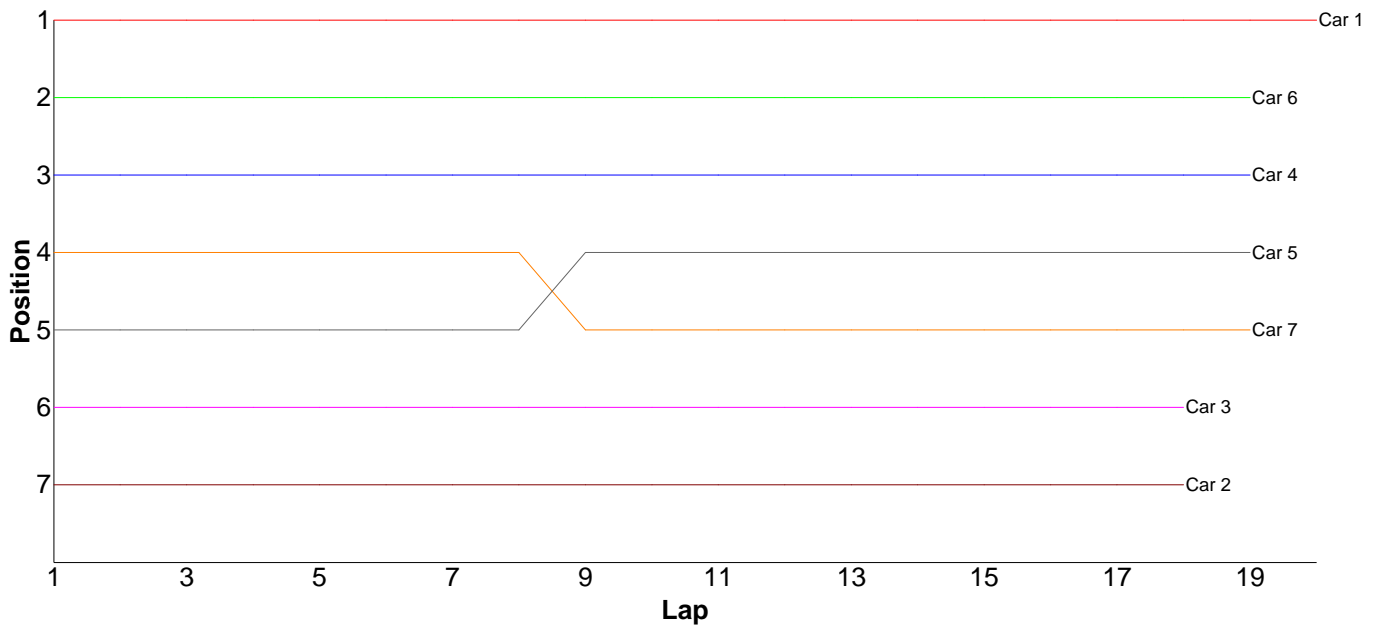
Lap	Car 1	Car 2	Car 3	Car 4	Car 5	Car 6	Car 7
1	16.68	17.14	17.83	16.86	16.65	17.66	15.97
2	16.23	20.42	17.47	17.10	16.33	18.39	18.70
3	16.37	21.09	17.26	16.15	16.19	16.91	15.89
4	16.45	17.67	18.04	16.67	16.36	17.34	15.69
5	16.60	16.77	17.28	16.76	16.37	17.89	15.83
6	17.92	16.95	17.05	16.30	16.38	17.41	15.69
7	16.62	16.94	21.75	21.99	16.78	17.33	16.01
8	16.69	16.46	20.34	16.31	16.38	17.36	15.66
9	16.11	16.81	19.89	16.16	16.50	17.34	15.45
10	16.06	16.35	17.26	16.41	17.09	17.32	16.00
11	16.10	18.10	17.98	16.26	16.24	17.56	15.66
12	16.48	16.43	17.26	16.20	17.47	18.47	15.73
13	16.44	17.04	16.98	16.43	16.59	17.92	15.82
14	15.94	17.91	17.18	16.46	16.36	17.30	15.76
15	16.47	20.27	16.95	16.26	16.58	19.64	15.73
16	16.40	17.88	17.26	16.87	16.16	18.10	15.91
17	16.15	16.87	17.23	16.93	16.22	17.15	15.66
18	16.00			16.62	16.29		15.79
19	16.45				16.75		16.01
20							



Heat 5 - Round 4 (<13.5 / 17.5>)

Pos	Car	Form	Name	Member Type	Car Make	Result	Ave	Best
1	1	F1	Rob Baxter	2009	Xray	20 / 310.19	15.50	15.27
2	6	F1	David Clift	2009		19 / 300.63	15.82	15.48
3	4	F1	Nigel Moss	2009	Hot Bodies	19 / 306.63	16.13	15.55
4	5	F2	Scott Hauser	2009	Xray	19 / 309.13	16.27	15.55
5	7	F1	Kevin Bissell	2009	Hot Bodies	19 / 316.13	16.63	16.14
6	3		Remo Casadei	2009	Schumacher	18 / 306.24	17.01	16.23
7	2	F1	Kieran Clift (J)	2009	Schumacher	18 / 314.13	17.45	15.17

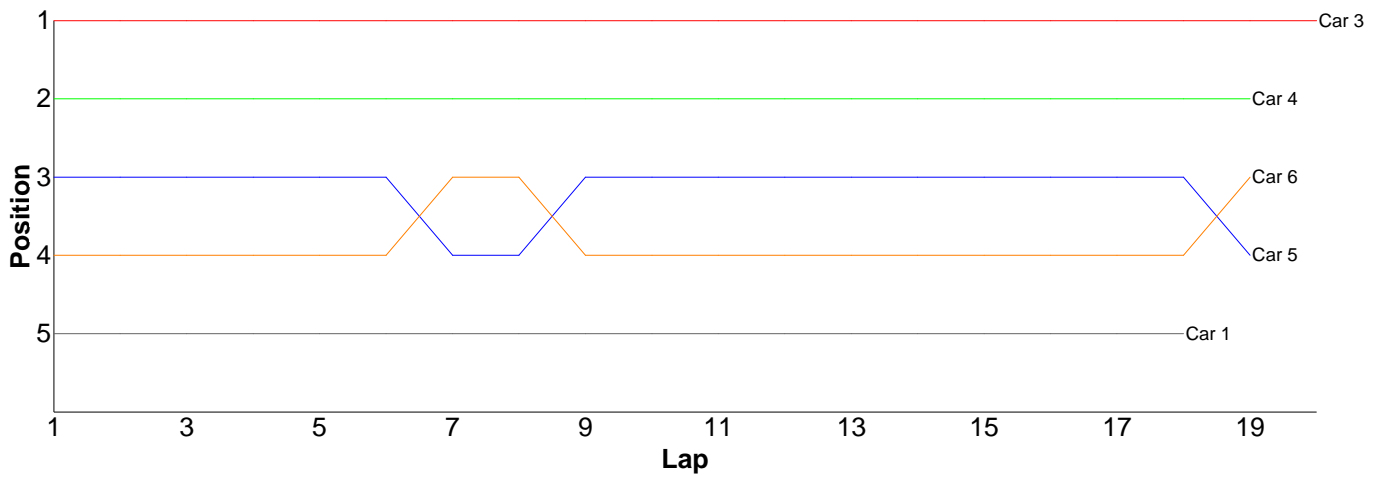
Lap	Car 1	Car 2	Car 3	Car 4	Car 5	Car 6	Car 7
1	15.64	19.04	17.79	15.98	17.20	15.77	16.48
2	15.60	28.11	19.33	16.09	16.65	16.01	16.62
3	15.54	15.76	16.45	15.76	16.50	15.86	16.14
4	15.31	15.17	16.63	16.30	16.47	15.48	16.34
5	15.27	17.93	16.65	15.55	15.97	15.63	16.25
6	15.44	18.59	16.71	15.80	15.94	15.68	16.63
7	15.54	16.34	18.73	16.27	17.53	15.64	16.47
8	15.42	15.73	17.36	15.97	15.94	16.02	16.40
9	15.57	16.13	16.47	15.91	15.95	15.93	17.21
10	15.48	15.74	16.49	16.91	15.73	15.87	16.72
11	15.35	15.30	16.23	16.42	16.06	15.70	16.69
12	15.33	21.27	16.53	16.07	15.73	16.05	16.63
13	15.46	15.74	16.64	16.90	15.85	15.75	16.76
14	15.74	16.66	16.51	15.84	16.03	15.82	16.82
15	15.60	16.54	16.52	15.92	15.55	15.62	17.06
16	15.45	18.03	17.14	15.96	16.01	15.89	16.85
17	15.60	16.16	16.91	16.35	16.16	15.77	16.55
18	15.55	15.89	17.15	16.45	17.74	16.02	16.96
19	15.56			16.18	16.12	16.12	16.55
20	15.74						
21							



Heat 6 - Round 4 (Pro-Stock)

Pos	Car	Form	Name	Member Type	Car Make	Result	Ave	Best
1	3		Craig Maher	G09A	Xray	20 / 304.93	15.24	14.90
2	4	F2	Daniel Horton	2009	Hot Bodies	19 / 307.23	16.17	15.72
3	6	F2	Phillip Pullen	2009	HPI	19 / 312.68	16.45	15.67
4	5		Richard Young	G09A	Xray	19 / 314.30	16.54	15.69
5	1		John Fisher	2009	Xray	18 / 304.81	16.93	15.96

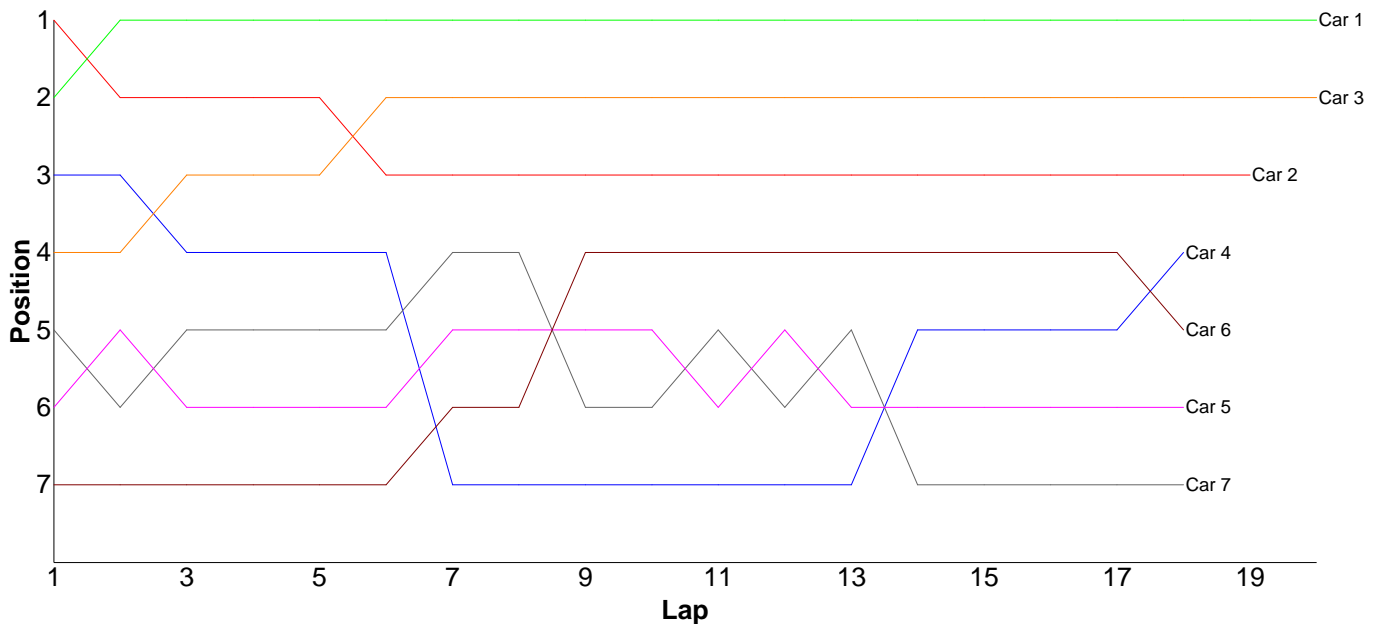
Lap	Car 1	Car 2	Car 3	Car 4	Car 5	Car 6
1	19.30		15.63	16.68	16.82	17.31
2	17.05		15.30	15.81	16.30	16.74
3	16.57		15.06	15.79	16.25	16.96
4	16.85		14.90	15.72	15.86	16.18
5	18.74		15.00	15.98	16.14	16.01
6	17.09		15.79	16.02	15.98	16.01
7	18.39		15.14	16.21	18.69	16.22
8	15.97		15.09	16.27	16.22	16.66
9	16.22		15.35	15.94	15.69	15.90
10	16.22		15.28	16.13	16.03	16.39
11	15.96		15.13	16.17	16.40	16.25
12	16.38		15.35	16.29	15.94	16.69
13	16.27		15.14	16.02	17.72	17.42
14	17.56		15.22	15.89	16.38	17.16
15	16.73		15.18	16.17	15.91	16.85
16	16.61		15.11	15.77	16.10	16.05
17	16.47		15.46	16.51	17.70	15.67
18	16.43		15.39	17.22	16.01	16.05
19			15.29	16.64	18.16	16.16
20			15.12			
21						



Heat 7 - Round 4 (Pro-Stock)

Pos	Car	Form	Name	Member Type	Car Make	Result	Ave	Best
1	1	F1	Nick Adams	2009	Tamiya	20 / 307.61	15.38	15.07
2	3	F1	Brian Killick	2009	Xray	20 / 314.43	15.72	15.26
3	2	F2	Tony Foster	2009	Xray	19 / 303.78	15.98	15.21
4	4		Glen West	2009	Xray	18 / 306.93	17.05	15.70
5	6		Stuart Barber	G09A	Tamiya	18 / 310.71	17.26	15.59
6	5	F2	Neil Talbot	2009	Xray	18 / 312.72	17.37	16.16
7	7		Dain Gayler	G09A	Schumacher	18 / 313.96	17.44	16.15

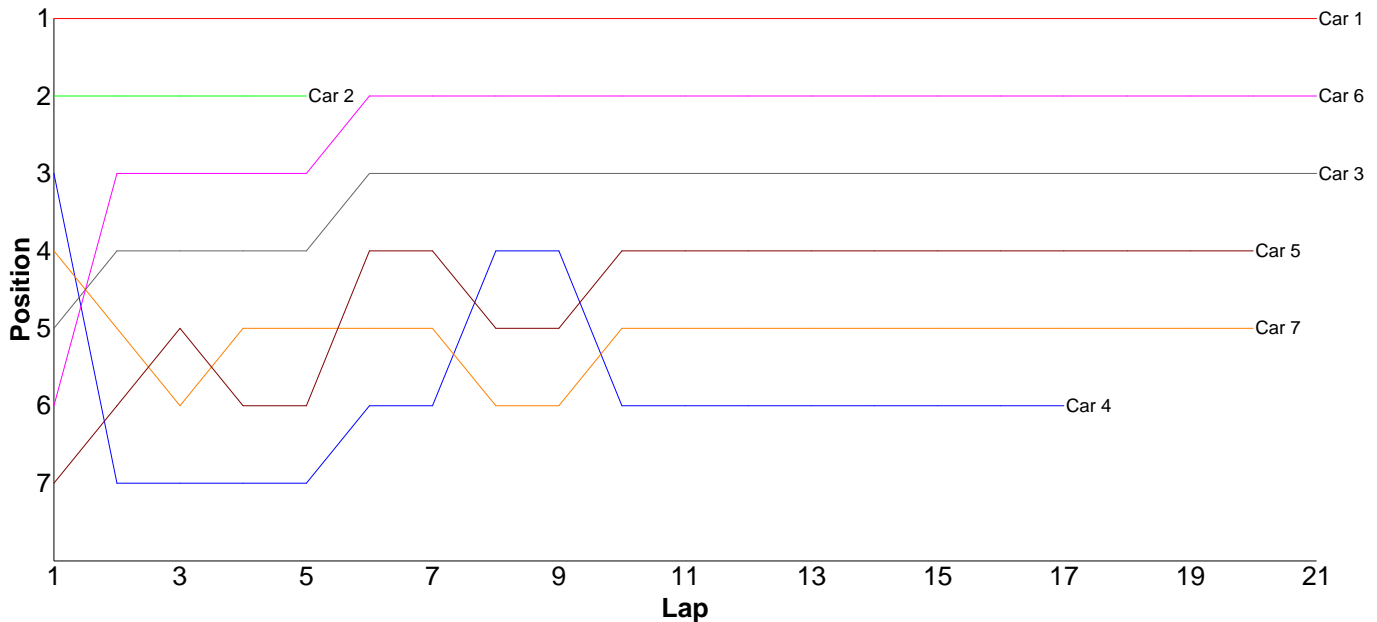
Lap	Car 1	Car 2	Car 3	Car 4	Car 5	Car 6	Car 7
1	15.68	15.66	16.25	16.14	17.12	17.43	16.98
2	15.44	15.60	15.64	15.70	16.28	16.19	16.59
3	15.07	15.21	15.59	16.81	16.82	18.65	16.21
4	15.26	15.34	15.80	15.88	16.93	16.62	16.15
5	15.34	15.29	15.58	16.00	16.16	16.58	16.41
6	15.39	17.16	15.26	15.79	16.52	16.12	16.32
7	15.21	15.57	15.42	26.43	16.16	16.77	16.21
8	15.33	15.54	15.74	18.40	17.47	15.87	16.90
9	15.41	15.61	15.32	15.90	17.05	15.97	18.85
10	15.45	16.10	15.42	15.82	18.25	15.59	18.15
11	15.37	16.36	16.35	15.90	16.83	15.76	16.76
12	15.24	15.88	16.07	16.94	16.40	17.07	16.47
13	15.51	18.05	15.79	15.89	16.60	16.46	16.26
14	15.44	16.03	15.46	17.96	24.92	16.05	25.25
15	15.56	16.08	15.51	16.48	17.09	16.53	19.72
16	15.26	16.71	15.65	16.11	16.85	17.90	16.57
17	15.21	15.89	15.58	18.47	17.85	20.54	16.59
18	15.45	15.83	16.04	16.31	17.42	24.61	17.57
19	15.42	15.87	16.16				
20	15.57		15.80				
21							



Heat 8 - Round 4 (Pro-Stock)

Pos	Car	Form	Name	Member Type	Car Make	Result	Ave	Best
1	1	F1	Glen Westwood	2009	Schumacher	21 / 304.51	14.50	14.13
2	6	F1	Aaron Wearn	2009	Schumacher	21 / 310.10	14.76	14.47
3	3	F1	Mark Sadler	2009	Schumacher	21 / 315.09	15.00	14.76
4	5	F1	John Zottl	2009	Xray	20 / 300.21	15.01	14.76
5	7	F1	Matthew Quinlisk	2009	Hot Bodies	20 / 304.19	15.20	14.96
6	4	F1	Ori Sohachevsky	2009	Schumacher	17 / 264.91	15.58	14.66
7	2	F1	Jay Westwood	2009	Schumacher	5 / 73.03	14.60	14.35

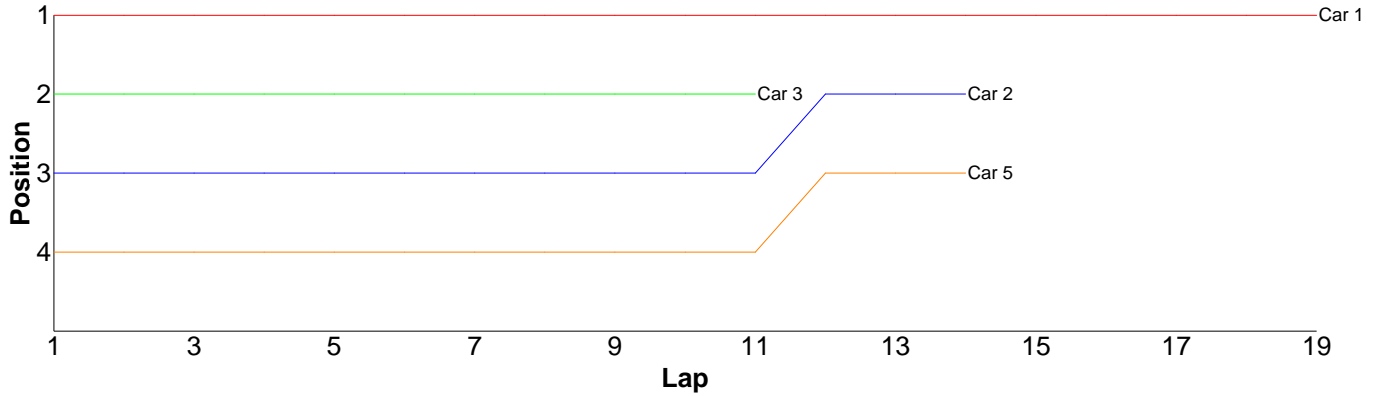
Lap	Car 1	Car 2	Car 3	Car 4	Car 5	Car 6	Car 7
1	14.13	14.35	15.11	14.79	15.35	15.14	14.99
2	14.18	15.16	14.82	15.51	14.87	14.62	15.17
3	14.21	14.56	14.80	15.83	14.89	14.47	15.10
4	14.40	14.40	14.87	15.19	15.30	14.72	15.06
5	14.34	14.56	15.12	14.75	14.94	14.62	14.96
6	14.91		14.96	14.82	15.04	14.69	15.11
7	14.64		15.22	15.18	14.89	14.74	15.39
8	14.33		15.01	14.72	15.66	14.77	15.74
9	14.44		14.81	14.73	15.16	14.82	15.09
10	14.40		15.08	24.83	15.06	14.69	15.06
11	14.69		14.80	15.19	14.77	14.76	15.30
12	14.54		14.76	14.95	14.80	14.69	14.98
13	14.49		14.87	14.69	14.78	14.63	15.02
14	14.52		14.94	14.69	14.76	14.77	15.12
15	14.46		15.27	14.66	14.93	14.72	15.36
16	14.55		14.97	15.20	14.84	14.90	15.50
17	14.48		14.96	15.18	15.05	15.15	15.42
18	14.68		14.91		14.93	14.82	15.35
19	14.94		15.39		15.12	14.79	15.30
20	14.63		15.30		15.07	14.80	15.17
21	14.55		15.12			14.79	
22							



Heat 9 - Round 4 (<GT / Sport>)

Pos	Car	Form	Name	Class	Member Type	Car Make	Result	Ave
1	1	F4	Rob Baxter	Formula GT	2009	Associated	19 / 310.39	16.33
2	2	F4	Brian Killick	Formula GT	2009	Tamiya	14 / 313.42	22.38
3	5		Jason Elliot	EP Sport	G09A	Tamiya	14 / 320.76	22.91
4	3	F4	Scott Stokes	Formula GT	2009	Tamiya	11 / 211.64	19.24
5	4	F4	Neil Talbot	Formula GT	2009	Calandra	0 / 0.00	0.00

Lap	Car 1	Car 2	Car 3	Car 4	Car 5
1	15.79	20.54	18.84		22.65
2	15.43	21.02	19.07		22.20
3	15.86	21.49	21.53		23.33
4	16.50	22.08	18.96		21.95
5	16.15	23.87	18.93		28.01
6	16.12	20.43	19.43		23.05
7	15.67	26.77	18.71		23.48
8	15.58	21.95	19.09		21.02
9	15.83	21.75	18.83		22.56
10	15.98	25.65	18.72		23.01
11	15.96	21.34	19.53		21.73
12	16.07	21.32			21.97
13	15.90	21.38			23.77
14	16.31	23.83			22.03
15	16.01				
16	16.40				
17	16.50				
18	21.53				
19	16.80				
20					



Heat 10 - Round 4 (<GT / Sport>)

Pos	Car	Form	Name	Member Type	Car Make	Result	Ave	Best
1	2	F4	Jon Wilkins	2009	Associated	19 / 313.63	16.50	15.69
2	5	F3	Dave Skelton	2009	Associated	19 / 315.44	16.60	16.21
3	4	F4	Martin Trice	2009	HPI	18 / 316.43	17.57	17.04
4	6		Remo Casadei	2009	Corally	15 / 308.21	20.54	17.27
5	1	F3	Nigel Moss	2009	Calandra	8 / 140.10	17.51	16.24
6	3	F4	Tim Webb	2009	Tamiya	6 / 236.69	39.44	17.48

Lap	Car 1	Car 2	Car 3	Car 4	Car 5	Car 6
1	17.37	17.25	19.52	17.46	17.13	20.93
2	17.97	16.60	17.48	18.11	16.77	17.61
3	16.73	16.24	18.71	17.22	17.13	17.27
4	16.41	16.58	24.33	17.28	16.32	21.52
5	16.76	16.26	20.33	17.73	16.32	19.24
6	16.24	16.42	136.32	17.04	16.30	19.92
7	18.88	16.23		17.32	16.34	17.96
8	19.74	15.70		17.24	16.67	21.59
9		15.69		17.27	16.64	17.70
10		16.24		17.78	16.21	20.67
11		15.92		17.16	16.36	19.10
12		16.35		17.22	16.36	26.21
13		16.84		19.15	16.50	24.71
14		19.50		18.35	16.67	23.23
15		16.61		17.59	16.38	20.55
16		16.32		17.54	16.42	
17		16.00		17.63	16.92	
18		16.29		17.34	16.97	
19		16.59			17.03	
20						

