

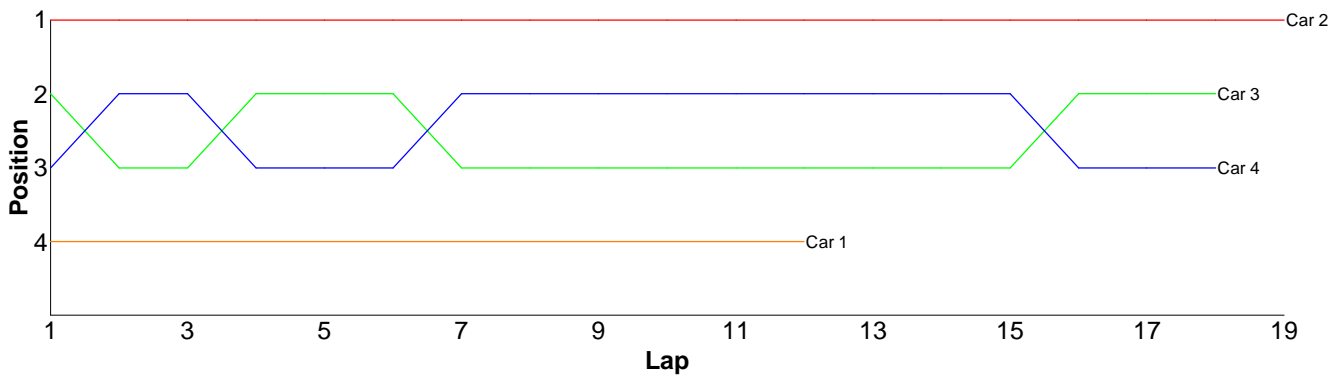
AMCC Winter Championship 2008/09 - Round 11: 1 Mar 09

Race Results

IC Touring - A Final

Pos	Car	Form	Name	Member Type	Car Make	Result	Ave	Best
1	2	F2	Phillip Pullen	2009	Mugen	19 / 307.26	16.17	15.16
2	3	F2	Mark Fagan	2009	Serpent	18 / 304.19	16.89	15.40
3	4	F2	Colin Taggart	2009	Xray	18 / 309.67	17.20	15.86
4	1	F1	John Zottl	2009	Xray	12 / 303.04	25.25	14.35

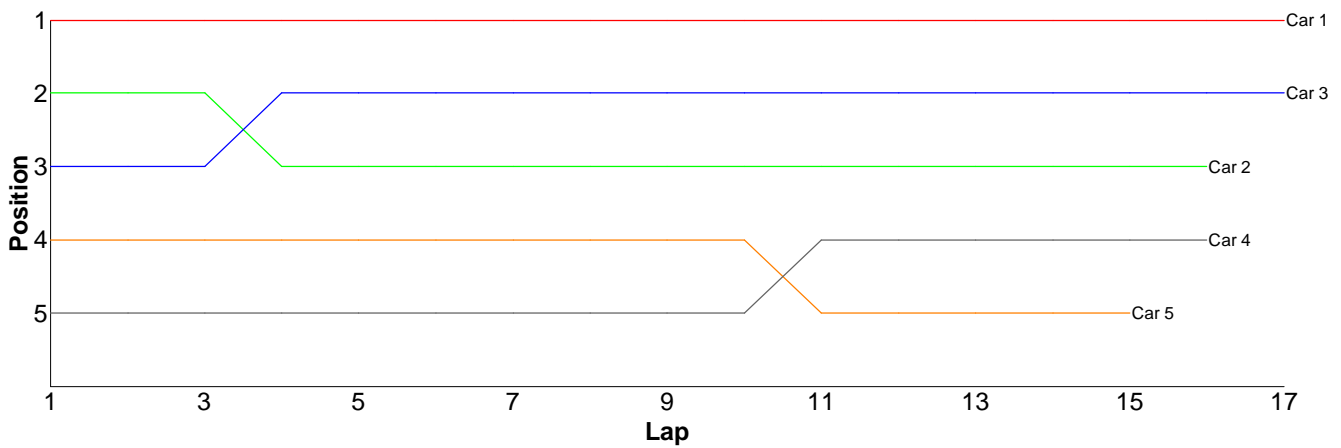
Lap	Car 1	Car 2	Car 3	Car 4
1	141.60	25.12	25.40	28.31
2	15.16	16.37	20.04	16.39
3	14.90	15.66	15.66	16.14
4	14.66	15.86	17.56	18.17
5	14.94	15.89	15.95	16.28
6	14.54	16.11	15.40	16.30
7	14.43	15.19	17.88	16.02
8	14.67	15.79	18.76	16.04
9	14.35	15.16	15.85	15.97
10	14.62	15.77	15.68	16.28
11	14.77	15.64	15.87	15.88
12	14.40	15.75	15.43	16.19
13		15.64	15.88	16.21
14		15.31	15.66	16.09
15		16.03	15.54	15.86
16		15.68	16.00	20.85
17		15.37	15.92	16.15
18		15.63	15.71	16.54
19		15.29		
20				



<13.5 / 17.5> - C Final

Pos	Car	Form	Name	Member Type	Car Make	Result	Ave	Best
1	1	F2	James Davis	2009	Tamiya	17 / 300.47	17.67	16.84
2	3	F2	Jose Jimenez	2009	Associated	17 / 312.99	18.41	17.06
3	2	F2	Scott Stokes	2009	Xray	16 / 315.57	19.72	17.62
4	4	F2	Robin Francis	2009	Hot Bodies	16 / 317.64	19.85	17.36
5	5	F2	Kieran Stokes (J)	2009	Xray	15 / 306.10	20.40	17.52

Lap	Car 1	Car 2	Car 3	Car 4	Car 5
1	26.75	28.48	30.96	38.43	34.02
2	17.04	19.46	17.71	21.49	18.44
3	17.05	17.68	17.07	18.73	23.12
4	17.10	18.42	17.90	17.71	17.52
5	16.84	18.50	17.06	19.02	17.75
6	17.07	19.58	17.95	18.31	19.32
7	16.96	18.61	18.30	22.91	18.55
8	17.06	18.91	17.82	17.79	18.04
9	17.06	18.32	17.47	17.36	17.94
10	16.99	18.12	17.09	17.48	17.71
11	17.19	17.62	17.28	17.95	27.11
12	17.16	27.30	17.72	18.08	20.37
13	17.45	20.56	17.56	18.55	17.62
14	17.21	17.76	18.01	17.51	17.89
15	17.25	17.92	17.91	18.32	20.70
16	17.16	18.33	17.27	18.00	
17	17.13		17.91		
18					

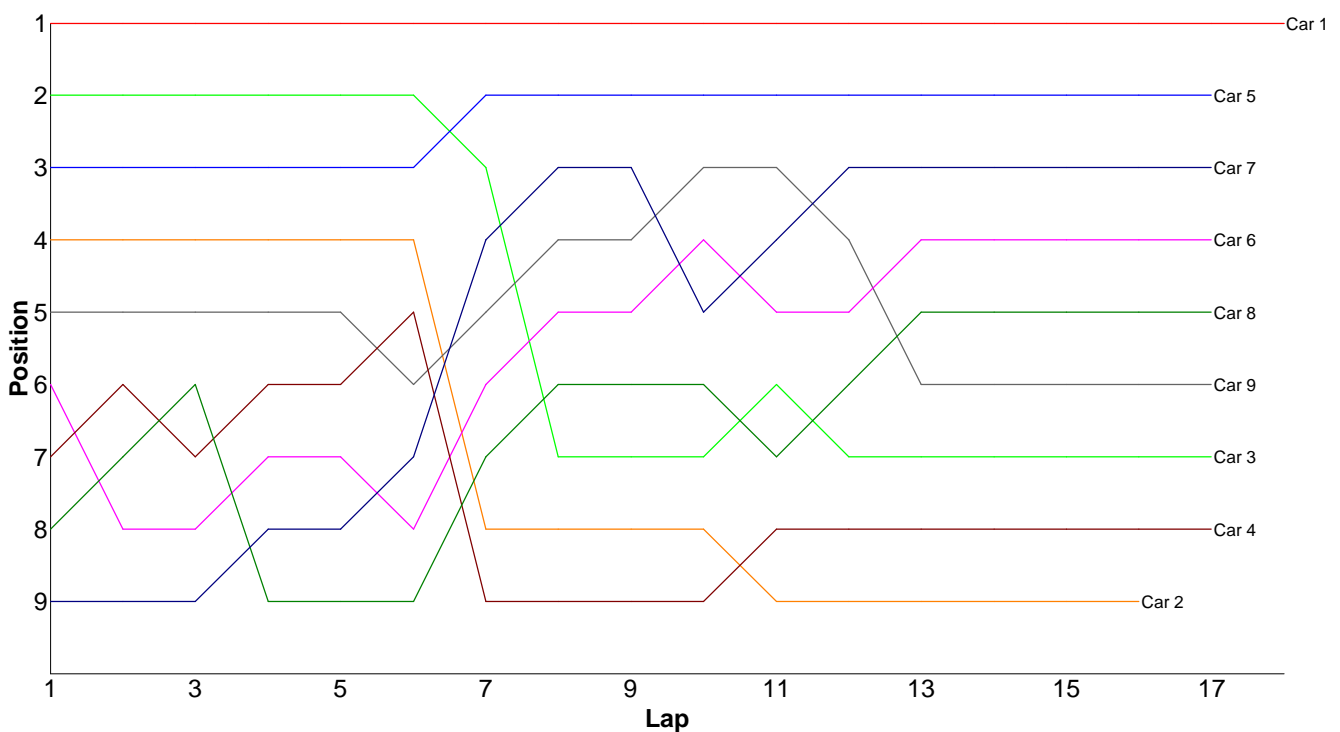


<13.5 / 17.5> - B Final

Pos	Car	Form	Name	Class	Member Type	Car Make	Result	Ave	Bes
1	1	F1	Kevin Bissell	Stock Touring	2009	Hot Bodies	18 / 314.56	17.47	16.23
2	5	F2	Craig Murrell (J)	Stock Touring	2009	Xray	17 / 302.24	17.77	16.52
3	7		Mason Sadler (J)	Stock Touring	G09A	Hot Bodies	17 / 302.48	17.79	16.33
4	6		Jack Gayler (J)	Stock Touring	G09A	Schumacher	17 / 304.45	17.90	16.61
5	8	F1	Ian Cairns	Stock Touring	2009	Schumacher	17 / 306.85	18.05	16.46
6	9		Scott Hauser	17.5 Stock	2009	Xray	17 / 310.08	18.24	17.03
7	3	F2	Gary Fuller	Stock Touring	2009	Xray	17 / 310.86	18.28	16.64
8	4	F1	Chris Graco	Stock Touring	2009	Xray	17 / 311.85	18.34	16.73
9	2	F1	Jon Wilkins	Stock Touring	2009	Hot Bodies	16 / 300.72	18.79	16.41
10	10		Kyle Fuller (J)	Stock Touring	G09A	Xray	0 / 0.00	0.00	0.00

Lap	Car 1	Car 2	Car 3	Car 4	Car 5	Car 6	Car 7	Car 8	Car 9	Car 10
-----	-------	-------	-------	-------	-------	-------	-------	-------	-------	--------

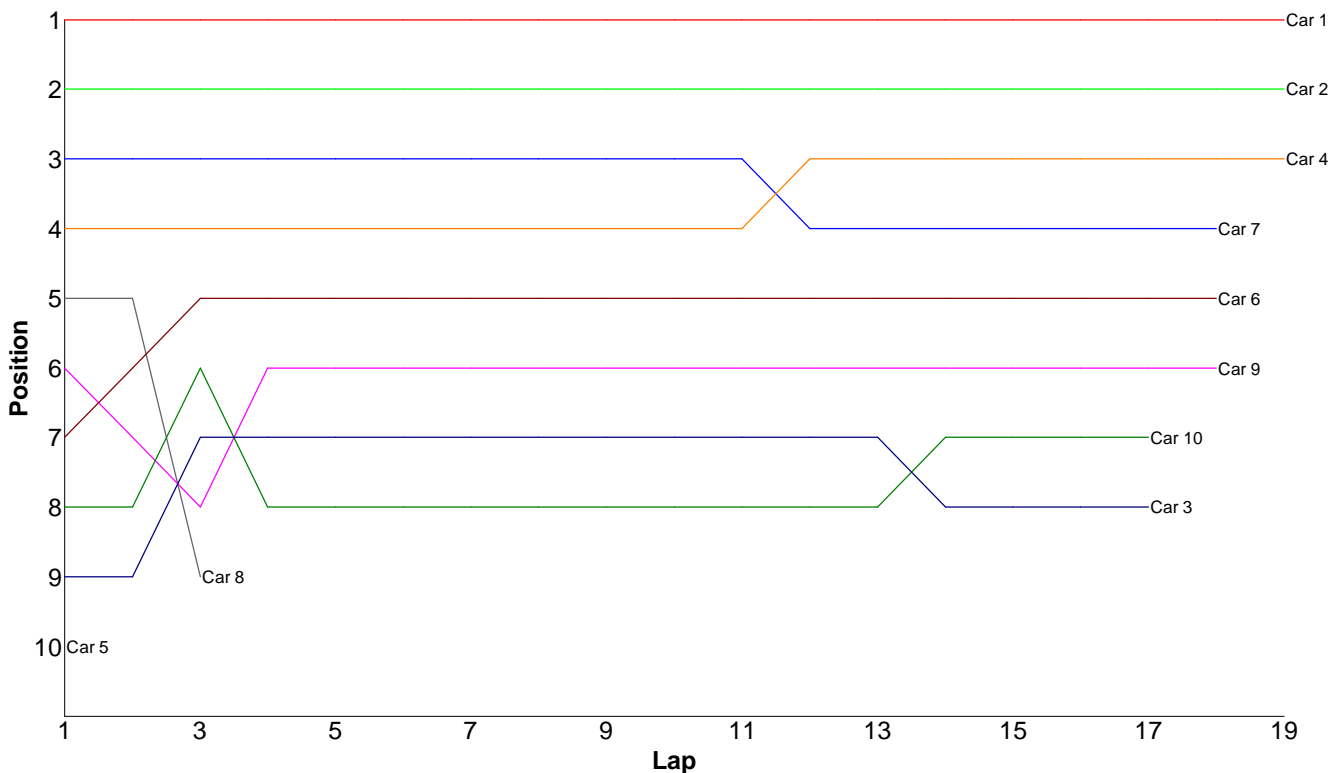
1	25.90	27.81	26.94	29.63	27.42	28.72	32.98	29.95	28.35	
2	16.23	16.49	16.84	17.17	16.52	19.61	16.44	17.04	17.84	
3	16.50	18.97	16.93	17.36	17.28	17.71	17.16	16.87	17.35	
4	16.57	17.11	17.99	17.25	18.62	16.71	16.43	19.45	17.25	
5	16.48	16.90	17.43	16.73	17.10	16.61	16.41	17.29	17.03	
6	16.64	16.61	17.22	16.98	16.54	17.07	16.33	16.81	17.74	
7	16.86	23.35	18.08	22.51	17.50	17.47	16.68	17.07	17.84	
8	17.16	16.74	20.28	19.42	17.27	16.83	17.10	17.00	17.04	
9	16.69	16.41	17.42	16.91	17.37	17.27	16.72	16.69	17.11	
10	16.82	19.44	16.99	17.07	16.81	17.47	19.38	17.64	17.37	
11	16.98	23.44	17.34	16.89	17.15	17.00	16.63	17.92	17.14	
12	19.65	17.36	22.63	18.96	17.14	16.97	16.46	18.32	17.10	
13	17.14	16.65	17.34	17.00	17.09	17.80	16.48	17.55	21.96	
14	16.91	19.23	16.98	16.79	16.87	16.74	16.59	16.77	17.12	
15	16.80	17.52	16.94	17.04	17.24	16.61	16.72	17.05	17.68	
16	17.27	16.69	16.87	17.05	16.77	16.74	16.47	16.97	17.07	
17	16.92		16.64	17.09	17.55	17.12	17.50	16.46	17.09	
18	17.04									
19										



<13.5 / 17.5> - A Final

Pos	Car	Form	Name	Member Type	Car Make	Result	Ave	Best
1	1	F1	Rob Baxter	2009	Xray	19 / 304.69	16.03	15.27
2	2		Graham Staples	2009	Xray	19 / 307.52	16.18	15.36
3	4	F1	Kieran Clift (J)	2009	Schumacher	19 / 312.70	16.45	15.65
4	7	F2	Scott Hauser	2009	Xray	18 / 304.18	16.89	15.50
5	6	F1	Nigel Moss	2009	Hot Bodies	18 / 313.60	17.42	15.84
6	9	F2	Dave Skelton	2009	Xray	18 / 316.30	17.57	16.26
7	10		Remo Casadei	2009	Schumacher	17 / 304.85	17.93	15.58
8	3	F1	David Clift	2009		17 / 306.14	18.00	15.79
9	8		Phil Williams	G09A	Xray	3 / 123.36	41.12	17.04
10	5		Joe Jenyavanija	2009	Tamiya	1 / 32.55	32.55	32.55

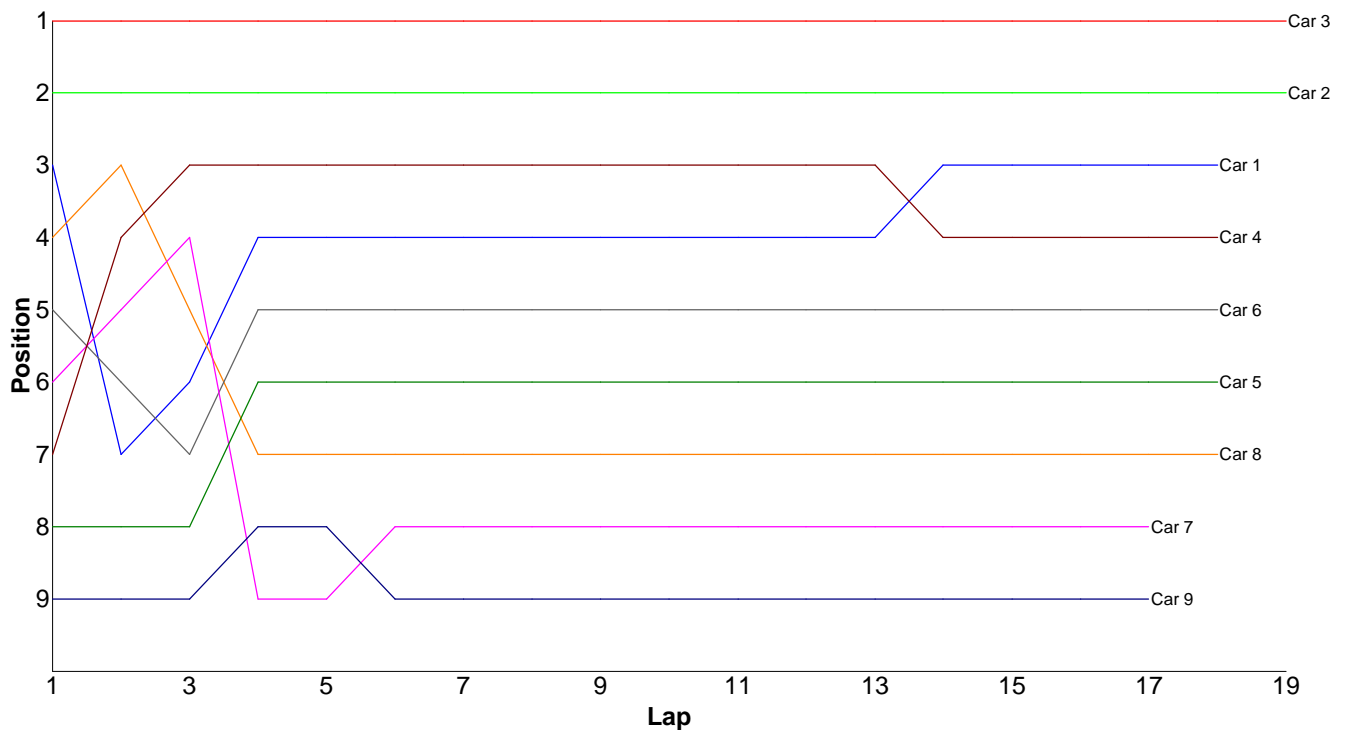
Lap	Car 1	Car 2	Car 3	Car 4	Car 5	Car 6	Car 7	Car 8	Car 9	Car 10
1	23.85	24.12	31.43	26.16	32.55	28.22	25.85	26.74	27.71	29.53
2	15.27	15.36	15.89	15.97		16.26	15.74	17.04	18.12	16.49
3	15.36	15.72	15.99	16.19		16.14	15.71	79.58	17.77	16.65
4	15.50	15.79	21.78	15.70		16.37	15.84		17.25	26.85
5	15.96	15.67	17.74	16.14		16.06	16.49		18.46	19.15
6	15.45	15.70	15.85	15.98		16.53	15.57		16.35	17.77
7	15.50	15.58	15.96	15.66		16.17	15.72		16.31	16.69
8	15.79	15.70	15.79	16.06		15.96	15.50		17.10	16.36
9	15.52	15.59	24.39	16.09		15.84	16.69		18.35	16.29
10	15.55	15.67	17.04	15.91		16.09	16.30		16.67	17.00
11	15.51	15.68	16.44	15.87		24.04	16.03		16.71	16.14
12	15.59	16.24	16.04	16.08		17.54	18.58		16.26	16.31
13	15.59	16.03	16.26	16.02		16.76	16.54		17.08	15.72
14	15.60	15.67	17.85	15.83		16.20	16.05		16.31	15.95
15	15.58	15.79	15.82	15.69		16.25	16.33		16.37	15.91
16	16.01	15.79	16.08	15.87		15.97	16.63		16.49	16.46
17	15.53	16.04	15.79	15.86		16.92	16.57		16.28	15.58
18	15.65	15.58		15.97		16.28	18.04		16.71	
19	15.88	15.80		15.65						
20										



Pro-Stock - B Final

Pos	Car	Form	Name	Member Type	Car Make	Result	Ave	Best
1	3	F2	Daniel Horton	2009	Hot Bodies	19 / 314.92	16.57	15.74
2	2		Stuart Barber	G09A	Tamiya	19 / 316.02	16.63	15.67
3	1	F1	Brian Killick	2009	Xray	18 / 303.78	16.87	15.53
4	4	F2	Phillip Pullen	2009	HPI	18 / 304.45	16.91	15.80
5	6		Glen West	2009	Xray	18 / 310.13	17.22	15.59
6	5		Richard Young	G09A	Xray	18 / 313.59	17.42	15.83
7	8	F2	Neil Talbot	2009	Xray	18 / 314.06	17.44	15.97
8	7		John Fisher	2009	Xray	17 / 300.95	17.70	16.00
9	9		Dain Gayler	G09A	Schumacher	17 / 305.30	17.95	16.06

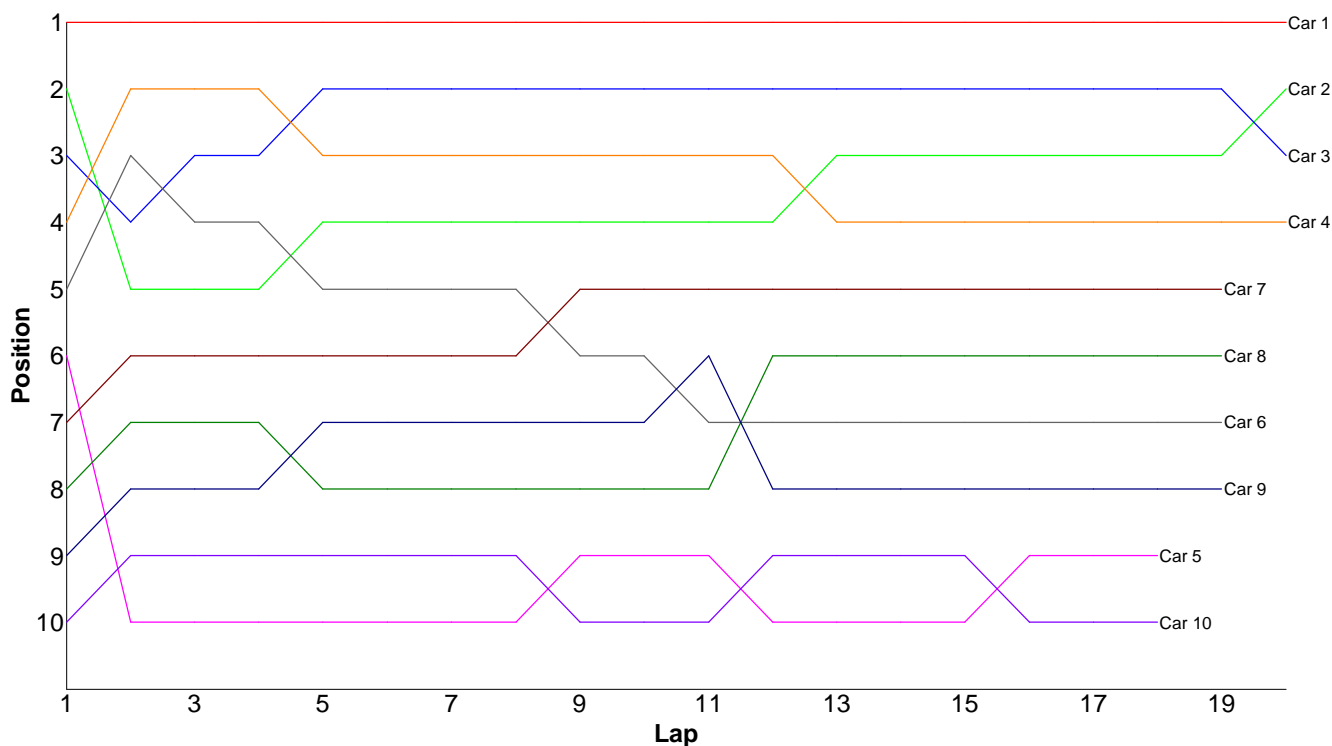
Lap	Car 1	Car 2	Car 3	Car 4	Car 5	Car 6	Car 7	Car 8	Car 9
1	27.18	25.83	25.54	29.53	30.16	27.69	28.98	27.30	35.25
2	21.57	16.23	15.79	16.58	19.51	20.44	18.29	18.30	16.60
3	15.86	15.81	15.99	16.40	18.05	17.86	16.57	18.26	16.26
4	15.91	16.06	16.11	15.90	16.68	16.45	21.85	20.84	16.79
5	16.39	17.84	18.07	16.33	16.09	15.94	17.16	17.31	17.68
6	15.74	16.20	15.84	16.12	16.47	15.86	16.62	16.26	19.21
7	15.62	16.00	15.99	16.16	16.29	15.61	16.39	16.48	17.22
8	15.67	15.73	16.17	16.28	15.83	15.79	16.13	16.40	18.30
9	15.90	16.16	15.89	15.88	16.31	15.73	16.26	16.37	16.15
10	15.53	15.90	15.74	15.97	16.10	15.61	16.02	16.19	16.07
11	15.96	16.20	15.97	15.87	16.42	16.09	16.21	16.25	16.29
12	15.96	16.05	16.17	15.96	15.97	15.95	16.24	16.19	16.70
13	16.24	15.90	15.98	16.41	16.25	15.59	16.00	15.97	16.30
14	15.83	15.67	15.96	16.81	17.16	17.65	16.50	16.45	16.06
15	16.06	15.87	15.80	15.80	16.54	15.74	16.25	16.66	16.95
16	15.75	15.95	15.96	16.22	17.26	19.68	16.65	16.50	17.16
17	15.79	15.91	15.95	16.21	16.35	16.59	18.83	16.15	16.31
18	16.82	16.50	15.88	16.02	16.15	15.86		16.18	
19		16.21	16.12						
20									



Pro-Stock - A Final

Pos	Car	Form	Name	Member Type	Car Make	Result	Ave	Best
1	1	F1	Glen Westwood	2009	Schumacher	20 / 301.01	15.05	14.26
2	2	F1	Aaron Wearn	2009	Schumacher	20 / 312.49	15.62	14.72
3	3	F1	Jay Westwood	2009	Schumacher	20 / 313.09	15.65	14.57
4	4	F1	Mark Sadler	2009	Schumacher	20 / 322.91	16.14	14.89
5	7		Craig Maher	G09A	Xray	19 / 303.05	15.95	14.93
6	8	F1	Nick Adams	2009	Tamiya	19 / 305.70	16.08	14.96
7	6	F1	Matthew Quinlisk	2009	Hot Bodies	19 / 306.81	16.14	15.23
8	9	F1	Ori Sohachevsky	2009	Schumacher	19 / 311.48	16.39	14.78
9	5	F1	John Zottl	2009	Xray	18 / 311.08	17.28	14.90
10	10	F2	Tony Foster	2009	Xray	18 / 313.69	17.42	15.46

Lap	Car 1	Car 2	Car 3	Car 4	Car 5	Car 6	Car 7	Car 8	Car 9	Car 10
1	22.59	23.42	23.64	24.40	25.04	24.79	25.21	26.39	28.63	29.16
2	14.30	17.86	16.90	15.47	36.65	15.23	16.36	15.42	15.02	16.05
3	14.44	14.88	14.65	15.13	15.56	15.52	15.56	15.56	14.84	15.60
4	14.26	15.55	15.81	15.44	15.12	15.97	15.78	15.88	15.10	16.48
5	14.45	15.07	14.59	15.47	15.08	15.69	15.33	15.66	15.23	15.92
6	14.53	14.86	14.58	15.05	14.95	15.57	14.93	15.45	14.92	16.29
7	14.47	14.72	14.60	15.16	14.90	15.46	15.15	14.96	14.78	15.81
8	14.75	15.06	14.64	14.99	15.00	15.37	15.50	15.26	15.73	20.16
9	14.94	14.97	14.71	15.04	15.04	15.58	15.28	15.47	15.11	24.58
10	14.82	15.09	14.57	14.94	15.06	15.59	15.17	15.60	15.57	16.36
11	14.56	15.37	14.73	15.59	17.25	15.97	15.12	15.43	15.65	15.57
12	14.60	15.13	14.59	15.23	19.15	16.87	14.96	15.52	18.26	15.89
13	14.99	15.35	14.69	15.62	15.62	15.77	16.79	15.33	20.09	15.46
14	14.64	15.07	14.74	15.31	15.37	15.30	15.61	15.97	15.66	15.48
15	14.72	14.93	14.71	15.23	15.47	15.44	15.55	15.50	15.37	15.88
16	14.64	15.08	14.57	15.28	15.33	15.37	15.38	15.53	15.54	16.00
17	14.78	14.91	14.68	14.89	15.14	15.53	15.11	15.48	15.35	16.43
18	15.06	15.04	14.96	14.99	15.35	15.82	15.15	15.64	15.54	16.57
19	14.84	14.90	14.64	15.45		15.97	15.11	15.65	15.09	
20	14.63	15.23	22.09	24.23						
21										



<GT / Sport> - A Final

Pos	Car	Form	Name	Class	Member Type	Car Make	Result	Ave	Best
1	2	F4	Jon Wilkins	Formula GT	2009	Associated	18 / 303.19	16.84	15.94
2	3	F4	Tim Webb	Formula GT	2009	Tamiya	18 / 312.37	17.35	16.04
3	4	F3	Dave Skelton	Formula GT	2009	Associated	18 / 313.39	17.41	16.08
4	5	F4	Martin Trice	Formula GT	2009	HPI	17 / 314.52	18.50	16.62
5	6	F4	Scott Stokes	Formula GT	2009	Tamiya	15 / 301.04	20.06	17.89
6	1	F4	Rob Baxter	Formula GT	2009	Associated	12 / 201.61	16.80	15.76
7	9	F4	Neil Talbot	Formula GT	2009	Calandra	5 / 123.33	24.66	19.32
=8	7		Jason Elliot	EP Sport	G09A	Tamiya	0 / 0.00	0.00	0.00
=8	8	F4	Brian Killick	Formula GT	2009	Tamiya	0 / 0.00	0.00	0.00

Lap	Car 1	Car 2	Car 3	Car 4	Car 5	Car 6	Car 7	Car 8	Car 9
1	25.39	25.91	29.09	27.04	28.00	32.42			36.60
2	16.16	16.63	16.28	16.78	16.96	18.49			19.32
3	15.84	16.40	17.12	16.58	19.13	17.89			20.85
4	16.14	16.03	16.44	17.13	16.96	25.70			21.56
5	16.23	16.19	16.44	16.24	19.09	18.52			25.00
6	15.76	16.09	16.54	16.95	22.46	18.35			
7	16.37	16.55	16.09	16.49	17.77	18.25			
8	15.92	16.56	16.31	16.81	17.80	18.69			
9	15.87	16.40	16.93	16.08	17.62	18.68			
10	15.99	17.03	16.04	20.22	16.97	18.93			
11	16.10	16.37	16.17	16.95	16.84	18.63			
12	15.84	15.99	16.47	16.30	18.14	18.10			
13		16.28	19.53	16.48	16.81	18.99			
14		15.94	16.13	16.27	17.75	20.18			
15		16.14	16.84	16.83	18.21	19.22			
16		16.31	16.41	16.95	17.39				
17		16.07	16.77	16.79	16.62				
18		16.30	16.77	16.50					
19									

