

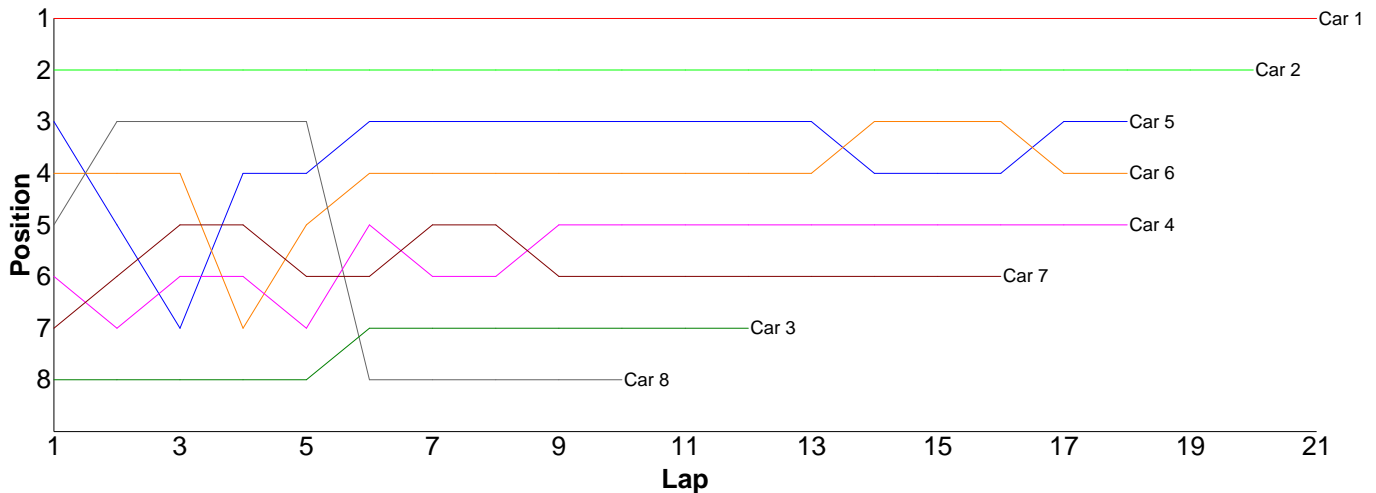
AMCC Winter Championship 2008/09 - Round 10: 15 Feb 09

Race Results

Heat 1 - Round 1 (IC Touring)

Pos	Car	Form	Name	Member Type	Car Make	Result	Ave	Best
1	1	F1	John Zottl	2009	Xray	21 / 312.59	14.88	14.29
2	2	F1	David Forsythe	2009	Xray	20 / 312.49	15.62	14.78
3	5	F2	Phillip Pullen	2009	Mugen	18 / 306.34	17.01	15.23
4	6	F2	Mark Fagan	2009	Serpent	18 / 308.34	17.13	15.88
5	4	F2	Jim Beesley	2009	Serpent	18 / 312.04	17.33	15.84
6	7		Gary Fuller	2009	Serpent	16 / 310.18	19.38	17.43
7	3	F2	Les Mainwaring	2009	Mugen	12 / 312.08	26.00	16.49
8	8	F2	Colin Taggart	2009	Xray	10 / 309.86	30.98	15.78

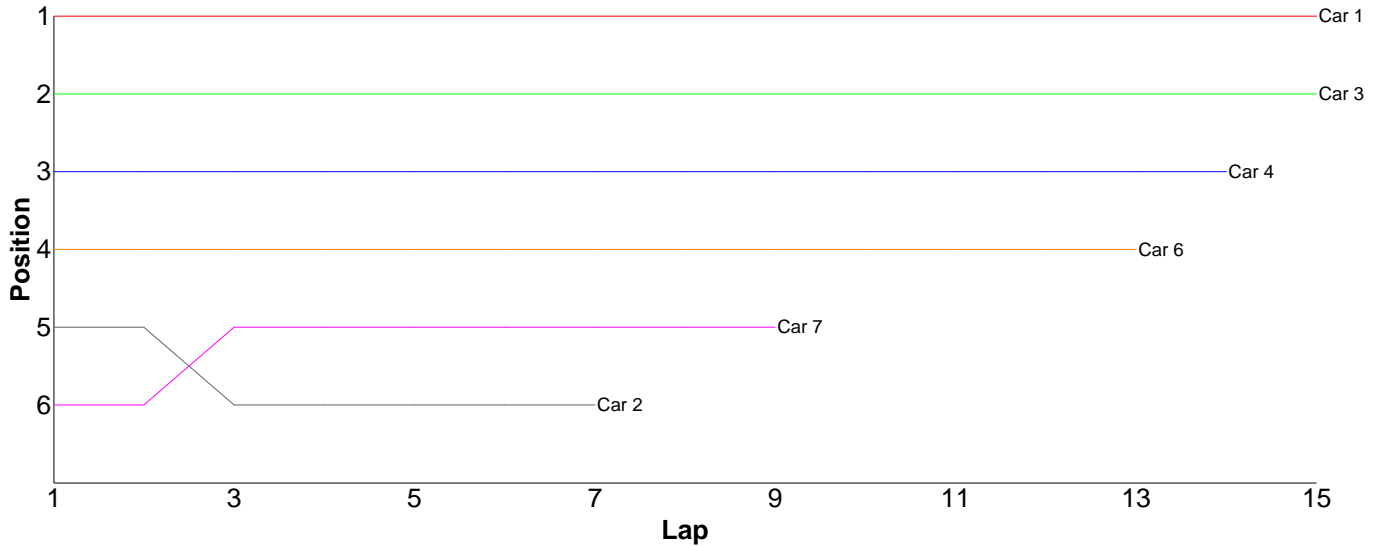
Lap	Car 1	Car 2	Car 3	Car 4	Car 5	Car 6	Car 7	Car 8
1	14.55	16.00	94.73	18.22	16.10	17.05	18.90	17.16
2	15.13	15.38	17.06	21.38	21.32	19.89	18.98	17.00
3	14.81	15.45	18.20	18.30	20.83	16.58	17.84	17.81
4	14.91	16.37	19.16	17.63	16.47	22.21	19.65	17.17
5	14.47	15.80	17.34	19.74	16.39	16.85	17.72	16.85
6	14.73	16.22	16.49	17.08	16.55	17.62	19.52	159.19
7	14.29	15.11	29.57	19.82	16.66	16.37	17.96	16.49
8	14.33	15.21	17.70	16.79	17.02	16.57	17.43	16.44
9	15.21	16.16	21.95	16.43	15.65	15.88	17.50	15.78
10	15.28	17.21	24.40	15.84	15.34	16.18	18.06	15.97
11	14.57	15.27	17.18	16.10	15.40	16.82	18.14	
12	14.62	14.78	18.30	15.99	16.83	17.47	22.03	
13	14.72	15.14		16.73	19.49	16.23	18.67	
14	15.64	15.41		16.29	19.45	16.10	26.05	
15	14.84	15.33		15.88	15.70	16.48	19.36	
16	16.27	15.54		16.11	16.52	16.45	22.37	
17	14.41	15.37		16.91	15.39	17.02		
18	14.54	16.08		16.80	15.23	16.57		
19	14.49	15.28						
20	15.33	15.38						
21	15.45							
22								



Heat 2 - Round 1 (<GT - Sport>)

Pos	Car	Form	Name	Class	Member Type	Car Make	Result	Ave
1	2	F4	Brian Killick	Formula GT	2009	Tamiya	16 / 306.78	19.17
2	1		Scott Stokes	Formula GT	2009	Tamiya	15 / 302.72	20.18
3	3	F4	Neil Talbot	Formula GT	2009	Tamiya	15 / 312.03	20.80
4	4	F2	Nicholas Mugridge	EP Sport	2009	HPI	14 / 316.45	22.60
5	6		Jason Elliot	EP Sport	G09A	Tamiya	13 / 302.61	23.27
6	7		Remo Casadei	Formula GT	G09B	Corally	9 / 269.09	29.89
7	5	F1	Jack Warren (J)	EP Sport	2009	Xray	0 / 0.00	0.00

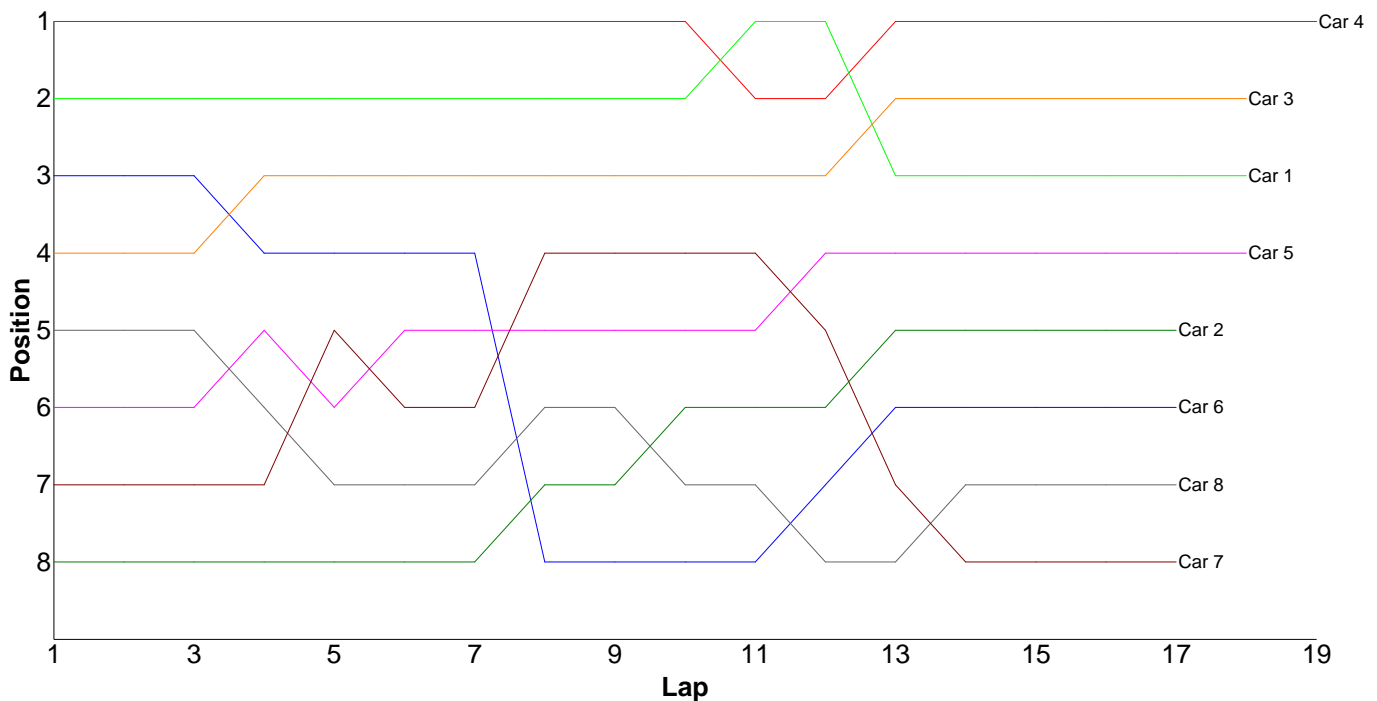
Lap	Car 1	Car 2	Car 3	Car 4	Car 5	Car 6	Car 7
1	19.31	34.99	22.20	23.04		24.18	35.83
2	18.66	14.18	20.46	22.28		22.05	34.27
3	19.03	195.63	21.11	22.81		22.41	41.17
4	20.38	13.40	21.32	22.19		25.16	28.44
5	19.43	16.04	20.38	22.62		28.65	29.68
6	19.57	15.28	19.96	23.45		21.62	24.43
7	22.53	17.26	20.72	22.21		21.89	22.68
8	20.86		21.75	22.66		22.86	28.76
9	26.42		20.28	23.07		22.23	23.83
10	18.69		20.35	22.24		22.18	
11	19.22		19.97	22.75		22.93	
12	20.59		20.51	22.49		22.90	
13	19.69		19.94	22.19		23.55	
14	19.44		20.80	22.45			
15	18.90		22.28				
16							



Heat 3 - Round 1 (<GT - Sport>)

Pos	Car	Form	Name	Member Type	Car Make	Result	Ave	Best
1	4	F3	Nigel Moss	2009	Calandra	19 / 312.28	16.43	15.75
2	3	F4	Tim Webb	2009	Tamiya	18 / 304.98	16.94	16.52
3	1	F4	Jon Wilkins	2009	Associated	18 / 312.43	17.35	16.04
4	5	F4	Gerald Page	2009	Associated	18 / 314.38	17.46	17.08
5	2	F3	Rob Warren	2009	Associated	17 / 305.22	17.95	16.74
6	6	F3	Dave Skelton	2009	Associated	17 / 307.91	18.11	16.56
7	8	F4	Martin Trice	2009	HPI	17 / 317.14	18.65	17.42
8	7		Rob Baxter	2009	Associated	17 / 317.15	18.65	16.11

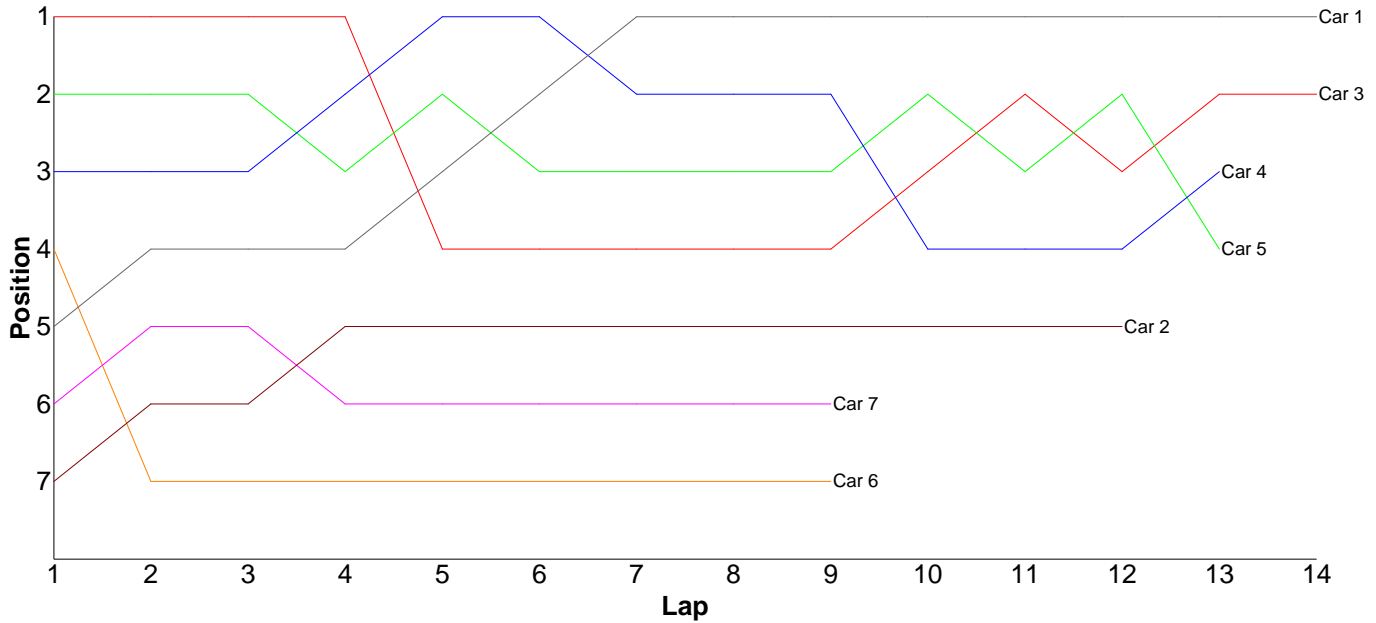
Lap	Car 1	Car 2	Car 3	Car 4	Car 5	Car 6	Car 7	Car 8
1	17.44	23.79	17.67	17.11	19.08	17.49	22.85	18.05
2	17.16	18.43	17.82	16.39	18.17	17.21	17.19	18.47
3	16.44	17.55	16.81	15.92	17.47	16.90	16.27	17.64
4	16.18	17.82	16.58	16.41	17.80	17.74	16.44	18.43
5	16.22	18.35	16.73	16.09	17.19	17.05	16.40	18.06
6	16.04	17.94	16.69	16.05	17.19	16.80	19.02	22.10
7	16.21	17.16	16.99	16.14	17.08	16.56	16.20	17.81
8	16.89	18.81	16.87	15.75	17.16	32.42	16.38	19.14
9	16.94	18.44	17.36	18.49	17.58	17.48	16.80	17.48
10	16.19	17.30	16.82	16.87	17.34	17.52	16.11	18.57
11	16.10	17.37	16.52	16.72	17.18	17.15	16.35	17.42
12	16.37	17.90	16.61	16.45	17.11	17.04	29.18	18.77
13	26.40	16.74	17.03	15.92	17.08	17.25	19.72	18.10
14	19.75	16.77	16.73	16.10	17.08	16.98	23.87	17.56
15	16.59	16.85	17.28	16.49	17.80	16.91	18.25	17.47
16	17.35	16.81	16.78	16.42	17.58	17.56	18.19	23.28
17	17.23	17.19	17.02	16.24	17.32	17.85	17.93	18.79
18	16.93		16.67	16.53	17.17			
19				16.19				
20								



Heat 4 - Round 1 (Bikes 1/5th)

Pos	Car	Form	Name	Member Type	Car Make	Result	Ave	Best
1	1	F1	Roki Read	2009		14 / 310.46	22.17	20.39
2	3	F1	Steve Leake	2009		14 / 317.67	22.69	21.40
3	4		Graham Clarke	G09A		13 / 301.48	23.19	21.68
4	5	F1	Andy Carless	2009		13 / 301.57	23.19	22.37
5	2		Simon Lancaster	G09A		12 / 313.39	26.11	20.88
6	7	F2	Peter Chang	2009		9 / 314.63	34.95	27.23
7	6	F2	Chris Groom	2009		9 / 319.08	35.45	22.82

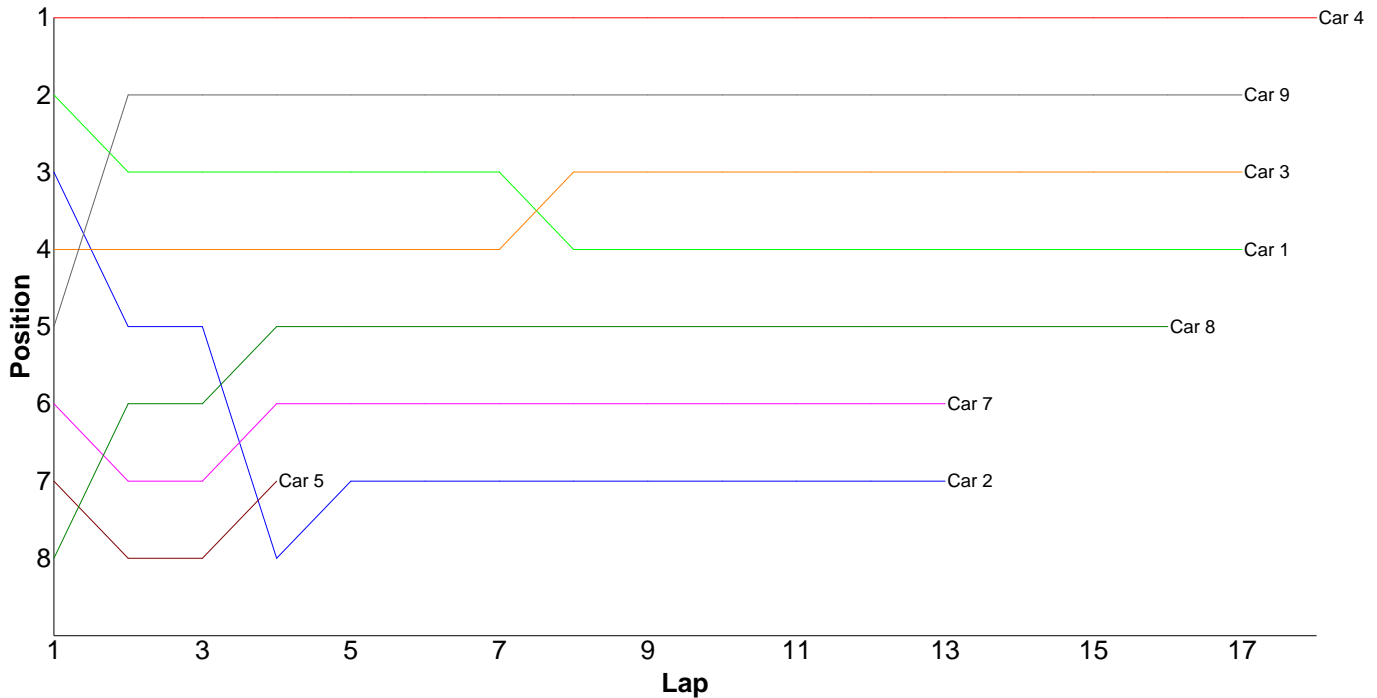
Lap	Car 1	Car 2	Car 3	Car 4	Car 5	Car 6	Car 7
1	27.23	48.83	21.50	22.99	22.52	25.13	27.23
2	25.03	32.13	21.40	22.44	22.63	96.79	29.48
3	20.56	21.37	24.44	22.23	22.43	23.30	28.01
4	21.20	20.88	21.47	22.36	22.69	23.99	44.89
5	20.39	25.15	27.06	22.44	22.49	37.41	38.46
6	20.51	33.53	22.09	21.68	22.69	22.82	35.11
7	20.96	22.19	21.50	22.17	22.74	43.32	46.80
8	21.63	21.45	22.47	22.72	22.46	23.48	36.97
9	20.84	22.64	22.21	22.52	22.37	22.84	27.68
10	20.86	21.56	21.89	26.70	22.37		
11	20.75	21.76	21.98	23.06	22.83		
12	23.64	21.90	26.09	27.86	25.49		
13	26.15		21.99	22.31	27.86		
14	20.71		21.58				
15							



Heat 5 - Round 1 (Stock Touring)

Pos	Car	Form	Name	Member Type	Car Make	Result	Ave	Best
1	4		Kieran Clift (J)	2009	Schumacher	18 / 306.73	17.04	15.98
2	9		Les Baldry	G09A	Hot Bodies	17 / 300.00	17.64	17.25
3	3	F2	James Davis	2009	Tamiya	17 / 312.23	18.36	17.51
4	1	F2	Chris Bradshaw	2009	Xray	17 / 313.84	18.46	17.92
5	8		Ian Newton	G09A	Scythe	16 / 310.32	19.39	17.78
6	7	F2	Andy Lewis	2009	Hot Bodies	13 / 300.34	23.10	20.89
7	2	F2	Kieran Stokes (J)	2009	Xray	13 / 309.43	23.80	17.82
8	5		Jose Jimemez	2009	Associated	4 / 101.40	25.35	22.71
9	6		Lee Smith	2009	Associated	0 / 0.00	0.00	0.00

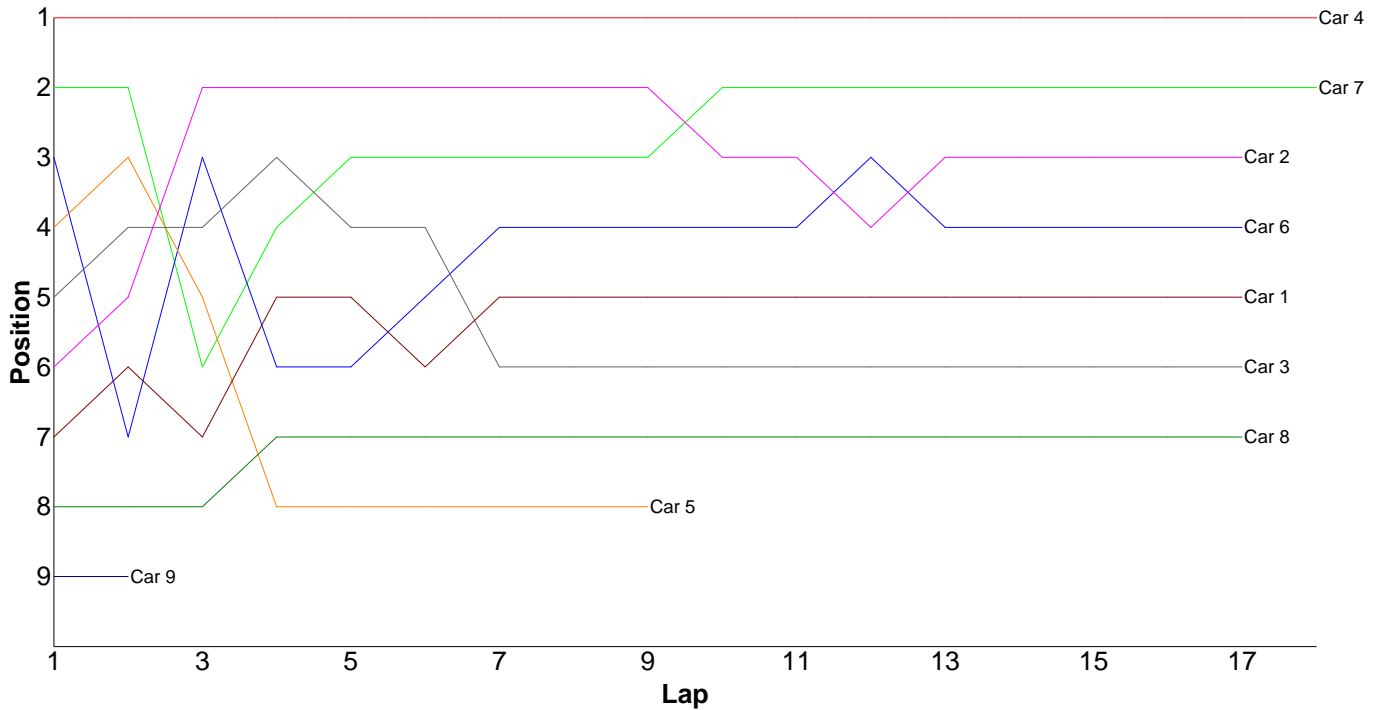
Lap	Car 1	Car 2	Car 3	Car 4	Car 5	Car 6	Car 7	Car 8	Car 9
1	18.06	18.12	18.66	16.27	23.92		23.60	24.22	18.89
2	18.30	19.16	18.24	16.65	27.92		22.52	17.78	17.43
3	18.38	18.73	18.15	15.98	22.71		22.55	17.83	17.45
4	18.15	88.23	18.21	16.11	26.85		23.53	19.00	17.65
5	17.92	17.88	18.62	18.69			32.05	18.55	17.43
6	18.06	17.87	18.01	17.22			23.79	18.57	17.50
7	18.81	17.82	18.00	16.68			21.33	18.54	17.31
8	18.57	18.66	17.85	16.17			21.94	18.15	18.01
9	18.36	17.86	17.51	20.15			21.15	18.58	17.61
10	18.20	18.00	17.79	16.65			21.72	21.00	17.44
11	19.39	18.70	17.58	16.35			23.37	23.76	17.79
12	18.73	20.43	17.61	16.09			21.90	19.83	17.59
13	18.44	17.97	17.57	16.35			20.89	18.99	17.41
14	18.77		17.54	17.91				18.85	17.29
15	18.56		24.22	18.58				18.46	17.25
16	18.31		17.89	17.27				18.21	18.25
17	18.83		18.78	16.66					17.70
18				16.95					
19									



Heat 6 - Round 1 (Stock Touring)

Pos	Car	Form	Name	Member Type	Car Make	Result	Ave	Best
1	4		Matt Butcher	G09A	Schumacher	18 / 308.53	17.14	16.36
2	7		Mason Sadler (J)	G09A	Hot Bodies	18 / 315.79	17.54	16.82
3	2	F2	Dave Skelton	2009	Xray	17 / 300.76	17.69	17.03
4	6	F2	Mark Fagan	2009	Serpent	17 / 304.75	17.92	16.80
5	1	F2	Robin Francis	2009	Hot Bodies	17 / 310.39	18.25	17.35
6	3	F2	Scott Stokes	2009	Xray	17 / 312.04	18.35	17.62
7	8	F2	Gary Fuller	2009	Xray	17 / 316.14	18.59	17.23
8	5	F2	Mick Barnes	2009	Xray	9 / 190.99	21.22	17.75
9	9	F2	Craig Murrell (J)	2009	Xray	2 / 53.51	26.75	22.64

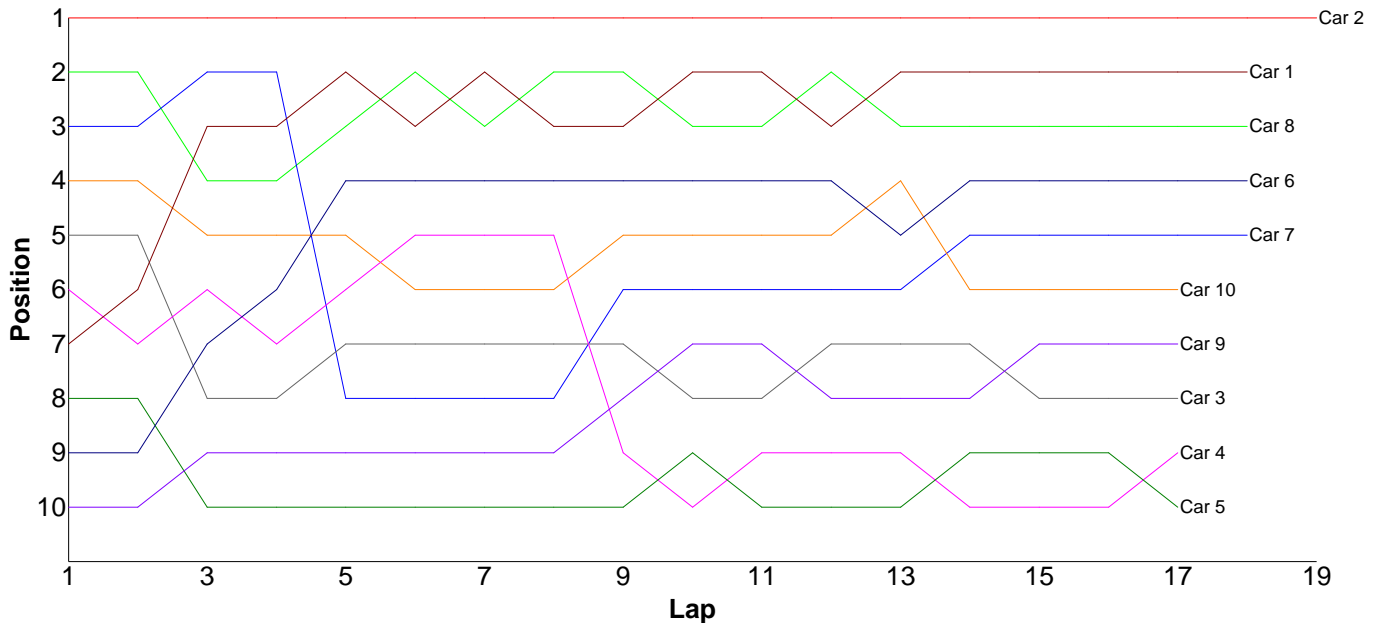
Lap	Car 1	Car 2	Car 3	Car 4	Car 5	Car 6	Car 7	Car 8	Car 9
1	18.74	18.47	18.33	16.79	17.75	17.21	16.83	19.02	22.64
2	17.76	17.95	17.83	16.49	18.21	19.49	17.96	23.01	30.87
3	21.76	17.60	18.26	16.86	18.79	17.69	20.15	18.35	
4	17.79	17.46	18.11	16.99	27.77	21.87	17.98	17.81	
5	17.43	17.39	18.66	17.36	31.87	17.23	17.32	17.94	
6	18.71	17.67	18.24	16.87	18.94	17.06	17.10	19.62	
7	17.78	17.41	20.81	17.33	19.05	17.28	17.75	18.33	
8	17.64	17.03	19.24	17.09	18.91	18.11	16.95	17.23	
9	18.37	17.78	18.41	17.76	19.70	17.15	16.96	18.57	
10	18.01	19.90	18.42	17.02		16.80	16.82	18.50	
11	17.61	17.48	17.79	16.66		17.10	17.59	18.20	
12	17.35	18.32	17.62	16.36		17.44	17.68	18.49	
13	17.77	17.20	17.67	16.77		19.30	17.36	18.21	
14	18.53	17.30	18.20	16.66		17.63	17.56	18.08	
15	17.73	17.30	17.70	17.13		17.13	17.25	18.79	
16	17.46	17.04	18.79	19.79		17.55	17.61	17.90	
17	19.95	17.46	17.96	17.13		18.71	17.33	18.09	
18				17.47			17.59		
19									



Heat 7 - Round 1 (Stock Touring)

Pos	Car	Form	Name	Member Type	Car Make	Result	Ave	Best
1	2		Rob Baxter	2009	Xray	19 / 302.85	15.93	15.64
2	1		Remo Casadei	G09A	Schumacher	18 / 308.32	17.12	16.49
3	8	F2	Scott Hauser	2009	Xray	18 / 308.74	17.15	16.43
4	6	F1	David Clift	2009		18 / 310.70	17.26	16.32
5	7	F1	Jon Wilkins	2009	Hot Bodies	18 / 313.20	17.40	16.64
6	10		Jordan Barnes (J)	G09A	Xray	17 / 301.78	17.75	16.66
7	9		Chris Graco	2009	Xray	17 / 302.76	17.80	17.10
8	3	F1	Kevin Bissell	2009	Hot Bodies	17 / 304.81	17.93	17.12
9	4		Neil Pilkington	2009	Hot Bodies	17 / 309.77	18.22	17.21
10	5	F1	Ian Cairns	2009	Xray	17 / 310.01	18.23	17.43

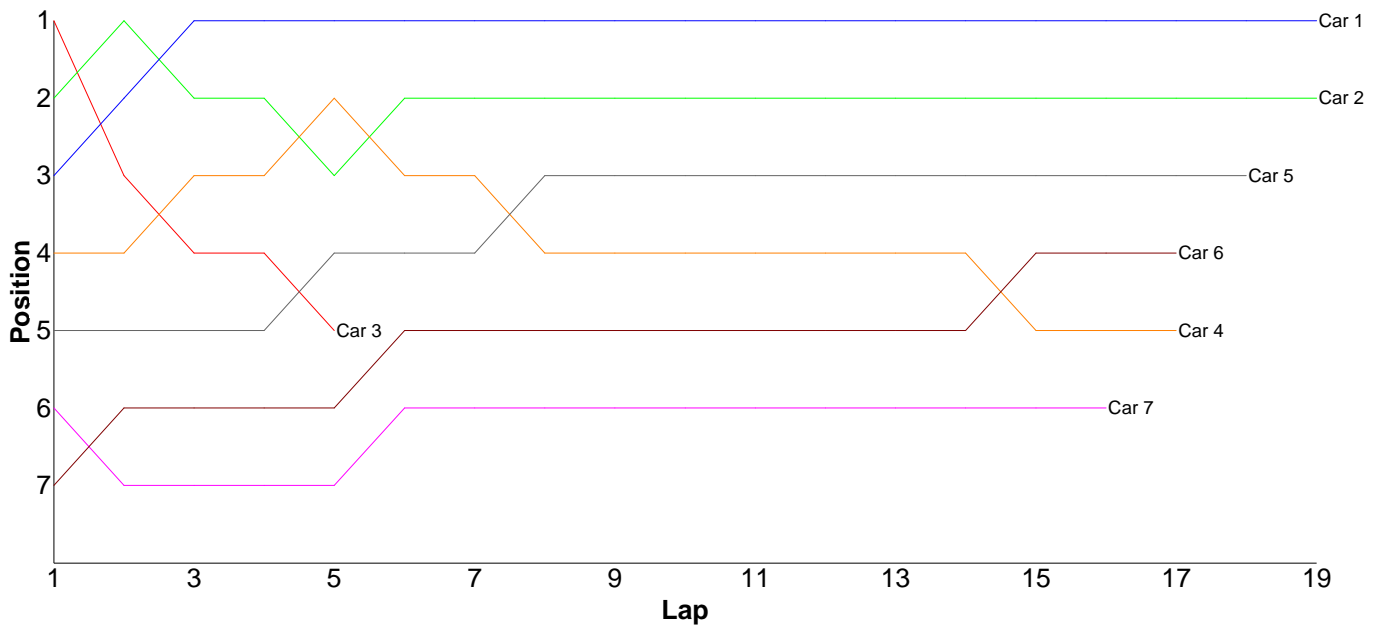
Lap	Car 1	Car 2	Car 3	Car 4	Car 5	Car 6	Car 7	Car 8	Car 9	Car 10
1	18.58	15.72	17.88	18.18	18.77	18.80	17.32	17.24	20.57	17.73
2	16.76	15.68	17.19	17.60	18.28	18.67	17.19	17.25	17.62	17.26
3	16.86	15.73	20.60	17.70	21.68	16.97	17.09	17.75	17.86	17.85
4	16.78	16.05	17.39	17.75	18.23	16.78	17.13	16.92	19.27	17.76
5	16.49	16.28	17.96	17.46	17.70	16.60	24.09	16.77	17.66	17.97
6	17.22	15.65	17.30	17.24	17.98	17.25	17.19	16.67	17.46	17.59
7	16.64	15.65	17.13	17.67	17.54	17.72	17.01	16.83	17.87	17.96
8	16.92	16.02	17.56	17.72	17.43	17.14	16.97	16.43	17.26	17.20
9	16.71	16.39	19.78	23.84	17.59	16.85	16.89	16.72	17.46	16.66
10	16.85	15.81	17.89	18.78	18.12	16.81	17.07	18.04	17.38	17.00
11	18.10	16.54	17.20	17.96	18.58	16.66	16.71	17.35	17.10	16.87
12	17.22	15.82	17.12	18.57	19.24	16.44	16.92	16.85	18.32	17.03
13	17.39	15.64	17.14	17.99	17.76	21.52	16.99	19.04	17.31	17.13
14	16.74	16.14	17.31	18.80	17.88	16.44	16.64	17.34	17.66	21.57
15	17.44	15.87	19.82	17.97	17.91	16.44	16.95	16.72	17.31	17.06
16	16.93	15.92	18.05	17.33	17.52	16.54	17.31	17.02	17.19	17.56
17	17.71	16.03	17.49	17.21	17.80	16.32	16.79	16.83	17.46	19.58
18	16.98	16.05				16.75	16.94	16.97		
19		15.86								
20										



Heat 8 - Round 1 (Pro-Stock)

Pos	Car	Form	Name	Member Type	Car Make	Result	Ave	Best
1	1	F2	Tony Foster	2009	Xray	19 / 302.91	15.94	15.36
2	2		Glen West	G09A	Xray	19 / 310.16	16.32	15.43
3	5		John Fisher	G09A	Xray	18 / 306.17	17.00	16.19
4	6		Phillip Pullen	2009	HPI	17 / 300.64	17.68	16.34
5	4		Paul Barnes	G09A	Schumacher	17 / 301.14	17.71	16.24
6	7		Daniel Horton	2009	Hot Bodies	16 / 309.19	19.32	16.85
7	3	F2	Neil Talbot	2009	Xray	5 / 91.69	18.33	16.51

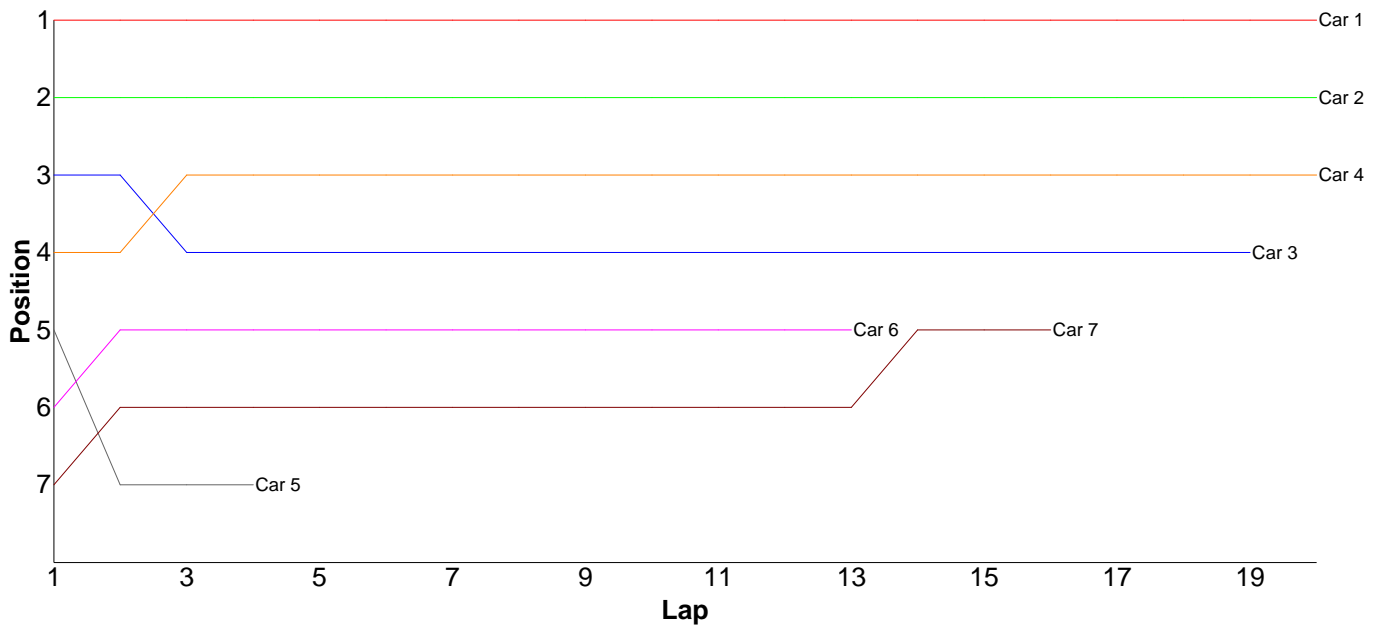
Lap	Car 1	Car 2	Car 3	Car 4	Car 5	Car 6	Car 7
1	16.74	16.54	16.51	17.12	19.02	20.70	20.52
2	16.09	16.05	16.54	16.74	17.07	19.42	26.05
3	15.81	16.27	17.79	16.43	16.97	18.49	17.97
4	15.77	16.06	16.68	16.32	17.98	18.29	29.15
5	15.73	19.19	24.17	17.39	16.51	17.29	21.09
6	15.42	15.72		16.58	16.56	21.98	18.88
7	15.36	15.79		19.17	16.69	17.20	17.55
8	15.76	15.92		23.63	16.56	16.91	17.95
9	15.75	15.43		18.89	17.27	16.53	17.35
10	16.18	15.63		19.14	16.99	16.41	17.57
11	16.29	15.92		18.81	16.19	17.37	16.91
12	15.87	18.41		16.25	17.10	16.40	16.85
13	16.11	16.29		16.27	16.57	17.37	17.33
14	15.99	16.15		16.83	16.98	16.75	18.17
15	15.80	15.92		18.91	16.76	16.56	18.84
16	16.04	16.76		16.24	16.57	16.34	17.01
17	16.24	16.07		16.42	17.34	16.63	
18	15.84	16.03			17.04		
19	16.12	16.01					
20							



Heat 9 - Round 1 (Pro-Stock)

Pos	Car	Form	Name	Member Type	Car Make	Result	Ave	Best
1	1	F1	Ori Sohachevsky	2009	Schumacher	20 / 305.72	15.28	14.76
2	2	F1	Nick Adams	2009	Tamiya	20 / 310.00	15.50	15.17
3	4	F1	John Zottl	2009	Xray	20 / 311.20	15.56	15.05
4	3		Tim Webb	2009	Hot Bodies	19 / 308.08	16.21	15.74
5	7	F1	Jamie Vassallo	2009	Schumacher	16 / 315.88	19.74	15.72
6	6	F1	Scott Hauser	2009	Xray	13 / 243.92	18.76	16.44
7	5	F1	Brian Killick	2009	Xray	4 / 109.91	27.47	21.12

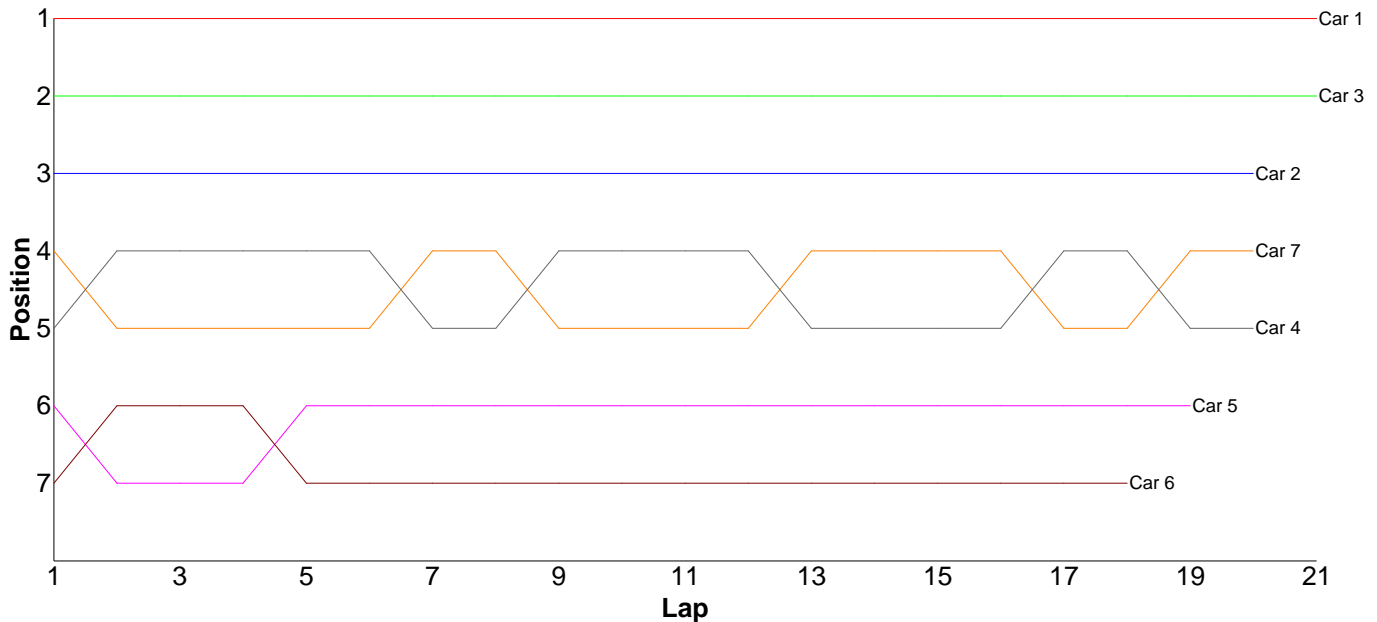
Lap	Car 1	Car 2	Car 3	Car 4	Car 5	Car 6	Car 7
1	14.96	15.79	16.56	17.71	21.25	21.65	23.68
2	14.92	15.63	16.08	15.66	39.27	18.33	20.28
3	15.03	15.59	16.61	15.31	21.12	17.72	16.22
4	14.76	15.41	16.09	15.57	28.27	17.10	15.72
5	16.43	15.55	17.71	16.38		16.45	16.54
6	15.62	15.83	16.34	15.76		16.44	59.76
7	15.20	15.22	16.27	15.47		23.44	16.05
8	14.98	15.36	16.12	15.35		18.36	17.50
9	15.25	15.43	16.08	15.50		16.96	16.57
10	15.10	15.37	16.26	15.30		16.88	16.36
11	15.02	15.27	15.81	15.05		20.91	15.87
12	15.24	15.39	16.92	15.34		17.16	15.85
13	15.06	15.65	15.96	15.41		22.52	16.35
14	15.45	15.53	15.83	15.21			16.45
15	15.49	15.17	15.95	15.09			16.68
16	16.19	15.26	15.91	15.13			16.00
17	15.36	15.74	16.09	15.57			
18	15.50	15.48	15.74	15.44			
19	15.18	15.85	15.75	15.15			
20	14.98	15.48		15.80			
21							



Heat 10 - Round 1 (Pro-Stock)

Pos	Car	Form	Name	Member Type	Car Make	Result	Ave	Best
1	1		Glen Westwood	2009	Schumacher	21 / 307.24	14.63	14.38
2	3		Jay Westwood	2009	Schumacher	21 / 311.92	14.85	14.60
3	2		Aaron Wearn	2009	Schumacher	20 / 300.88	15.04	14.80
4	7	F1	Ben Cane	2009	Schumacher	20 / 308.30	15.41	14.87
5	4		Mark Sadler	G09A	Schumacher	20 / 308.72	15.43	15.18
6	5	F1	Matthew Quinlisk	2009	Hot Bodies	19 / 306.66	16.14	15.47
7	6		Tim Langdell	G09A	Schumacher	18 / 302.24	16.79	15.45

Lap	Car 1	Car 2	Car 3	Car 4	Car 5	Car 6	Car 7
1	14.40	15.13	15.06	15.84	16.10	16.53	15.54
2	14.38	15.05	14.67	15.64	17.78	17.02	16.29
3	14.52	14.91	14.60	15.45	16.61	15.92	15.95
4	14.55	15.74	14.63	15.63	16.45	15.69	15.44
5	14.46	15.24	14.62	15.30	15.58	21.51	14.87
6	15.01	15.26	14.81	15.35	15.76	16.48	15.27
7	14.53	15.12	14.66	15.32	15.47	15.50	15.15
8	14.55	14.98	14.65	15.37	15.50	15.45	15.13
9	14.68	14.85	14.80	15.19	16.19	19.59	15.85
10	14.60	15.31	14.60	15.34	15.58	16.61	15.36
11	14.55	14.86	14.72	15.18	15.96	16.75	15.20
12	14.67	14.80	14.74	15.77	16.49	18.72	15.42
13	14.71	15.05	14.78	15.80	15.54	17.11	15.28
14	14.67	14.97	14.86	15.32	17.35	15.80	15.11
15	14.67	14.93	14.89	15.34	16.52	15.92	15.34
16	14.72	14.92	14.81	15.46	16.81	15.73	15.96
17	14.69	14.90	16.10	15.38	15.47	15.56	15.84
18	14.75	14.96	15.07	15.37	15.73	16.35	15.07
19	14.66	14.83	14.96	15.29	15.77		15.13
20	14.76	15.07	14.87	15.38			15.10
21	14.71		15.02				
22							

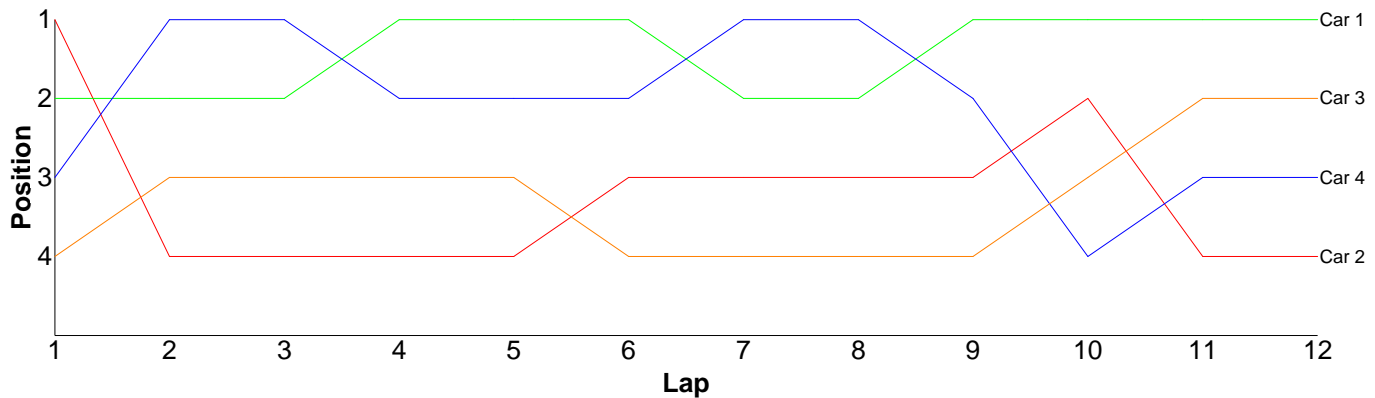


Heat 11 - Round 1 (Bikes 1/8th)

Pos	Car	Form	Name	Member Type	Car Make	Result	Ave	Best
1	1		Dave Tims	2009		12 / 312.51	26.04	24.30
2	3		Matt Tims	2009		12 / 314.49	26.20	24.66
3	4	F4	Andy Carless	2009		12 / 318.21	26.51	25.96
4	2	F3	Chris Groom	2009		12 / 320.39	26.69	24.57
=5	5	F4	Peter Chang	2009		0 / 0.00	0.00	0.00
=5	6	F4	Gerald Page	2009		0 / 0.00	0.00	0.00
=5	7		Graham Clarke	G09A		0 / 0.00	0.00	0.00
=5	8		Neville Smith	2009		0 / 0.00	0.00	0.00

Lap

Lap	Car 1	Car 2	Car 3	Car 4
1	26.97	25.40	33.80	26.97
2	27.35	35.19	26.15	26.34
3	25.28	27.47	26.20	26.00
4	24.30	25.47	26.08	26.63
5	25.26	25.46	25.71	26.67
6	26.19	24.57	26.01	26.43
7	30.10	25.25	25.98	25.98
8	26.42	25.03	24.91	26.71
9	25.23	25.18	25.16	25.96
10	24.76	25.10	24.84	27.34
11	24.84	29.00	24.99	26.41
12	25.81	27.27	24.66	26.77
13				



Heat 1 - Round 2 (IC Touring)

Pos	Car	Form	Name	Member Type	Car Make	Result	Ave	Best
1	1	F1	John Zottl	2009	Xray	21 / 313.28	14.91	14.12
2	2	F1	David Forsythe	2009	Xray	20 / 305.54	15.27	14.79
3	5	F2	Phillip Pullen	2009	Mugen	19 / 308.03	16.21	15.19
4	4	F2	Jim Beesley	2009	Serpent	18 / 302.96	16.83	15.34
5	3	F2	Les Mainwaring	2009	Mugen	18 / 309.02	17.16	15.88
6	8	F2	Colin Taggart	2009	Xray	4 / 64.73	16.18	15.89
7	7		Gary Fuller	2009	Serpent	4 / 71.13	17.78	17.00
8	6	F2	Mark Fagan	2009	Serpent	0 / 0.00	0.00	0.00

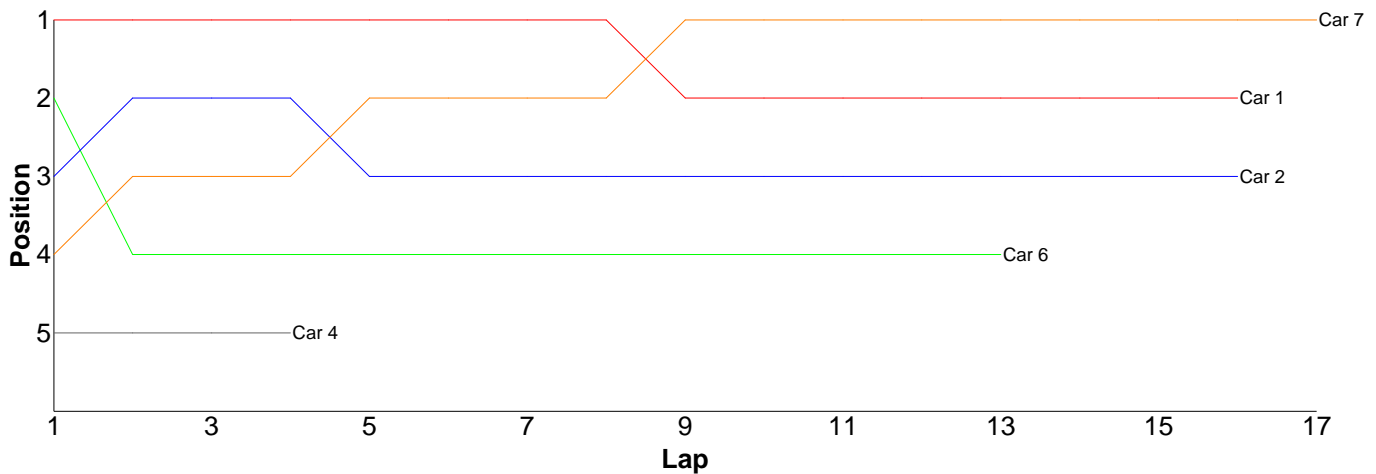
1	14.79	15.61	17.09	16.75	16.68	19.62	16.84
2	14.38	15.76	16.27	16.69	15.80	17.44	16.02
3	14.76	15.11	16.43	16.44	16.09	17.00	15.98
4	15.15	15.13	16.68	16.49	16.05	17.07	15.89
5	14.81	15.53	18.40	16.12	15.66		
6	14.63	15.51	20.42	16.17	16.67		
7	17.14	15.25	20.27	20.08	17.16		
8	14.78	15.05	16.69	16.10	15.62		
9	14.51	15.80	17.62	15.62	16.21		
10	16.86	15.33	17.13	15.86	16.51		
11	14.62	15.15	16.22	16.02	15.96		
12	14.77	15.69	17.69	15.56	15.96		
13	14.85	15.61	17.28	22.16	15.67		
14	16.01	15.05	16.34	18.35	19.94		
15	15.06	15.24	16.26	15.91	15.42		
16	14.51	14.86	16.10	17.78	15.84		
17	14.45	15.07	16.25	15.52	15.77		
18	14.37	14.79	15.88	15.34	15.19		
19	14.12	14.85			15.83		
20	14.29	15.15					
21	14.42						
22							



Heat 2 - Round 2 (<GT - Sport>)

Pos	Car	Form	Name	Class	Member Type	Car Make	Result	Ave
1	7		Remo Casadei	Formula GT	G09B	Corally	17 / 313.05	18.41
2	1		Scott Stokes	Formula GT	2009	Tamiya	16 / 312.67	19.54
3	2	F4	Brian Killick	Formula GT	2009	Tamiya	16 / 316.66	19.79
4	6		Jason Elliot	EP Sport	G09A	Tamiya	13 / 304.82	23.44
5	4	F2	Nicholas Mugridge	EP Sport	2009	HPI	4 / 308.91	77.22
=6	3	F4	Neil Talbot	Formula GT	2009	Tamiya	0 / 0.00	0.00
=6	5	F1	Jack Warren (J)	EP Sport	2009	Xray	0 / 0.00	0.00

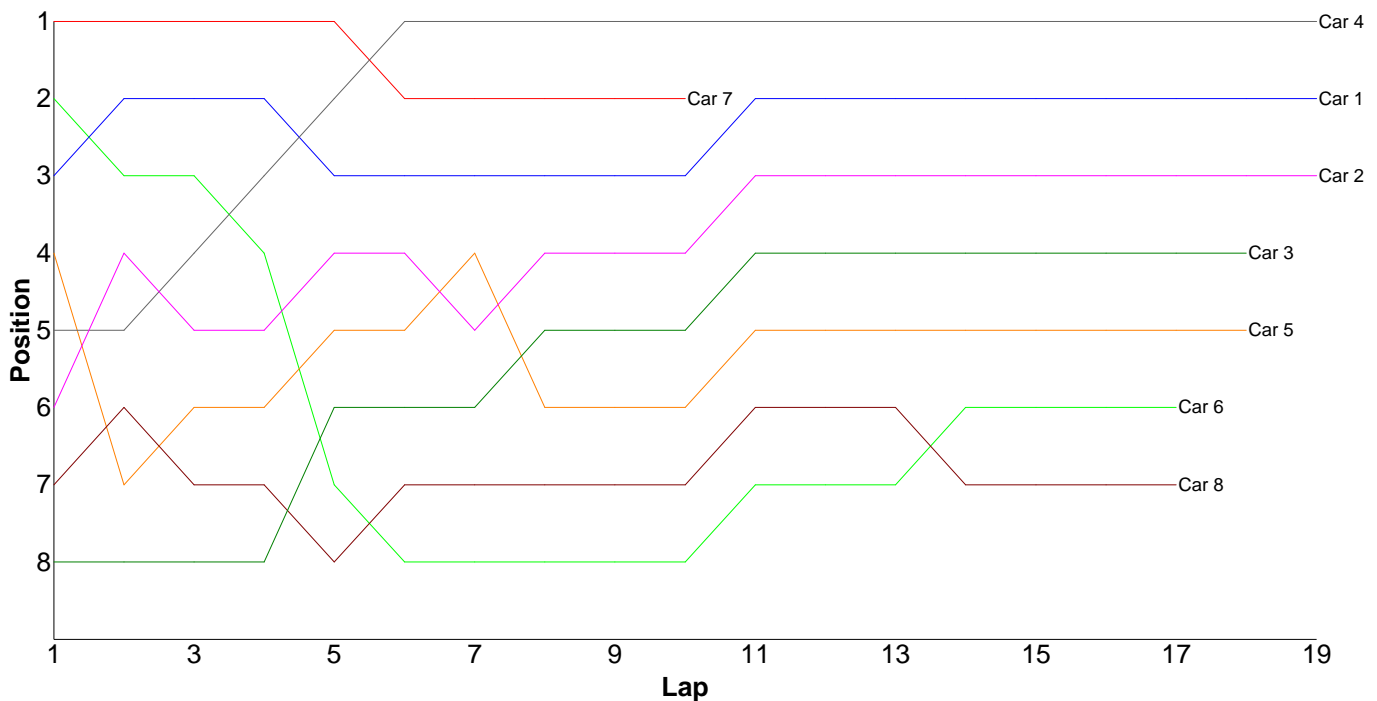
Lap	Car 1	Car 2	Car 3	Car 4	Car 5	Car 6	Car 7
1	19.12	24.85		243.28		24.59	28.72
2	18.69	19.63		21.97		23.66	18.25
3	18.60	20.27		21.76		22.15	18.09
4	19.00	20.04		21.90		22.77	20.36
5	21.80	18.74				22.98	17.17
6	18.11	19.75				25.54	16.80
7	18.59	20.80				23.74	18.53
8	19.91	18.27				24.03	16.99
9	18.71	24.36				26.19	16.46
10	18.68	18.93				22.10	16.57
11	21.10	18.69				22.30	16.84
12	19.08	18.11				22.45	18.76
13	18.75	18.93				22.32	17.65
14	23.40	18.05					16.87
15	20.57	18.54					16.85
16	18.56	18.70					21.24
17							16.90
18							



Heat 3 - Round 2 (<GT - Sport>)

Pos	Car	Form	Name	Member Type	Car Make	Result	Ave	Best
1	4	F3	Nigel Moss	2009	Calandra	19 / 306.07	16.10	15.57
2	1	F4	Jon Wilkins	2009	Associated	19 / 311.63	16.40	15.79
3	2	F3	Rob Warren	2009	Associated	19 / 316.38	16.65	15.84
4	3	F4	Tim Webb	2009	Tamiya	18 / 301.03	16.72	15.98
5	5	F4	Gerald Page	2009	Associated	18 / 309.67	17.20	16.31
6	6	F3	Dave Skelton	2009	Associated	17 / 303.97	17.88	16.43
7	8	F4	Martin Trice	2009	HPI	17 / 305.43	17.96	16.98
8	7		Rob Baxter	2009	Associated	10 / 161.89	16.18	15.76

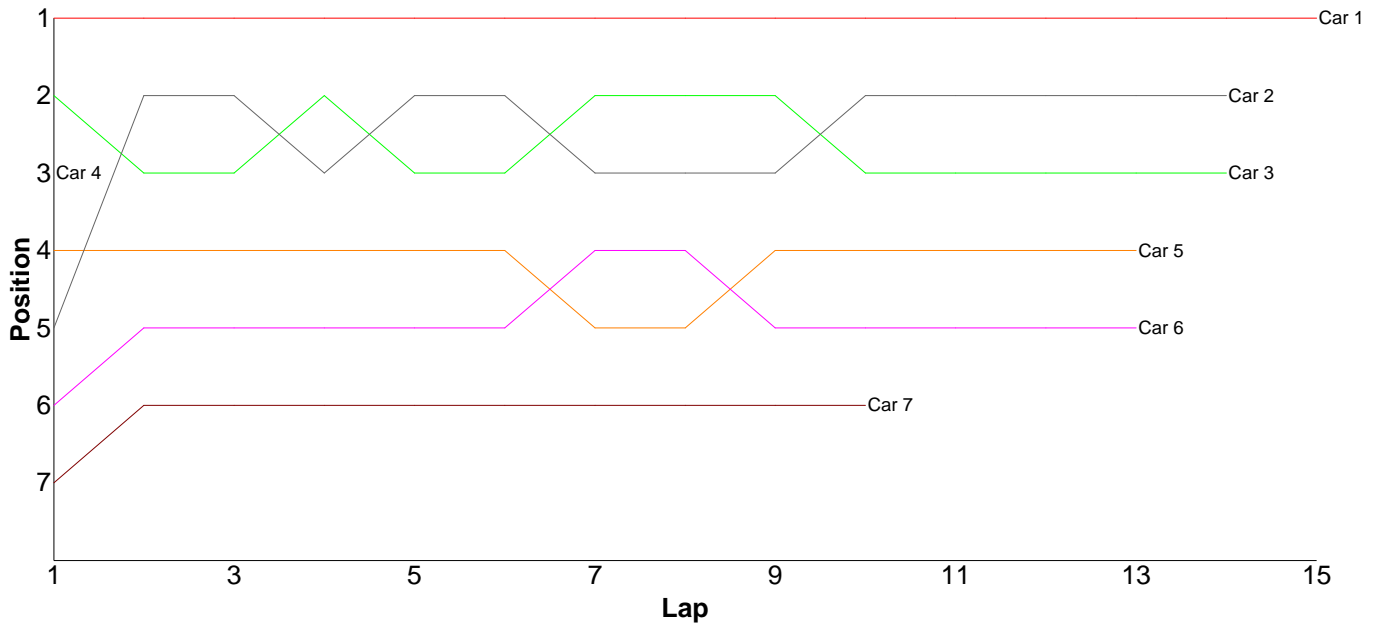
Lap	Car 1	Car 2	Car 3	Car 4	Car 5	Car 6	Car 7	Car 8
1	17.33	17.52	20.04	17.37	17.33	16.95	16.26	17.65
2	16.05	16.68	16.72	16.86	17.45	16.98	16.24	17.09
3	15.93	16.64	16.34	16.14	16.91	16.43	16.19	16.98
4	16.50	16.97	16.66	15.69	16.31	16.91	16.99	17.46
5	16.49	16.48	16.87	15.94	16.93	19.76	16.24	18.59
6	16.36	16.31	15.98	15.75	16.33	20.21	16.01	17.84
7	16.07	17.23	16.46	15.57	16.32	21.57	16.10	17.48
8	16.07	16.41	16.21	15.98	18.94	16.85	16.07	17.83
9	15.96	16.17	16.20	16.12	17.15	17.29	16.03	17.73
10	15.79	15.84	16.49	16.14	16.39	18.20	15.76	19.38
11	16.06	16.64	17.62	15.84	16.50	17.31		17.72
12	16.16	17.01	16.47	15.67	19.68	17.24		17.13
13	16.58	17.11	16.54	16.04	16.50	16.91		19.68
14	16.74	17.19	16.59	15.91	16.40	16.83		17.35
15	17.08	16.52	16.60	15.94	16.37	17.07		18.43
16	16.42	16.29	16.34	15.88	16.41	19.90		19.28
17	16.91	16.30	16.52	16.95	21.05	17.56		17.81
18	16.61	16.46	16.38	16.32	16.70			
19	16.52	16.61		15.96				
20								



Heat 4 - Round 2 (Bikes 1/5th)

Pos	Car	Form	Name	Member Type	Car Make	Result	Ave	Best
1	1	F1	Roki Read	2009		15 / 317.84	21.18	20.26
2	2		Simon Lancaster	G09A		14 / 311.42	22.24	20.85
3	3	F1	Steve Leake	2009		14 / 315.78	22.55	21.30
4	5	F1	Andy Carless	2009		13 / 308.44	23.72	22.33
5	6	F2	Chris Groom	2009		13 / 315.03	24.23	22.89
6	7	F2	Peter Chang	2009		10 / 315.36	31.53	26.07
7	4		Graham Clarke	G09A		1 / 21.91	21.91	21.91

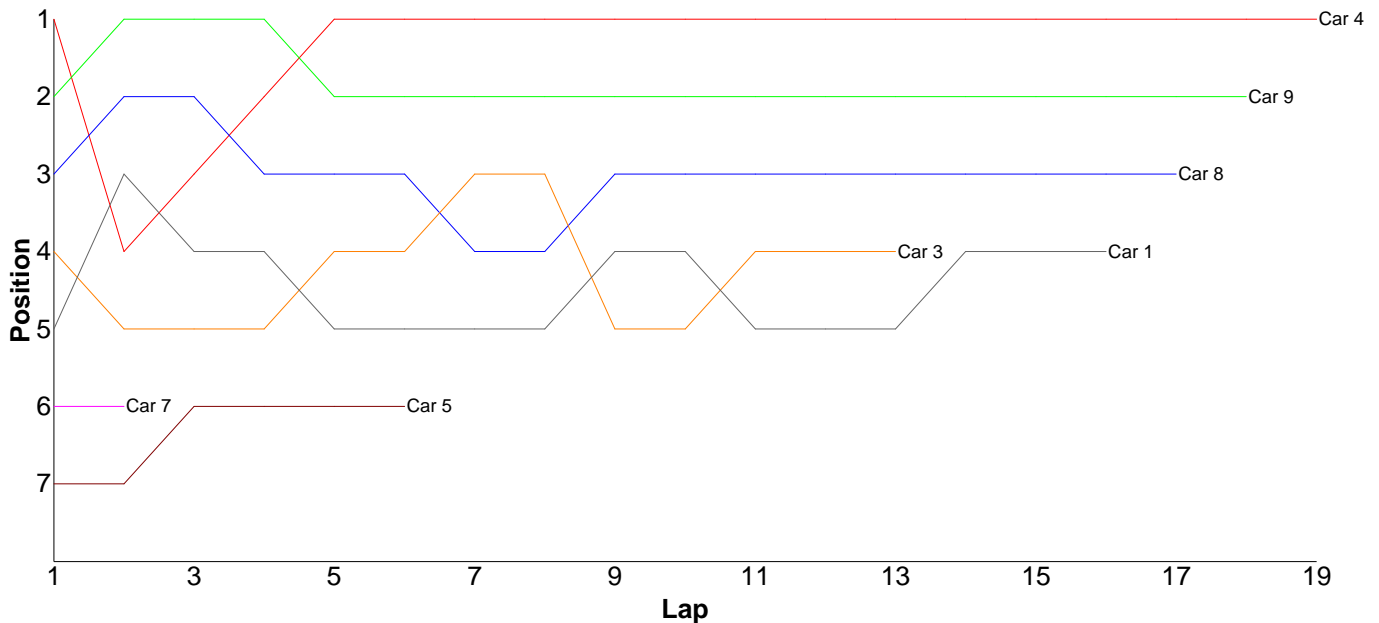
Lap	Car 1	Car 2	Car 3	Car 4	Car 5	Car 6	Car 7
1	21.07	22.54	21.30	21.91	22.40	24.25	49.89
2	20.63	21.55	22.93		23.45	23.63	30.49
3	20.63	21.67	21.87		22.66	23.43	26.64
4	21.38	22.44	21.85		22.79	24.22	33.76
5	21.10	21.34	22.26		23.13	23.69	31.06
6	23.91	21.52	22.43		22.33	24.47	26.07
7	21.02	26.10	22.43		33.35	23.41	31.27
8	21.19	20.85	21.99		23.63	26.55	31.70
9	20.86	21.28	21.49		23.00	28.79	28.34
10	20.79	20.97	21.75		22.98	22.89	26.14
11	20.66	20.87	21.88		22.77	22.92	
12	20.96	20.87	22.73		23.03	23.12	
13	20.26	27.37	29.10		22.92	23.66	
14	22.25	22.05	21.77				
15	21.13						
16							



Heat 5 - Round 2 (Stock Touring)

Pos	Car	Form	Name	Member Type	Car Make	Result	Ave	Best
1	4		Kieran Clift (J)	2009	Schumacher	19 / 312.49	16.44	15.84
2	9		Les Baldry	G09A	Hot Bodies	18 / 316.66	17.59	17.02
3	8		Ian Newton	G09A	Scythe	17 / 313.01	18.41	17.75
4	1	F2	Chris Bradshaw	2009	Xray	16 / 304.30	19.01	17.67
5	3	F2	James Davis	2009	Tamiya	13 / 245.23	18.86	17.73
6	5		Jose Jimemez	2009	Associated	6 / 129.70	21.61	18.75
7	7	F2	Andy Lewis	2009	Hot Bodies	2 / 42.89	21.44	20.53
=8	2	F2	Kieran Stokes (J)	2009	Xray	0 / 0.00	0.00	0.00
=8	6		Lee Smith	2009	Associated	0 / 0.00	0.00	0.00

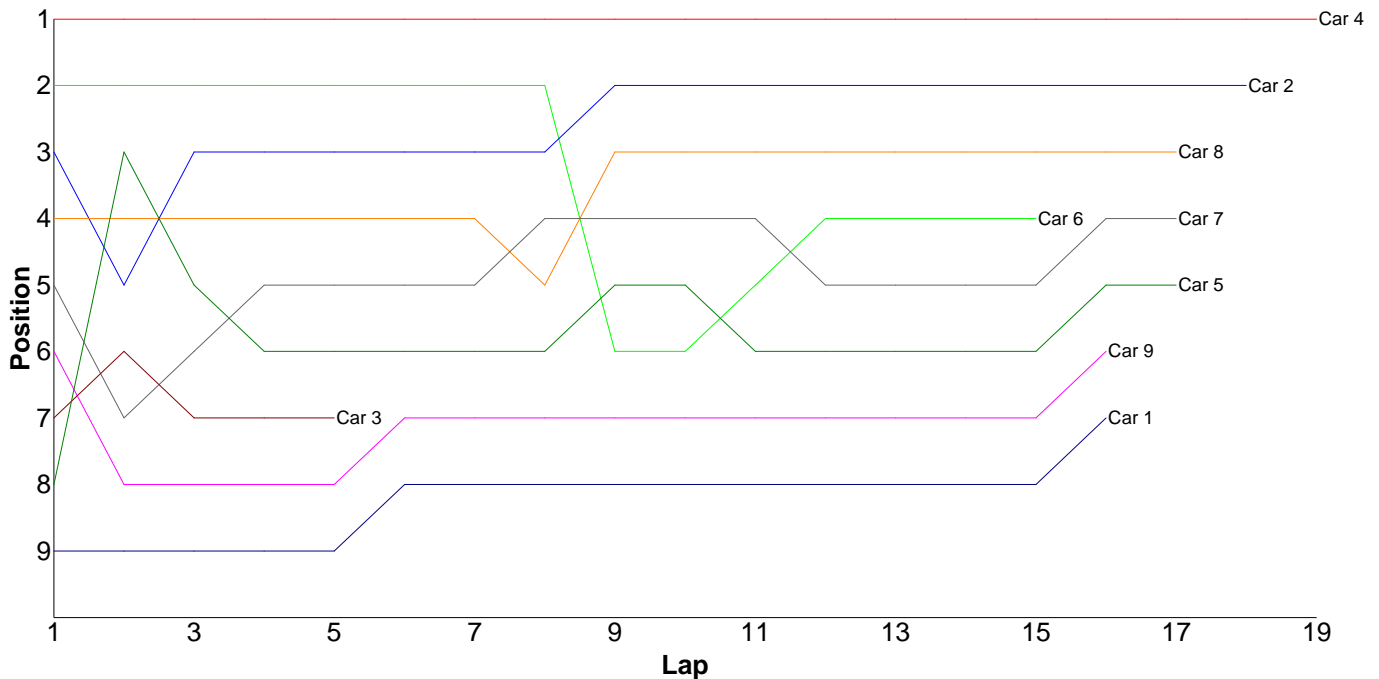
Lap	Car 1	Car 2	Car 3	Car 4	Car 5	Car 6	Car 7	Car 8	Car 9
1	19.09		18.50	16.28	24.63		22.36	18.03	17.02
2	19.27		20.90	22.86	21.45		20.53	18.46	17.53
3	18.29		18.52	16.00	18.75			17.75	18.40
4	17.98		18.04	16.62	20.22			17.86	17.53
5	20.82		17.73	16.24	21.46			17.95	17.67
6	18.87		18.81	16.05	23.19			19.53	17.43
7	18.37		18.40	16.07				21.37	17.15
8	18.45		17.94	15.90				18.29	17.51
9	17.79		20.49	16.42				17.96	17.62
10	18.50		19.39	16.08				18.28	17.64
11	26.01		19.09	16.24				18.05	17.56
12	18.94		17.97	16.02				18.02	17.48
13	18.02		19.45	15.93				18.38	17.48
14	17.67			16.08				17.76	17.48
15	17.90			15.90				18.19	17.54
16	18.33			15.91				18.83	17.91
17				15.99				18.30	17.40
18				16.06					18.31
19				15.84					
20									



Heat 6 - Round 2 (Stock Touring)

Pos	Car	Form	Name	Member Type	Car Make	Result	Ave	Best
1	4		Matt Butcher	G09A	Schumacher	19 / 314.20	16.53	16.09
2	2	F2	Dave Skelton	2009	Xray	18 / 309.31	17.18	16.34
3	8	F2	Gary Fuller	2009	Xray	17 / 303.87	17.87	17.12
4	7		Mason Sadler (J)	G09A	Hot Bodies	17 / 311.17	18.30	16.53
5	5	F2	Mick Barnes	2009	Xray	17 / 316.78	18.63	17.53
6	9	F2	Craig Murrell (J)	2009	Xray	16 / 301.53	18.84	17.19
7	1	F2	Robin Francis	2009	Hot Bodies	16 / 311.82	19.48	17.56
8	6	F2	Mark Fagan	2009	Serpent	15 / 274.00	18.26	16.88
9	3	F2	Scott Stokes	2009	Xray	5 / 98.02	19.60	17.46

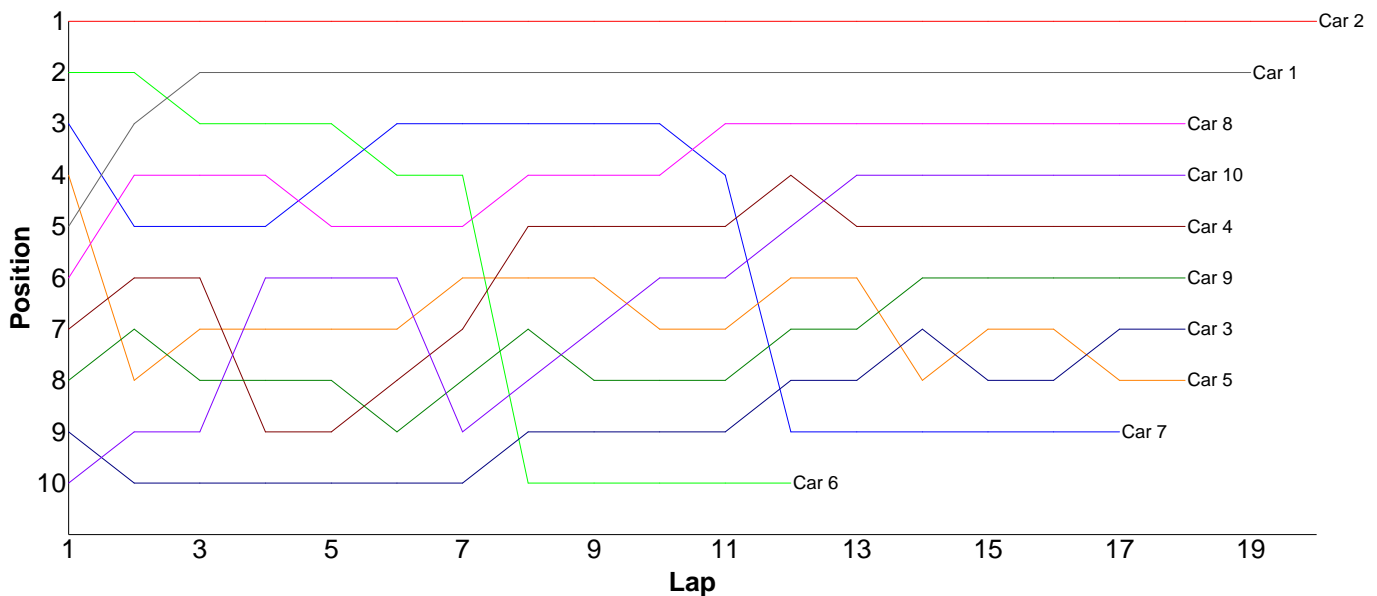
Lap	Car 1	Car 2	Car 3	Car 4	Car 5	Car 6	Car 7	Car 8	Car 9
1	18.30	17.04	18.06	16.38	18.17	16.88	17.48	17.41	18.03
2	29.94	19.89	19.16	17.17	17.98	17.13	22.51	19.28	24.55
3	18.25	17.41	19.82	16.50	19.84	17.23	16.53	18.18	17.38
4	18.20	17.15	17.46	16.36	18.26	17.41	16.67	17.56	17.91
5	18.53	17.56	23.52	16.34	19.14	17.54	19.41	17.42	20.28
6	18.08	16.63		17.01	18.08	19.12	17.13	17.12	18.14
7	22.15	18.06		16.50	18.06	17.84	17.12	17.50	21.64
8	22.13	17.86		16.09	17.84	17.74	16.80	19.18	18.16
9	18.84	16.77		16.17	19.24	27.46	20.58	18.01	18.15
10	17.75	16.71		16.55	18.64	17.52	17.66	17.39	21.49
11	19.53	16.52		16.46	19.25	18.02	17.83	17.32	17.96
12	19.53	16.66		16.23	22.05	17.51	24.39	18.45	17.46
13	17.83	16.54		16.28	17.77	17.38	17.27	18.28	17.19
14	17.60	16.34		17.06	17.53	17.60	17.61	17.70	17.42
15	17.56	16.97		17.01	18.10	17.62	17.89	17.64	17.74
16	17.60	17.36		16.53	18.08		17.45	17.98	18.03
17		17.12		16.27	18.75		16.84	17.45	
18		16.72		16.78					
19				16.51					
20									



Heat 7 - Round 2 (Stock Touring)

Pos	Car	Form	Name	Member Type	Car Make	Result	Ave	Best
1	2		Rob Baxter	2009	Xray	20 / 314.80	15.74	15.42
2	1		Remo Casadei	G09A	Schumacher	19 / 313.32	16.49	15.98
3	8	F2	Scott Hauser	2009	Xray	18 / 300.29	16.68	16.04
4	10		Jordan Barnes (J)	G09A	Xray	18 / 307.16	17.06	16.26
5	4		Neil Pilkington	2009	Hot Bodies	18 / 309.28	17.18	16.78
6	9		Chris Graco	2009	Xray	18 / 313.92	17.44	17.02
7	3	F1	Kevin Bissell	2009	Hot Bodies	18 / 315.41	17.52	16.42
8	5	F1	Ian Cairns	2009	Xray	18 / 316.78	17.59	16.77
9	7	F1	Jon Wilkins	2009	Hot Bodies	17 / 300.10	17.65	16.20
10	6	F1	David Clift	2009		12 / 236.82	19.73	16.30

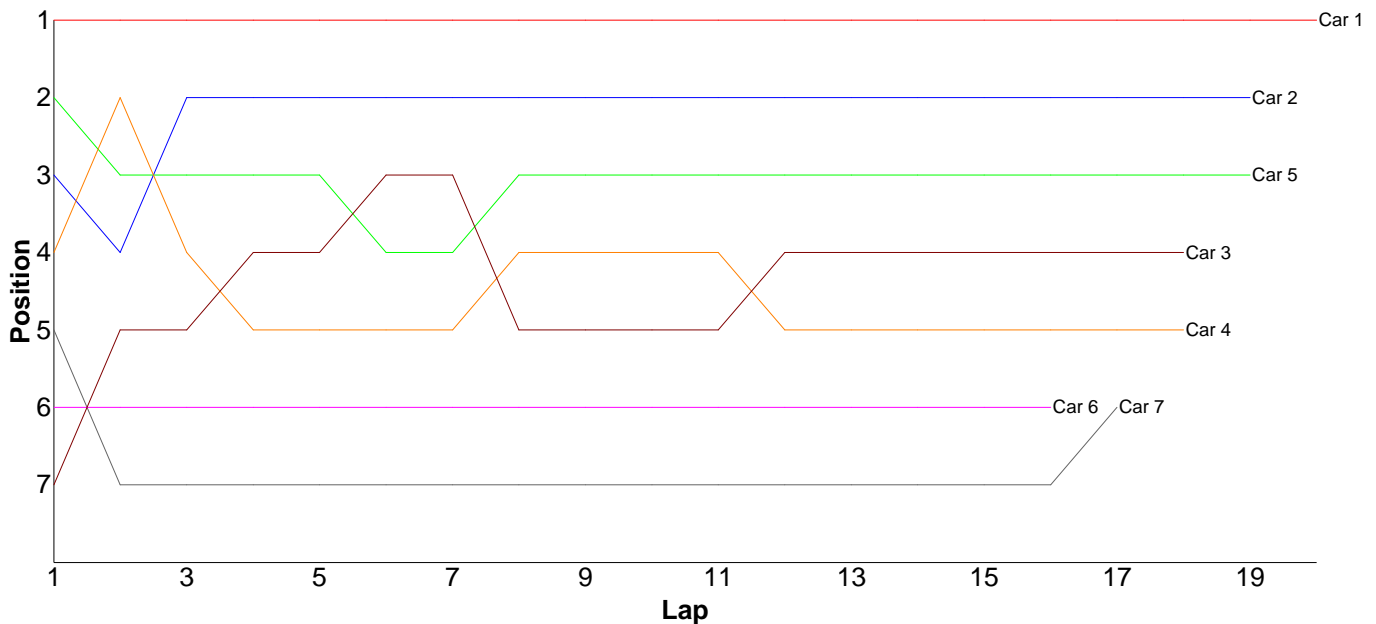
Lap	Car 1	Car 2	Car 3	Car 4	Car 5	Car 6	Car 7	Car 8	Car 9	Car 10
1	17.14	16.28	19.42	17.77	17.13	16.65	16.94	17.18	18.31	19.77
2	16.07	16.32	19.77	17.52	19.07	16.43	17.15	16.77	17.71	16.58
3	16.38	15.60	17.37	17.13	16.95	16.60	16.64	16.66	17.25	16.99
4	16.00	15.82	16.42	18.26	17.27	16.30	16.67	16.51	17.23	16.41
5	16.55	15.83	16.83	16.97	17.04	16.57	16.20	18.39	17.03	17.14
6	17.42	15.87	16.67	16.89	16.81	19.07	16.93	17.00	17.38	16.67
7	16.70	15.62	16.84	16.94	16.77	17.12	16.80	16.60	17.40	19.34
8	16.33	15.53	20.65	16.80	18.52	42.80	16.53	16.34	17.50	17.34
9	17.03	15.76	17.43	16.78	16.98	17.04	16.74	17.00	17.55	16.88
10	16.16	15.66	16.95	17.19	17.40	16.46	17.45	16.16	17.34	16.53
11	15.98	15.42	16.47	16.90	16.96	18.10	17.92	16.57	17.42	16.51
12	16.13	15.68	17.42	16.96	16.90	23.68	27.51	16.04	18.00	16.26
13	16.41	15.70	16.95	17.22	17.91		17.18	16.17	17.51	16.53
14	16.33	15.43	17.00	17.39	21.23		16.93	16.91	17.02	16.84
15	16.17	15.62	18.55	16.94	17.72		17.42	16.57	17.13	16.75
16	16.10	15.94	16.94	17.47	16.84		18.28	16.83	17.04	17.17
17	16.13	15.83	16.94	16.97	17.36		16.81	16.05	17.35	16.66
18	18.01	15.59	16.79	17.18	17.92			16.54	17.75	16.79
19	16.28	15.62								
20		15.68								
21										



Heat 8 - Round 2 (Pro-Stock)

Pos	Car	Form	Name	Member Type	Car Make	Result	Ave	Best
1	1	F2	Tony Foster	2009	Xray	20 / 318.14	15.90	15.26
2	2		Glen West	G09A	Xray	19 / 305.57	16.08	15.66
3	5		John Fisher	G09A	Xray	19 / 311.70	16.40	15.87
4	3	F2	Neil Talbot	2009	Xray	18 / 302.95	16.83	15.74
5	4		Paul Barnes	G09A	Schumacher	18 / 311.68	17.31	15.69
6	7		Daniel Horton	2009	Hot Bodies	17 / 307.09	18.06	15.76
7	6		Phillip Pullen	2009	HPI	16 / 281.75	17.60	16.19

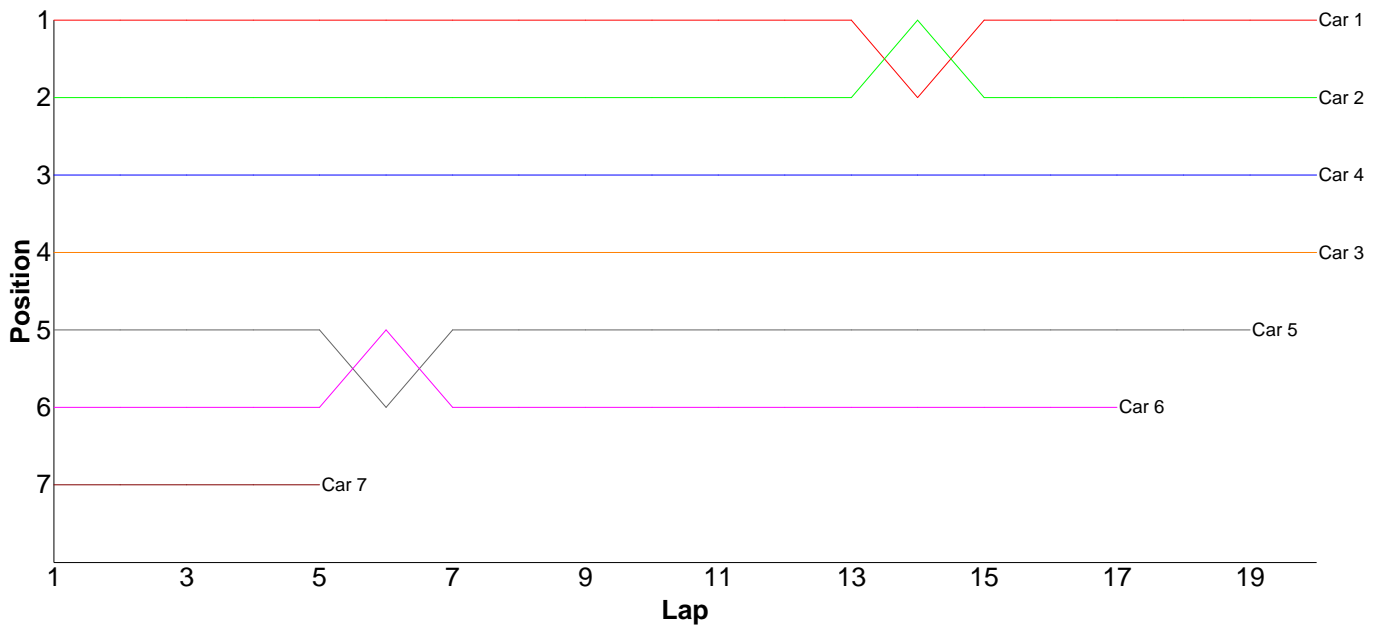
Lap	Car 1	Car 2	Car 3	Car 4	Car 5	Car 6	Car 7
1	15.88	16.65	18.34	16.84	16.50	18.19	17.97
2	15.71	16.82	16.19	15.78	16.61	18.16	36.29
3	15.71	16.09	16.45	18.29	16.54	19.40	16.30
4	15.44	15.81	15.95	17.35	16.39	17.79	15.94
5	15.26	15.66	15.76	20.42	16.51	17.33	19.13
6	15.66	16.53	16.11	16.94	16.43	17.18	16.01
7	15.61	15.85	15.74	15.69	16.10	18.12	16.45
8	15.65	16.35	23.40	15.89	16.27	17.53	16.35
9	16.10	16.29	16.49	16.53	17.32	16.86	19.01
10	15.82	16.11	15.80	16.22	16.75	16.45	17.09
11	15.76	15.90	19.30	16.80	16.28	17.03	18.32
12	16.00	16.08	16.59	20.90	15.87	16.19	16.37
13	15.56	15.71	16.23	17.28	16.18	19.68	16.32
14	15.70	15.72	15.78	20.92	16.44	18.46	15.82
15	15.73	16.13	15.90	17.56	16.69	16.73	15.76
16	15.71	16.11	15.88	16.19	16.04	16.65	16.95
17	15.81	15.93	16.31	16.12	16.69		17.01
18	15.68	15.79	16.73	15.96	15.87		
19	15.74	16.04			16.22		
20	19.61						
21							



Heat 9 - Round 2 (Pro-Stock)

Pos	Car	Form	Name	Member Type	Car Make	Result	Ave	Best
1	1	F1	Ori Sohachevsky	2009	Schumacher	20 / 305.25	15.26	14.94
2	2	F1	Nick Adams	2009	Tamiya	20 / 307.16	15.35	15.01
3	4	F1	John Zottl	2009	Xray	20 / 309.59	15.47	15.15
4	3		Tim Webb	2009	Hot Bodies	20 / 313.77	15.68	15.45
5	5	F1	Brian Killick	2009	Xray	19 / 312.86	16.46	15.52
6	6	F1	Scott Hauser	2009	Xray	17 / 300.20	17.65	16.02
7	7	F1	Jamie Vassallo	2009	Schumacher	5 / 156.79	31.35	17.88

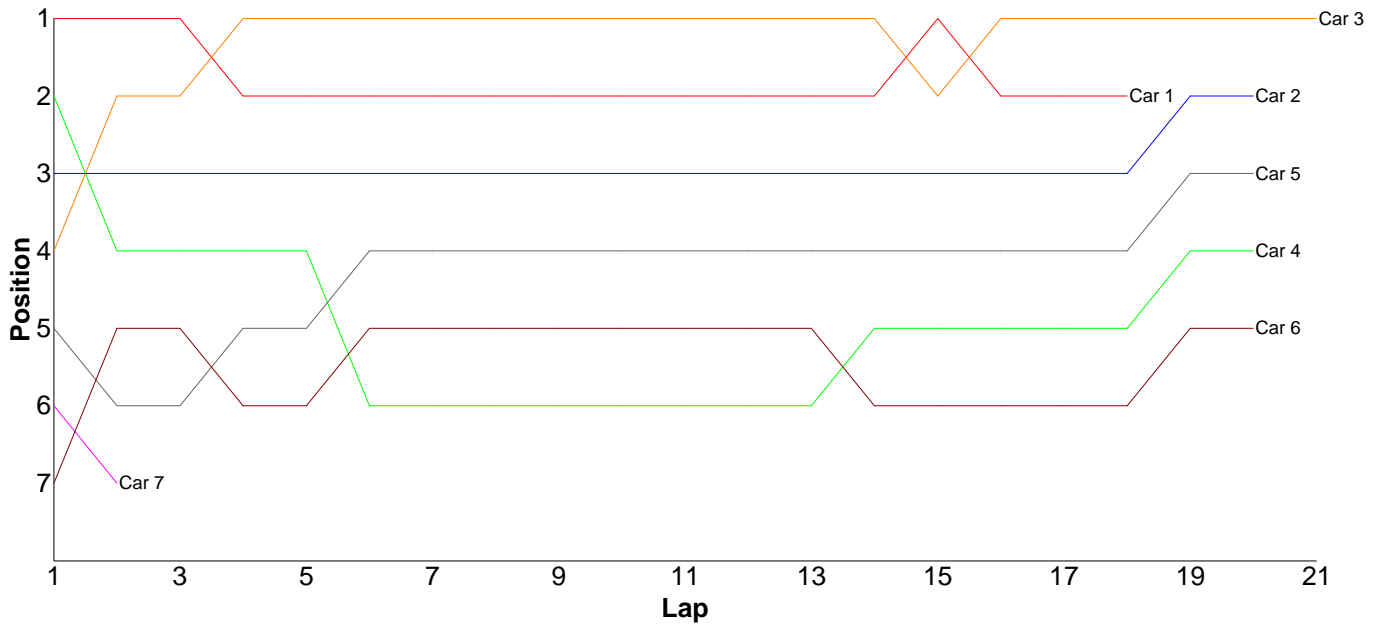
Lap	Car 1	Car 2	Car 3	Car 4	Car 5	Car 6	Car 7
1	15.09	15.32	16.19	15.68	16.28	17.13	20.04
2	15.33	15.25	15.45	15.39	16.22	16.50	76.21
3	14.97	15.14	15.60	15.64	17.52	23.35	20.01
4	15.06	15.42	15.58	15.19	15.62	16.07	17.88
5	14.94	15.17	15.60	15.30	21.40	16.12	22.65
6	15.01	15.01	15.56	15.15	18.88	16.40	
7	15.10	15.07	15.88	15.42	15.72	16.55	
8	15.07	15.20	15.63	15.51	16.97	20.56	
9	15.08	15.19	16.05	15.28	16.62	16.03	
10	15.11	15.65	15.55	16.04	15.96	16.53	
11	15.04	15.43	15.69	15.56	15.92	17.46	
12	15.13	15.40	15.94	15.29	15.79	16.98	
13	15.18	15.38	15.57	15.64	15.52	16.02	
14	18.05	15.50	15.47	15.47	15.54	17.32	
15	15.33	15.59	15.75	15.26	15.77	16.41	
16	15.21	15.14	15.46	15.68	15.61	23.60	
17	15.14	15.46	15.78	15.54	15.68	17.17	
18	14.99	15.46	15.53	15.38	15.79		
19	15.30	15.74	15.58	15.63	16.05		
20	15.12	15.64	15.91	15.54			
21							



Heat 10 - Round 2 (Pro-Stock)

Pos	Car	Form	Name	Member Type	Car Make	Result	Ave	Best
1	3		Jay Westwood	2009	Schumacher	21 / 307.83	14.65	14.19
2	2		Aaron Wearn	2009	Schumacher	20 / 300.31	15.01	14.71
3	5	F1	Matthew Quinlisk	2009	Hot Bodies	20 / 308.55	15.42	15.05
4	4		Mark Sadler	G09A	Schumacher	20 / 309.81	15.49	14.68
5	6		Tim Langdell	G09A	Schumacher	20 / 310.09	15.50	15.12
6	1		Glen Westwood	2009	Schumacher	18 / 265.69	14.76	14.35
7	7	F1	Ben Cane	2009	Schumacher	2 / 34.63	17.31	15.71

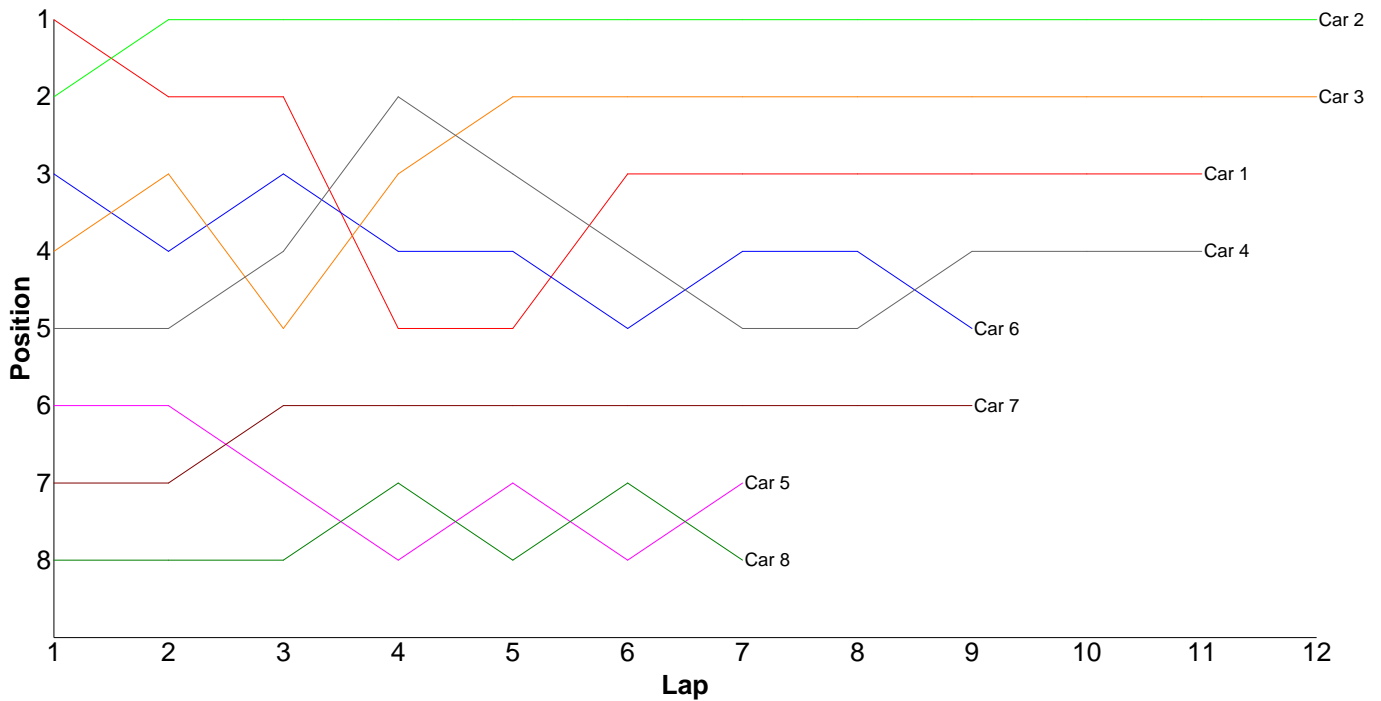
Lap	Car 1	Car 2	Car 3	Car 4	Car 5	Car 6	Car 7
1	14.35	14.71	14.91	14.69	15.68	15.92	15.71
2	14.67	15.00	14.44	15.83	16.12	15.74	18.92
3	14.40	15.15	14.19	15.19	15.57	15.37	
4	14.93	14.96	14.31	14.90	15.37	15.86	
5	14.58	15.28	14.59	14.68	15.20	15.55	
6	14.75	15.11	14.68	22.17	15.49	15.43	
7	14.96	14.91	14.44	15.16	15.57	15.37	
8	14.49	15.23	14.28	15.78	15.36	15.51	
9	14.74	14.71	14.32	14.89	15.17	16.01	
10	14.79	14.88	14.88	14.87	15.24	15.80	
11	15.46	15.09	14.68	15.02	15.79	15.34	
12	14.67	14.93	14.47	15.00	15.20	15.45	
13	14.74	15.14	14.94	14.87	15.56	15.52	
14	14.65	15.16	14.52	15.06	15.39	15.28	
15	14.72	14.96	17.29	15.12	15.18	15.17	
16	14.86	15.04	14.47	14.94	15.05	15.12	
17	14.99	14.96	14.44	15.11	15.06	15.24	
18	14.94	15.03	14.35	15.32	15.38	15.27	
19		15.04	14.52	15.48	15.47	15.72	
20		15.02	14.57	15.73	15.70	15.42	
21			14.54				
22							



Heat 11 - Round 2 (Bikes 1/8th)

Pos	Car	Form	Name	Member Type	Car Make	Result	Ave	Best
1	2	F3	Chris Groom	2009		12 / 303.26	25.27	23.91
2	3		Matt Tims	2009		12 / 324.02	27.00	24.58
3	1		Dave Tims	2009		11 / 309.68	28.15	24.85
4	4	F4	Andy Carless	2009		11 / 318.16	28.92	25.84
5	6	F4	Gerald Page	2009		9 / 268.48	29.83	26.54
6	7		Graham Clarke	G09A		9 / 327.83	36.42	24.81
7	5	F4	Peter Chang	2009		7 / 307.19	43.88	33.91
8	8		Neville Smith	2009		7 / 307.92	43.98	28.84

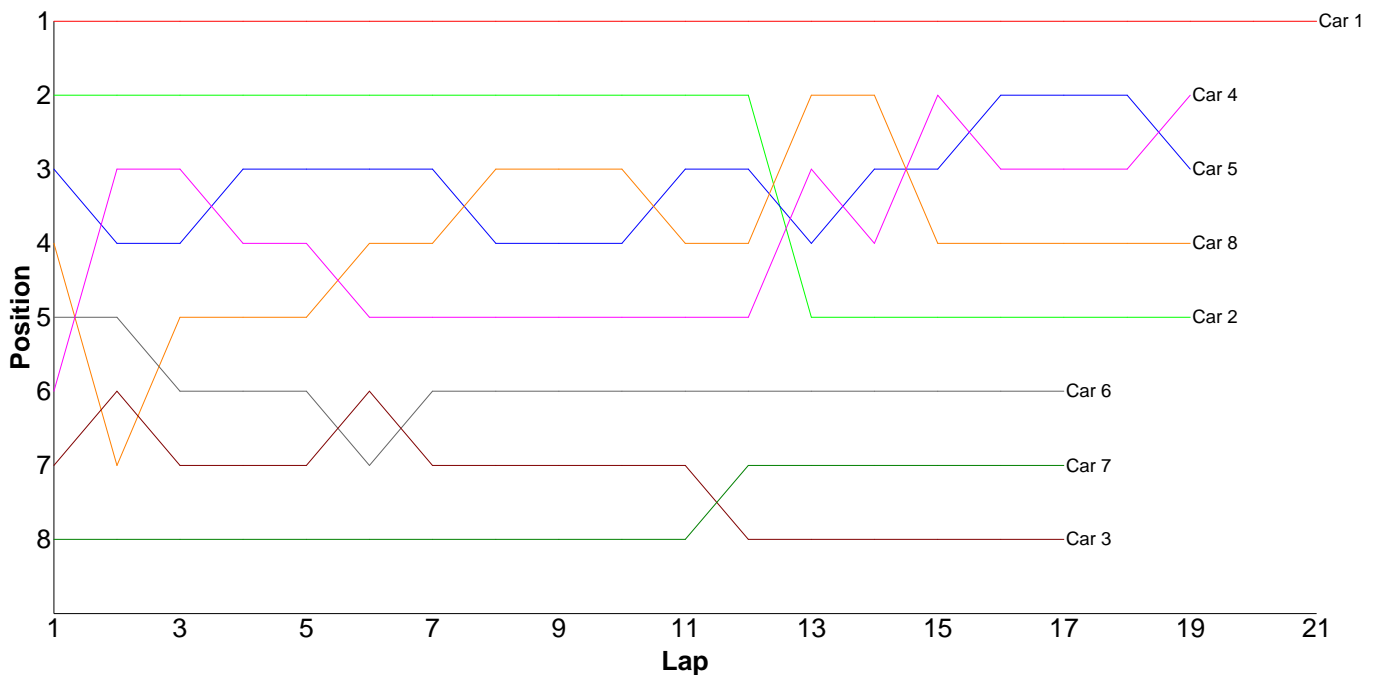
Lap	Car 1	Car 2	Car 3	Car 4	Car 5	Car 6	Car 7	Car 8
1	26.54	26.87	27.10	32.04	50.66	26.98	70.68	86.60
2	25.75	24.64	33.73	32.69	45.86	34.51	31.85	36.69
3	34.99	25.71	32.60	26.50	58.04	26.81	33.25	46.53
4	36.24	24.43	24.98	27.09	46.34	30.11	30.54	28.84
5	28.65	23.91	25.17	25.84	34.75	26.91	44.31	39.71
6	25.23	24.87	25.11	33.79	37.63	34.12	29.95	30.14
7	25.77	24.86	27.08	34.86	33.91	26.54	30.00	39.41
8	25.25	28.63	24.98	26.77		30.76	24.81	
9	24.85	24.61	24.58	26.57		31.74	32.44	
10	29.85	24.47	25.13	25.84				
11	26.56	24.52	25.80	26.17				
12		25.74	27.76					
13								



Heat 1 - Round 3 (IC Touring)

Pos	Car	Form	Name	Member Type	Car Make	Result	Ave	Best
1	1	F1	John Zottl	2009	Xray	21 / 306.53	14.59	14.10
2	4	F2	Jim Beesley	2009	Serpent	19 / 310.48	16.34	15.37
3	5	F2	Phillip Pullen	2009	Mugen	19 / 311.68	16.40	15.40
4	8	F2	Colin Taggart	2009	Xray	19 / 314.65	16.56	15.40
5	2	F1	David Forsythe	2009	Xray	19 / 314.95	16.57	14.93
6	6	F2	Mark Fagan	2009	Serpent	17 / 292.96	17.23	15.89
7	7		Gary Fuller	2009	Serpent	17 / 313.87	18.46	16.63
8	3	F2	Les Mainwaring	2009	Mugen	17 / 317.10	18.65	16.30

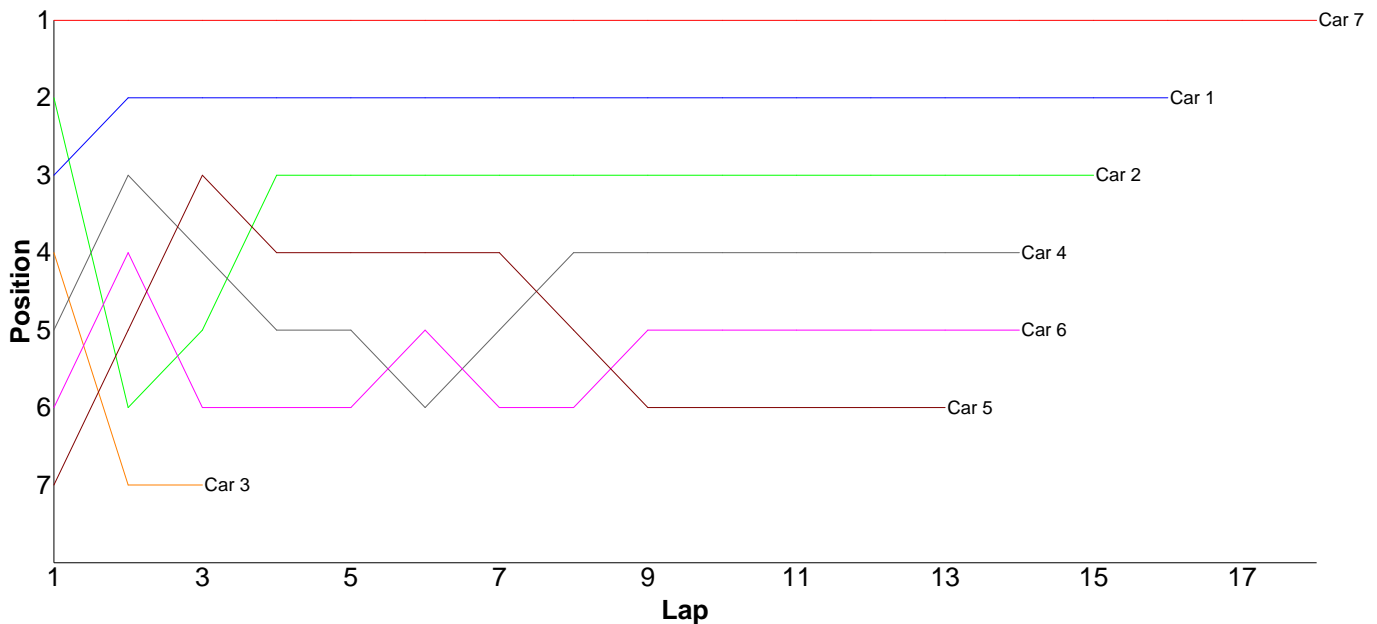
Lap	Car 1	Car 2	Car 3	Car 4	Car 5	Car 6	Car 7	Car 8
1	14.82	15.95	17.03	16.78	16.31	16.69	19.44	16.51
2	15.37	15.07	17.10	16.02	16.85	16.72	18.11	17.67
3	14.48	15.12	19.88	16.43	16.10	17.25	17.85	15.96
4	14.61	15.54	17.15	16.69	15.86	16.96	17.40	16.30
5	14.65	15.31	16.54	15.92	16.45	17.30	17.26	16.59
6	14.23	15.28	18.41	17.71	16.62	21.91	29.79	16.43
7	14.48	15.42	21.90	17.59	16.22	16.98	17.41	16.00
8	14.48	15.67	25.84	16.03	17.30	16.61	18.59	16.08
9	14.57	15.04	19.73	16.04	15.67	17.47	19.09	15.40
10	14.10	15.63	17.79	16.05	15.46	16.18	17.80	15.84
11	14.54	15.22	18.26	16.97	16.18	16.11	18.52	16.72
12	14.55	17.20	20.21	15.79	16.05	16.29	16.63	16.97
13	14.26	37.19	17.89	15.74	18.71	17.26	16.82	16.15
14	14.53	14.99	18.63	16.59	16.33	16.80	18.37	17.02
15	14.29	15.34	17.29	15.88	16.50	16.92	16.87	17.21
16	14.45	15.29	16.30	16.72	16.12	15.89	16.88	18.66
17	14.63	14.94	17.15	16.08	15.40	19.62	17.04	15.90
18	15.18	14.93		16.08	16.55			16.23
19	14.36	15.82		15.37	17.00			17.01
20	14.43							
21	15.52							
22								



Heat 2 - Round 3 (<GT - Sport>)

Pos	Car	Form	Name	Class	Member Type	Car Make	Result	Ave
1	7		Remo Casadei	Formula GT	G09B	Corally	18 / 321.82	17.87
2	1		Scott Stokes	Formula GT	2009	Tamiya	16 / 313.22	19.57
3	2	F4	Brian Killick	Formula GT	2009	Tamiya	15 / 310.49	20.69
4	4	F2	Nicholas Mugridge	EP Sport	2009	HPI	14 / 305.22	21.80
5	6		Jason Elliot	EP Sport	G09A	Tamiya	14 / 315.49	22.53
6	5	F1	Jack Warren (J)	EP Sport	2009	Xray	13 / 302.91	23.30
7	3	F4	Neil Talbot	Formula GT	2009	Tamiya	3 / 95.85	31.95

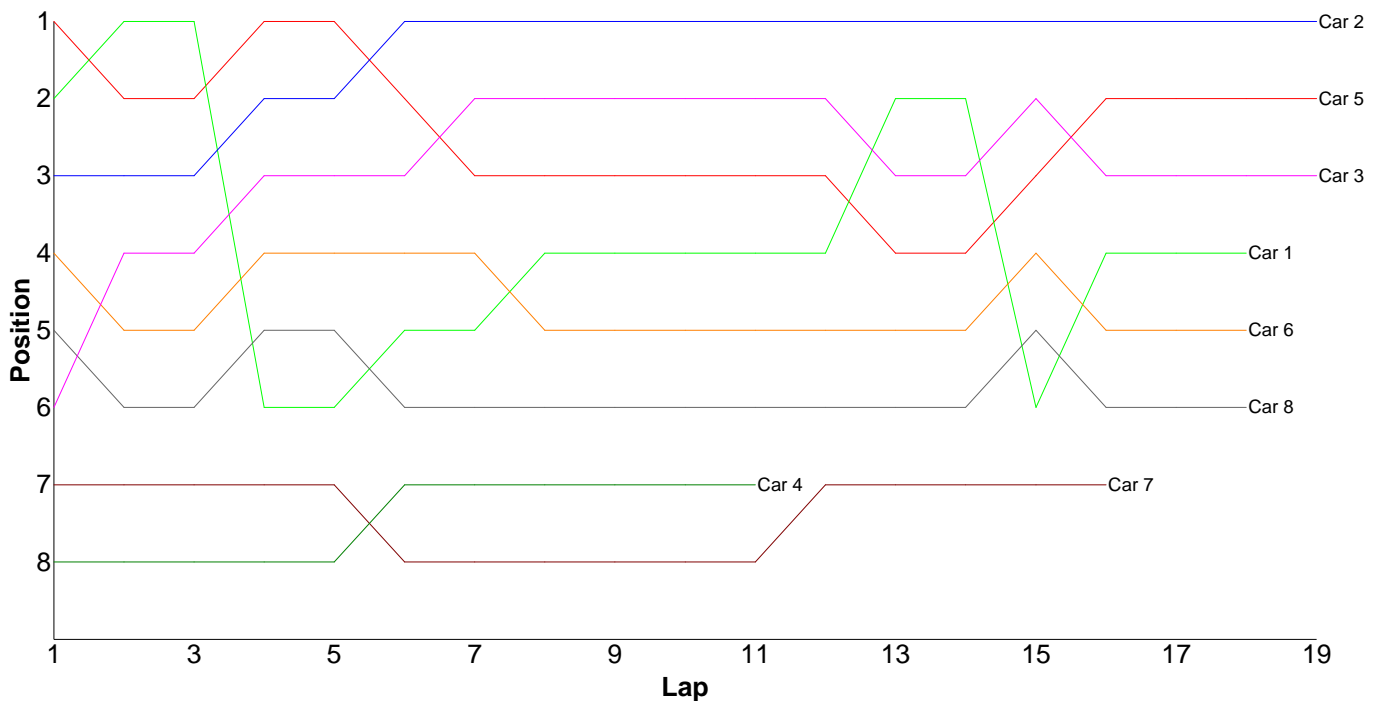
Lap	Car 1	Car 2	Car 3	Car 4	Car 5	Car 6	Car 7
1	19.98	19.58	21.55	21.70	23.24	21.75	18.91
2	19.86	27.62	40.27	21.36	21.59	21.85	19.34
3	19.02	20.72	34.03	24.51	20.88	24.43	18.11
4	19.11	19.10		21.61	21.38	21.30	17.45
5	19.25	18.63		21.91	21.32	23.35	17.73
6	21.06	18.88		23.36	25.17	21.02	17.81
7	18.68	18.01		21.33	21.78	26.64	17.50
8	19.30	18.46		20.98	21.98	21.74	16.97
9	18.64	19.44		21.45	27.00	21.44	17.23
10	17.84	18.29		21.67	23.72	21.99	17.05
11	19.42	20.90		21.73	22.13	24.07	16.92
12	20.12	18.19		21.13	23.34	21.38	17.17
13	22.11	18.78		21.60	29.38	23.35	18.54
14	21.43	30.37		20.88		21.18	16.97
15	18.78	23.52					16.81
16	18.62						16.59
17							17.11
18							23.61
19							



Heat 3 - Round 3 (<GT - Sport>)

Pos	Car	Form	Name	Member Type	Car Make	Result	Ave	Best
1	2	F3	Rob Warren	2009	Associated	19 / 311.47	16.39	15.94
2	5	F4	Gerald Page	2009	Associated	19 / 315.34	16.59	15.89
3	3	F4	Tim Webb	2009	Tamiya	19 / 316.16	16.64	16.00
4	1	F4	Jon Wilkins	2009	Associated	18 / 306.11	17.00	15.93
5	6	F3	Dave Skelton	2009	Associated	18 / 308.20	17.12	16.68
6	8	F4	Martin Trice	2009	HPI	18 / 308.84	17.15	16.50
7	7		Rob Baxter	2009	Associated	16 / 306.51	19.15	16.74
8	4	F3	Nigel Moss	2009	Calandra	11 / 196.56	17.86	15.69

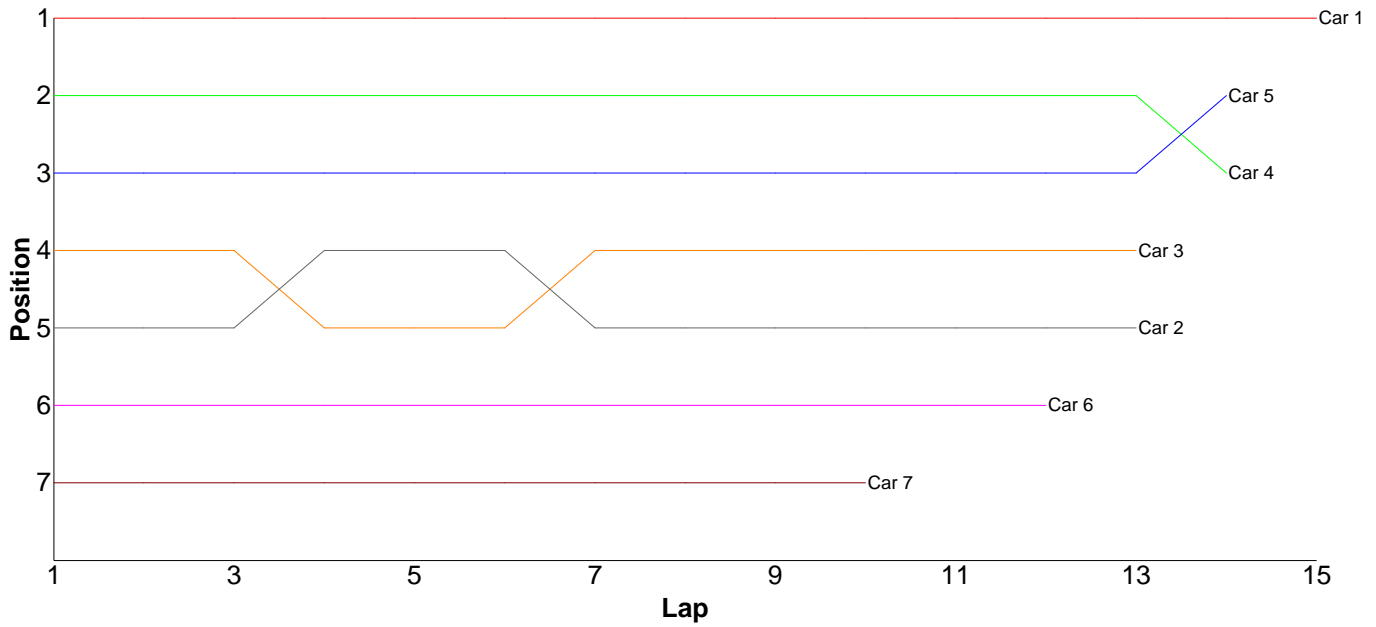
Lap	Car 1	Car 2	Car 3	Car 4	Car 5	Car 6	Car 7	Car 8
1	17.13	17.30	18.24	34.31	17.04	17.59	21.28	18.15
2	16.35	16.57	16.67	17.10	16.80	17.34	22.73	17.51
3	16.06	16.67	16.65	16.49	16.53	16.99	18.15	17.09
4	21.39	16.52	16.51	15.79	16.50	16.87	18.78	17.22
5	16.20	16.33	16.49	16.05	16.51	16.89	17.38	16.81
6	16.35	16.05	16.35	15.69	16.40	17.29	21.34	16.88
7	16.36	16.62	16.47	15.75	17.68	16.82	18.97	17.18
8	15.95	16.07	16.18	17.49	16.63	16.68	16.74	16.50
9	16.30	16.06	16.12	15.88	16.04	16.81	17.43	17.03
10	15.93	16.24	16.05	15.88	16.20	16.97	20.73	17.12
11	16.24	16.13	16.00	16.13	16.13	17.16	26.55	16.99
12	15.96	16.36	16.01		16.15	17.08	16.92	16.91
13	17.03	16.26	19.57		19.34	17.01	17.77	17.65
14	16.22	15.94	16.92		16.59	17.15	17.06	16.90
15	24.01	16.08	16.38		16.21	17.07	17.94	17.18
16	16.12	16.49	16.46		15.89	17.88	16.74	17.02
17	16.24	16.67	16.41		16.33	17.11		17.49
18	16.27	16.77	16.36		16.11	17.49		17.21
19		16.34	16.32		16.26			
20								



Heat 4 - Round 3 (Bikes 1/5th)

Pos	Car	Form	Name	Member Type	Car Make	Result	Ave	Best
1	1	F1	Roki Read	2009		15 / 315.52	21.03	19.88
2	5	F1	Andy Carless	2009		14 / 321.54	22.96	22.30
3	4		Graham Clarke	G09A		14 / 323.37	23.09	21.66
4	3	F1	Steve Leake	2009		13 / 301.77	23.21	21.06
5	2		Simon Lancaster	G09A		13 / 307.63	23.66	21.05
6	6	F2	Chris Groom	2009		12 / 300.69	25.05	22.21
7	7	F2	Peter Chang	2009		10 / 315.35	31.53	25.50

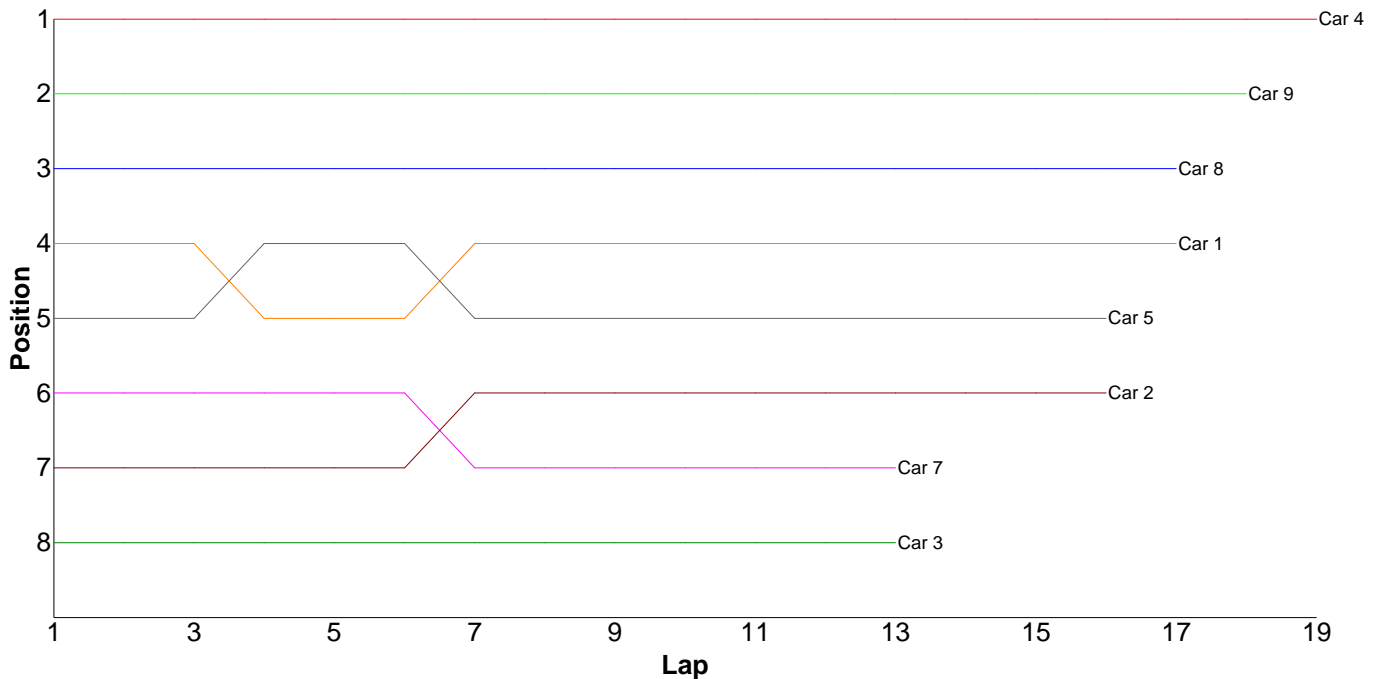
Lap	Car 1	Car 2	Car 3	Car 4	Car 5	Car 6	Car 7
1	20.80	32.14	27.03	22.00	23.15	34.23	61.40
2	20.64	21.73	21.64	22.88	23.16	23.30	26.79
3	21.04	21.74	21.98	21.66	23.14	23.31	40.95
4	20.49	21.48	27.31	22.70	22.30	23.09	27.02
5	23.59	21.76	21.97	22.31	22.71	30.21	26.68
6	20.37	21.61	21.74	21.98	22.92	24.05	25.82
7	20.18	28.27	26.43	21.69	23.08	23.19	26.24
8	25.08	25.84	21.13	22.34	24.05	23.41	28.49
9	20.99	21.58	21.06	22.38	22.59	26.57	26.46
10	20.78	27.41	22.78	22.76	23.47	23.67	25.50
11	20.43	21.05	21.75	21.99	22.32	22.21	
12	20.60	21.29	22.85	22.76	22.73	23.45	
13	19.96	21.73	24.10	30.03	22.73		
14	20.69			25.89	23.19		
15	19.88						
16							



Heat 5 - Round 3 (Stock Touring)

Pos	Car	Form	Name	Member Type	Car Make	Result	Ave	Best
1	4		Kieran Clift (J)	2009	Schumacher	19 / 308.22	16.22	15.65
2	9		Les Baldry	G09A	Hot Bodies	18 / 304.44	16.91	16.50
3	8		Ian Newton	G09A	Scythe	17 / 307.54	18.09	17.63
4	1	F2	Chris Bradshaw	2009	Xray	17 / 313.63	18.44	17.43
5	5		Jose Jimemez	2009	Associated	16 / 305.66	19.10	17.32
6	2	F2	Kieran Stokes (J)	2009	Xray	16 / 317.60	19.85	17.50
7	7	F2	Andy Lewis	2009	Hot Bodies	13 / 302.61	23.27	19.21
8	3	F2	James Davis	2009	Tamiya	13 / 303.94	23.38	17.39
9	6		Lee Smith	2009	Associated	0 / 0.00	0.00	0.00

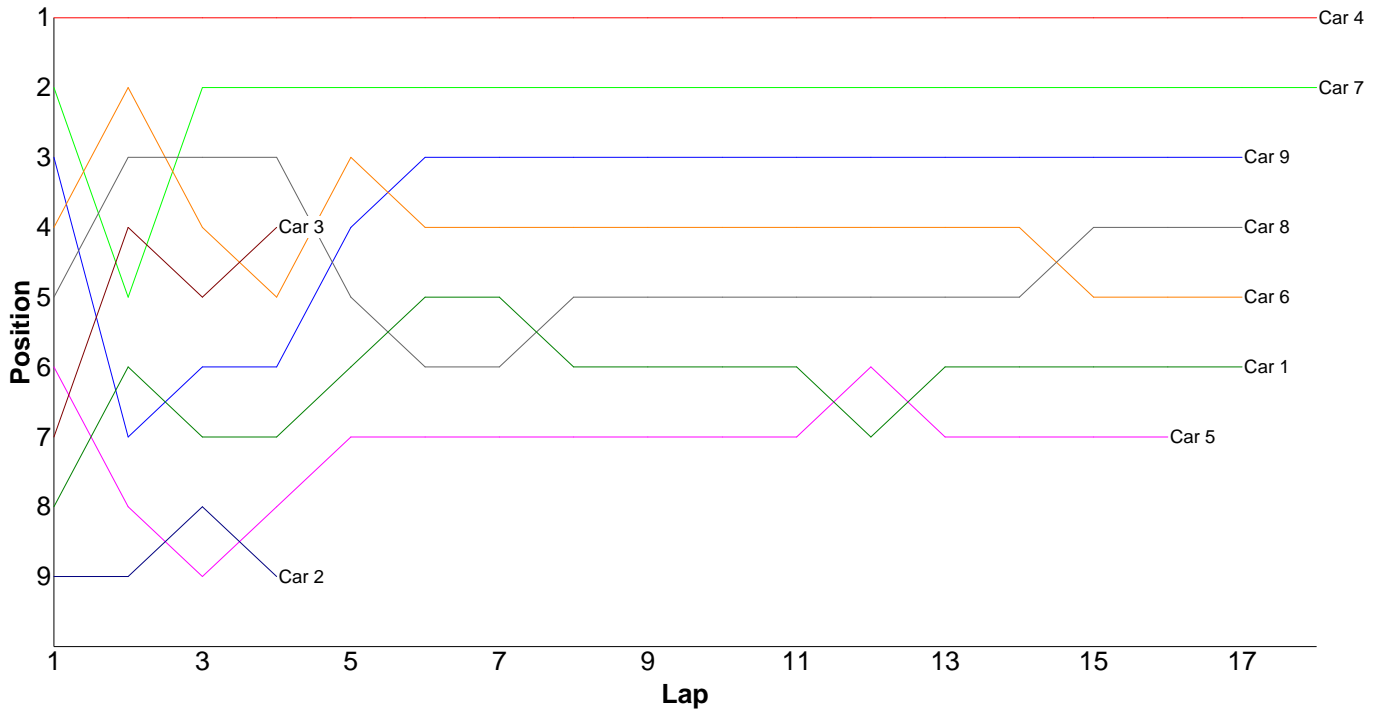
Lap	Car 1	Car 2	Car 3	Car 4	Car 5	Car 6	Car 7	Car 8	Car 9
1	18.61	43.24	87.86	16.62	21.87		23.48	17.96	17.16
2	18.12	17.96	18.59	16.25	17.98		23.67	17.63	16.66
3	18.24	18.27	18.96	16.93	17.90		19.90	18.15	17.00
4	23.00	17.78	17.39	15.96	18.94		19.21	18.13	17.34
5	18.17	17.89	17.94	16.04	17.93		20.60	17.73	16.93
6	17.97	18.80	17.42	16.41	18.60		25.42	18.37	16.59
7	17.75	20.36	17.73	16.05	18.67		22.06	17.85	16.79
8	17.43	17.97	18.68	16.79	18.26		46.49	18.33	17.21
9	18.54	19.55	18.10	15.98	20.84		20.19	17.75	16.84
10	19.62	18.71	17.70	15.65	18.86		21.58	17.67	17.14
11	18.99	18.60	18.03	16.60	18.14		20.74	17.83	16.86
12	18.62	17.88	17.60	16.07	19.34		19.91	18.26	16.98
13	17.77	17.50	17.94	16.32	17.32		19.36	18.07	16.91
14	17.70	17.72		16.28	23.08			18.63	16.98
15	17.78	17.68		16.39	19.83			18.58	16.60
16	17.49	17.69		15.84	18.10			18.78	16.50
17	17.83			16.16				17.82	17.12
18				15.92					16.83
19				15.96					
20									



Heat 6 - Round 3 (Stock Touring)

Pos	Car	Form	Name	Member Type	Car Make	Result	Ave	Best
1	4		Matt Butcher	G09A	Schumacher	18 / 307.78	17.09	16.09
2	7		Mason Sadler (J)	G09A	Hot Bodies	18 / 312.86	17.38	16.41
3	9	F2	Craig Murrell (J)	2009	Xray	17 / 302.31	17.78	16.97
4	8	F2	Gary Fuller	2009	Xray	17 / 311.56	18.32	17.10
5	6	F2	Mark Fagan	2009	Serpent	17 / 313.73	18.45	17.52
6	1	F2	Robin Francis	2009	Hot Bodies	17 / 317.98	18.70	17.67
7	5	F2	Mick Barnes	2009	Xray	16 / 309.89	19.36	17.53
8	3	F2	Scott Stokes	2009	Xray	4 / 71.67	17.91	17.59
9	2	F2	Dave Skelton	2009	Xray	4 / 85.95	21.48	17.69

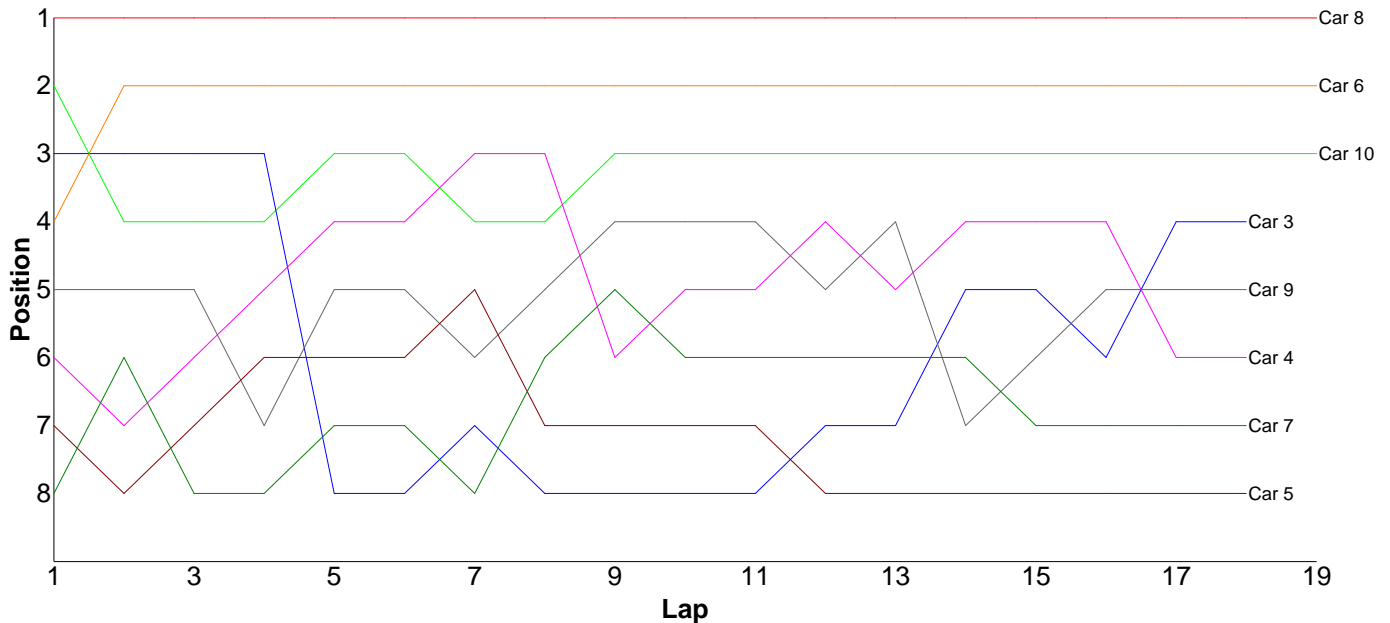
Lap	Car 1	Car 2	Car 3	Car 4	Car 5	Car 6	Car 7	Car 8	Car 9
1	18.20	23.21	18.10	16.89	17.96	17.60	17.22	17.64	17.28
2	18.41	17.69	18.23	16.10	21.89	17.67	19.26	18.35	20.25
3	19.62	18.34	17.75	16.65	23.74	18.76	16.68	17.77	17.52
4	22.05	26.71	17.59	16.22	19.40	18.03	17.08	17.50	18.25
5	18.44			16.83	18.40	18.21	16.83	24.36	17.65
6	19.14			20.16	17.67	17.91	16.56	21.66	17.12
7	18.78			17.62	17.78	18.19	17.81	17.59	17.16
8	18.49			16.60	18.11	17.99	17.14	17.10	17.79
9	17.67			16.20	17.60	17.60	17.46	17.20	17.51
10	18.37			16.48	18.37	17.91	16.66	17.31	17.38
11	18.43			16.43	17.84	18.25	17.45	17.27	17.60
12	18.75			16.09	17.53	17.60	16.44	19.05	16.97
13	18.03			16.13	18.37	17.52	16.88	18.13	17.35
14	18.05			16.26	17.92	17.78	16.49	17.66	17.34
15	18.33			16.28	28.07	26.57	22.61	17.66	19.86
16	18.35			16.18	19.24	18.15	16.83	17.81	17.69
17	18.87			23.84		17.99	17.05	17.50	17.59
18				16.82			16.41		
19									



Heat 7 - Round 3 (Stock Touring)

Pos	Car	Form	Name	Member Type	Car Make	Result	Ave	Best
1	8	F2	Scott Hauser	2009	Xray	19 / 311.19	16.37	16.00
2	6	F1	David Clift	2009		19 / 313.08	16.47	16.05
3	10		Jordan Barnes (J)	G09A	Xray	19 / 316.03	16.63	15.95
4	3	F1	Kevin Bissell	2009	Hot Bodies	18 / 307.19	17.06	16.40
5	9		Chris Graco	2009	Xray	18 / 307.29	17.07	16.27
6	4		Neil Pilkington	2009	Hot Bodies	18 / 307.55	17.08	16.50
7	7	F1	Jon Wilkins	2009	Hot Bodies	18 / 308.76	17.15	16.69
8	5	F1	Ian Cairns	2009	Xray	18 / 311.28	17.29	16.89
=9	1		Remo Casadei	G09A	Schumacher	0 / 0.00	0.00	0.00
=9	2		Rob Baxter	2009	Xray	0 / 0.00	0.00	0.00

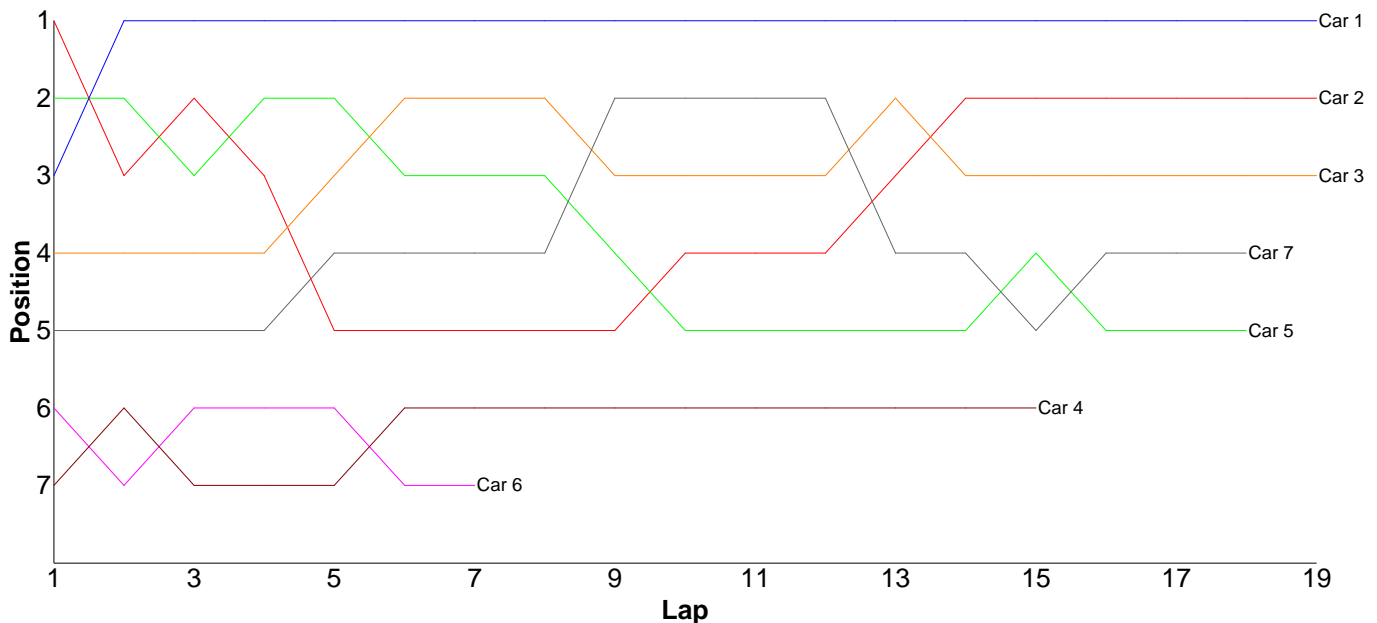
Lap	Car 1	Car 2	Car 3	Car 4	Car 5	Car 6	Car 7	Car 8	Car 9	Car 10
1			16.85	17.42	17.48	16.96	17.69	16.27	17.37	16.68
2			16.84	17.43	17.37	16.25	16.93	16.02	16.86	17.24
3			16.53	16.79	17.02	16.05	17.42	16.46	16.70	16.76
4			16.88	16.80	16.97	16.28	17.31	16.34	18.12	16.66
5			21.60	16.67	17.34	16.59	17.09	16.41	16.74	16.62
6			16.40	16.69	17.07	16.08	18.12	16.34	17.08	16.15
7			16.67	16.50	17.82	16.67	17.86	16.04	18.26	20.80
8			19.02	16.70	18.50	16.61	17.00	16.53	16.97	16.18
9			17.11	21.33	17.00	16.75	16.72	16.75	16.63	16.31
10			16.52	16.69	17.31	16.63	16.97	16.00	17.23	16.21
11			16.58	16.68	16.89	16.53	16.78	16.15	17.67	16.28
12			16.45	16.70	16.95	16.27	16.97	16.03	16.85	16.24
13			16.58	16.86	17.06	16.25	16.84	16.88	16.68	16.18
14			16.64	16.89	17.14	17.13	16.99	16.42	17.65	16.42
15			16.71	16.95	17.35	16.62	17.05	17.78	16.65	16.18
16			16.40	16.63	18.03	16.29	17.16	16.22	16.27	15.95
17			16.51	16.84	16.93	16.40	16.69	16.15	16.61	16.10
18			16.90	16.98	17.05	16.58	17.17	16.09	16.95	16.55
19						16.14		16.31		16.52
20										



Heat 8 - Round 3 (Pro-Stock)

Pos	Car	Form	Name	Member Type	Car Make	Result	Ave	Best
1	1	F2	Tony Foster	2009	Xray	19 / 301.85	15.88	15.34
2	2		Glen West	G09A	Xray	19 / 306.57	16.13	15.28
3	3	F2	Neil Talbot	2009	Xray	19 / 307.77	16.19	15.51
4	7		Daniel Horton	2009	Hot Bodies	18 / 300.23	16.67	15.73
5	5		John Fisher	G09A	Xray	18 / 301.07	16.72	15.81
6	4		Paul Barnes	G09A	Schumacher	15 / 314.94	20.99	16.79
7	6		Phillip Pullen	2009	HPI	7 / 169.33	24.19	18.60

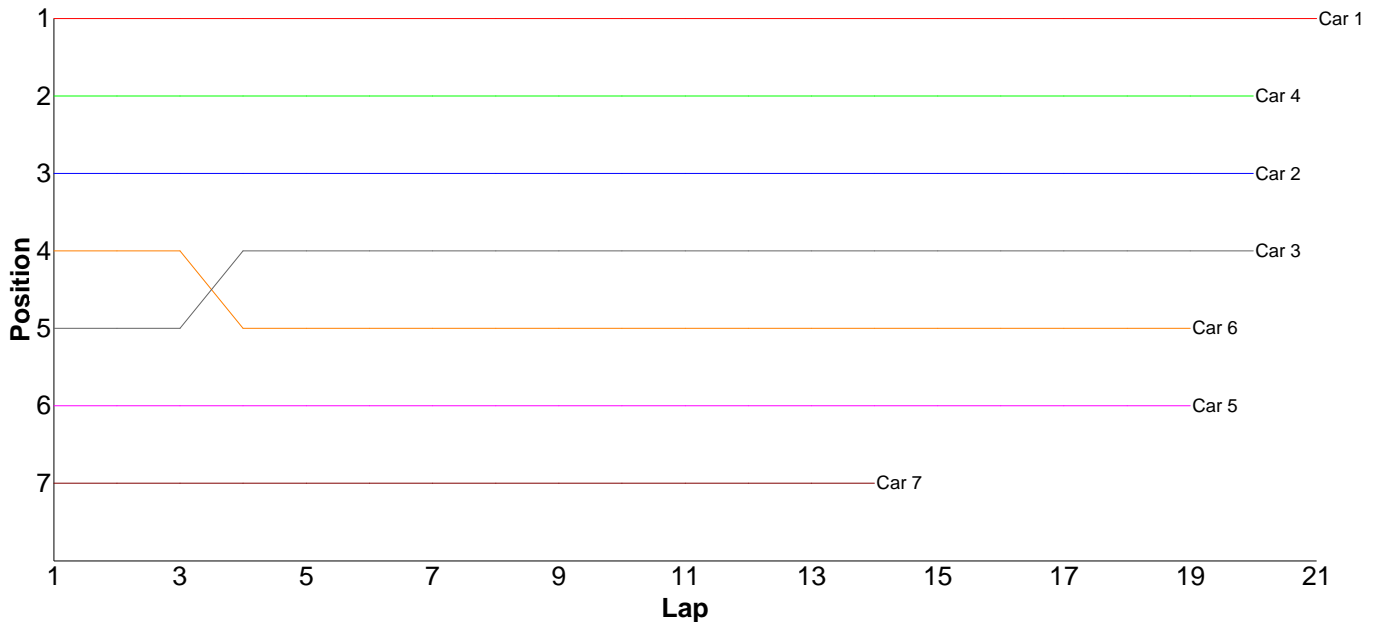
Lap	Car 1	Car 2	Car 3	Car 4	Car 5	Car 6	Car 7
1	16.36	15.85	17.16	30.23	16.27	19.50	17.39
2	15.76	16.55	16.05	16.80	16.07	28.19	16.22
3	15.74	15.65	16.11	23.64	15.81	18.70	16.23
4	15.61	16.69	16.49	17.94	16.41	18.60	16.17
5	16.58	22.25	15.51	20.79	15.99	19.66	16.10
6	16.77	15.79	15.69	19.09	16.53	28.67	16.03
7	15.70	15.64	15.97	17.91	16.06	36.01	15.73
8	15.69	16.34	15.99	21.27	16.00		16.13
9	16.05	15.67	20.35	16.79	20.51		16.08
10	15.52	15.96	16.45	24.07	17.79		17.26
11	15.68	15.28	15.72	18.46	16.12		17.84
12	15.71	15.81	15.95	25.37	16.43		16.08
13	15.34	15.64	15.61	25.99	15.98		15.93
14	15.89	15.37	16.03	17.83	16.85		16.07
15	15.82	15.38	15.76	18.76	18.36		22.56
16	16.09	15.68	15.68		17.37		16.22
17	15.85	15.52	15.94		16.39		16.18
18	15.75	15.71	15.80		16.13		16.01
19	15.94	15.79	15.51				
20							



Heat 9 - Round 3 (Pro-Stock)

Pos	Car	Form	Name	Member Type	Car Make	Result	Ave	Best
1	1	F1	Ori Sohachevsky	2009	Schumacher	21 / 313.98	14.95	14.60
2	4	F1	John Zottl	2009	Xray	20 / 300.72	15.03	14.82
3	2	F1	Nick Adams	2009	Tamiya	20 / 311.10	15.55	14.98
4	3		Tim Webb	2009	Hot Bodies	20 / 313.37	15.66	15.10
5	6	F1	Scott Hauser	2009	Xray	19 / 300.08	15.79	15.36
6	5	F1	Brian Killick	2009	Xray	19 / 301.11	15.84	15.01
7	7	F1	Jamie Vassallo	2009	Schumacher	14 / 315.18	22.51	15.18

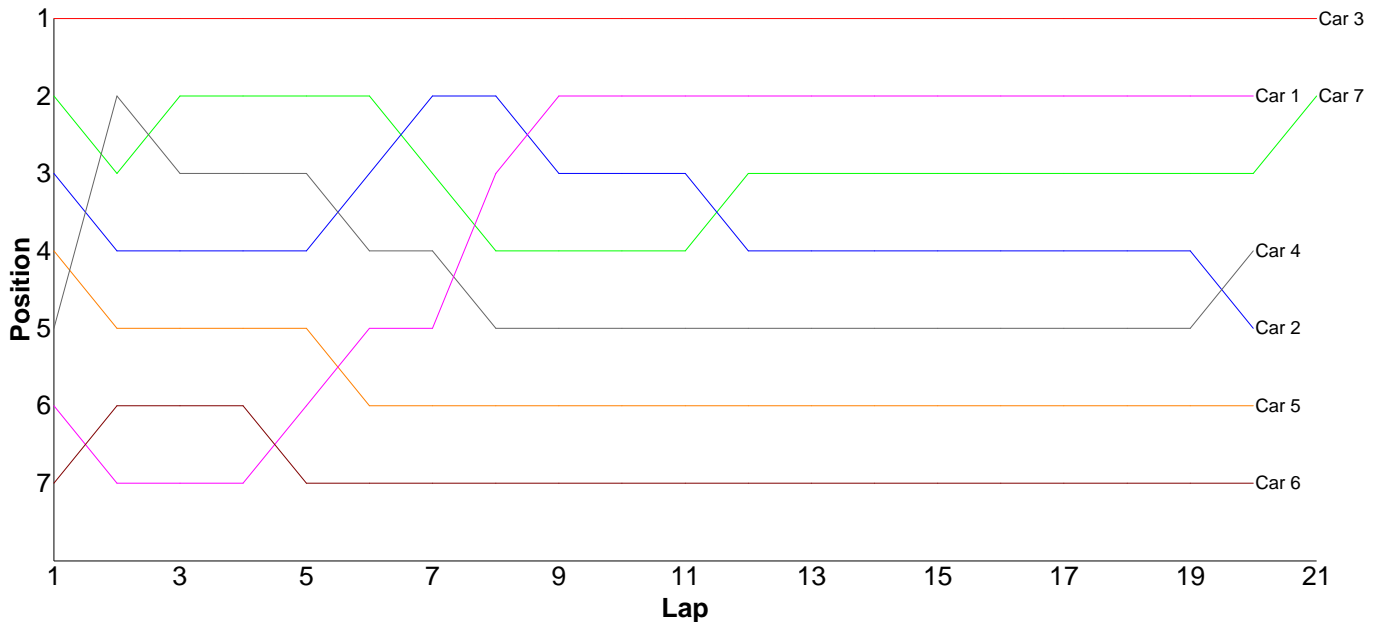
Lap	Car 1	Car 2	Car 3	Car 4	Car 5	Car 6	Car 7
1	15.10	15.72	16.24	15.18	21.90	15.81	102.96
2	14.60	15.02	15.81	15.00	16.72	15.90	15.64
3	14.99	16.15	15.62	14.82	15.44	15.83	15.43
4	14.92	15.75	15.34	15.21	15.60	16.53	15.32
5	14.87	15.22	16.26	14.91	16.08	16.16	15.50
6	14.68	14.98	15.76	15.14	15.65	15.63	16.56
7	14.83	15.22	15.62	14.99	15.11	16.15	15.56
8	14.76	15.04	15.10	14.97	15.28	15.85	15.34
9	15.76	15.29	15.67	14.96	15.41	15.39	15.22
10	15.06	15.40	15.32	15.26	15.14	15.83	15.20
11	14.81	16.92	15.22	15.02	15.41	15.81	15.18
12	15.02	15.53	15.99	14.97	15.73	15.64	15.43
13	15.03	15.14	15.70	15.17	15.20	15.57	24.57
14	14.85	15.25	15.67	15.07	15.01	15.36	17.27
15	14.89	15.54	15.63	15.00	15.50	16.00	
16	14.76	17.31	16.35	14.99	15.66	16.05	
17	15.05	15.85	15.44	14.98	15.23	15.42	
18	14.90	15.23	15.52	15.04	15.52	15.37	
19	14.93	15.14	15.35	15.06	15.52	15.78	
20	15.02	15.40	15.76	14.98			
21	15.15						
22							



Heat 10 - Round 3 (Pro-Stock)

Pos	Car	Form	Name	Member Type	Car Make	Result	Ave	Best
1	3		Jay Westwood	2009	Schumacher	21 / 307.44	14.64	14.33
2	7	F1	Ben Cane	2009	Schumacher	21 / 313.33	14.92	14.63
3	1		Glen Westwood	2009	Schumacher	20 / 297.38	14.86	14.32
4	4		Mark Sadler	G09A	Schumacher	20 / 300.05	15.00	14.63
5	2		Aaron Wearn	2009	Schumacher	20 / 300.17	15.00	14.72
6	5	F1	Matthew Quinlisk	2009	Hot Bodies	20 / 306.00	15.30	15.04
7	6		Tim Langdell	G09A	Schumacher	20 / 309.37	15.46	14.95

Lap	Car 1	Car 2	Car 3	Car 4	Car 5	Car 6	Car 7
1	15.10	14.89	14.37	15.09	15.06	15.81	14.63
2	16.57	14.97	14.73	14.63	15.31	15.14	15.09
3	15.58	15.61	15.41	15.18	15.15	15.12	14.84
4	14.38	14.92	14.34	15.06	15.20	15.31	15.04
5	14.35	15.00	14.33	15.23	15.14	15.22	15.29
6	14.76	14.84	14.48	15.12	15.09	18.10	15.31
7	14.92	14.74	14.51	15.02	15.21	14.98	14.82
8	14.47	14.72	14.48	14.94	15.31	15.05	15.18
9	14.48	14.94	14.48	14.90	15.17	15.76	14.82
10	14.32	14.96	14.55	15.03	15.04	15.46	14.81
11	14.56	14.96	15.57	14.87	15.76	15.26	14.85
12	14.49	14.89	14.80	14.77	15.39	15.70	14.66
13	14.54	14.90	14.63	14.97	15.28	15.13	14.86
14	14.50	14.92	14.38	14.86	15.45	14.95	14.77
15	14.42	15.03	14.54	14.99	15.67	15.19	14.76
16	14.41	14.93	14.66	15.52	15.34	15.09	14.69
17	14.49	15.65	14.62	14.99	15.23	15.16	15.21
18	14.56	15.00	14.58	14.90	15.86	15.55	14.90
19	16.35	15.19	14.68	15.06	15.21	15.87	15.05
20	16.13	15.11	14.66	14.92	15.13	15.52	14.95
21			14.64				14.80
22							



Heat 11 - Round 3 (Bikes 1/8th)

Pos	Car	Form	Name	Member Type	Car Make	Result	Ave	Best
1	1		Dave Tims	2009		12 / 319.91	26.65	25.08
2	6	F4	Gerald Page	2009		11 / 307.58	27.96	25.18
3	2	F3	Chris Groom	2009		11 / 319.12	29.01	24.10
4	7		Graham Clarke	G09A		10 / 286.75	28.67	24.42
5	4	F4	Andy Carless	2009		10 / 307.38	30.73	25.93
6	8		Neville Smith	2009		9 / 323.66	35.96	29.38
7	5	F4	Peter Chang	2009		3 / 197.36	65.78	35.95
8	3		Matt Tims	2009		1 / 36.71	36.71	36.71

Lap	Car 1	Car 2	Car 3	Car 4	Car 5	Car 6	Car 7	Car 8
1	26.04	26.11	36.71	27.61	111.49	26.13	25.68	34.90
2	31.22	30.51		37.32	35.95	29.84	31.24	29.97
3	26.06	29.49		29.72	49.92	25.18	40.90	35.85
4	25.77	32.63		44.56		26.05	25.93	40.56
5	25.80	27.58		32.31		26.06	31.79	36.70
6	26.15	24.28		26.42		25.97	25.17	45.24
7	25.08	29.14		30.56		25.71	25.42	29.38
8	25.63	24.19		26.54		31.40	31.66	36.05
9	26.42	24.10		25.93		35.62	24.42	35.01
10	26.24	32.07		26.41		26.61	24.54	
11	25.32	39.02				29.01		
12	30.18							
13								

