

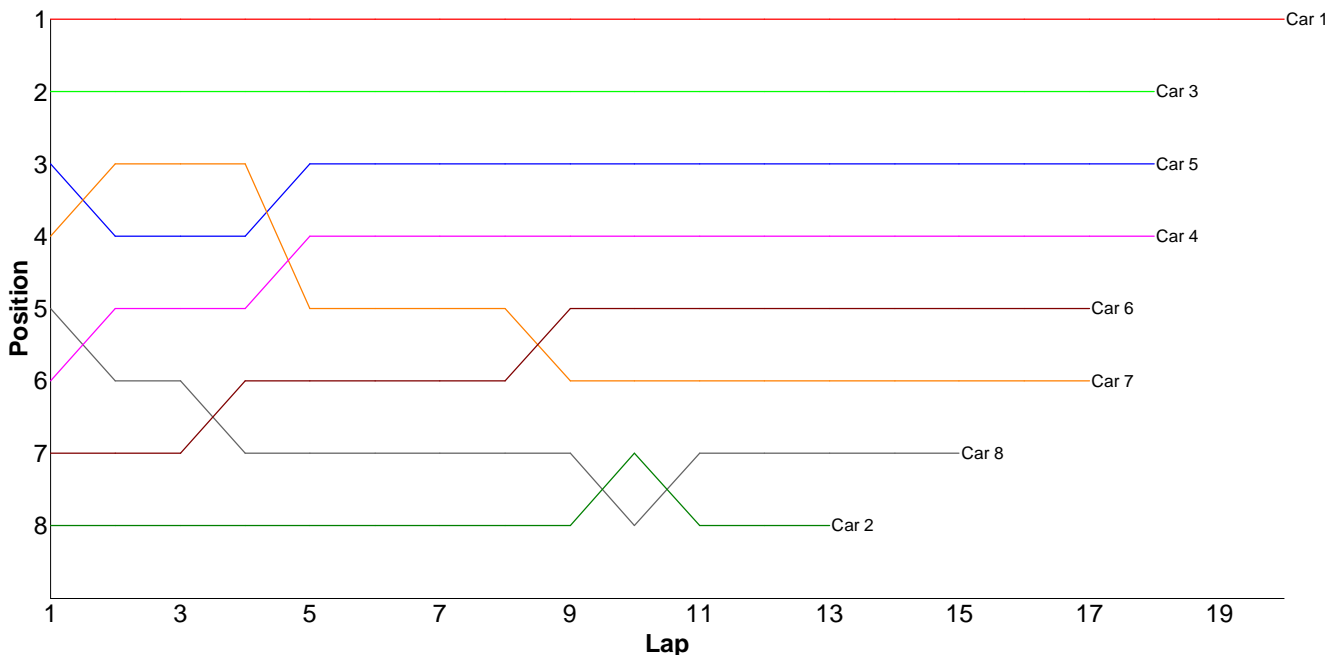
AMCC Winter Championship 2008/09 - Round 10: 15 Feb 09

Race Results

IC Touring - A Final

Pos	Car	Form	Name	Member Type	Car Make	Result	Ave	Best
1	1	F1	John Zottl	2009	Xray	20 / 310.15	15.50	14.31
2	3	F2	Phillip Pullen	2009	Mugen	18 / 301.00	16.72	15.46
3	5	F2	Colin Taggart	2009	Xray	18 / 307.12	17.06	15.74
4	4	F2	Jim Beesley	2009	Serpent	18 / 322.57	17.92	15.24
5	6	F2	Mark Fagan	2009	Serpent	17 / 309.19	18.18	16.17
6	7	F2	Les Mainwaring	2009	Mugen	17 / 315.20	18.54	16.18
7	8		Gary Fuller	2009	Serpent	15 / 304.17	20.27	17.03
8	2	F1	David Forsythe	2009	Xray	13 / 282.39	21.72	14.70

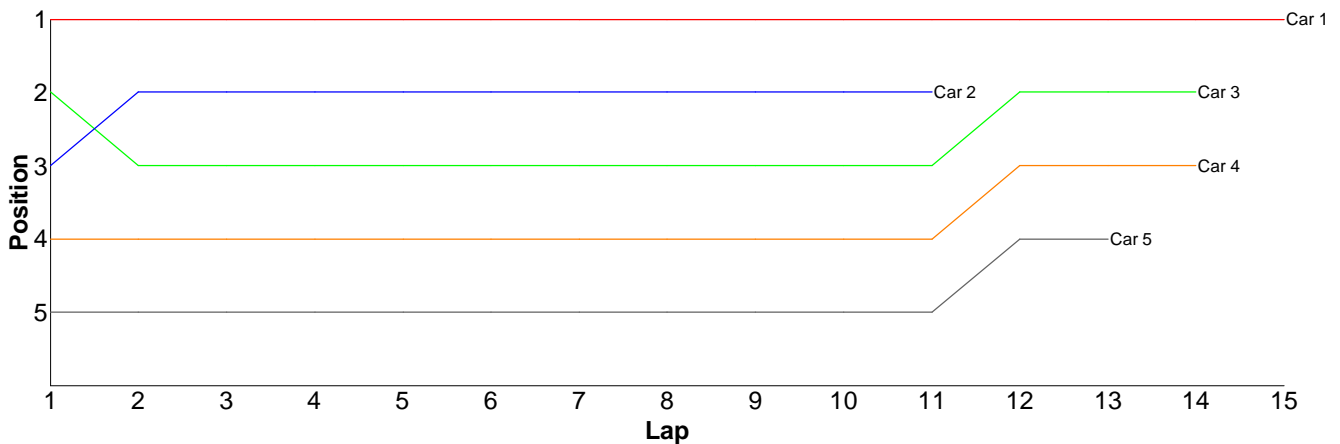
Lap	Car 1	Car 2	Car 3	Car 4	Car 5	Car 6	Car 7	Car 8
1	23.25	58.71	28.11	30.89	28.35	34.86	29.59	30.00
2	14.41	14.87	17.56	17.01	19.26	16.42	17.10	18.25
3	14.69	14.70	16.17	16.40	16.15	17.11	16.58	17.32
4	14.55	15.12	15.87	16.04	16.24	17.05	16.34	21.64
5	14.53	15.31	15.71	15.88	15.78	19.79	18.77	18.77
6	16.45	15.28	15.54	19.31	16.15	16.92	17.49	17.37
7	14.31	15.80	15.59	16.14	16.62	16.17	16.96	17.54
8	14.39	16.42	15.64	15.92	15.89	16.71	16.46	21.42
9	14.46	15.49	16.15	17.21	16.01	16.88	25.15	17.03
10	22.71	14.89	16.47	15.58	15.87	17.45	18.19	18.69
11	14.66	52.97	15.49	16.02	16.16	16.89	17.50	17.97
12	14.36	15.20	15.46	15.68	16.63	16.94	16.50	29.76
13	15.19	17.63	16.34	15.51	15.94	16.53	18.09	18.75
14	14.75		15.55	15.86	15.74	16.53	16.18	21.82
15	14.38		16.83	15.50	15.79	20.04	17.83	17.84
16	14.31		16.98	15.24	17.16	16.67	18.51	
17	14.33		16.01	24.94	16.60	16.23	17.96	
18	14.71		15.53	23.44	16.78			
19	15.17							
20	14.54							
21								



<GT - Sport> - B Final

Pos	Car	Form	Name	Class	Member Type	Car Make	Result	Ave	Bes
1	1		Scott Stokes	Formula GT	2009	Tamiya	15 / 300.67	20.04	18.11
2	3	F2	Nicholas Mugridge	EP Sport	2009	HPI	14 / 311.44	22.24	20.85
3	4		Jason Elliot	EP Sport	G09A	Tamiya	14 / 317.22	22.65	20.92
4	5	F1	Jack Warren (J)	EP Sport	2009	Xray	13 / 304.07	23.39	21.16
5	2	F4	Neil Talbot	Formula GT	2009	Tamiya	11 / 237.26	21.56	19.38

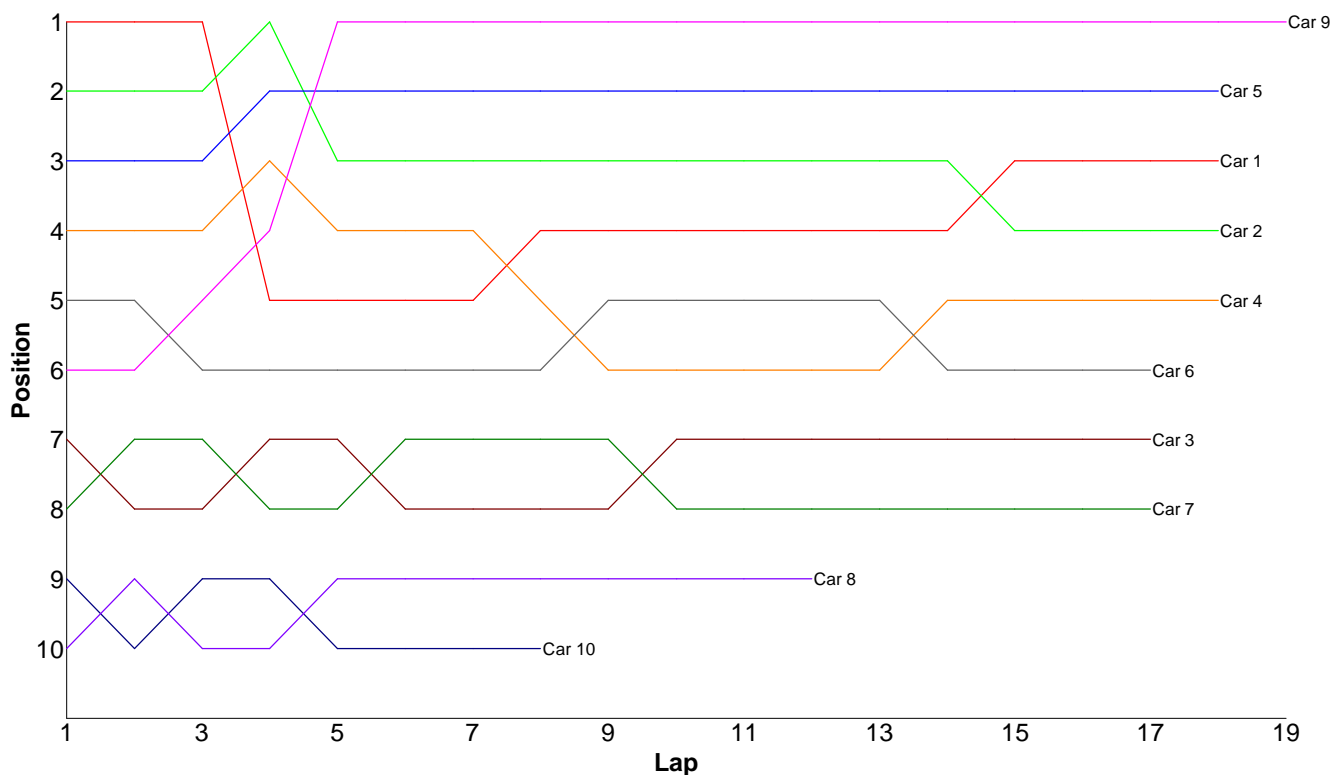
Lap	Car 1	Car 2	Car 3	Car 4	Car 5
1	28.73	33.67	33.51	35.99	37.20
2	21.04	20.47	21.13	21.19	21.26
3	18.11	20.81	21.04	21.30	21.41
4	19.09	19.65	20.97	21.53	21.31
5	18.90	20.37	22.65	20.92	22.25
6	19.10	20.16	21.43	21.16	21.16
7	19.78	23.14	21.13	22.67	22.58
8	19.10	19.76	21.71	21.66	23.38
9	19.88	19.97	21.43	21.11	23.55
10	21.51	19.88	21.65	21.08	22.71
11	19.20	19.38	21.31	22.74	22.43
12	18.91		21.44	21.46	21.87
13	18.90		21.19	21.96	22.96
14	19.29		20.85	22.45	
15	19.13				
16					



<GT - Sport> - A Final

Pos	Car	Form	Name	Member Type	Car Make	Result	Ave	Best
1	9		Rob Baxter	2009	Associated	19 / 315.90	16.62	15.48
2	5	F4	Tim Webb	2009	Tamiya	18 / 310.35	17.24	15.90
3	1	F3	Nigel Moss	2009	Calandra	18 / 311.39	17.29	15.84
4	2	F3	Rob Warren	2009	Associated	18 / 311.74	17.31	15.81
5	4	F4	Gerald Page	2009	Associated	18 / 315.87	17.54	16.29
6	6	F3	Dave Skelton	2009	Associated	17 / 302.85	17.81	16.78
7	3	F4	Jon Wilkins	2009	Associated	17 / 305.66	17.98	15.87
8	7	F4	Martin Trice	2009	HPI	17 / 315.37	18.55	16.79
9	8		Remo Casadei	G09B	Corally	12 / 231.41	19.28	16.17
10	10	F4	Brian Killick	2009	Tamiya	8 / 187.07	23.38	18.91

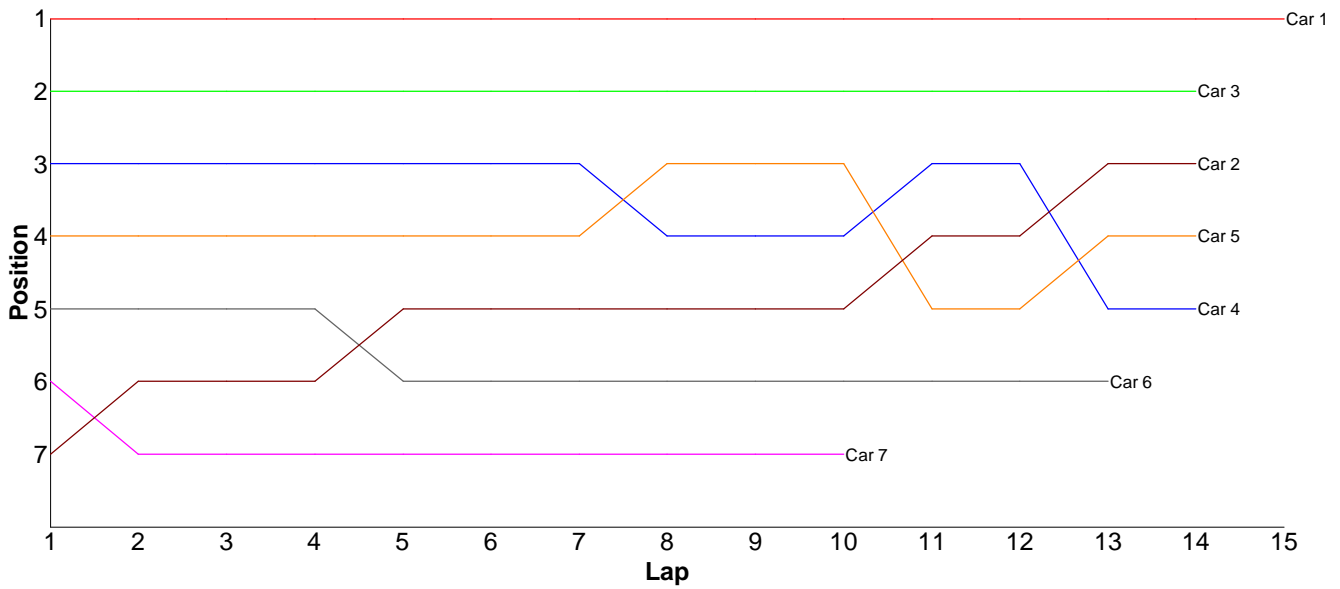
Lap	Car 1	Car 2	Car 3	Car 4	Car 5	Car 6	Car 7	Car 8	Car 9	Car 10
1	25.43	26.13	29.10	27.65	26.83	28.33	31.19	34.46	29.00	33.21
2	16.00	15.87	19.77	16.44	16.98	17.13	17.58	17.20	16.58	18.91
3	15.91	15.81	18.09	16.30	16.19	17.43	18.17	27.86	15.75	20.54
4	21.65	16.27	17.07	16.29	16.24	17.33	18.40	16.79	15.71	19.90
5	16.26	19.88	16.09	17.54	17.21	16.78	16.98	16.81	15.71	23.68
6	16.08	16.37	22.17	16.36	15.90	16.93	17.25	17.17	15.69	21.45
7	16.21	16.02	16.41	16.65	16.10	16.91	17.09	16.19	15.48	30.38
8	16.02	16.63	17.19	16.98	16.20	16.80	16.94	16.70	15.73	19.00
9	15.84	16.01	16.37	23.21	16.14	17.28	17.76	16.59	15.77	
10	15.98	15.86	16.30	16.82	16.46	17.07	17.28	16.17	16.06	
11	15.85	16.13	19.69	16.40	15.92	17.26	23.22	16.39	16.11	
12	20.15	20.09	16.30	16.38	20.60	17.24	17.42	19.08	15.76	
13	16.99	16.77	16.53	16.51	16.49	16.82	16.79		15.67	
14	16.05	16.23	16.13	16.85	16.69	17.69	17.65		15.74	
15	17.27	18.65	15.87	16.45	16.63	17.40	17.04		16.32	
16	16.89	16.52	16.20	16.32	16.30	17.34	17.55		16.63	
17	16.36	16.30	16.38	16.38	16.44	17.11	17.06		15.93	
18	16.45	16.20		16.34	17.03				16.12	
19									16.14	
20										



Bikes 1/5th - A Final

Pos	Car	Form	Name	Member Type	Car Make	Result	Ave	Best
1	1	F1	Roki Read	2009		15 / 304.06	20.27	13.42
2	3	F1	Steve Leake	2009		14 / 300.75	21.48	16.43
3	2		Simon Lancaster	G09A		14 / 308.12	22.00	20.52
4	5		Graham Clarke	G09A		14 / 310.15	22.15	18.98
5	4	F1	Andy Carless	2009		14 / 313.99	22.42	17.60
6	6	F2	Chris Groom	2009		13 / 302.38	23.26	21.68
7	7	F2	Peter Chang	2009		10 / 312.00	31.20	26.09

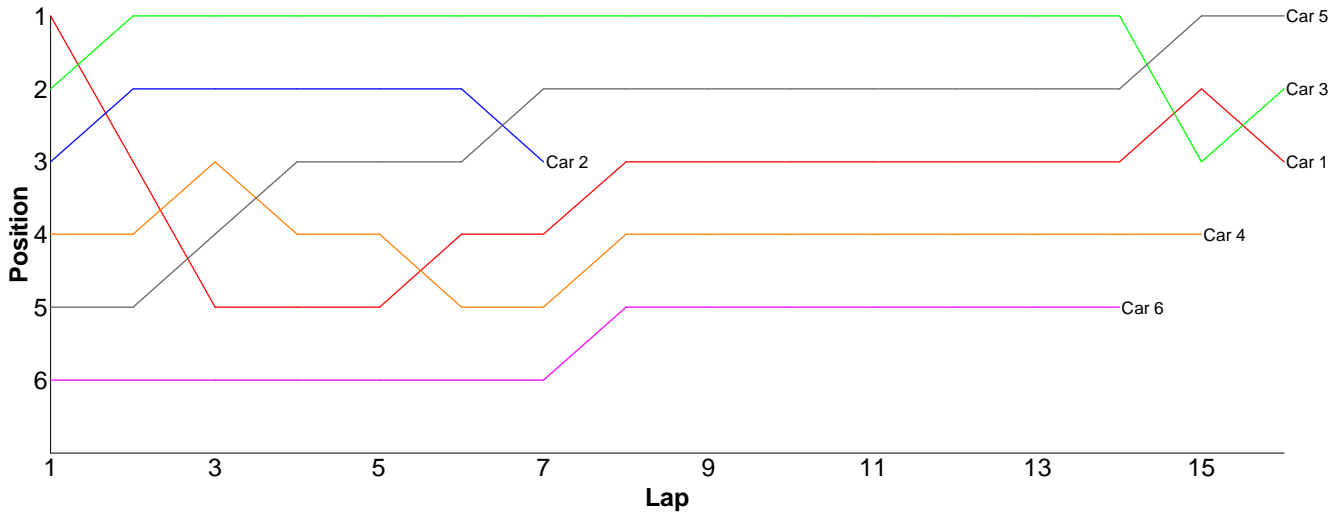
Lap	Car 1	Car 2	Car 3	Car 4	Car 5	Car 6	Car 7
1	13.42	27.63	16.43	17.60	18.98	21.68	26.09
2	21.06	23.79	22.19	21.99	22.29	24.12	31.93
3	21.15	21.12	21.29	21.51	21.20	23.21	28.85
4	21.34	21.36	21.42	21.74	21.69	23.19	34.51
5	20.33	20.92	21.49	22.19	22.69	23.84	26.74
6	20.35	20.52	21.81	22.07	21.51	23.46	32.72
7	20.43	21.75	22.12	22.49	21.43	23.99	29.04
8	20.09	21.05	22.02	23.54	22.09	22.61	39.06
9	20.17	21.15	22.25	22.14	22.28	22.82	31.39
10	20.40	21.10	22.08	22.25	21.66	22.46	31.67
11	20.77	20.56	21.27	22.98	29.56	23.30	
12	20.58	23.88	21.69	22.96	21.60	23.17	
13	20.61	21.57	22.42	25.52	21.48	24.53	
14	22.79	21.72	22.27	25.01	21.69		
15	20.57						
16							



Stock Touring - C Final

Pos	Car	Form	Name	Member Type	Car Make	Result	Ave	Best
1	5	F2	Kieran Stokes (J)	2009	Xray	16 / 305.95	19.12	17.34
2	3	F2	Mick Barnes	2009	Xray	16 / 308.11	19.25	17.64
3	1	F2	James Davis	2009	Tamiya	16 / 311.22	19.45	17.33
4	4		Jose Jimenez	2009	Associated	15 / 301.25	20.08	17.45
5	6	F2	Andy Lewis	2009	Hot Bodies	14 / 317.54	22.68	19.88
6	2	F2	Chris Bradshaw	2009	Xray	7 / 144.09	20.58	18.30

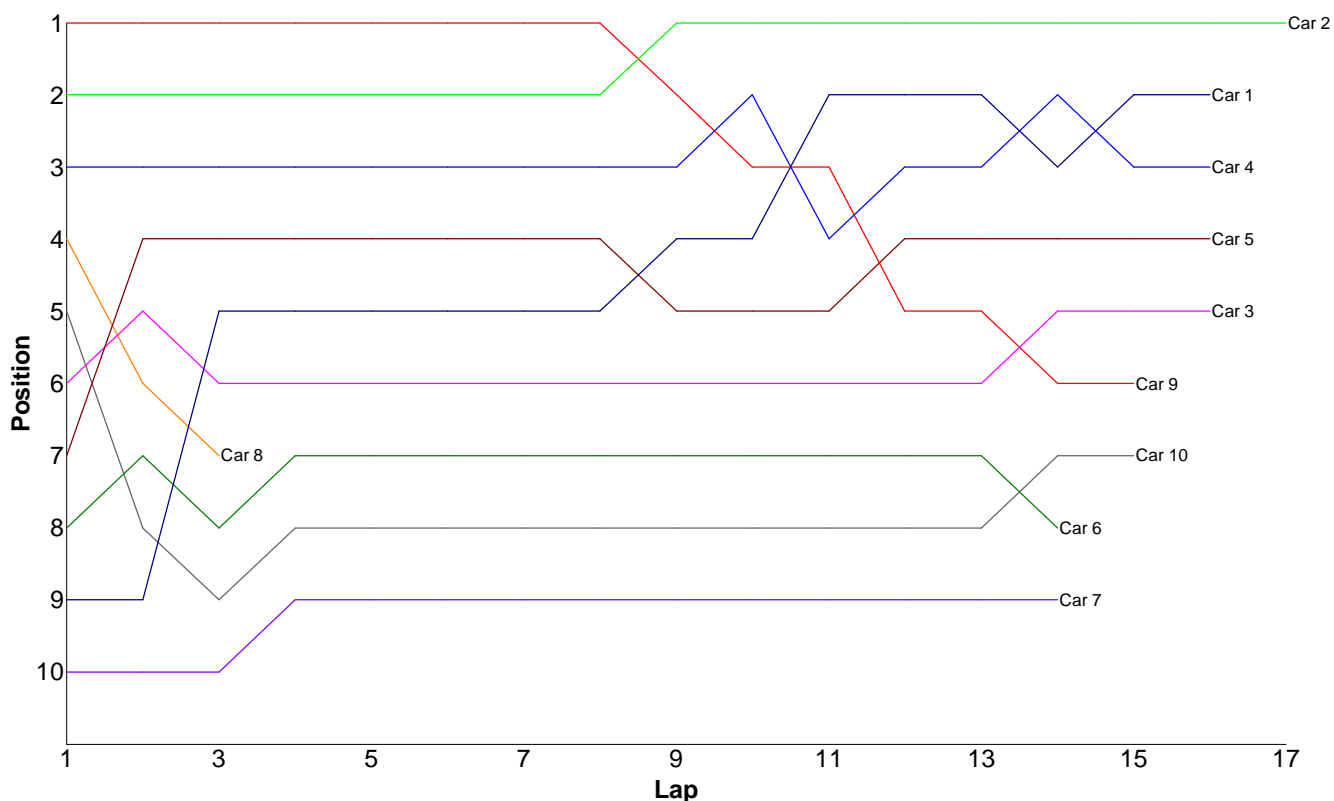
Lap	Car 1	Car 2	Car 3	Car 4	Car 5	Car 6
1	29.35	31.07	29.61	31.24	33.93	37.39
2	20.51	18.38	19.05	18.66	17.73	20.97
3	22.27	18.37	18.54	19.14	17.71	21.94
4	19.24	20.33	18.18	21.06	19.25	20.87
5	18.36	18.67	18.70	17.47	18.54	22.89
6	17.80	18.30	17.74	22.70	18.13	21.20
7	18.00	18.97	17.66	21.19	17.82	22.77
8	20.30		17.64	22.85	17.40	19.88
9	17.89		17.82	17.82	17.78	20.94
10	17.67		17.92	17.45	21.00	21.19
11	17.44		18.34	18.21	18.05	21.82
12	17.50		21.08	18.21	17.34	22.97
13	17.33		19.57	18.13	17.65	21.37
14	17.77		17.87	18.07	18.04	21.34
15	17.40		19.35	19.05	18.00	
16	22.39		19.04		17.58	
17						



Stock Touring - B Final

Pos	Car	Form	Name	Member Type	Car Make	Result	Ave	Best
1	2	F1	Jon Wilkins	2009	Hot Bodies	17 / 319.03	18.76	16.46
2	1		Neil Pilkington	2009	Hot Bodies	16 / 305.22	19.07	16.85
3	4	F1	Ian Cairns	2009	Xray	16 / 310.91	19.43	17.12
4	5		Mason Sadler (J)	G09A	Hot Bodies	16 / 315.82	19.73	16.66
5	3	F2	Dave Skelton	2009	Xray	16 / 317.48	19.84	16.72
6	9	F2	Robin Francis	2009	Hot Bodies	15 / 301.71	20.11	12.96
7	10	F2	Scott Stokes	2009	Xray	15 / 302.56	20.17	17.38
8	6	F2	Craig Murrell (J)	2009	Xray	14 / 285.09	20.36	17.28
9	7	F2	Gary Fuller	2009	Xray	14 / 309.62	22.11	17.67
10	8		Ian Newton	G09A	Scythe	3 / 70.38	23.46	19.80

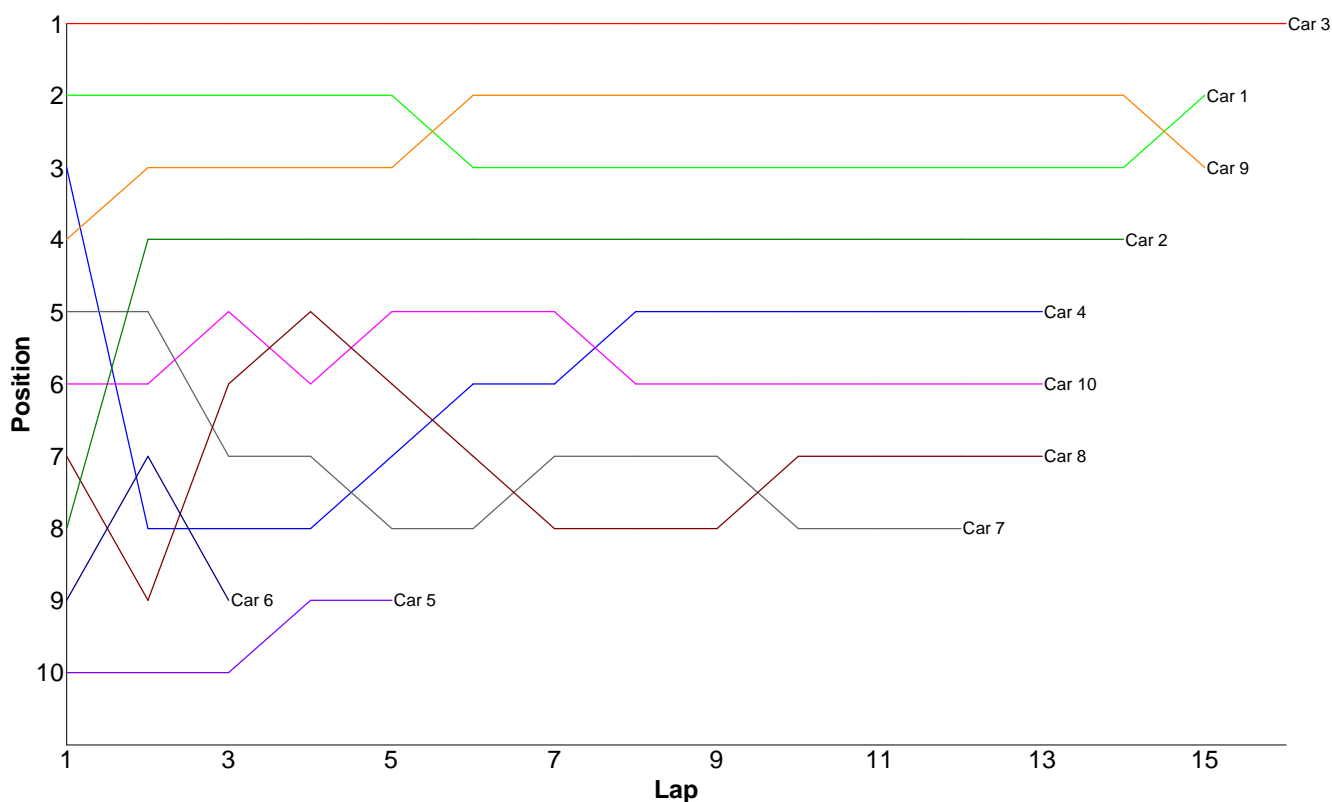
Lap	Car 1	Car 2	Car 3	Car 4	Car 5	Car 6	Car 7	Car 8	Car 9	Car 10
1	33.73	27.72	31.43	28.59	31.98	32.49	48.27	29.99	23.74	31.01
2	16.85	16.84	18.24	17.18	16.77	17.61	17.73	19.80	12.96	19.22
3	17.51	17.04	20.19	17.13	17.10	20.53	17.67	20.59	17.77	20.66
4	16.86	16.46	16.93	17.55	17.04	20.14	18.17		17.43	20.93
5	17.09	17.08	16.72	17.40	17.95	17.28	17.97		18.41	17.85
6	16.98	16.60	16.97	17.48	17.75	17.78	19.87		18.54	20.65
7	16.92	17.03	17.33	17.12	16.66	17.70	18.11		19.85	17.38
8	17.14	18.16	16.81	17.81	17.51	18.11	18.27		18.07	18.49
9	17.45	17.85	17.22	17.53	18.60	18.17	18.89		20.61	18.68
10	17.97	20.17	28.21	17.63	21.95	22.62	19.04		19.58	19.92
11	18.14	18.15	18.06	22.80	18.58	19.01	19.54		20.04	18.16
12	18.32	17.31	18.42	18.80	18.69	18.27	22.24		24.97	18.48
13	19.24	17.59	19.13	18.07	19.70	18.59	30.21		22.65	18.92
14	19.62	18.17	19.04	18.47	19.89	26.79	23.64		22.56	22.75
15	20.28	19.91	22.45	21.67	21.69				24.53	19.46
16	21.12	22.44	20.33	25.68	23.96					
17		20.51								
18										



Stock Touring - A Final

Pos	Car	Form	Name	Member Type	Car Make	Result	Ave	Best
1	3	F2	Scott Hauser	2009	Xray	16 / 316.56	19.78	12.16
2	1		Rob Baxter	2009	Xray	15 / 314.59	20.97	12.64
3	9	F1	Kevin Bissell	2009	Hot Bodies	15 / 314.81	20.98	14.46
4	2		Kieran Clift (J)	2009	Schumacher	14 / 304.23	21.73	15.95
5	4	F1	David Clift	2009		13 / 301.36	23.18	14.00
6	10		Chris Graco	2009	Xray	13 / 304.72	23.44	15.76
7	8		Les Baldry	G09A	Hot Bodies	13 / 308.64	23.74	15.91
8	7		Jordan Barnes (J)	G09A	Xray	12 / 301.20	25.10	15.71
9	5		Remo Casadei	G09A	Schumacher	5 / 127.04	25.40	16.43
10	6		Matt Butcher	G09A	Schumacher	3 / 75.24	25.08	16.17

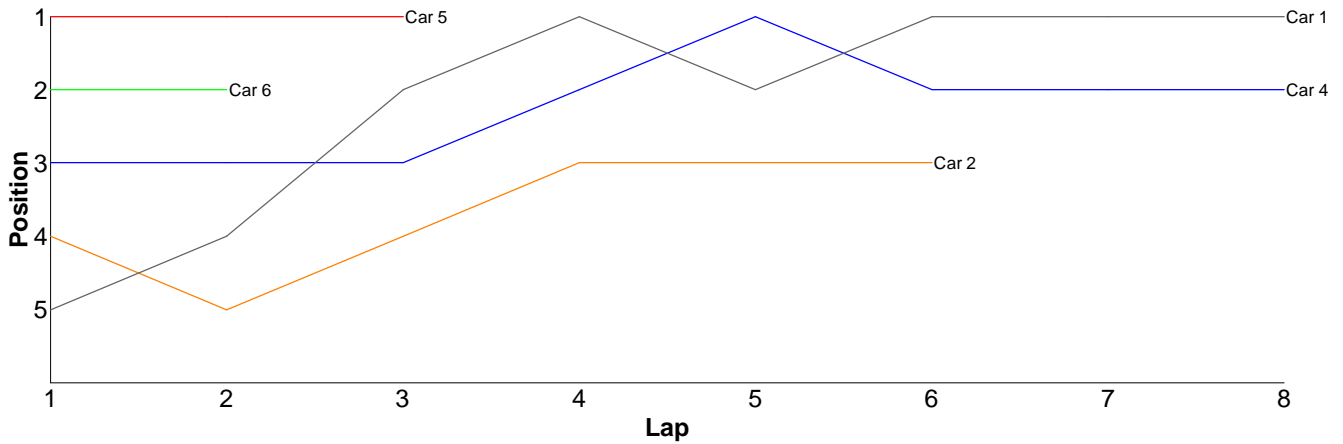
Lap	Car 1	Car 2	Car 3	Car 4	Car 5	Car 6	Car 7	Car 8	Car 9	Car 10
1	12.64	15.95	12.16	14.00	16.43	16.17	15.71	15.91	14.46	15.76
2	23.07	24.03	20.49	31.86	32.92	29.06	27.14	30.16	24.21	27.59
3	22.57	22.36	21.05	24.80	26.30	30.01	27.47	23.86	21.80	25.26
4	22.45	25.59	23.16	25.14	27.93		23.46	22.04	21.75	24.59
5	22.11	22.63	21.95	23.45	23.46		28.83	26.96	21.40	25.42
6	26.59	21.97	20.54	25.75			23.85	26.81	21.68	24.35
7	21.25	21.91	20.33	22.93			23.25	24.81	21.57	24.11
8	21.33	21.64	19.84	21.85			24.71	24.47	22.33	24.86
9	21.98	21.49	20.00	21.32			23.25	24.63	21.29	23.33
10	20.30	21.16	21.02	23.03			31.07	22.09	20.79	22.45
11	20.39	21.62	19.69	22.36			30.15	22.41	21.10	21.99
12	19.72	21.65	19.30	21.39			22.31	23.61	20.81	22.42
13	19.77	20.58	18.95	23.48				20.88	20.63	22.59
14	20.18	21.65	18.94						20.30	
15	20.24		18.90						20.69	
16			20.24							
17										



Bikes 1/8th - A Final

Pos	Car	Form	Name	Member Type	Car Make	Result	Ave	Best
1	1	F3	Chris Groom	2009		8 / 303.84	37.98	29.79
2	4	F4	Andy Carless	2009		8 / 328.22	41.02	27.66
3	2		Dave Tims	2009		6 / 322.50	53.75	33.62
4	5	F4	Gerald Page	2009		3 / 112.10	37.36	25.31
5	6		Graham Clarke	G09A		2 / 66.45	33.22	27.41
=6	3		Matt Tims	2009		0 / 0.00	0.00	0.00
=6	7		Neville Smith	2009		0 / 0.00	0.00	0.00
=6	8	F4	Peter Chang	2009		0 / 0.00	0.00	0.00

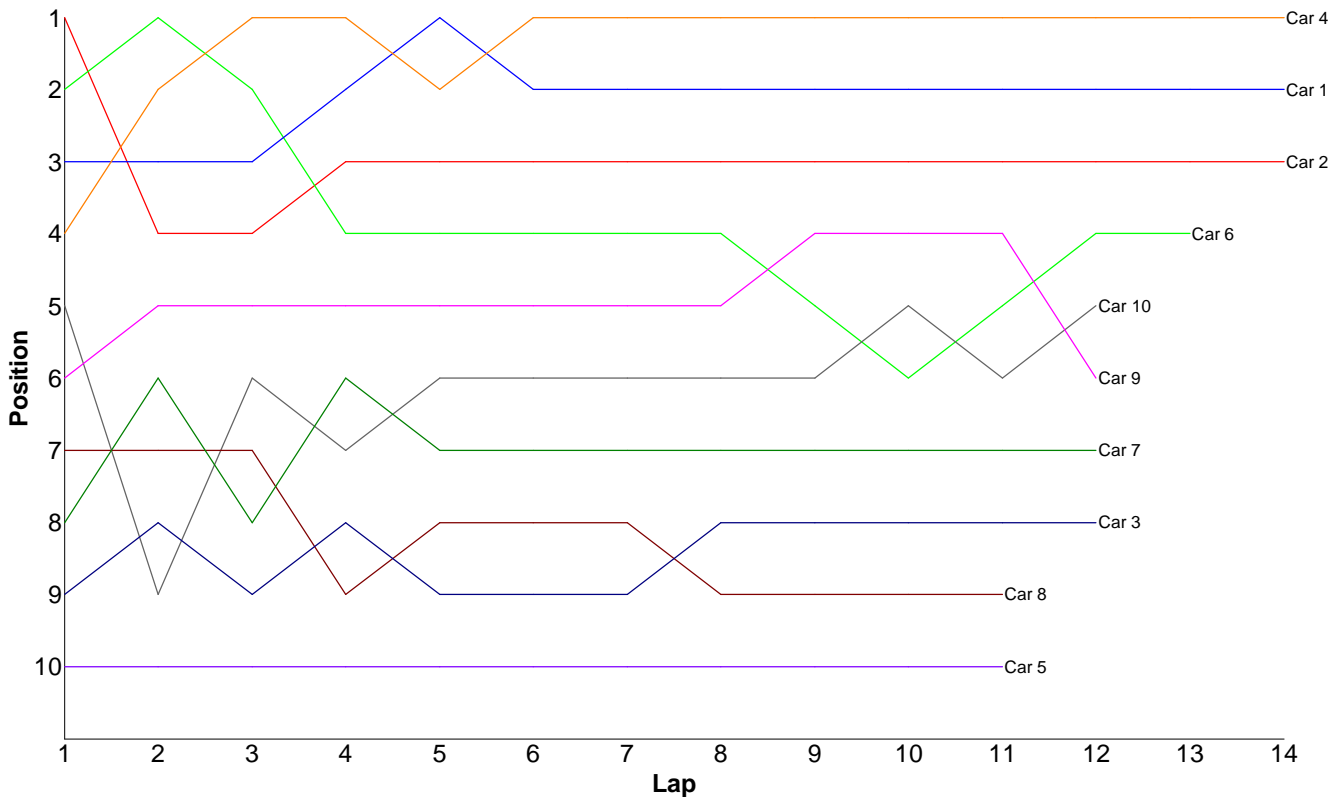
Lap	Car 1	Car 2	Car 3	Car 4	Car 5	Car 6	Car 7	Car 8
1	34.62	33.97		27.66	25.31	27.41		
2	45.73	51.03		49.84	38.34	39.04		
3	35.93	40.08		39.34	48.45			
4	33.46	127.11		42.07				
5	52.08	36.69		36.79				
6	29.79	33.62		44.50				
7	42.20			55.95				
8	30.03			32.07				
9								



Pro-Stock - B Final

Pos	Car	Form	Name	Member Type	Car Make	Result	Ave	Best
1	4	F1	Brian Killick	2009	Xray	14 / 315.45	22.53	20.18
2	1		Tim Webb	2009	Hot Bodies	14 / 316.28	22.59	20.49
3	2	F2	Tony Foster	2009	Xray	14 / 319.81	22.84	20.40
4	6	F2	Neil Talbot	2009	Xray	13 / 321.38	24.72	20.85
5	10	F1	Jamie Vassallo	2009	Schumacher	12 / 301.38	25.11	20.92
6	9		Paul Barnes	G09A	Schumacher	12 / 303.91	25.32	21.01
7	7		John Fisher	G09A	Xray	12 / 313.40	26.11	21.55
8	3	F1	Scott Hauser	2009	Xray	12 / 314.87	26.23	22.43
9	8		Daniel Horton	2009	Hot Bodies	11 / 305.26	27.75	24.25
10	5		Glen West	G09A	Xray	11 / 326.53	29.68	21.69

Lap	Car 1	Car 2	Car 3	Car 4	Car 5	Car 6	Car 7	Car 8	Car 9	Car 10
1	35.44	34.76	50.56	36.35	70.83	35.21	45.97	45.24	40.29	39.58
2	22.61	23.78	23.26	21.54	23.94	22.60	22.38	24.52	24.33	34.44
3	22.62	22.34	23.68	20.76	26.39	22.46	29.03	26.26	25.91	21.48
4	21.27	21.75	23.81	20.18	27.20	24.61	22.22	26.49	21.47	24.80
5	21.22	21.38	30.46	24.80	25.91	21.23	23.08	26.58	23.84	21.16
6	23.58	24.00	25.14	20.65	30.18	27.01	27.27	24.25	24.23	21.32
7	21.97	21.65	24.57	20.76	21.69	21.14	23.29	26.49	21.01	20.92
8	20.97	20.85	22.69	20.64	24.62	25.22	25.29	27.87	22.83	25.73
9	22.00	24.08	22.63	21.17	25.15	32.51	21.55	24.71	23.58	24.09
10	21.05	21.07	22.68	21.41	21.97	25.59	24.89	24.94	24.78	21.40
11	20.49	21.53	22.43	23.63	28.65	21.29	25.54	27.91	26.11	24.58
12	21.26	20.40	22.96	20.97		20.85	22.89		25.53	21.88
13	21.29	21.34		21.24		21.66				
14	20.51	20.88		21.35						
15										



Pro-Stock - A Final

Pos	Car	Form	Name	Member Type	Car Make	Result	Ave	Best
1	3	F1	Ben Cane	2009	Schumacher	15 / 306.67	20.44	19.18
2	1		Glen Westwood	2009	Schumacher	15 / 312.38	20.82	19.19
3	4	F1	Ori Sohachevsky	2009	Schumacher	15 / 315.65	21.04	19.23
4	6		Aaron Wearn	2009	Schumacher	15 / 315.75	21.05	19.80
5	8	F1	MatthewQuinlisk	2009	Hot Bodies	14 / 304.09	21.72	20.00
6	5		Mark Sadler	G09A	Schumacher	14 / 305.00	21.78	19.99
7	10		Tim Langdell	G09A	Schumacher	14 / 308.76	22.05	20.21
8	7	F1	John Zottl	2009	Xray	13 / 301.81	23.21	21.25
9	9	F1	Nick Adams	2009	Tamiya	13 / 304.08	23.39	21.23
10	2		Jay Westwood	2009	Schumacher	7 / 159.34	22.76	19.90

Lap	Car 1	Car 2	Car 3	Car 4	Car 5	Car 6	Car 7	Car 8	Car 9	Car 10
1	31.23	33.17	32.86	32.35	34.24	32.63	37.92	35.94	35.25	35.50
2	19.71	20.68	20.00	19.33	20.76	20.03	21.88	21.86	24.44	22.58
3	19.65	21.13	19.85	19.61	20.59	20.52	23.40	20.17	23.04	20.50
4	19.72	19.90	19.42	21.26	19.99	20.28	21.75	20.49	21.23	20.48
5	20.01	21.50	19.29	23.92	21.74	20.27	22.04	20.00	21.57	20.40
6	19.19	21.29	19.18	20.22	20.90	20.06	21.25	20.32	24.77	24.07
7	20.03	21.67	20.04	19.61	21.62	19.87	23.00	21.66	22.14	20.58
8	19.52		19.69	19.63	21.64	20.18	21.87	20.14	22.43	20.78
9	19.59		19.24	21.46	20.49	20.24	22.48	20.26	21.50	20.78
10	19.76		19.20	19.23	20.56	20.31	21.82	20.87	21.97	20.61
11	19.76		19.68	20.76	20.36	20.24	21.63	20.25	21.47	20.64
12	22.62		19.81	19.39	21.22	20.67	21.36	20.32	21.23	20.21
13	22.38		19.56	19.59	20.76	20.28	21.41	20.85	23.04	21.28
14	19.41		19.41	19.70	20.13	19.80		20.96		20.35
15	19.80		19.44	19.59		20.37				
16										

