

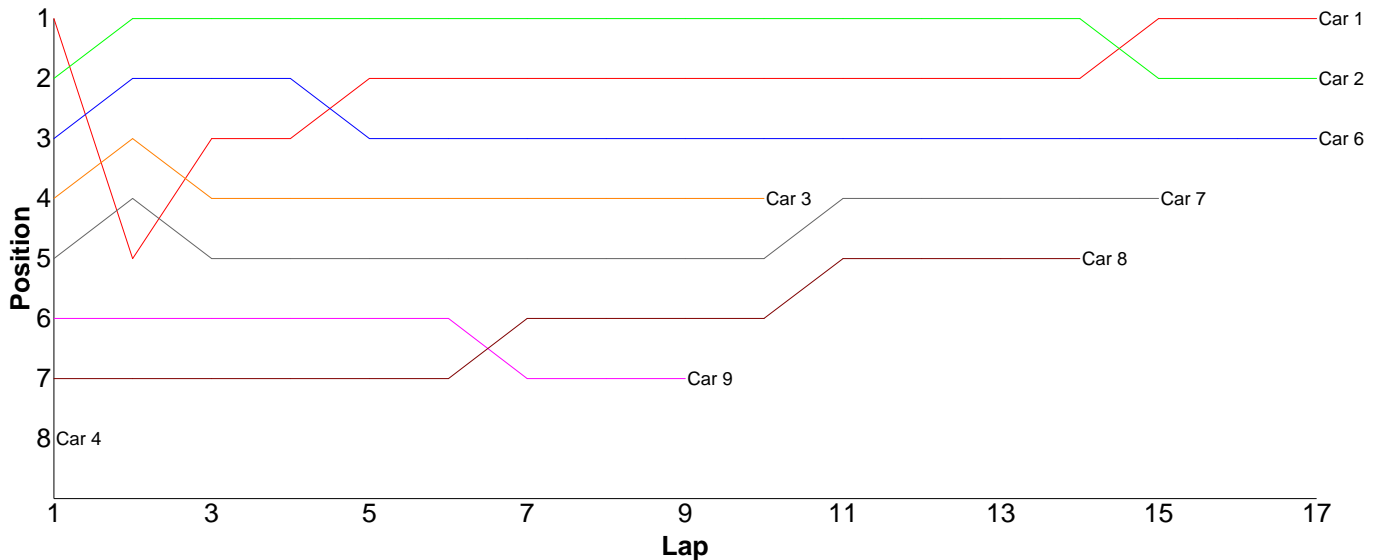
AMCC Winter Championship 2008/09 - Round 9: 1 Feb 09

Race Results

Heat 1 - Round 1 (Formula GT)

Pos	Car	Form	Name	Member Type	Car Make	Result	Ave	Best
1	1	F4	Jon Wilkins	2009	Associated	17 / 302.77	17.81	16.55
2	2	F4	Tim Webb	2009	Tamiya	17 / 303.35	17.84	17.00
3	6		Martin Trice	2009	HPI	17 / 313.93	18.46	17.21
4	7		Scott Stokes	08XX	Tamiya	15 / 310.41	20.69	19.50
5	8	F4	Neil Talbot	2009	Tamiya	14 / 318.51	22.75	20.64
6	3		Gerald Page	2009	Associated	10 / 207.92	20.79	19.46
7	9	F4	Brian Killick	2009	Tamiya	9 / 203.02	22.55	20.42
8	4	F3	Dave Skelton	2009	Associated	1 / 186.28	186.28	186.28
9	5		Rob Baxter	G09B	Tamiya	0 / 0.00	0.00	0.00

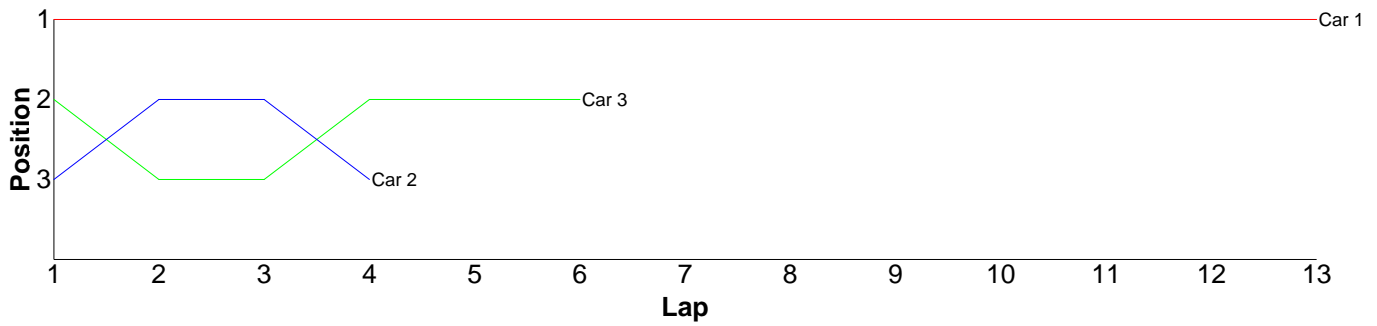
Lap	Car 1	Car 2	Car 3	Car 4	Car 5	Car 6	Car 7	Car 8	Car 9
1	18.39	18.64	21.05	186.28		19.81	21.37	24.39	21.52
2	26.93	18.14	20.84			18.18	20.77	23.49	25.92
3	16.87	17.82	20.67			23.00	21.98	23.47	22.99
4	17.08	18.24	21.60			18.04	21.02	22.39	22.56
5	17.46	17.82	20.16			18.10	21.93	21.12	21.13
6	17.39	17.63	20.49			17.85	20.91	20.85	20.68
7	16.69	17.80	19.46			18.01	20.18	22.60	23.55
8	16.67	18.74	19.64			17.75	21.00	22.60	24.25
9	17.87	17.70	20.63			19.31	21.39	21.42	20.42
10	16.55	17.28	23.38			18.63	20.38	21.80	
11	18.39	17.43				17.77	20.05	23.07	
12	17.26	17.48				19.48	19.82	20.64	
13	17.37	17.30				17.28	19.89	20.73	
14	17.01	17.39				17.38	19.50	29.94	
15	17.01	19.70				17.21	20.22		
16	17.08	17.24				18.18			
17	16.75	17.00				17.95			
18									



Heat 2 - Round 1 (EP Sport)

Pos	Car	Form	Name	Member Type	Car Make	Result	Ave	Best
1	1	F2	Nicholas Mugridge	2009	HPI	13 / 308.72	23.74	21.68
2	3		Jack Sohachevsky (J)	G09A	Xray	6 / 261.00	43.50	32.95
3	2	F2	Tim Mugridge	2009	Yokomo	4 / 176.64	44.16	34.29

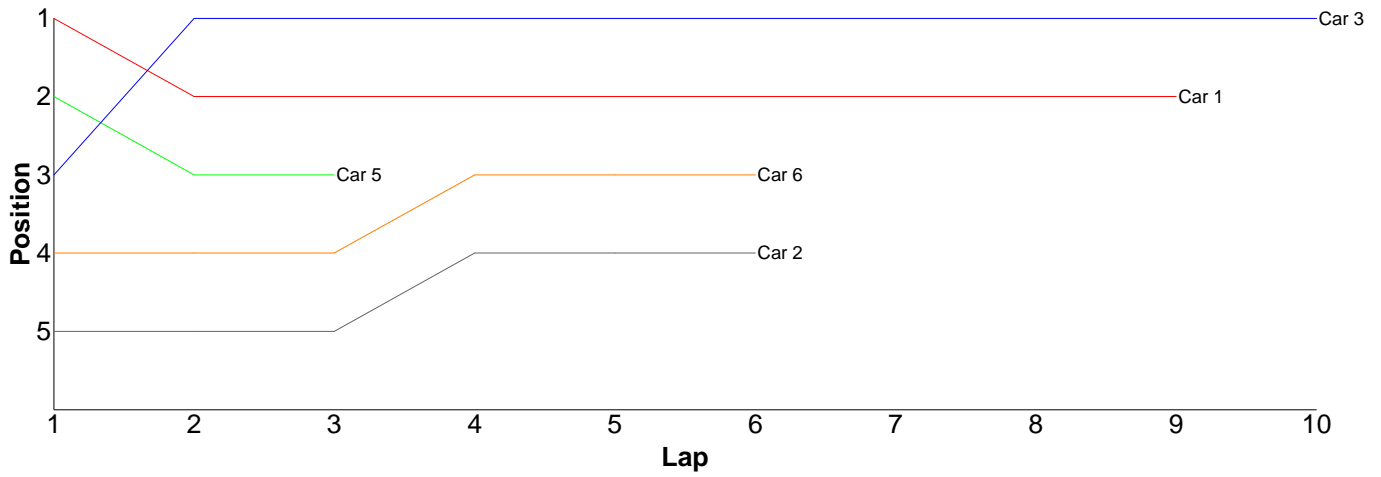
Lap	Car 1	Car 2	Car 3
1	27.75	37.40	37.12
2	23.54	34.29	42.71
3	23.75	35.40	53.01
4	22.68	69.55	38.88
5	23.06		32.95
6	22.78		56.33
7	29.24		
8	22.14		
9	22.18		
10	24.47		
11	21.68		
12	22.81		
13	22.64		
14			



Heat 3 - Round 1 (Bikes 1/8th)

Pos	Car	Form	Name	Member Type	Car Make	Result	Ave	Best
1	3	F4	Scott Adderson	2009		10 / 314.50	31.45	29.62
2	1		Chris Groom	2009		9 / 311.40	34.60	26.35
3	6		Gerald Page	2009		6 / 287.54	47.92	28.31
4	2	F4	Andy Carless	2009		6 / 310.37	51.72	26.89
5	5		Dave Richards	2009		3 / 154.62	51.54	29.88
6	4		Simon Lancaster	G09B		0 / 0.00	0.00	0.00

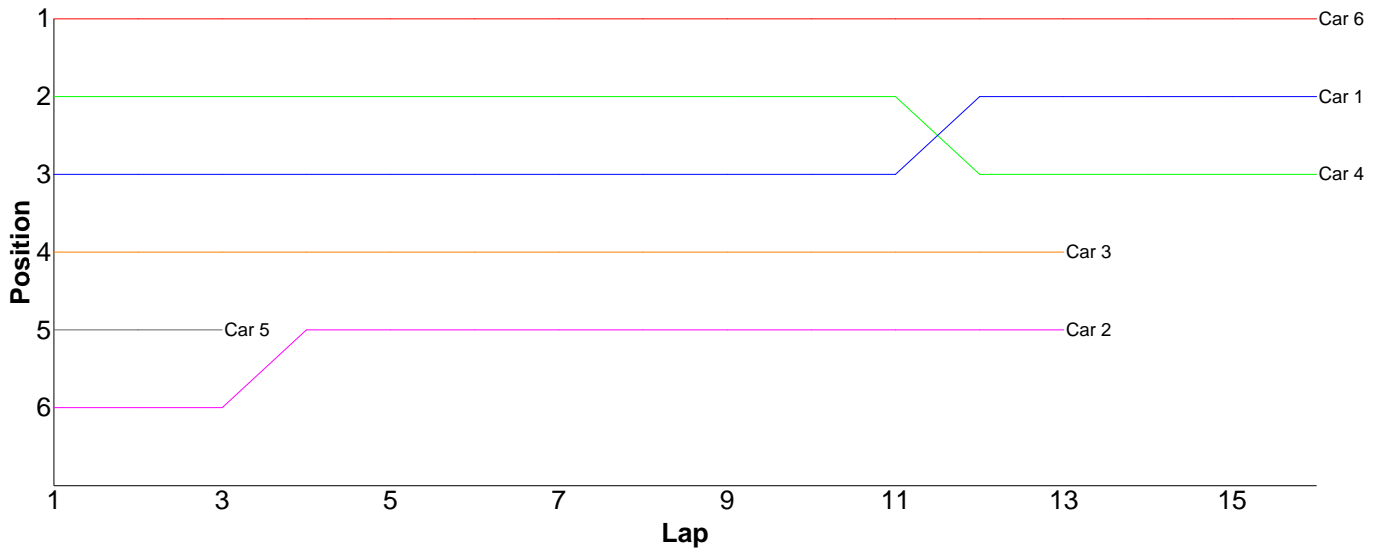
Lap	Car 1	Car 2	Car 3	Car 4	Car 5	Car 6
1	28.43	108.60	31.24		29.88	96.03
2	33.57	54.25	30.11		44.52	58.62
3	51.04	26.89	30.37		80.22	28.31
4	26.57	59.89	30.25			28.96
5	26.76	33.38	35.48			29.11
6	26.35	27.36	30.07			46.51
7	51.76		30.10			
8	40.46		30.59			
9	26.46		36.67			
10			29.62			
11						



Heat 4 - Round 1 (Stock Touring)

Pos	Car	Form	Name	Member Type	Car Make	Result	Ave	Best
1	6		Mark Fagan	2009	Serpent	16 / 302.90	18.93	18.00
2	1	F2	Kieran Stokes (J)	2009	Xray	16 / 317.23	19.82	18.61
3	4		Lee Smith	08XX	Associated	16 / 317.80	19.86	18.75
4	3	F2	Andy Lewis	2009	Hot Bodies	13 / 300.69	23.13	21.70
5	2	F2	James Davis	2009	Tamiya	13 / 308.29	23.71	18.46
6	5		Jason Saunders	G09A	Yokomo	3 / 90.64	30.21	28.48

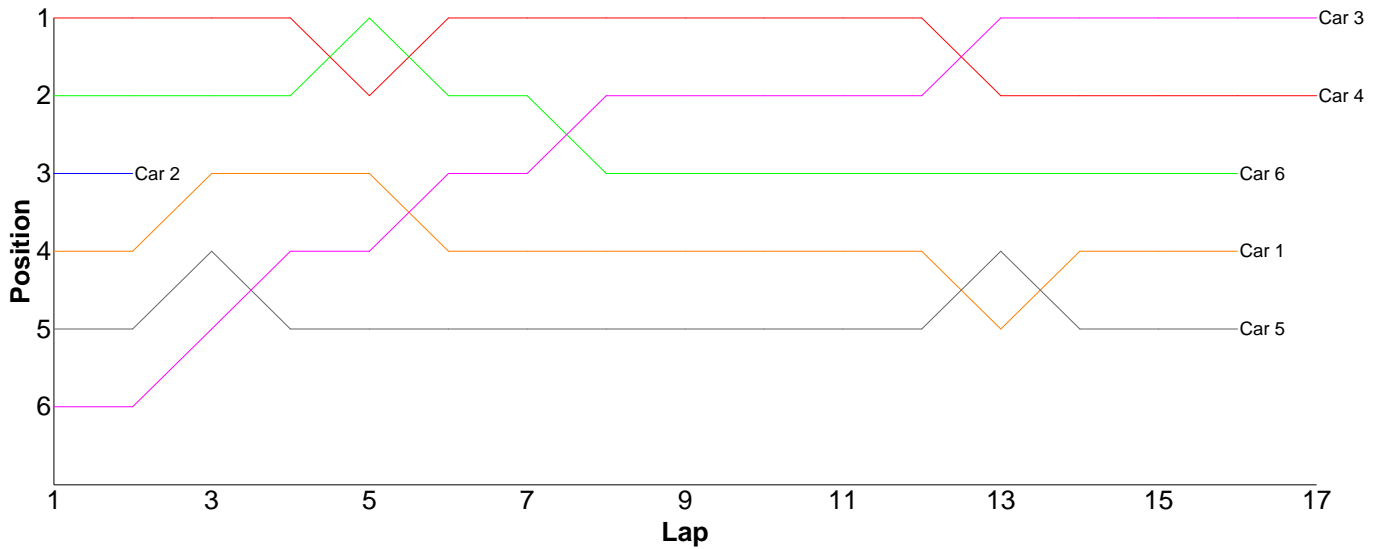
Lap	Car 1	Car 2	Car 3	Car 4	Car 5	Car 6
1	24.18	60.19	24.22	21.47	29.75	19.67
2	21.96	18.68	23.33	19.48	28.48	19.29
3	19.86	37.89	23.20	20.78	32.41	20.78
4	21.07	18.89	22.86	18.91		18.90
5	19.49	18.60	23.74	21.05		18.81
6	18.61	18.88	21.70	19.31		18.44
7	19.04	18.46	22.85	19.16		18.91
8	18.76	19.71	22.30	19.66		18.52
9	18.84	18.60	24.83	18.75		18.54
10	18.78	22.23	24.49	19.19		18.56
11	19.47	18.73	22.79	21.35		18.56
12	19.03	18.53	21.84	20.41		19.72
13	19.08	18.90	22.54	20.72		18.75
14	18.98			18.94		18.40
15	18.76			19.11		18.00
16	21.32			19.51		19.05
17						



Heat 5 - Round 1 (Stock Touring)

Pos	Car	Form	Name	Member Type	Car Make	Result	Ave	Best
1	3	F2	Scott Hauser	2009	Xray	17 / 309.17	18.18	17.12
2	4	F2	Dave Skelton	2009	Xray	17 / 311.19	18.30	17.14
3	6	F2	Craig Murrell (J)	2009	Xray	16 / 305.22	19.07	18.17
4	1	F2	Robin Francis	2009	Hot Bodies	16 / 306.11	19.13	17.99
5	5		Gary Fuller	2009	Xray	16 / 319.05	19.94	18.00
6	2	F2	Scott Stokes	2009	Xray	2 / 37.72	18.86	18.70
7	7		Chris Bradshaw	2009	Xray	0 / 0.00	0.00	0.00

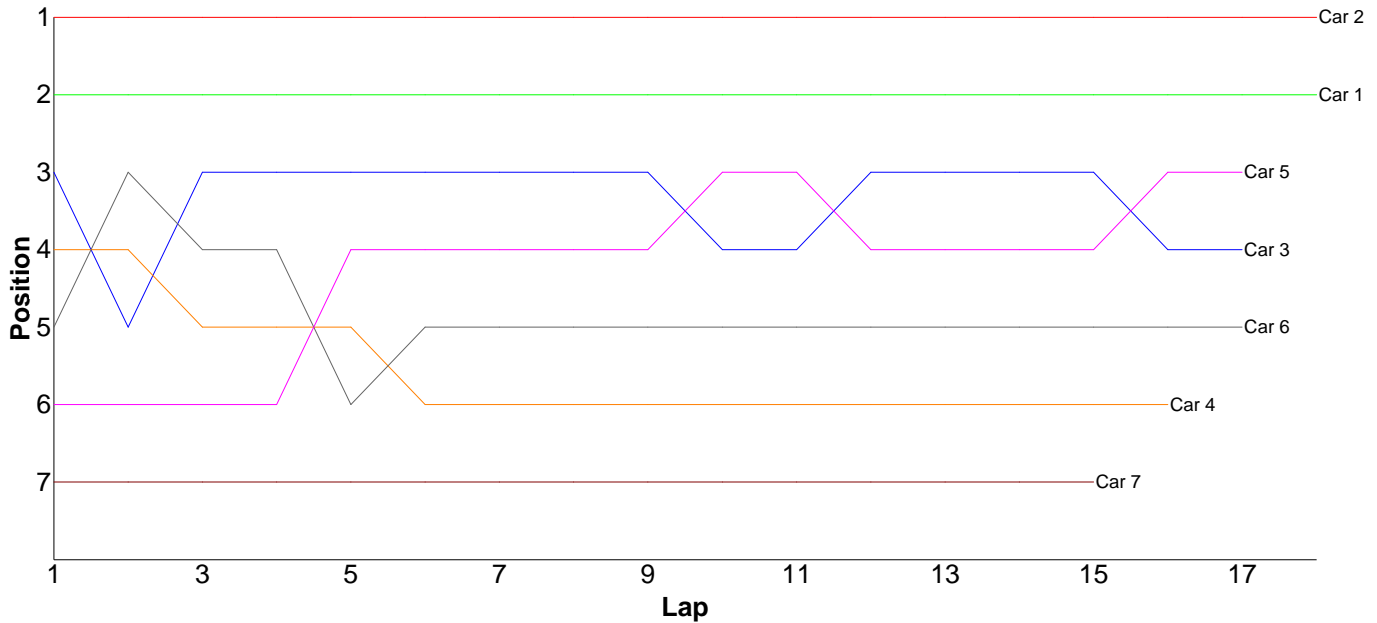
Lap	Car 1	Car 2	Car 3	Car 4	Car 5	Car 6	Car 7
1	19.22	18.70	26.23	17.70	22.84	18.29	
2	18.57	19.02	17.66	17.79	19.64	18.37	
3	19.42		17.55	19.14	18.83	19.08	
4	17.99		17.75	18.69	18.30	18.62	
5	20.07		17.51	20.89	18.68	19.74	
6	19.75		17.31	18.48	18.79	18.71	
7	20.51		18.26	18.34	18.49	19.29	
8	18.01		17.46	17.29	18.26	18.17	
9	18.31		18.88	17.91	19.42	18.64	
10	19.00		17.35	17.14	20.82	18.38	
11	18.25		17.12	17.70	18.66	18.83	
12	21.35		17.20	17.37	18.00	18.67	
13	19.85		18.25	21.15	18.47	19.76	
14	18.49		17.25	17.22	25.83	21.39	
15	18.95		17.36	19.13	24.90	19.49	
16	18.37		17.38	17.61	19.12	19.79	
17			18.65	17.64			
18							



Heat 6 - Round 1 (Stock Touring)

Pos	Car	Form	Name	Member Type	Car Make	Result	Ave	Best
1	2		Rob Baxter	G09A	Xray	18 / 303.07	16.83	16.47
2	1	F1	Nigel Moss	2009	Hot Bodies	18 / 309.57	17.19	16.95
3	5	F1	David Clift	2009		17 / 309.69	18.21	17.01
4	3		Kevin Bissell	2009	Hot Bodies	17 / 312.02	18.35	17.64
5	6	F1	Jon Wilkins	2009	Hot Bodies	17 / 314.26	18.48	17.50
6	4	F1	Ian Cairns	2009	Xray	16 / 309.94	19.37	18.58
7	7		Chris Graco	G08a	Xray	15 / 304.20	20.28	19.11

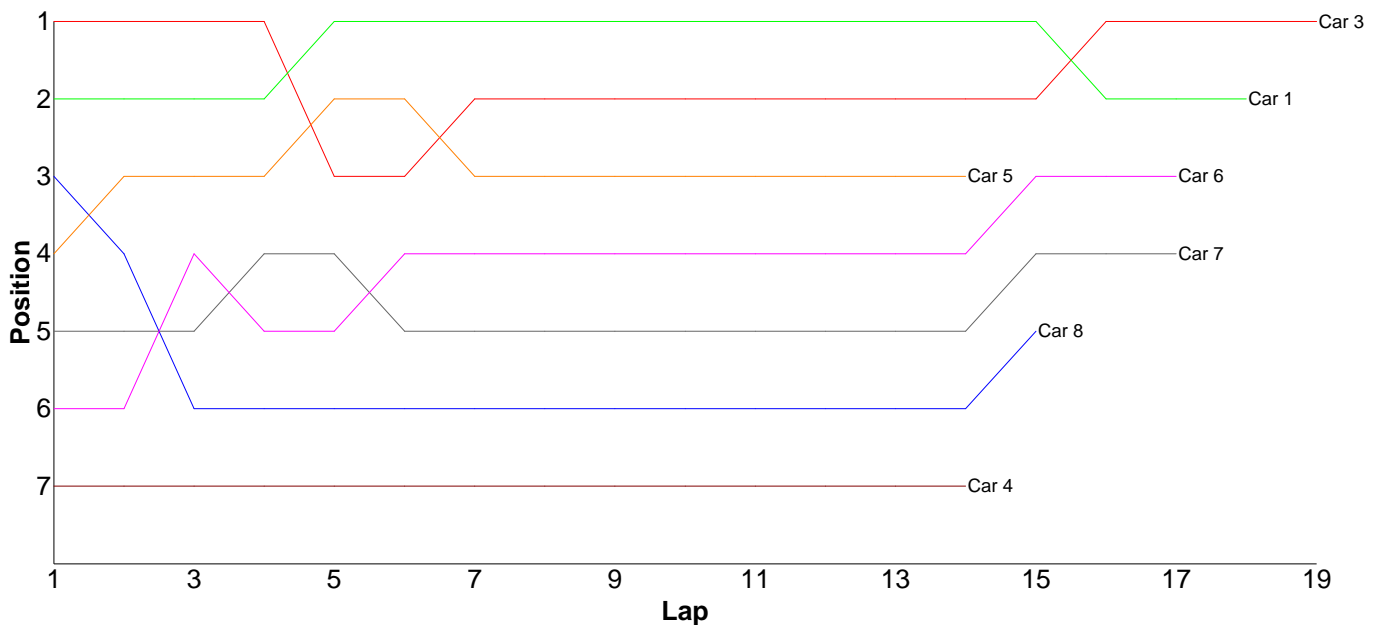
Lap	Car 1	Car 2	Car 3	Car 4	Car 5	Car 6	Car 7
1	17.52	16.69	18.42	19.43	19.96	19.67	23.05
2	17.26	16.47	21.34	20.06	22.33	19.49	19.58
3	16.95	17.07	17.64	18.80	18.29	18.37	21.13
4	17.00	16.77	17.87	18.90	17.39	17.85	21.50
5	17.11	16.65	17.90	21.17	17.28	24.18	19.55
6	17.19	16.90	18.00	19.70	17.40	17.92	21.16
7	17.28	16.56	18.09	18.58	18.03	17.64	19.98
8	17.17	16.76	18.04	20.28	17.42	18.17	19.94
9	16.99	17.30	17.94	19.79	17.23	17.89	19.20
10	17.20	16.77	18.48	18.88	17.76	17.76	20.59
11	17.28	16.74	18.51	19.03	17.57	17.64	19.17
12	17.57	16.96	18.12	18.96	22.48	17.50	20.42
13	17.31	16.73	18.12	19.00	17.48	17.91	20.14
14	17.12	17.19	18.32	18.75	17.41	17.86	19.11
15	17.24	16.96	18.37	19.41	17.33	18.37	19.68
16	17.03	17.05	18.39	19.20	17.32	18.12	
17	17.29	16.73	18.47		17.01	17.92	
18	17.06	16.77					
19							



Heat 7 - Round 1 (Pro-Stock)

Pos	Car	Form	Name	Member Type	Car Make	Result	Ave	Best
1	3	F1	Kieran Clift (J)	2009	Schumacher	19 / 315.67	16.61	15.60
2	1		Jamie Vassallo	2009	Schumacher	18 / 302.09	16.78	16.07
3	6	F2	Neil Talbot	2009	Xray	17 / 303.74	17.86	16.15
4	7		Darren Sullivan	G08a	Serpent	17 / 315.26	18.54	17.44
5	8		Paul Barnes	G08a	Team Magic	15 / 309.77	20.65	17.22
6	5		Graham Staples	G09A	Xray	14 / 241.65	17.26	15.88
7	4		Jordan Barnes (J)	G08a	Xray	14 / 308.09	22.00	18.50
8	2	F1	John Zottl	2009	Xray	0 / 0.00	0.00	0.00

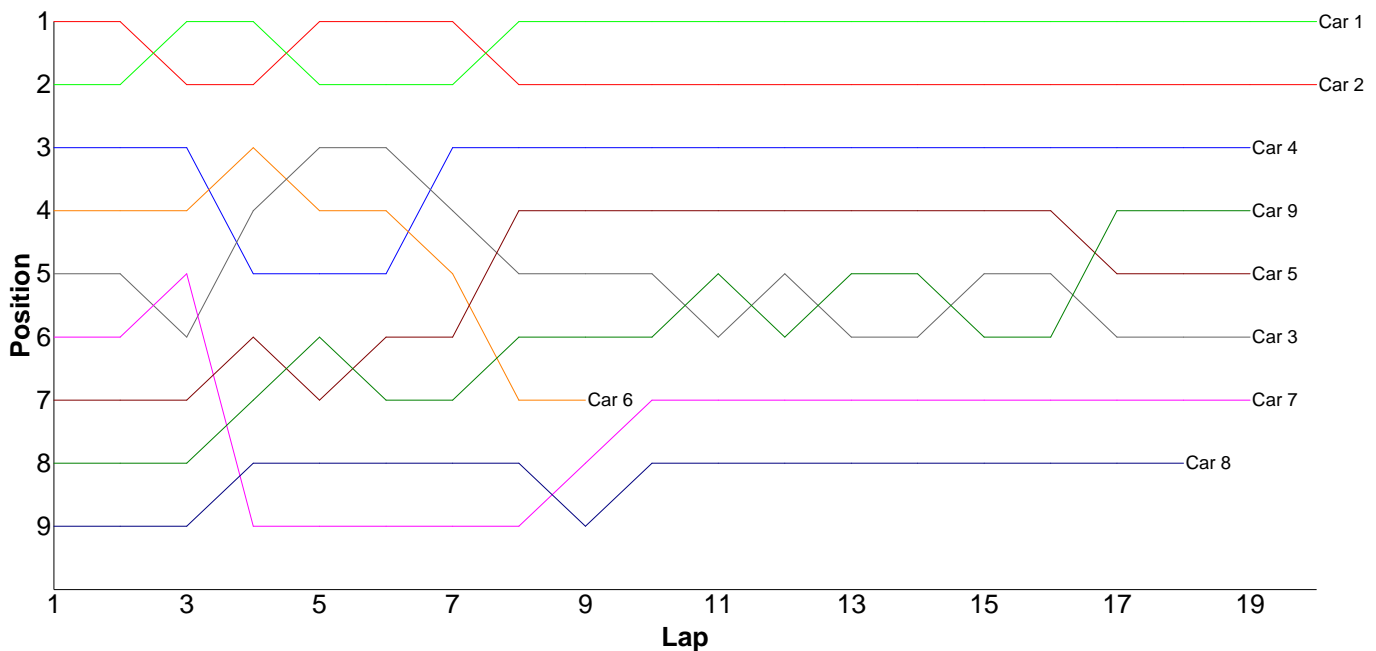
Lap	Car 1	Car 2	Car 3	Car 4	Car 5	Car 6	Car 7	Car 8
1	16.88		16.26	25.09	18.12	20.54	18.28	17.22
2	16.27		16.00	20.61	17.09	17.33	18.27	18.03
3	16.88		16.21	20.69	16.52	17.20	19.31	24.23
4	16.22		16.12	21.42	18.01	24.57	22.52	21.96
5	18.11		24.87	23.44	17.51	18.03	18.26	19.50
6	16.56		16.18	18.98	16.47	17.21	19.25	19.26
7	16.38		16.13	27.43	20.48	16.40	18.15	26.26
8	16.20		16.26	19.58	16.74	17.67	18.30	18.82
9	16.38		16.06	20.61	15.88	16.76	17.68	19.64
10	16.18		16.32	18.83	16.75	17.92	17.44	22.38
11	16.25		15.73	30.18	19.17	16.96	17.98	23.78
12	16.80		15.91	19.59	16.80	16.92	18.65	21.30
13	16.15		15.83	18.50	16.10	19.26	17.85	21.41
14	16.07		15.89	23.14	16.01	16.66	17.76	18.01
15	17.83		15.76			16.15	19.64	17.97
16	17.42		15.60			16.78	17.92	
17	18.74		17.79			17.38	18.00	
18	16.77		15.96					
19			16.79					
20								



Heat 8 - Round 1 (Pro-Stock)

Pos	Car	Form	Name	Member Type	Car Make	Result	Ave	Best
1	1		Glen Westwood	2009	Schumacher	20 / 303.38	15.16	14.86
2	2		Jay Westwood	2009	Schumacher	20 / 308.76	15.43	14.90
3	4		Matthew Quinlisk	2009	Hot Bodies	19 / 304.31	16.01	15.47
4	9	F1	Scott Hauser	2009	Xray	19 / 308.66	16.24	15.64
5	5		Tim Langdell	08XX	Serpent	19 / 309.35	16.28	15.74
6	3		Mark Sadler	08XX	Hot Bodies	19 / 310.34	16.33	15.47
7	7	F1	Nick Adams	2009	Tamiya	19 / 314.51	16.55	15.52
8	8	F1	Brian Killick	2009	Xray	18 / 307.93	17.10	15.91
9	6		Ori Sohachevsky	2009	Schumacher	9 / 151.18	16.79	15.74

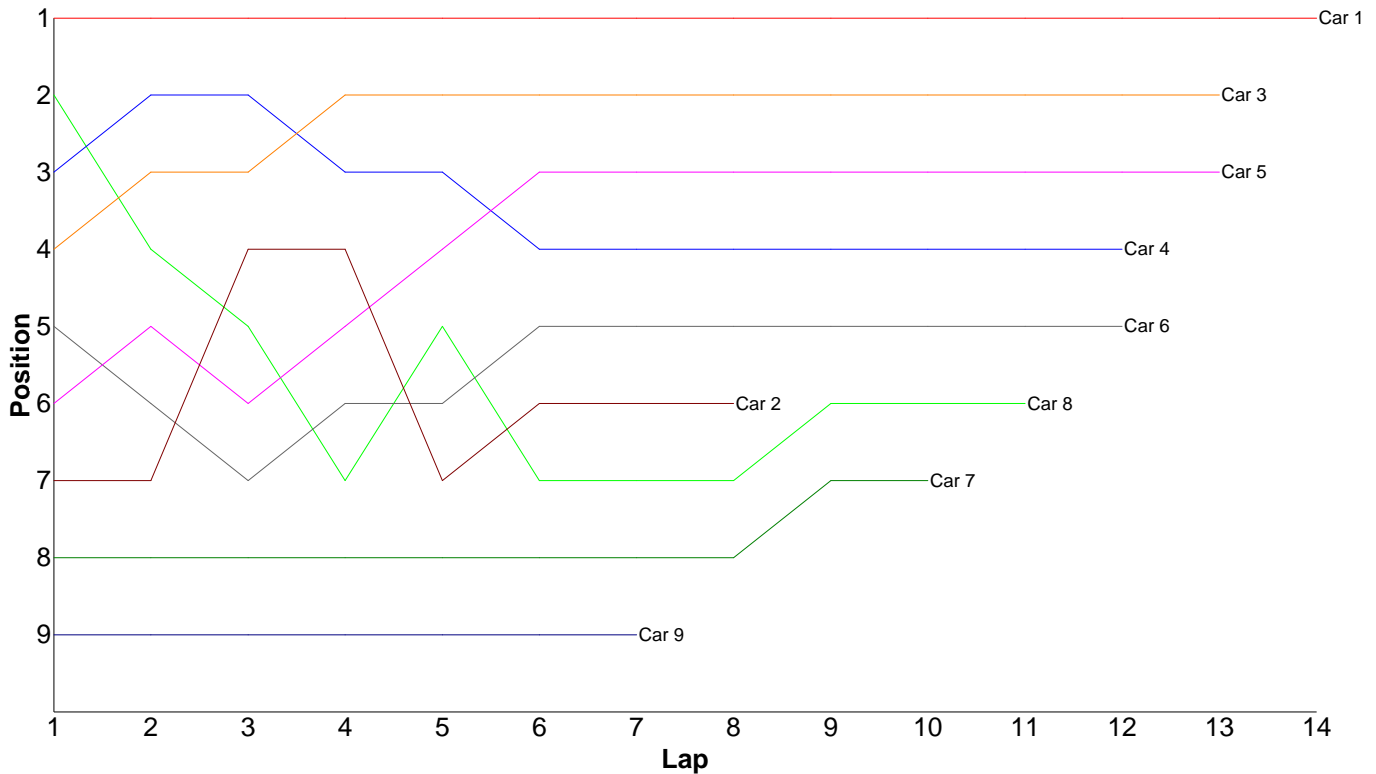
Lap	Car 1	Car 2	Car 3	Car 4	Car 5	Car 6	Car 7	Car 8	Car 9
1	14.98	14.90	15.96	15.89	16.80	15.91	16.27	17.80	16.87
2	15.25	15.22	16.56	16.38	16.09	16.48	16.33	17.10	16.56
3	14.92	15.23	16.06	15.89	16.08	15.85	15.78	16.18	16.35
4	15.15	15.15	15.70	16.16	16.32	15.85	21.17	16.47	16.12
5	16.69	14.95	15.47	16.07	17.11	15.84	19.40	17.90	16.40
6	15.01	15.12	15.67	15.69	16.34	15.74	15.52	17.08	16.48
7	15.19	15.27	18.52	15.73	16.29	19.26	15.86	16.71	17.50
8	15.05	17.27	18.07	15.63	16.19	19.12	16.10	16.81	15.96
9	15.06	15.70	16.21	15.63	16.48	17.13	16.23	18.01	16.14
10	15.30	15.36	16.29	19.07	16.18		15.75	16.60	16.22
11	15.36	15.55	16.29	16.22	16.11		17.71	18.95	16.10
12	15.06	15.57	15.58	16.07	15.93		17.33	20.87	16.71
13	15.10	15.68	16.99	15.57	16.07		15.66	16.25	15.77
14	15.16	15.54	15.93	15.73	15.99		16.03	15.94	15.64
15	15.00	15.35	15.68	15.54	16.49		16.07	15.91	16.55
16	15.02	15.47	16.03	15.81	16.03		15.92	15.92	15.68
17	14.86	15.61	17.03	15.76	17.07		15.79	17.41	15.90
18	14.91	15.26	15.91	16.00	16.04		15.94	16.02	15.98
19	15.11	15.29	16.39	15.47	15.74		15.65		15.73
20	15.20	15.27							
21									



Heat 9 - Round 1 (Bikes 1/5th)

Pos	Car	Form	Name	Member Type	Car Make	Result	Ave	Best
1	1	F1	Roki Read	2009		14 / 319.80	22.84	20.97
2	3	F1	Steve Leake	2009		13 / 308.25	23.71	22.95
3	5		Graham Clarke	G09A		13 / 314.46	24.18	21.99
4	4	F1	Andy Carless	2009		12 / 305.87	25.48	22.94
5	6		Chris Groom	2009		12 / 309.65	25.80	24.08
6	8		Dave Richards	2009		11 / 315.86	28.71	23.35
7	7	F2	Scott Adderson	2009		10 / 309.35	30.93	25.13
8	2		Simon Lancaster	G09A		8 / 214.58	26.82	22.56
9	9		Matthew Book	2009		7 / 304.26	43.46	27.49

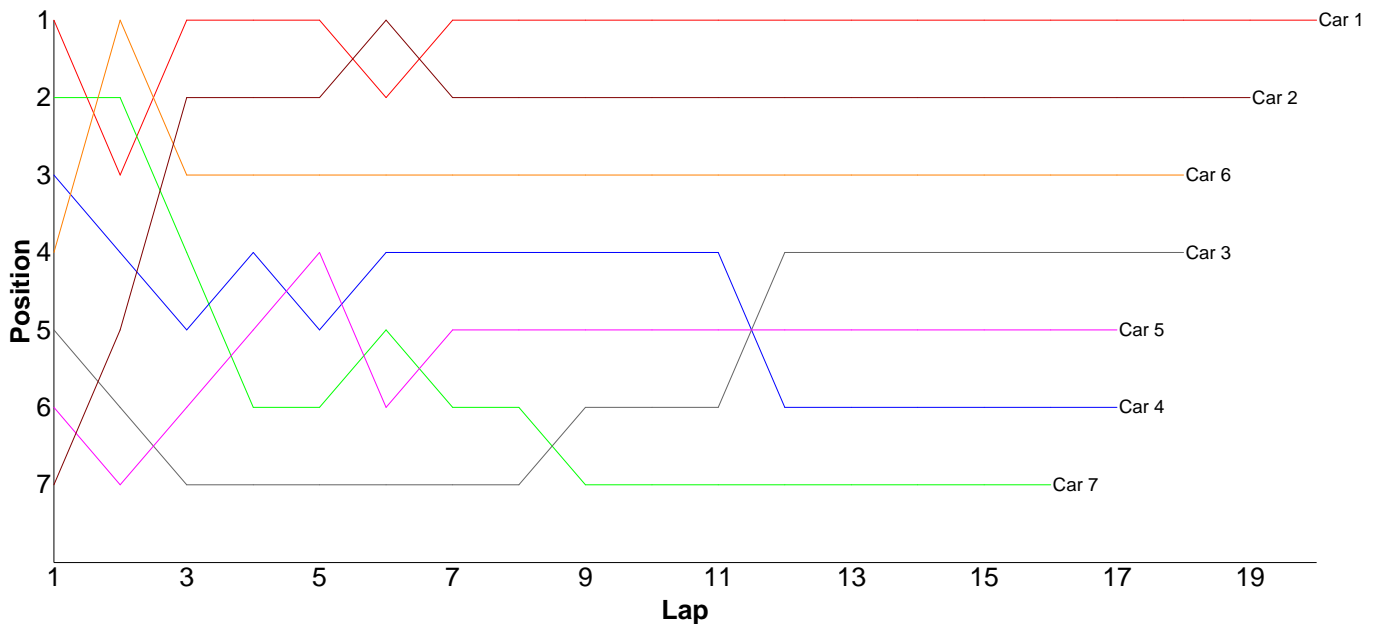
Lap	Car 1	Car 2	Car 3	Car 4	Car 5	Car 6	Car 7	Car 8	Car 9
1	21.42	28.54	23.93	23.88	26.15	25.42	32.92	23.38	83.48
2	20.97	22.75	23.11	22.94	22.02	24.30	28.36	24.45	50.68
3	21.38	22.56	22.95	22.98	31.64	32.05	41.05	27.97	36.22
4	21.43	27.88	23.50	23.71	22.84	24.46	36.77	31.77	36.35
5	26.86	30.08	24.59	28.22	25.85	25.32	29.60	23.96	27.49
6	21.95	28.56	23.45	28.93	21.99	28.35	37.79	54.41	33.57
7	21.97	30.71	23.84	24.43	22.63	25.12	26.44	26.65	36.47
8	21.08	23.50	23.46	23.80	22.27	26.01	25.66	25.92	
9	25.42		23.35	31.67	28.52	24.08	25.13	24.57	
10	24.72		24.96	23.28	22.81	24.50	25.63	29.43	
11	27.45		23.27	23.59	22.29	24.53		23.35	
12	22.58		24.26	28.44	22.80	25.51			
13	21.57		23.58		22.65				
14	21.00								
15									



Heat 10 - Round 1 (IC Touring)

Pos	Car	Form	Name	Member Type	Car Make	Result	Ave	Best
1	1	F1	John Zottl	2009	Xray	20 / 305.51	15.27	14.47
2	2	F1	David Forsythe	2009	Xray	19 / 303.76	15.98	15.30
3	6	F2	Mark Fagan	2009	Serpent	18 / 305.45	16.96	15.91
4	3	F2	Les Mainwaring	2009	Mugen	18 / 317.49	17.63	16.37
5	5	F2	Phillip Pullen	2009	Mugen	17 / 301.13	17.71	16.55
6	4		Jim Beesley	2009	Serpent	17 / 312.00	18.35	15.98
7	7		Colin Taggart	2009	Xray	16 / 300.60	18.78	16.54

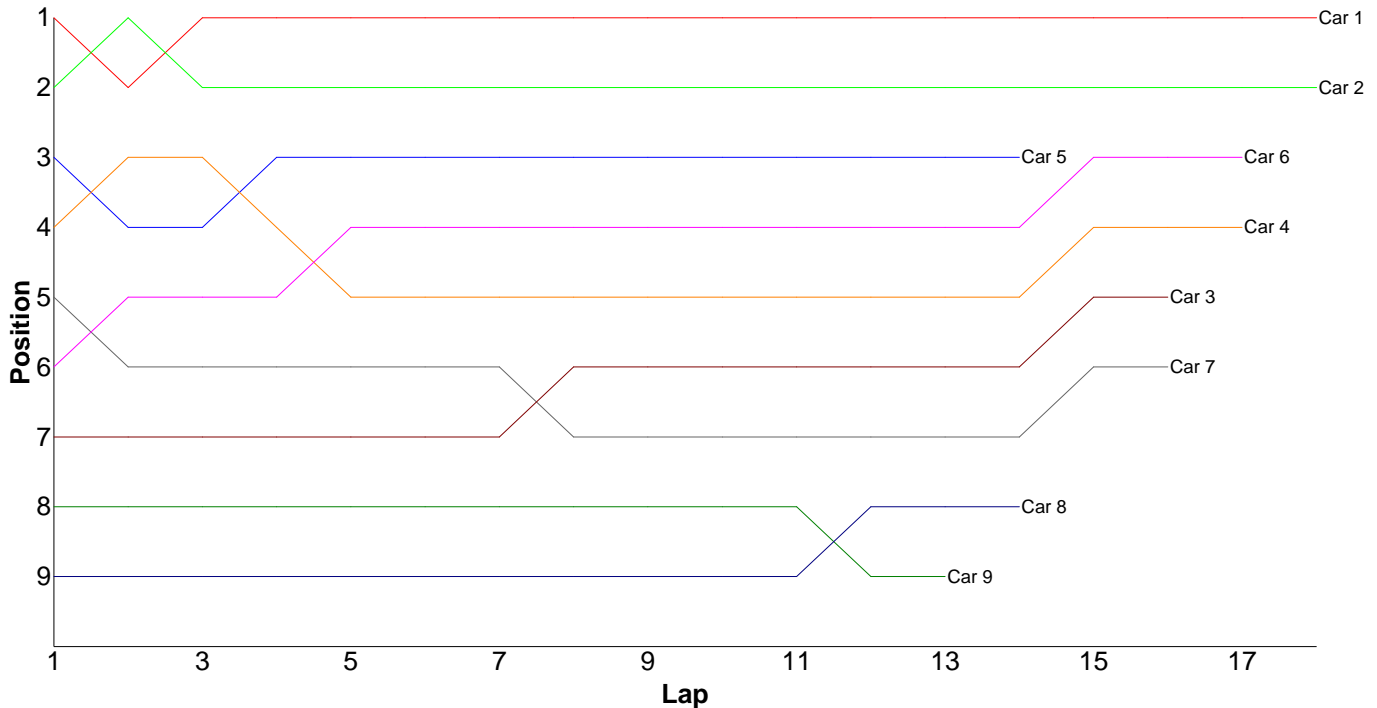
Lap	Car 1	Car 2	Car 3	Car 4	Car 5	Car 6	Car 7
1	15.54	17.87	16.99	16.61	17.38	16.69	16.54
2	17.75	16.36	17.79	16.76	17.83	16.33	16.74
3	14.88	15.80	19.18	17.71	16.70	17.07	17.28
4	15.17	15.97	19.03	16.83	17.25	17.00	20.98
5	15.00	15.72	23.15	20.78	17.11	15.91	17.58
6	19.21	15.32	17.16	17.03	26.09	16.63	21.42
7	15.00	16.30	17.92	18.26	17.00	16.74	19.73
8	14.84	16.43	17.00	16.24	17.90	16.72	17.90
9	15.28	15.80	17.24	15.98	17.65	16.68	19.75
10	14.89	15.42	16.75	16.93	16.55	17.76	17.60
11	14.97	16.12	17.06	25.27	17.42	19.56	16.57
12	14.93	15.82	16.49	22.10	16.99	16.74	24.77
13	14.95	15.80	16.37	21.80	16.98	17.34	18.26
14	14.90	15.30	16.68	16.71	16.67	16.48	18.24
15	14.68	15.60	17.07	16.68	17.09	17.36	18.94
16	14.61	15.64	16.99	18.17	17.83	17.12	18.30
17	14.47	15.92	17.00	18.14	16.69	16.19	
18	14.83	16.42	17.62			17.13	
19	14.94	16.15					
20	14.67						
21							



Heat 1 - Round 2 (Formula GT)

Pos	Car	Form	Name	Member Type	Car Make	Result	Ave	Best
1	1	F4	Jon Wilkins	2009	Associated	18 / 310.29	17.23	16.52
2	2	F4	Tim Webb	2009	Tamiya	18 / 312.49	17.36	16.90
3	6		Martin Trice	2009	HPI	17 / 303.65	17.86	16.90
4	4	F3	Dave Skelton	2009	Associated	17 / 312.77	18.39	17.02
5	3		Gerald Page	2009	Associated	16 / 307.53	19.22	18.26
6	7		Scott Stokes	08XX	Tamiya	16 / 316.74	19.79	18.51
7	5		Rob Baxter	G09B	Tamiya	14 / 244.98	17.49	16.56
8	8	F4	Neil Talbot	2009	Tamiya	14 / 315.14	22.51	20.64
9	9	F4	Brian Killick	2009	Tamiya	13 / 307.47	23.65	19.65

Lap	Car 1	Car 2	Car 3	Car 4	Car 5	Car 6	Car 7	Car 8	Car 9
1	18.02	18.03	20.48	18.71	18.33	20.26	19.60	31.84	29.79
2	18.12	17.93	20.46	18.08	18.75	18.26	20.23	21.90	21.24
3	17.07	17.56	19.43	17.33	17.53	17.54	18.85	20.64	19.65
4	16.93	17.12	19.30	18.95	17.59	18.63	18.67	22.01	20.79
5	16.69	17.15	19.66	22.58	18.66	18.50	19.96	20.91	21.02
6	17.07	16.95	19.72	17.35	16.91	17.15	18.51	22.93	20.45
7	17.16	17.20	19.47	17.92	17.03	16.90	18.70	21.80	20.70
8	16.75	18.58	18.49	18.00	16.62	17.06	23.19	21.16	21.60
9	18.83	17.15	18.45	17.39	16.56	18.16	19.29	23.90	25.84
10	16.52	16.93	18.26	17.28	17.50	17.66	22.36	23.03	20.99
11	16.82	16.94	18.76	17.17	17.57	17.10	18.56	20.88	21.48
12	17.76	16.90	18.96	17.02	17.00	17.58	19.28	21.98	35.51
13	16.85	17.47	18.49	24.85	17.31	17.35	19.41	20.92	28.41
14	17.20	17.31	19.83	17.79	17.62	18.39	19.47	21.24	
15	16.98	17.04	18.97	17.65		18.28	19.65		
16	17.54	17.38	18.80	17.37		17.50	21.01		
17	17.27	17.55		17.33		17.33			
18	16.71	17.30							
19									

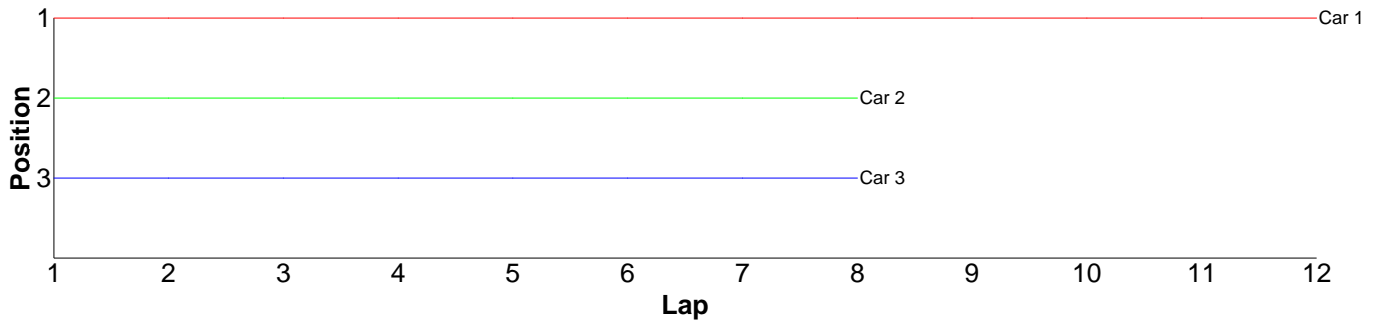


Heat 2 - Round 2 (EP Sport)

Pos	Car	Form	Name	Member Type	Car Make	Result	Ave	Best
1	1	F2	Nicholas Mugridge	2009	HPI	12 / 301.85	25.15	21.65
2	2	F2	Tim Mugridge	2009	Yokomo	8 / 279.30	34.91	28.00
3	3		Jack Sohachevsky (J)	G09A	Xray	8 / 323.96	40.49	29.51

Lap Car 1 Car 2 Car 3

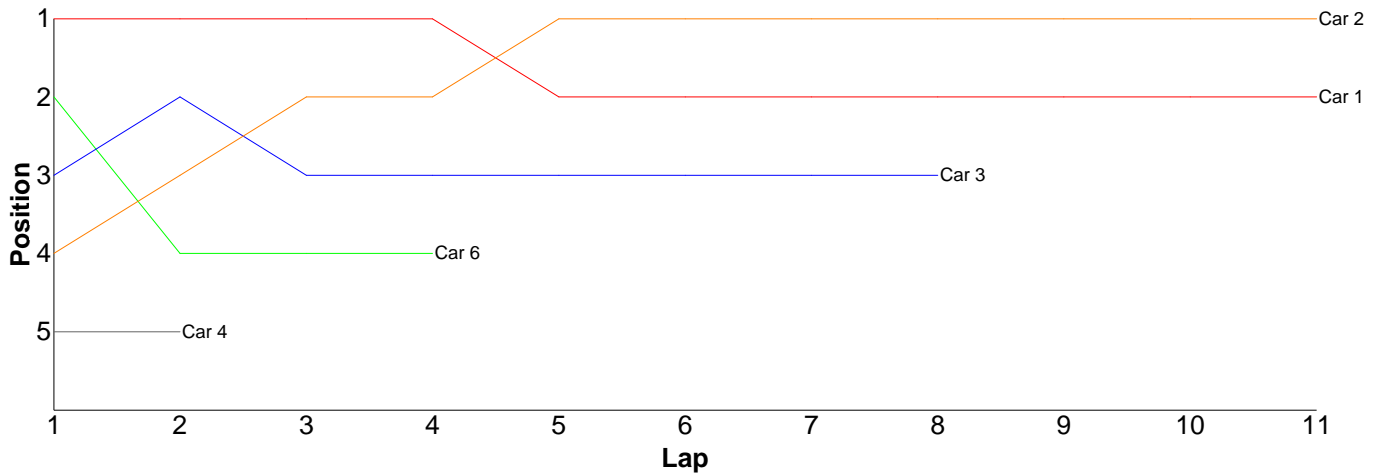
1	21.99	28.00	34.48
2	21.69	39.64	37.35
3	21.65	31.21	40.78
4	23.08	30.98	43.88
5	21.68	37.56	36.73
6	22.07	29.96	54.87
7	40.39	50.17	46.36
8	39.09	31.78	29.51
9	23.00		
10	22.06		
11	22.68		
12	22.47		
13			



Heat 3 - Round 2 (Bikes 1/8th)

Pos	Car	Form	Name	Member Type	Car Make	Result	Ave	Best
1	2	F4	Andy Carless	2009		11 / 313.13	28.46	26.58
2	1		Chris Groom	2009		11 / 317.46	28.86	26.33
3	3	F4	Scott Adderson	2009		8 / 261.58	32.69	28.61
4	6		Gerald Page	2009		4 / 216.96	54.24	27.89
5	4		Simon Lancaster	G09B		2 / 143.15	71.57	54.35
6	5		Dave Richards	2009		0 / 0.00	0.00	0.00

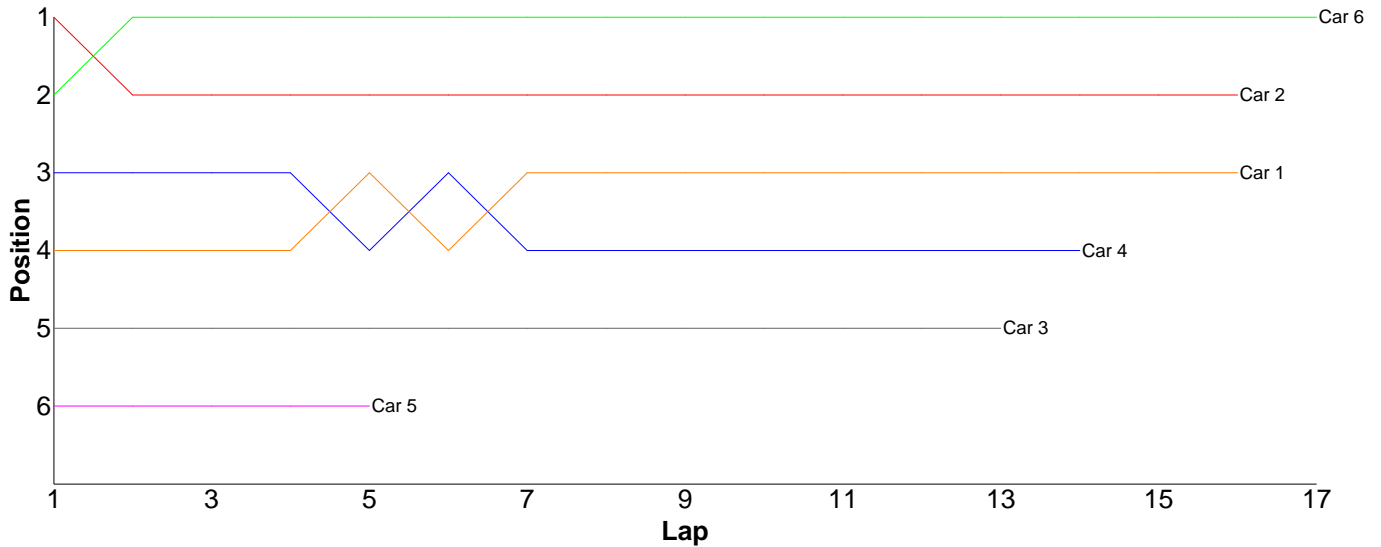
Lap	Car 1	Car 2	Car 3	Car 4	Car 5	Car 6
1	26.33	32.62	28.61	88.80		27.89
2	27.23	26.85	29.13	54.35		36.69
3	29.14	28.33	32.85			123.04
4	27.26	27.70	30.68			29.34
5	43.87	27.86	45.28			
6	27.38	27.35	34.05			
7	27.29	27.61	30.43			
8	28.29	27.54	30.55			
9	27.37	33.27				
10	26.42	26.58				
11	26.88	27.42				
12						



Heat 4 - Round 2 (Stock Touring)

Pos	Car	Form	Name	Member Type	Car Make	Result	Ave	Best
1	6		Mark Fagan	2009	Serpent	17 / 318.30	18.72	18.11
2	2	F2	James Davis	2009	Tamiya	16 / 303.26	18.95	18.25
3	1	F2	Kieran Stokes (J)	2009	Xray	16 / 308.06	19.25	18.48
4	4		Lee Smith	08XX	Associated	14 / 304.51	21.75	18.65
5	3	F2	Andy Lewis	2009	Hot Bodies	13 / 307.24	23.63	21.70
6	5		Jason Saunders	G09A	Yokomo	5 / 313.98	62.79	20.90

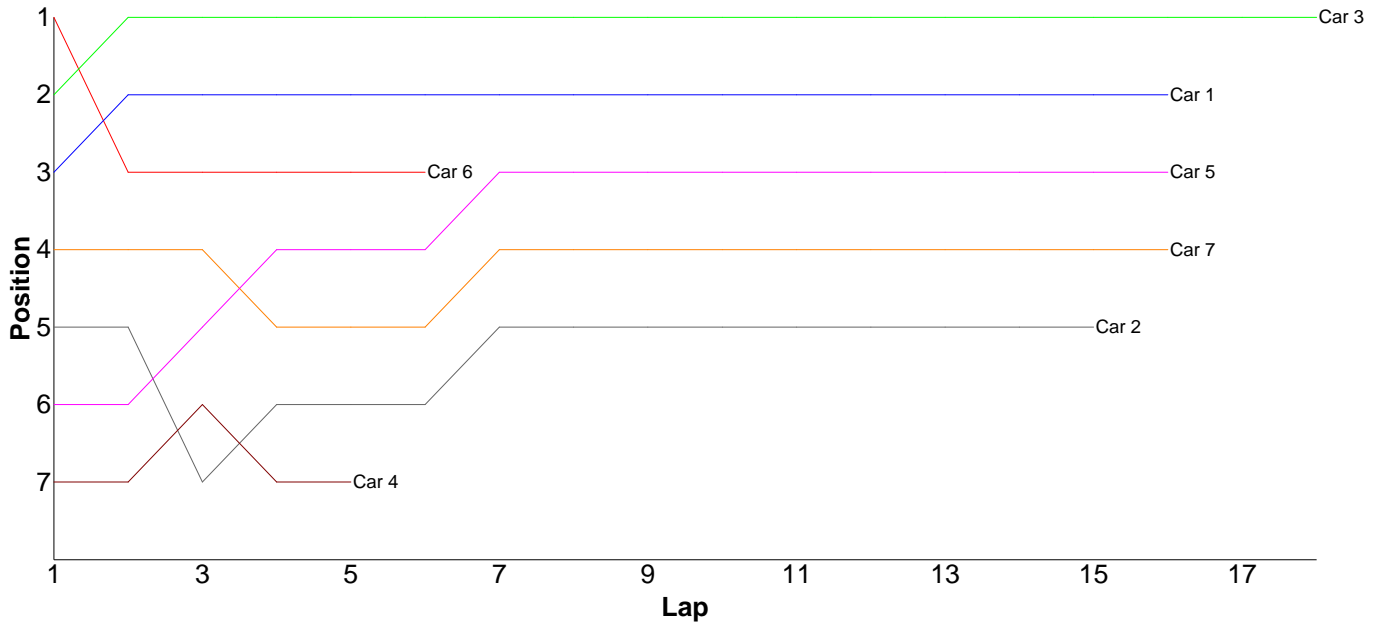
Lap	Car 1	Car 2	Car 3	Car 4	Car 5	Car 6
1	20.06	18.85	21.70	19.32	224.39	18.91
2	19.36	18.65	24.85	19.45	23.08	18.19
3	18.78	18.46	23.60	18.96	22.26	18.40
4	18.99	18.47	22.94	18.80	23.35	18.49
5	18.93	20.20	24.33	20.99	20.90	18.60
6	20.10	18.68	23.00	18.65		18.11
7	19.62	20.63	22.44	26.64		18.46
8	19.03	18.80	22.93	20.35		18.24
9	18.48	18.60	21.87	21.39		18.92
10	18.73	18.67	25.69	27.72		19.26
11	19.12	20.67	25.59	25.47		18.60
12	18.95	18.90	24.25	18.82		18.24
13	19.06	18.48	24.05	28.61		20.96
14	18.93	18.25		19.34		19.00
15	20.80	18.45				19.00
16	19.12	18.50				18.37
17						18.55
18						



Heat 5 - Round 2 (Stock Touring)

Pos	Car	Form	Name	Member Type	Car Make	Result	Ave	Best
1	3	F2	Scott Hauser	2009	Xray	18 / 308.73	17.15	16.63
2	1	F2	Robin Francis	2009	Hot Bodies	16 / 304.46	19.02	17.63
3	5		Gary Fuller	2009	Xray	16 / 308.72	19.29	17.77
4	7		Chris Bradshaw	2009	Xray	16 / 316.68	19.79	18.55
5	2	F2	Scott Stokes	2009	Xray	15 / 302.54	20.16	18.68
6	6	F2	Craig Murrell (J)	2009	Xray	6 / 120.24	20.04	17.87
7	4	F2	Dave Skelton	2009	Xray	5 / 106.50	21.30	18.18

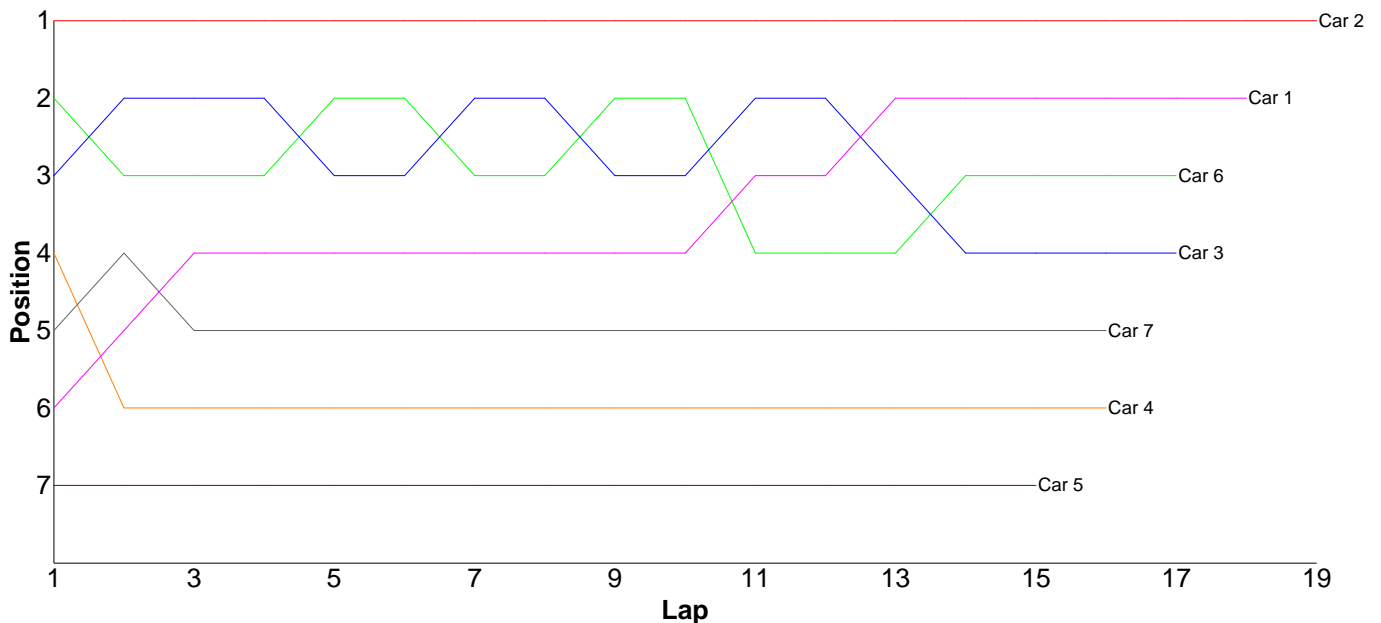
Lap	Car 1	Car 2	Car 3	Car 4	Car 5	Car 6	Car 7
1	19.37	22.98	18.47	24.62	23.84	17.87	20.17
2	18.31	19.57	16.85	18.18	18.84	19.95	19.50
3	17.87	21.91	17.04	21.03	18.74	18.55	19.78
4	17.94	19.29	17.15	21.54	19.94	19.61	22.43
5	20.88	21.17	17.39	21.13	19.03	23.67	21.44
6	18.65	21.22	17.61		21.62	20.59	20.57
7	18.39	20.39	17.22		19.14		19.30
8	18.49	20.41	16.98		20.40		18.99
9	18.76	19.20	17.82		18.42		19.31
10	23.57	18.95	17.10		18.69		19.75
11	17.85	18.95	16.88		18.44		19.47
12	17.66	18.68	16.97		18.34		18.55
13	22.10	18.72	16.99		19.16		19.45
14	18.53	20.82	17.10		17.77		19.06
15	18.46	20.28	17.06		18.41		19.44
16	17.63		16.64		17.94		19.47
17			16.63				
18			16.83				
19							



Heat 6 - Round 2 (Stock Touring)

Pos	Car	Form	Name	Member Type	Car Make	Result	Ave	Best
1	2		Rob Baxter	G09A	Xray	19 / 315.38	16.59	16.16
2	1	F1	Nigel Moss	2009	Hot Bodies	18 / 315.65	17.53	16.66
3	6	F1	Jon Wilkins	2009	Hot Bodies	17 / 302.25	17.77	16.97
4	3		Kevin Bissell	2009	Hot Bodies	17 / 303.85	17.87	17.19
5	7		Chris Graco	G08a	Xray	16 / 301.26	18.82	17.90
6	4	F1	Ian Cairns	2009	Xray	16 / 305.92	19.12	17.98
7	5	F1	David Clift	2009		15 / 306.61	20.44	16.91

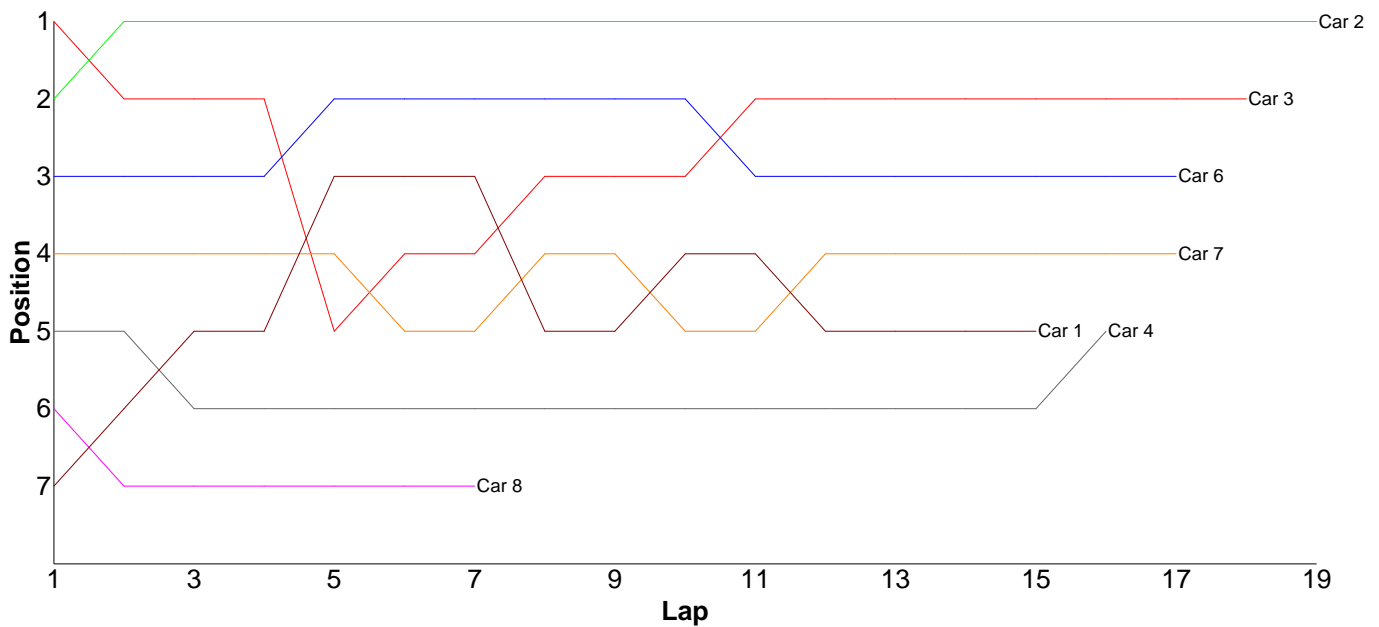
Lap	Car 1	Car 2	Car 3	Car 4	Car 5	Car 6	Car 7
1	23.49	16.38	17.62	20.11	23.56	17.57	21.68
2	17.22	16.65	17.19	24.67	22.17	17.46	18.78
3	17.22	16.76	17.33	18.85	20.64	17.67	18.56
4	17.14	16.66	17.64	19.14	16.91	17.08	18.92
5	18.43	16.73	17.74	18.52	23.85	17.38	18.10
6	17.33	16.49	17.74	18.47	17.51	17.74	18.14
7	16.88	16.43	17.83	17.98	20.29	18.83	17.90
8	17.15	16.38	18.19	18.30	17.40	18.13	18.01
9	17.06	16.46	18.07	18.06	18.15	17.28	18.84
10	17.11	16.16	17.85	21.48	17.12	17.75	18.16
11	16.66	16.48	17.71	18.21	16.98	19.12	18.45
12	17.12	17.10	17.65	18.41	22.97	16.97	18.98
13	16.92	16.83	18.79	18.55	17.81	18.59	19.42
14	17.07	16.59	17.76	18.34	26.59	17.36	18.84
15	17.13	16.53	18.00	18.51	24.66	17.65	19.00
16	17.57	16.55	17.82	18.32		18.10	19.48
17	16.95	16.46	18.92			17.57	
18	17.20	17.03					
19		16.71					
20							



Heat 7 - Round 2 (Pro-Stock)

Pos	Car	Form	Name	Member Type	Car Make	Result	Ave	Best
1	2	F1	John Zottl	2009	Xray	19 / 300.44	15.81	15.43
2	3	F1	Kieran Clift (J)	2009	Schumacher	18 / 308.20	17.12	15.82
3	6	F2	Neil Talbot	2009	Xray	17 / 295.21	17.36	16.20
4	7		Darren Sullivan	G08a	Serpent	17 / 306.52	18.03	16.90
5	4		Jordan Barnes (J)	G08a	Xray	16 / 317.61	19.85	17.64
6	1		Jamie Vassallo	2009	Schumacher	15 / 279.54	18.63	15.69
7	8		Paul Barnes	G08a	Team Magic	7 / 161.73	23.10	17.91
8	5		Graham Staples	G09A	Xray	0 / 0.00	0.00	0.00

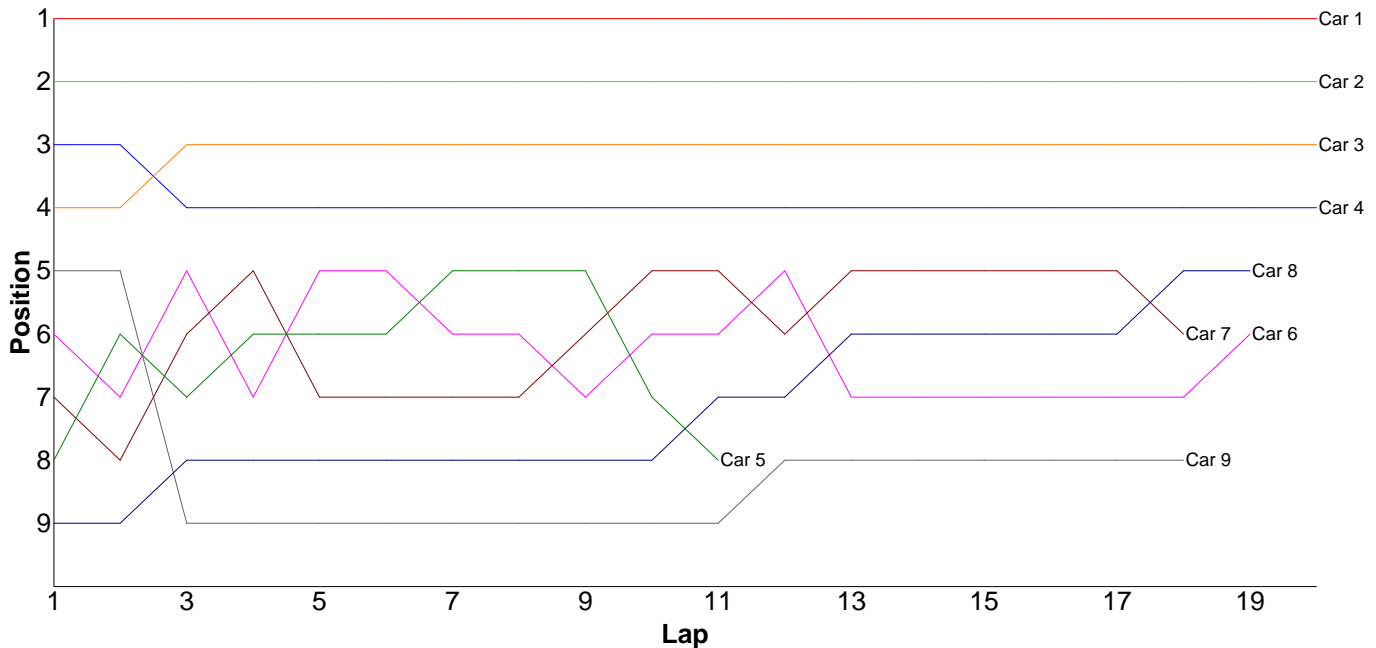
Lap	Car 1	Car 2	Car 3	Car 4	Car 5	Car 6	Car 7	Car 8
1	19.96	16.69	16.06	17.68		17.06	17.40	17.91
2	18.23	15.88	16.57	18.70		17.09	17.59	27.32
3	16.31	16.04	16.22	18.77		16.49	17.77	18.70
4	16.17	15.73	16.06	20.53		16.69	17.34	19.79
5	16.64	15.65	24.49	20.13		16.57	18.55	21.55
6	16.62	16.12	15.82	19.99		17.01	18.62	31.70
7	16.20	15.91	16.32	24.03		17.53	16.94	24.76
8	22.78	15.90	17.60	21.08		16.20	17.05	
9	16.05	15.67	16.05	18.15		17.92	17.39	
10	16.23	15.56	16.03	17.64		16.50	18.81	
11	16.73	15.84	16.52	18.66		20.45	17.42	
12	37.14	15.71	16.36	18.56		16.99	19.94	
13	16.22	15.43	16.56	28.79		16.92	18.13	
14	15.69	15.44	15.94	18.11		17.88	21.46	
15	18.57	15.50	15.89	18.28		17.08	17.61	
16		15.60	16.95	18.51		17.18	17.60	
17		15.76	21.33			19.65	16.90	
18		16.23	17.43					
19		15.78						
20								



Heat 8 - Round 2 (Pro-Stock)

Pos	Car	Form	Name	Member Type	Car Make	Result	Ave	Best
1	1		Glen Westwood	2009	Schumacher	20 / 301.07	15.05	14.70
2	2		Jay Westwood	2009	Schumacher	20 / 305.25	15.26	14.70
3	3		Mark Sadler	08XX	Hot Bodies	20 / 306.27	15.31	14.87
4	4		Matthew Quinlisk	2009	Hot Bodies	20 / 315.57	15.77	15.25
5	8	F1	Brian Killick	2009	Xray	19 / 306.33	16.12	15.35
6	6		Ori Sohachevsky	2009	Schumacher	19 / 313.01	16.47	15.24
7	7	F1	Nick Adams	2009	Tamiya	18 / 290.73	16.15	15.35
8	9	F1	Scott Hauser	2009	Xray	18 / 305.28	16.96	15.43
9	5		Tim Langdell	08XX	Serpent	11 / 179.56	16.32	15.57

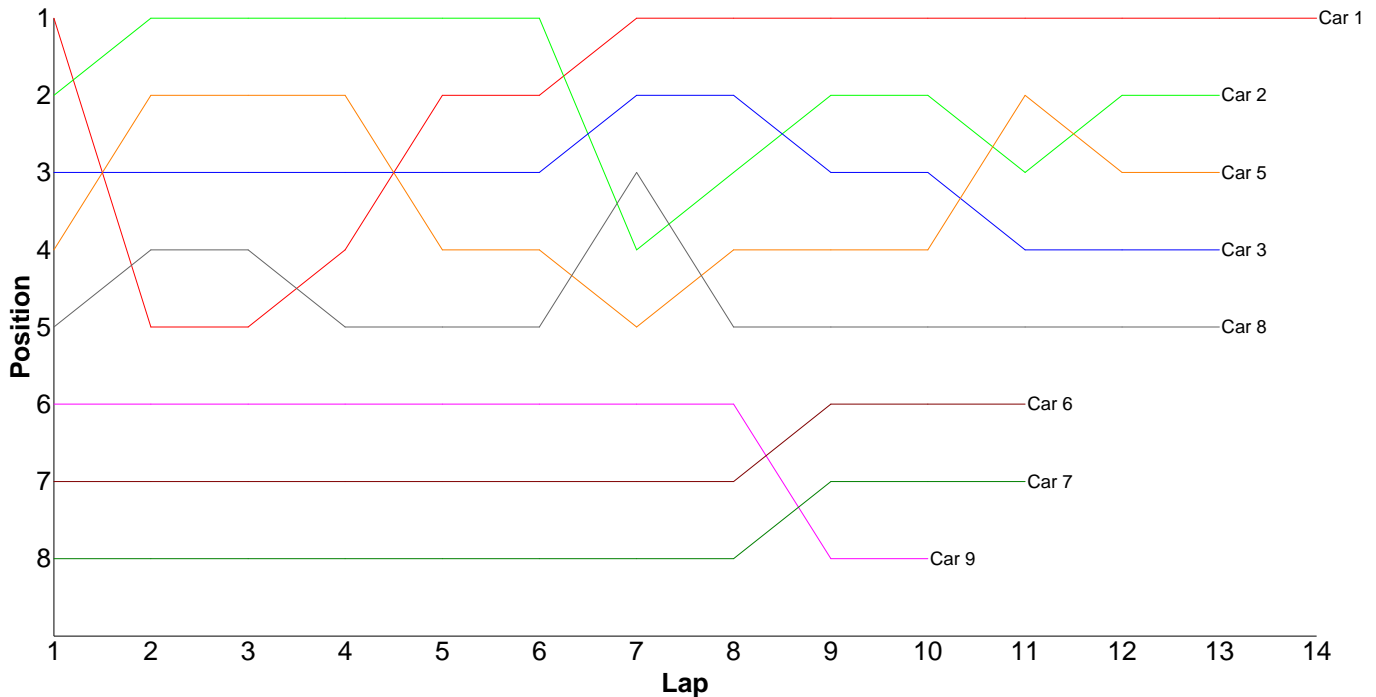
Lap	Car 1	Car 2	Car 3	Car 4	Car 5	Car 6	Car 7	Car 8	Car 9
1	14.77	14.90	15.66	15.58	16.23	16.10	16.11	17.63	15.91
2	14.70	14.70	15.45	15.25	15.74	15.96	16.67	16.27	16.00
3	14.73	14.93	15.67	16.19	16.59	15.61	15.70	16.43	21.60
4	14.78	14.82	15.00	15.58	15.92	16.96	15.94	16.59	16.30
5	14.96	16.32	14.87	15.88	15.94	15.43	16.39	16.02	15.67
6	14.82	15.03	15.03	15.93	15.78	16.09	15.61	16.41	16.78
7	15.22	15.12	15.12	15.54	15.57	15.98	17.16	16.24	15.81
8	14.79	15.20	15.26	16.01	15.64	16.13	15.70	15.54	16.14
9	14.97	15.00	15.36	15.66	15.80	17.46	15.35	15.62	17.24
10	14.81	15.37	15.46	15.78	18.59	15.58	15.64	15.72	21.55
11	15.82	14.90	15.18	15.79	17.76	15.24	16.21	15.72	17.25
12	15.28	15.16	15.33	15.65		15.40	16.40	15.52	15.45
13	14.91	15.19	15.46	15.67		25.67	15.57	17.06	15.75
14	15.51	15.20	15.40	15.90		15.82	17.31	15.79	15.43
15	15.09	16.91	15.28	16.11		17.23	16.29	15.76	19.18
16	14.99	15.33	15.21	15.61		15.70	15.77	16.48	16.91
17	15.12	15.25	15.24	15.57		15.58	16.26	15.35	16.43
18	14.92	15.19	15.09	16.55		15.44	16.65	15.77	15.88
19	15.57	15.40	15.62	15.59		15.63		16.41	
20	15.31	15.33	15.58	15.73					
21									



Heat 9 - Round 2 (Bikes 1/5th)

Pos	Car	Form	Name	Member Type	Car Make	Result	Ave	Best
1	1	F1	Roki Read	2009		14 / 308.29	22.02	20.78
2	2		Simon Lancaster	G09A		13 / 302.35	23.25	21.30
3	5		Graham Clarke	G09A		13 / 303.50	23.34	21.75
4	3	F1	Steve Leake	2009		13 / 304.97	23.45	21.82
5	8		Dave Richards	2009		13 / 316.70	24.36	22.22
6	6		Chris Groom	2009		11 / 314.90	28.62	23.39
7	7	F2	Scott Adderson	2009		11 / 322.83	29.34	24.52
8	9		Matthew Book	2009		10 / 310.17	31.01	27.75
9	4	F1	Andy Carless	2009		0 / 0.00	0.00	0.00

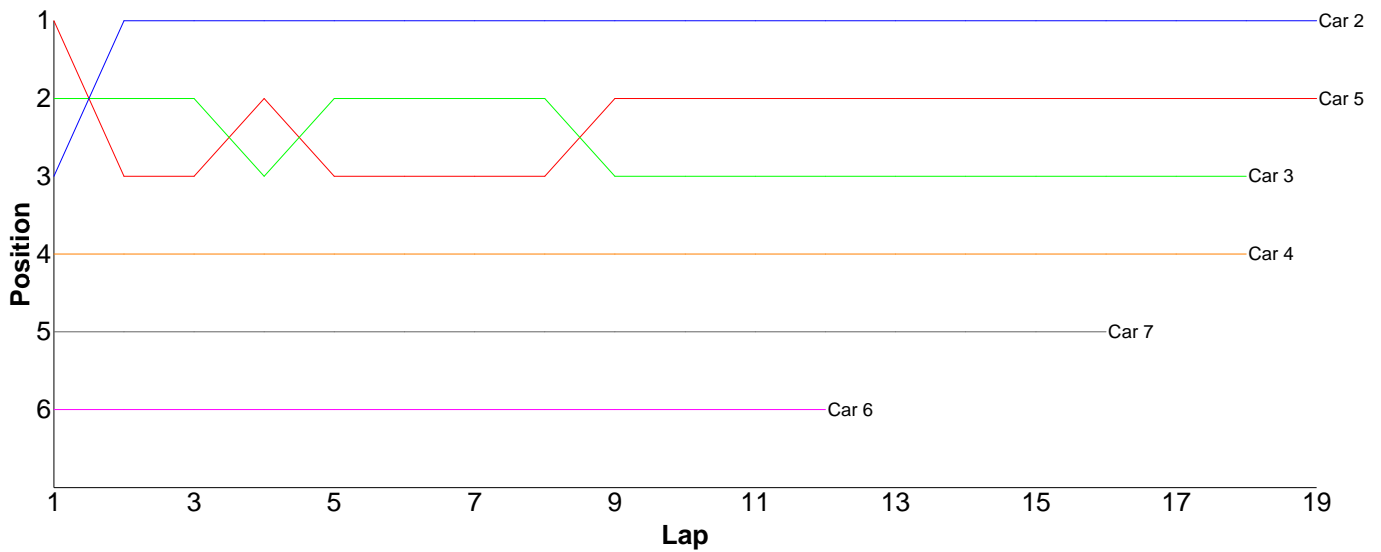
Lap	Car 1	Car 2	Car 3	Car 4	Car 5	Car 6	Car 7	Car 8	Car 9
1	22.27	22.29	22.46		22.70	51.32	62.69	23.75	33.07
2	27.58	22.15	23.15		22.38	26.21	25.50	23.00	28.75
3	21.77	22.03	22.60		22.65	24.35	25.62	22.75	29.77
4	20.78	21.94	23.69		22.39	27.64	24.72	23.31	27.75
5	21.35	22.80	22.85		27.80	23.65	26.61	25.13	31.31
6	21.81	22.40	22.92		22.26	32.26	29.27	24.95	28.41
7	21.32	33.28	27.57		27.44	26.76	26.52	23.36	32.79
8	21.52	22.14	22.89		25.23	32.01	26.34	26.70	31.77
9	21.65	21.70	23.52		21.75	23.92	25.33	27.23	37.60
10	21.74	23.47	24.52		22.35	23.39	24.52	28.33	28.95
11	21.51	25.52	24.67		22.32	23.39	25.71	22.59	
12	21.40	21.30	22.31		22.09			22.22	
13	21.95	21.33	21.82		22.14			23.38	
14	21.64								
15									



Heat 10 - Round 2 (IC Touring)

Pos	Car	Form	Name	Member Type	Car Make	Result	Ave	Best
1	2	F1	David Forsythe	2009	Xray	19 / 301.09	15.84	14.75
2	5	F2	Phillip Pullen	2009	Mugen	19 / 316.10	16.63	15.94
3	3	F2	Les Mainwaring	2009	Mugen	18 / 305.16	16.95	15.94
4	4		Jim Beesley	2009	Serpent	18 / 316.45	17.58	15.84
5	7		Colin Taggart	2009	Xray	16 / 300.96	18.81	16.11
6	6	F2	Mark Fagan	2009	Serpent	12 / 300.86	25.07	16.07
7	1	F1	John Zottl	2009	Xray	0 / 0.00	0.00	0.00

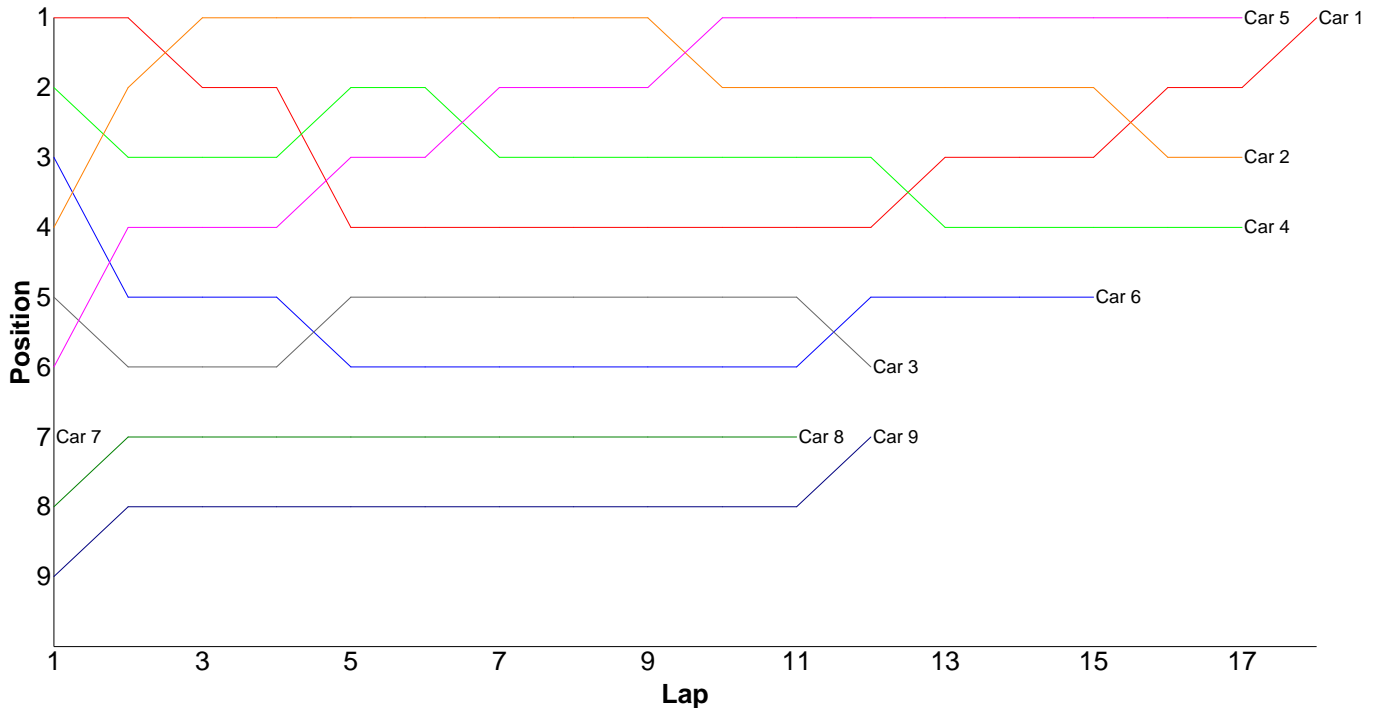
Lap	Car 1	Car 2	Car 3	Car 4	Car 5	Car 6	Car 7
1		16.84	16.52	20.36	16.38	102.60	20.44
2		15.60	16.26	16.70	17.04	16.58	21.24
3		14.75	16.51	16.24	16.44	16.07	16.73
4		14.93	17.08	15.96	16.44	18.00	16.88
5		15.41	16.03	15.86	16.23	16.31	16.45
6		16.92	15.94	18.09	16.59	24.89	26.80
7		15.35	16.23	16.48	16.14	19.83	25.98
8		18.92	17.03	17.12	17.15	17.17	17.51
9		15.43	22.82	19.01	16.66	18.81	16.60
10		16.03	16.88	16.67	16.19	17.43	20.44
11		15.17	17.43	17.26	17.03	16.83	16.44
12		15.37	16.06	16.42	17.26	16.34	18.06
13		15.90	16.10	18.07	15.94		18.32
14		15.60	16.36	16.29	16.33		16.11
15		15.70	17.87	15.84	17.24		16.41
16		15.22	16.73	16.08	16.39		16.55
17		15.36	16.66	18.09	16.51		
18		15.03	16.65	25.91	16.73		
19		17.56			17.41		
20							



Heat 1 - Round 3 (Formula GT)

Pos	Car	Form	Name	Member Type	Car Make	Result	Ave	Best
1	1	F4	Jon Wilkins	2009	Associated	18 / 313.26	17.40	16.32
2	5		Rob Baxter	G09B	Tamiya	17 / 292.13	17.18	16.47
3	2	F4	Tim Webb	2009	Tamiya	17 / 303.14	17.83	16.99
4	4	F3	Dave Skelton	2009	Associated	17 / 309.97	18.23	16.78
5	6		Martin Trice	2009	HPI	15 / 309.46	20.63	17.25
6	3		Gerald Page	2009	Associated	12 / 251.96	20.99	18.05
7	9	F4	Brian Killick	2009	Tamiya	12 / 300.92	25.07	18.71
8	8	F4	Neil Talbot	2009	Tamiya	11 / 264.45	24.04	21.06
9	7		Scott Stokes	08XX	Tamiya	1 / 20.60	20.60	20.60

Lap	Car 1	Car 2	Car 3	Car 4	Car 5	Car 6	Car 7	Car 8	Car 9
1	17.68	17.99	18.55	17.76	18.67	17.90	20.60	25.70	60.11
2	16.92	17.32	18.58	18.41	17.95	18.86		22.61	21.87
3	17.91	17.02	18.24	17.33	17.21	17.70		24.04	19.70
4	16.99	17.09	19.00	17.50	17.58	19.31		23.45	19.27
5	22.40	17.23	18.56	17.23	17.14	25.02		32.58	30.11
6	16.61	17.09	18.05	16.78	16.71	18.69		21.06	24.24
7	16.71	16.99	18.07	17.73	16.71	18.12		27.46	25.90
8	16.42	17.11	18.67	17.46	17.01	17.25		21.34	20.39
9	16.32	17.00	19.24	16.86	16.60	19.67		22.54	19.34
10	16.98	19.06	18.83	17.43	17.01	36.40		21.97	18.71
11	20.62	17.35	19.58	18.29	17.12	18.09		21.70	21.48
12	16.67	17.15	46.59	17.73	16.84	22.30			19.80
13	16.64	17.27		23.47	16.47	24.23			
14	16.85	17.21		20.89	17.32	18.18			
15	16.75	17.49		20.10	16.90	17.74			
16	16.85	24.34		17.45	17.30				
17	16.66	18.43		17.55	17.59				
18	17.28								
19									




Heat 2 - Round 3 (EP Sport)

Pos	Car	Form	Name	Member Type	Car Make	Result	Ave	Best
1	1	F2	Nicholas Mugridge	2009	HPI	14 / 307.93	21.99	21.02
2	3		Jack Sohachevsky (J)	G09A	Xray	6 / 265.90	44.31	34.01
3	2	F2	Tim Mugridge	2009	Yokomo	3 / 125.15	41.71	28.14

Lap Car 1 Car 2 Car 3

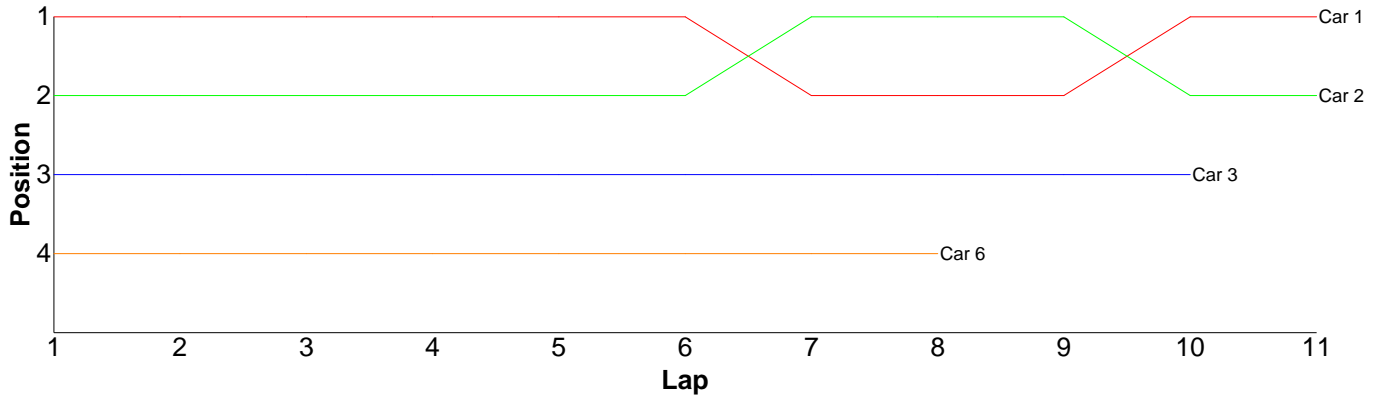
1	22.01	28.14	47.04
2	21.61	67.33	58.74
3	22.00	29.68	37.18
4	21.43		44.89
5	21.24		44.04
6	21.43		34.01
7	21.40		
8	28.28		
9	21.09		
10	22.28		
11	21.20		
12	21.57		
13	21.37		
14	21.02		
15			



Heat 3 - Round 3 (Bikes 1/8th)

Pos	Car	Form	Name	Member Type	Car Make	Result	Ave	Best
1	1		Chris Groom	2009		11 / 311.29	28.29	25.38
2	2	F4	Andy Carless	2009		11 / 314.92	28.62	26.84
3	3	F4	Scott Adderson	2009		10 / 304.72	30.47	28.57
4	6		Gerald Page	2009		8 / 329.95	41.24	30.35
=5	4		Simon Lancaster	G09B		0 / 0.00	0.00	0.00
=5	5		Dave Richards	2009		0 / 0.00	0.00	0.00

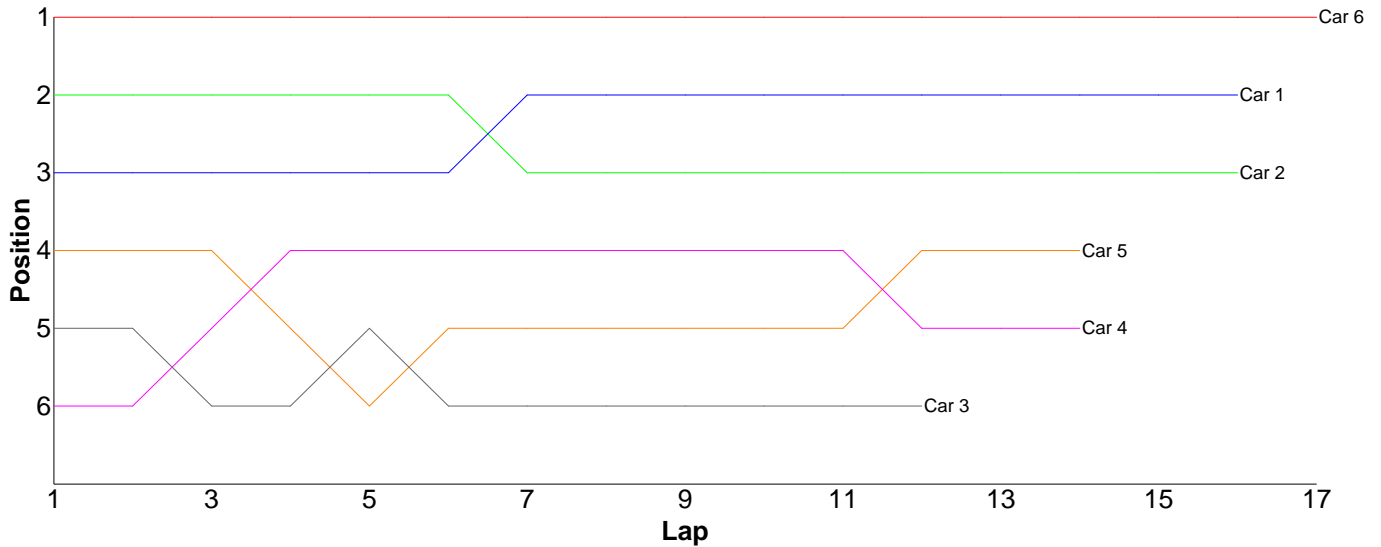
Lap	Car 1	Car 2	Car 3	Car 4	Car 5	Car 6
1	27.16	29.61	36.08			45.41
2	27.52	28.17	30.25			30.42
3	28.79	32.62	35.31			82.26
4	26.71	27.12	29.27			32.62
5	34.05	28.44	28.57			30.35
6	25.93	26.84	29.84			45.84
7	38.34	27.41	28.87			30.48
8	25.96	31.75	29.21			32.57
9	25.72	27.77	28.60			
10	25.73	27.73	28.72			
11	25.38	27.46				
12						



Heat 4 - Round 3 (Stock Touring)

Pos	Car	Form	Name	Member Type	Car Make	Result	Ave	Best
1	6		Mark Fagan	2009	Serpent	17 / 312.47	18.38	17.84
2	1	F2	Kieran Stokes (J)	2009	Xray	16 / 306.69	19.16	18.43
3	2	F2	James Davis	2009	Tamiya	16 / 317.25	19.82	17.65
4	5		Jason Saunders	G09A	Yokomo	14 / 306.13	21.86	19.61
5	4		Lee Smith	08XX	Associated	14 / 317.10	22.65	19.71
6	3	F2	Andy Lewis	2009	Hot Bodies	12 / 302.17	25.18	21.50

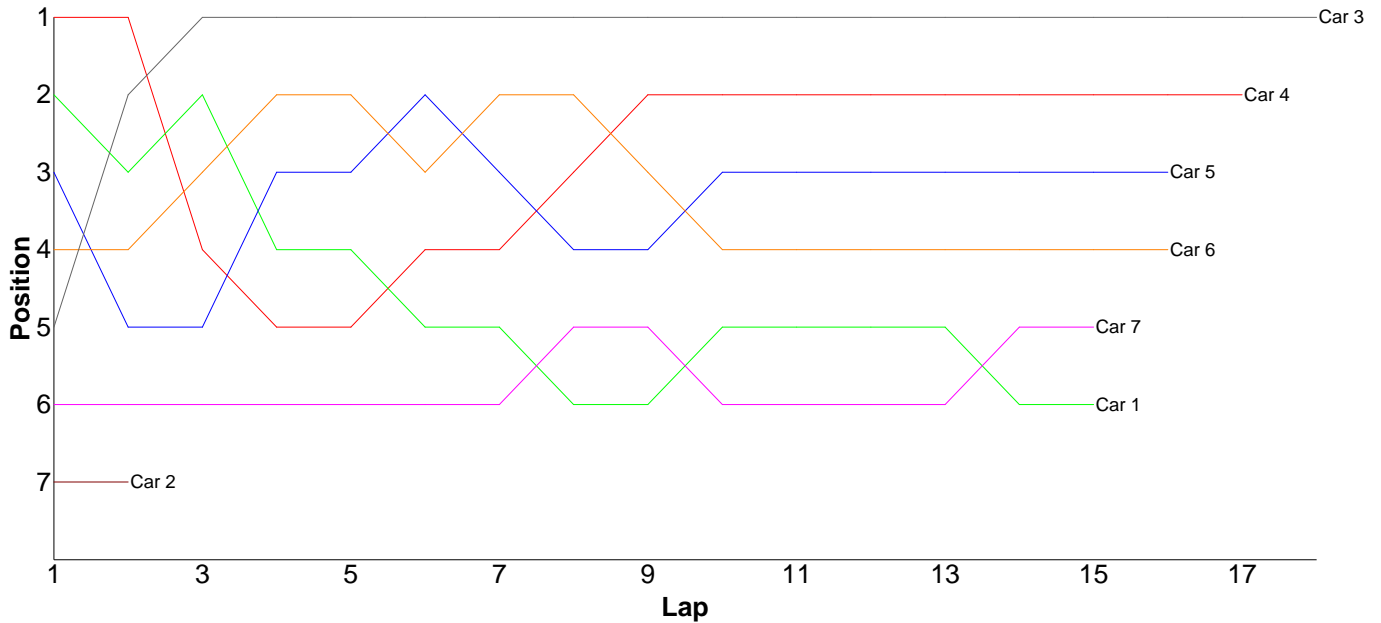
Lap	Car 1	Car 2	Car 3	Car 4	Car 5	Car 6
1	19.36	18.64	21.50	31.96	21.27	17.89
2	19.42	17.65	25.49	21.38	25.59	18.12
3	19.62	18.09	27.58	20.19	26.18	18.23
4	19.69	20.97	23.84	19.71	25.22	19.51
5	20.02	18.53	24.97	20.02	26.80	18.53
6	18.89	18.14	27.25	19.99	20.62	18.29
7	18.95	38.54	21.72	23.12	20.34	17.98
8	18.43	18.38	22.30	24.43	20.23	18.32
9	18.62	18.48	30.25	20.91	19.69	18.41
10	18.65	18.49	22.34	23.03	19.99	18.42
11	19.45	17.92	30.26	20.91	20.87	18.37
12	18.62	18.20	24.67	24.38	19.96	19.06
13	19.06	19.22		20.12	19.61	18.22
14	19.94	18.85		26.95	19.76	17.84
15	19.21	18.72				18.54
16	18.76	18.43				18.45
17						18.29
18						



Heat 5 - Round 3 (Stock Touring)

Pos	Car	Form	Name	Member Type	Car Make	Result	Ave	Best
1	3	F2	Scott Hauser	2009	Xray	18 / 314.56	17.47	16.55
2	4	F2	Dave Skelton	2009	Xray	17 / 314.28	18.48	17.30
3	5		Gary Fuller	2009	Xray	16 / 305.40	19.08	18.42
4	6	F2	Craig Murrell (J)	2009	Xray	16 / 309.60	19.35	17.75
5	7		Chris Bradshaw	2009	Xray	15 / 304.09	20.27	18.44
6	1	F2	Robin Francis	2009	Hot Bodies	15 / 304.60	20.30	17.48
7	2	F2	Scott Stokes	2009	Xray	2 / 53.50	26.75	25.43

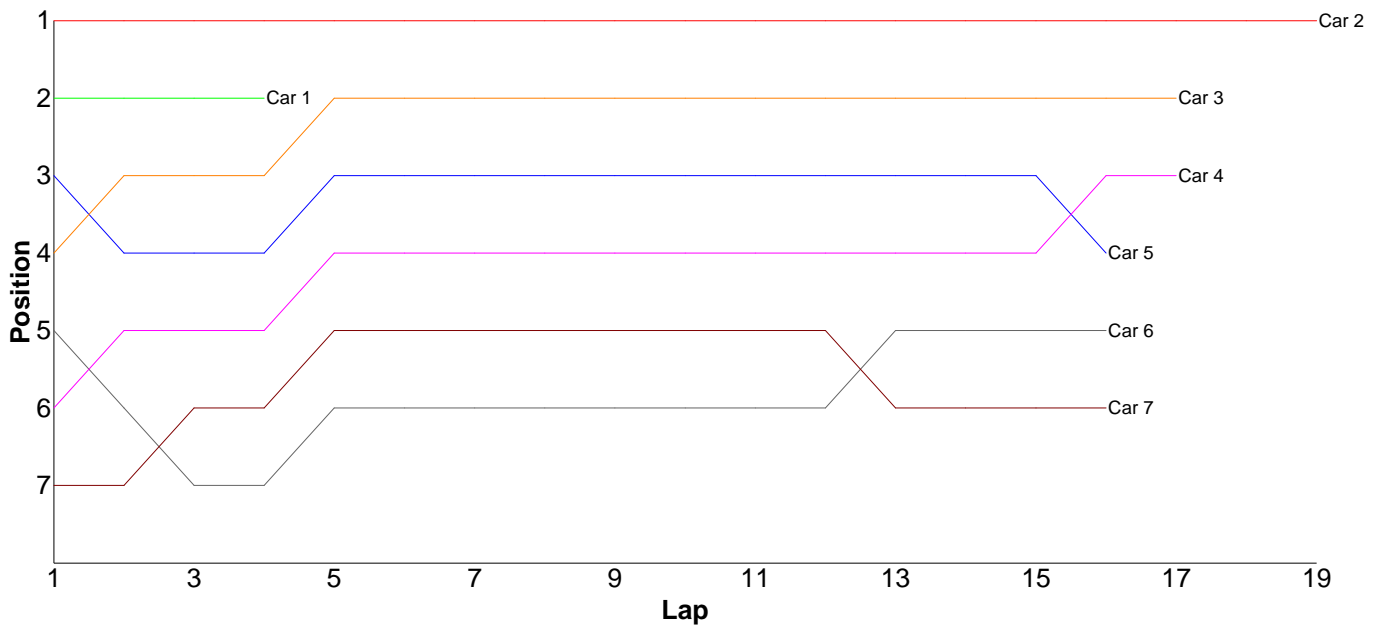
Lap	Car 1	Car 2	Car 3	Car 4	Car 5	Car 6	Car 7
1	18.02	25.43	19.57	17.30	19.17	19.17	20.68
2	19.12	28.07	17.08	18.74	18.64	18.47	20.53
3	17.48		17.02	20.05	19.26	17.86	19.50
4	24.58		17.74	24.47	18.98	20.00	23.65
5	19.07		17.53	17.76	18.44	18.16	20.40
6	20.57		16.86	17.66	18.60	19.64	18.55
7	18.30		17.13	17.39	19.21	17.75	19.31
8	25.22		16.71	18.63	20.24	20.46	19.35
9	18.38		16.76	17.51	18.89	18.83	18.44
10	18.99		16.86	19.15	18.77	22.98	20.82
11	19.41		16.55	19.06	20.12	19.26	18.78
12	20.94		21.44	17.48	20.16	23.45	20.51
13	19.63		16.90	17.69	18.77	18.10	20.09
14	20.97		16.88	18.36	18.53	18.03	19.17
15	23.92		18.96	17.64	18.42	18.90	24.31
16			16.63	17.87	19.20	18.54	
17			16.70	17.52			
18			17.24				
19							



Heat 6 - Round 3 (Stock Touring)

Pos	Car	Form	Name	Member Type	Car Make	Result	Ave	Best
1	2		Rob Baxter	G09A	Xray	19 / 313.12	16.48	16.14
2	3		Kevin Bissell	2009	Hot Bodies	17 / 303.62	17.86	17.19
3	4	F1	Ian Cairns	2009	Xray	17 / 318.45	18.73	17.96
4	5	F1	David Clift	2009		16 / 304.43	19.02	16.86
5	6	F1	Jon Wilkins	2009	Hot Bodies	16 / 305.22	19.07	16.96
6	7		Chris Graco	G08a	Xray	16 / 312.58	19.53	18.32
7	1	F1	Nigel Moss	2009	Hot Bodies	4 / 67.05	16.76	16.48

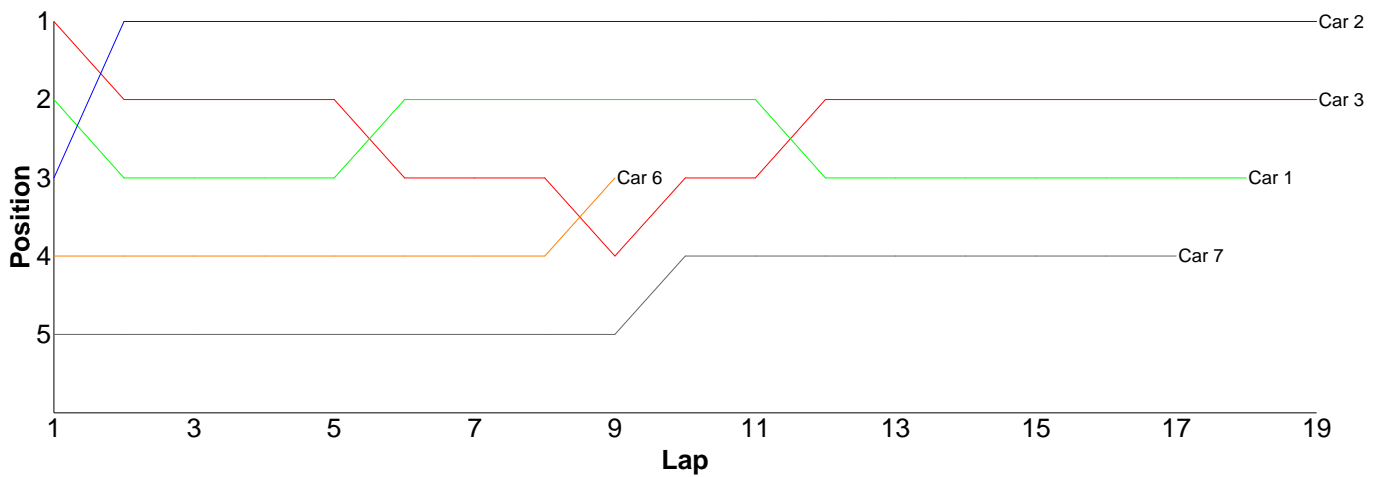
Lap	Car 1	Car 2	Car 3	Car 4	Car 5	Car 6	Car 7
1	17.26	16.14	17.44	19.79	17.34	19.68	22.09
2	16.83	16.19	17.19	18.53	20.14	20.22	18.89
3	16.48	16.65	17.34	17.96	18.65	38.97	18.98
4	16.48	16.27	17.51	19.35	17.50	18.23	18.63
5		16.46	17.56	18.47	16.86	17.49	18.32
6		16.53	17.47	18.59	17.28	17.24	20.34
7		16.42	17.42	18.43	17.52	16.96	18.81
8		16.44	17.43	18.28	19.88	17.23	18.85
9		16.63	17.63	18.22	17.52	17.25	18.33
10		16.53	17.23	18.25	16.87	17.48	18.41
11		16.17	18.21	18.68	17.54	17.43	20.34
12		16.75	18.35	18.75	17.23	17.09	18.44
13		16.50	17.95	19.31	17.63	17.30	22.29
14		16.54	17.87	19.22	19.12	17.60	18.92
15		16.47	19.67	18.96	26.20	17.69	19.44
16		16.81	18.60	18.76	27.15	17.36	21.50
17		16.45	18.75	18.90			
18		16.54					
19		16.63					
20							



Heat 7 - Round 3 (Pro-Stock)

Pos	Car	Form	Name	Member Type	Car Make	Result	Ave	Best
1	2	F1	John Zottl	2009	Xray	19 / 303.38	15.96	15.45
2	3	F1	Kieran Clift (J)	2009	Schumacher	19 / 312.29	16.43	15.60
3	1		Jamie Vassallo	2009	Schumacher	18 / 312.94	17.38	16.03
4	7		Darren Sullivan	G08a	Serpent	17 / 300.22	17.66	16.63
5	6	F2	Neil Talbot	2009	Xray	9 / 152.42	16.93	16.53
=6	4		Jordan Barnes (J)	G08a	Xray	0 / 0.00	0.00	0.00
=6	5		Graham Staples	G09A	Xray	0 / 0.00	0.00	0.00
=6	8		Paul Barnes	G08a	Team Magic	0 / 0.00	0.00	0.00

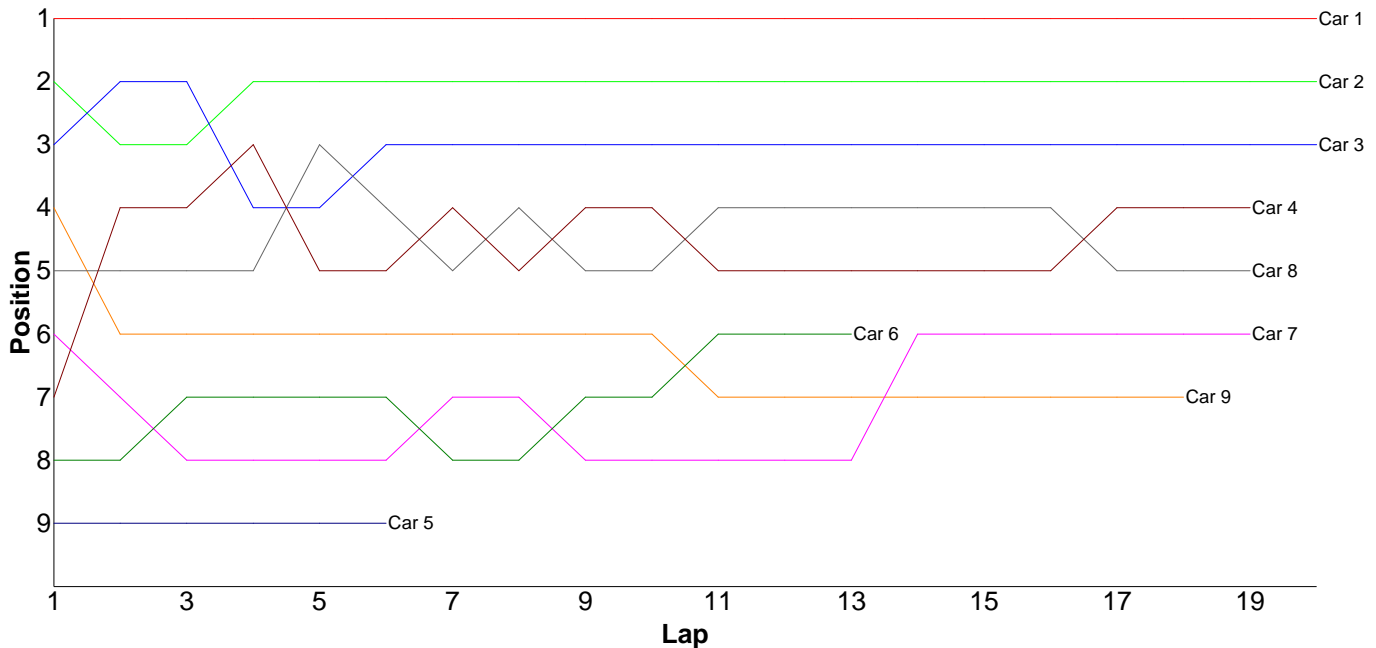
Lap	Car 1	Car 2	Car 3	Car 4	Car 5	Car 6	Car 7	Car 8
1	16.07	16.35	16.00			16.64	17.49	
2	16.48	16.00	16.36			17.29	17.52	
3	16.08	15.70	15.70			16.93	17.52	
4	16.03	15.45	16.49			16.77	17.63	
5	17.24	15.94	15.77			17.60	16.91	
6	16.93	15.55	19.52			17.13	17.29	
7	16.41	15.62	16.71			16.72	19.15	
8	16.41	16.91	16.74			16.81	17.01	
9	19.46	15.83	19.24			16.53	16.71	
10	16.31	15.65	16.09				17.60	
11	17.06	15.75	16.09				18.06	
12	16.18	15.67	15.60				20.79	
13	21.30	15.57	15.94				18.30	
14	21.25	15.87	16.39				17.06	
15	16.27	15.73	15.87				17.17	
16	20.58	16.35	15.78				17.38	
17	16.65	15.55	16.17				16.63	
18	16.23	15.77	15.96					
19		18.12	15.87					
20								



Heat 8 - Round 3 (Pro-Stock)

Pos	Car	Form	Name	Member Type	Car Make	Result	Ave	Best
1	1		Glen Westwood	2009	Schumacher	20 / 300.65	15.03	14.69
2	2		Jay Westwood	2009	Schumacher	20 / 302.02	15.10	14.79
3	3		Mark Sadler	08XX	Hot Bodies	20 / 312.26	15.61	15.25
4	4		Matthew Quinlisk	2009	Hot Bodies	19 / 302.15	15.90	15.45
5	8	F1	Brian Killick	2009	Xray	19 / 303.13	15.95	15.60
6	7	F1	Nick Adams	2009	Tamiya	19 / 312.57	16.45	15.48
7	9	F1	Scott Hauser	2009	Xray	18 / 300.79	16.71	15.75
8	6		Ori Sohachevsky	2009	Schumacher	13 / 212.64	16.35	15.12
9	5		Tim Langdell	08XX	Serpent	6 / 104.85	17.47	16.93

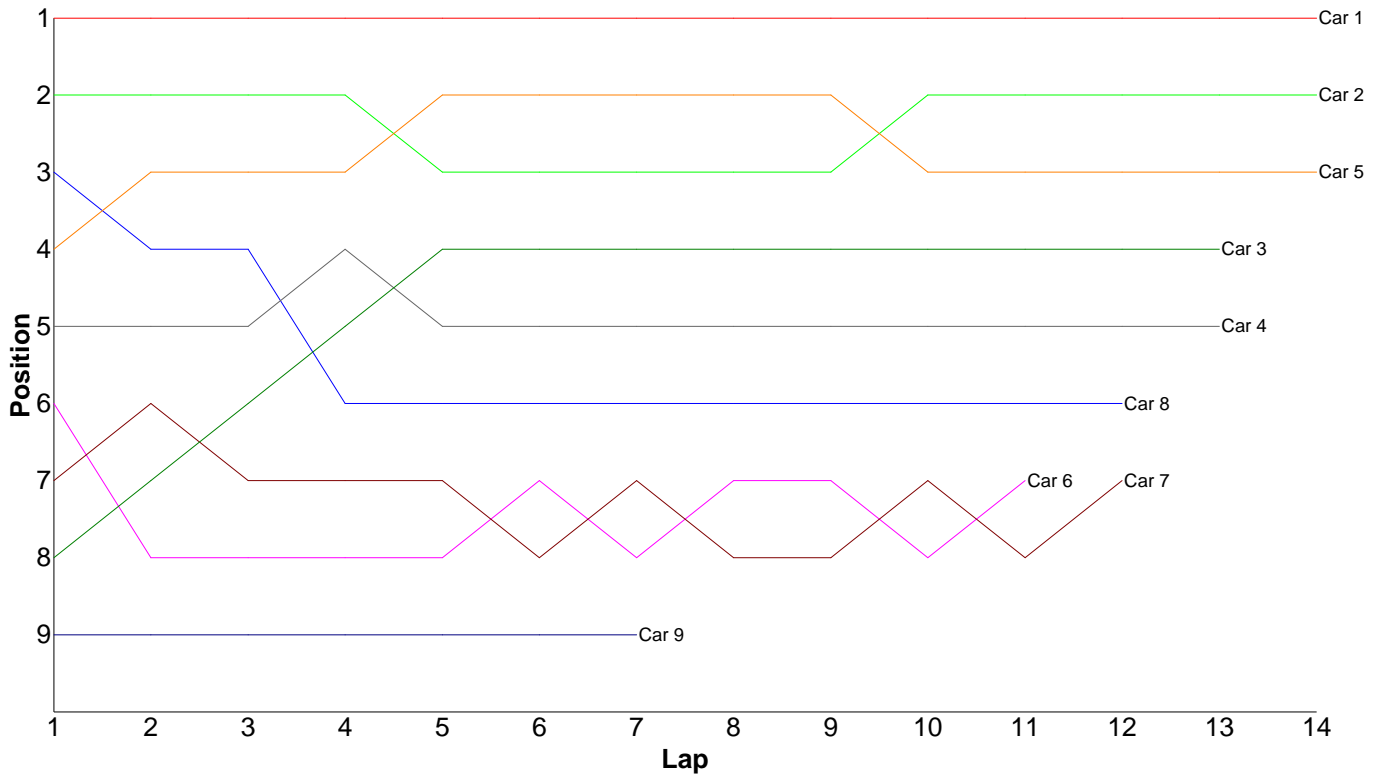
Lap	Car 1	Car 2	Car 3	Car 4	Car 5	Car 6	Car 7	Car 8	Car 9
1	14.74	14.79	15.33	16.10	17.38	16.51	16.02	15.97	15.88
2	14.96	16.58	15.97	15.50	16.93	17.29	16.60	15.92	16.12
3	15.57	15.35	15.36	15.53	17.79	15.90	17.08	15.61	15.87
4	14.80	15.10	16.63	15.94	17.86	15.32	15.74	15.87	16.20
5	15.10	15.15	15.87	16.09	17.36	15.40	17.87	15.60	15.94
6	15.65	15.01	15.50	15.68	17.53	16.48	15.52	15.84	15.75
7	15.02	14.92	15.79	15.62		18.96	16.98	15.69	16.05
8	15.08	15.97	15.54	15.85		16.00	15.98	15.74	16.66
9	15.26	14.95	15.44	15.63		15.42	17.60	16.16	16.45
10	14.99	15.03	15.51	15.94		15.27	16.14	15.87	15.93
11	15.59	14.84	15.25	19.13		15.12	15.75	15.85	18.76
12	14.82	14.81	15.30	15.67		17.83	16.57	15.87	16.70
13	14.69	15.12	15.57	15.75		17.14	16.04	15.95	16.84
14	14.91	15.03	15.30	15.50			16.01	15.83	17.34
15	15.07	14.87	16.61	15.45			15.48	16.74	17.43
16	14.83	14.82	15.32	15.71			18.53	16.55	18.35
17	14.86	14.90	15.39	15.62			16.51	16.05	17.27
18	14.78	14.86	15.49	15.63			16.11	16.08	17.25
19	14.97	15.09	15.37	15.81			16.04	15.94	
20	14.96	14.83	15.72						
21									



Heat 9 - Round 3 (Bikes 1/5th)

Pos	Car	Form	Name	Member Type	Car Make	Result	Ave	Best
1	1	F1	Roki Read	2009		14 / 311.00	22.21	20.68
2	2		Simon Lancaster	G09A		14 / 315.28	22.52	21.43
3	5		Graham Clarke	G09A		14 / 316.77	22.62	21.76
4	3	F1	Steve Leake	2009		13 / 303.38	23.33	22.20
5	4	F1	Andy Carless	2009		13 / 314.44	24.18	22.34
6	8		Dave Richards	2009		12 / 301.14	25.09	22.51
7	7	F2	Scott Adderson	2009		12 / 329.44	27.45	25.14
8	6		Chris Groom	2009		11 / 298.63	27.14	23.36
9	9		Matthew Book	2009		7 / 254.47	36.35	27.93

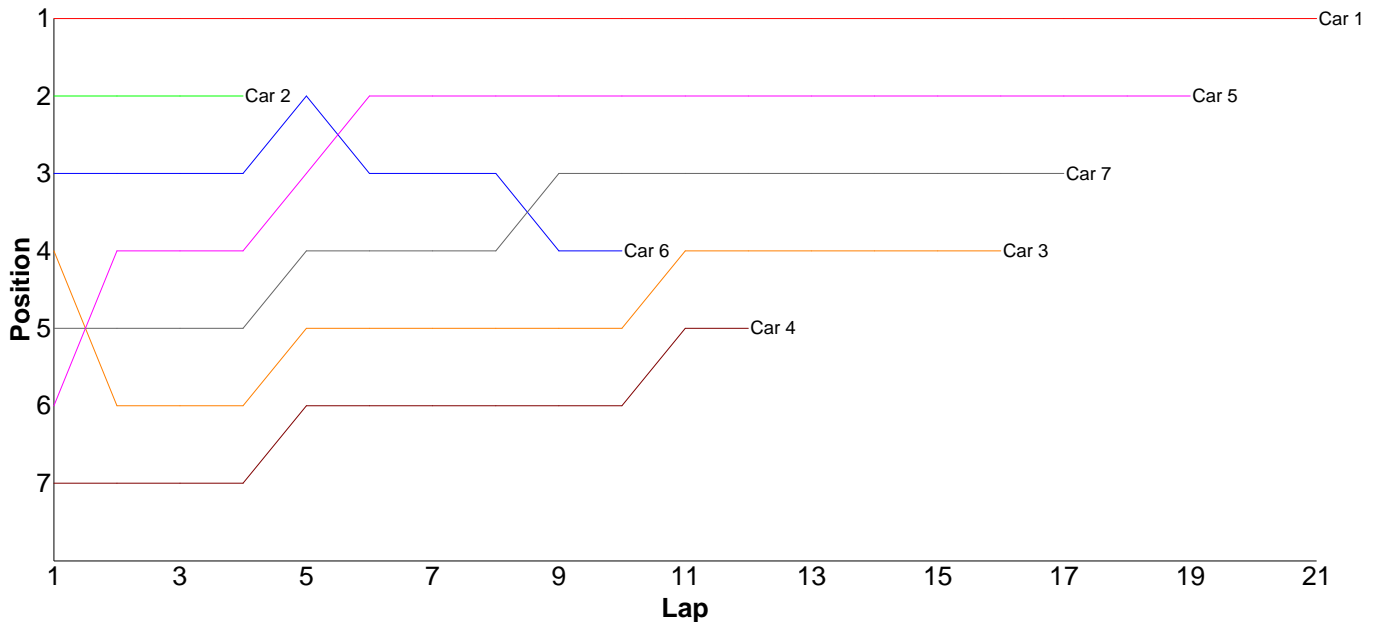
Lap	Car 1	Car 2	Car 3	Car 4	Car 5	Car 6	Car 7	Car 8	Car 9
1	21.27	22.37	30.90	24.13	22.53	25.84	26.00	22.51	60.83
2	21.14	21.70	23.00	22.34	22.42	39.35	25.23	22.61	32.82
3	21.05	21.73	22.45	24.25	21.76	25.40	25.29	24.25	36.83
4	20.91	22.46	24.14	29.56	22.03	23.62	34.76	39.94	34.99
5	22.03	27.52	22.31	23.32	22.46	24.56	26.18	23.39	28.13
6	21.11	22.43	22.51	23.58	21.84	23.65	25.64	25.30	27.93
7	21.55	21.58	23.22	23.77	22.47	34.26	31.66	24.57	32.94
8	20.90	21.43	23.11	27.16	21.85	24.31	27.00	23.59	
9	21.61	22.19	22.29	23.42	22.21	23.36	25.14	23.07	
10	20.68	22.48	22.20	23.85	26.82	30.10	25.53	23.04	
11	21.57	22.17	22.29	23.70	22.54	24.18	27.06	26.24	
12	21.11	22.63	22.55	22.56	22.99		29.95	22.63	
13	21.61	22.33	22.41	22.80	22.39				
14	34.46	22.26			22.46				
15									



Heat 10 - Round 3 (IC Touring)

Pos	Car	Form	Name	Member Type	Car Make	Result	Ave	Best
1	1	F1	John Zottl	2009	Xray	21 / 311.34	14.82	14.40
2	5	F2	Phillip Pullen	2009	Mugen	19 / 313.42	16.49	15.71
3	7		Colin Taggart	2009	Xray	17 / 315.46	18.55	15.64
4	3	F2	Les Mainwaring	2009	Mugen	16 / 311.91	19.49	16.45
5	4		Jim Beesley	2009	Serpent	12 / 317.70	26.47	16.63
6	6	F2	Mark Fagan	2009	Serpent	10 / 190.35	19.03	15.79
7	2	F1	David Forsythe	2009	Xray	4 / 63.18	15.79	15.09

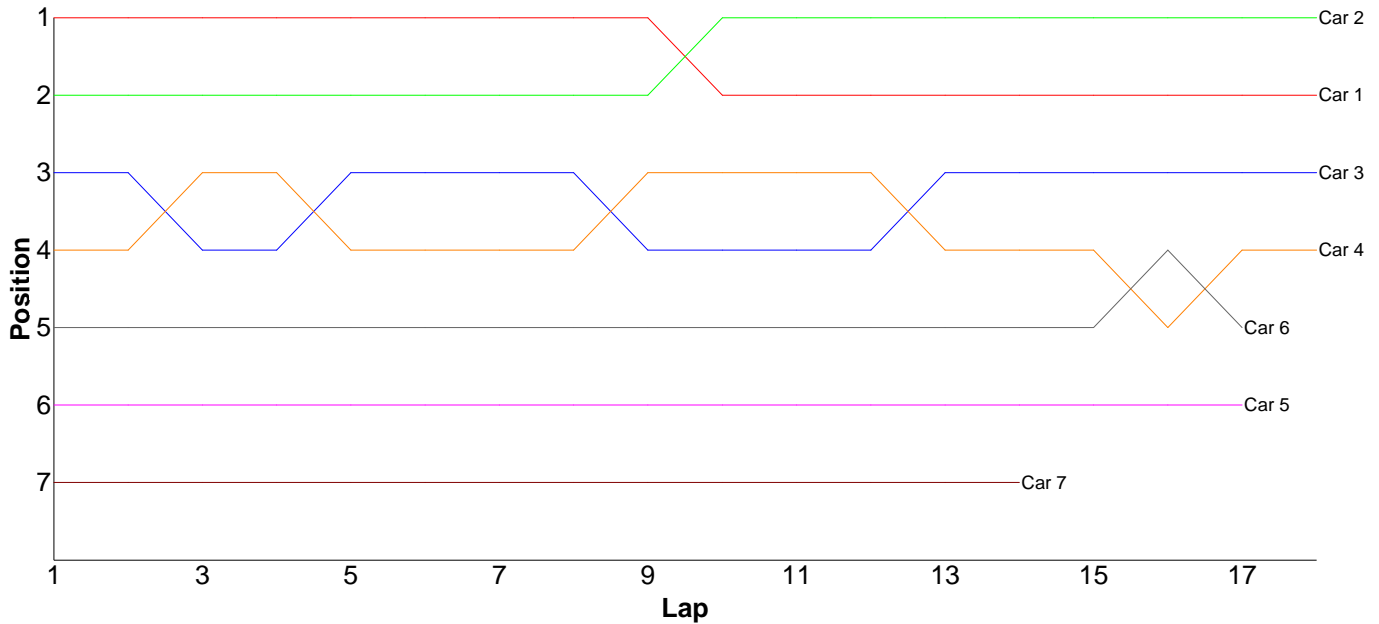
Lap	Car 1	Car 2	Car 3	Car 4	Car 5	Car 6	Car 7
1	14.69	15.91	16.72	111.25	17.25	16.32	16.79
2	15.50	16.08	24.96	20.77	16.18	16.59	17.20
3	15.50	16.10	17.88	21.66	17.10	15.79	17.62
4	14.59	15.09	18.72	18.81	17.46	16.71	17.01
5	14.81		17.53	16.66	19.10	21.52	23.65
6	14.69		16.67	16.94	16.36	17.25	17.67
7	14.86		27.88	21.84	16.64	16.37	16.16
8	14.45		18.95	17.42	15.85	16.45	16.40
9	14.40		24.05	16.65	16.21	31.61	22.69
10	14.52		23.13	18.87	16.26	21.74	17.54
11	16.11		18.53	16.63	16.00		16.60
12	14.58		18.26	20.20	15.89		22.01
13	14.40		16.45		16.37		16.46
14	14.73		17.96		16.20		15.64
15	14.55		17.07		16.48		19.83
16	14.41		17.15		15.71		25.31
17	14.61				16.09		16.88
18	14.57				16.33		
19	14.40				15.94		
20	15.34						
21	15.63						
22							



Heat 1 - Round 4 (Formula GT)

Pos	Car	Form	Name	Member Type	Car Make	Result	Ave	Best
1	2	F4	Tim Webb	2009	Tamiya	18 / 304.62	16.92	16.56
2	1	F4	Jon Wilkins	2009	Associated	18 / 305.56	16.97	16.13
3	3		Gerald Page	2009	Associated	18 / 309.91	17.21	16.49
4	4	F3	Dave Skelton	2009	Associated	18 / 317.40	17.63	16.84
5	6		Martin Trice	2009	HPI	17 / 304.28	17.89	16.85
6	5		Rob Baxter	G09B	Tamiya	17 / 312.16	18.36	17.42
7	7		Scott Stokes	08XX	Tamiya	14 / 304.43	21.74	18.33
=8	8	F4	Neil Talbot	2009	Tamiya	0 / 0.00	0.00	0.00
=8	9	F4	Brian Killick	2009	Tamiya	0 / 0.00	0.00	0.00

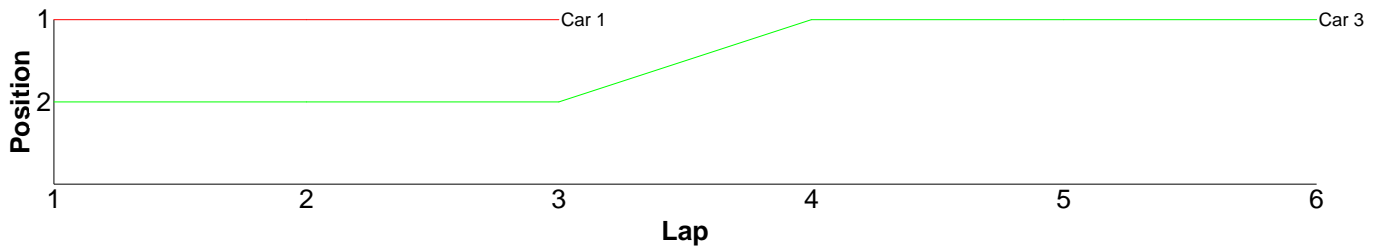
Lap	Car 1	Car 2	Car 3	Car 4	Car 5	Car 6	Car 7	Car 8	Car 9
1	17.33	17.39	17.85	18.20	18.93	18.53	25.08		
2	16.72	16.91	17.23	16.95	19.09	18.07	19.82		
3	16.84	16.93	17.57	16.93	18.48	18.16	33.18		
4	16.25	16.75	17.18	17.72	18.52	17.46	22.20		
5	16.51	16.84	17.01	17.51	18.10	17.69	20.38		
6	16.13	16.84	16.77	17.15	17.51	17.68	19.14		
7	16.14	16.88	17.29	17.37	17.69	17.31	19.28		
8	17.07	16.71	17.01	17.04	17.47	17.61	23.42		
9	16.94	16.82	19.26	16.84	17.51	17.08	18.33		
10	21.15	17.11	16.74	17.07	17.42	18.16	19.02		
11	17.02	16.81	16.84	17.41	17.42	16.85	18.52		
12	16.90	16.56	16.49	16.93	24.22	17.51	27.34		
13	16.13	16.64	16.56	17.38	17.90	16.97	19.95		
14	16.55	16.90	17.00	17.49	17.45	17.00	18.77		
15	16.70	17.41	17.71	18.06	17.50	17.42			
16	17.05	16.90	16.95	22.65	17.97	17.37			
17	17.07	17.22	17.17	17.28	18.98	23.41			
18	17.06	17.00	17.28	17.42					
19									



Heat 2 - Round 4 (EP Sport)

Pos	Car	Form	Name	Member Type	Car Make	Result	Ave	Best
1	3		Jack Sohachevsky (J)	G09A	Xray	6 / 290.21	48.36	37.90
2	1	F2	Nicholas Mugridge	2009	HPI	3 / 67.77	22.59	22.06
3	2	F2	Tim Mugridge	2009	Yokomo	0 / 0.00	0.00	0.00

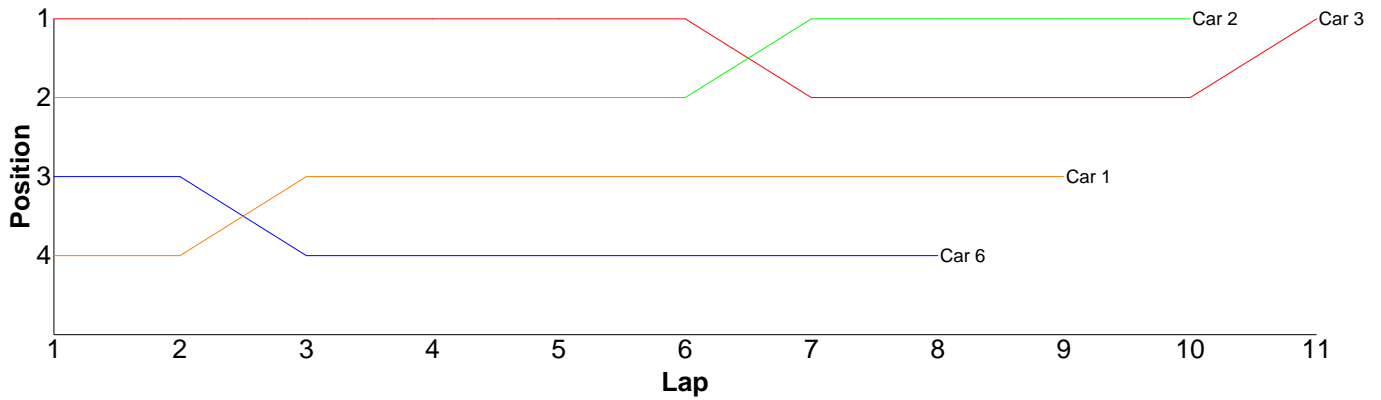
Lap	Car 1	Car 2	Car 3
1	23.26		39.27
2	22.45		37.90
3	22.06		41.81
4			87.84
5			42.76
6			40.63
7			



Heat 3 - Round 4 (Bikes 1/8th)

Pos	Car	Form	Name	Member Type	Car Make	Result	Ave	Best
1	3	F4	Scott Adderson	2009		11 / 319.74	29.06	27.20
2	2	F4	Andy Carless	2009		10 / 284.12	28.41	26.51
3	1		Chris Groom	2009		9 / 311.88	34.65	25.76
4	6		Gerald Page	2009		8 / 283.10	35.38	27.17
=5	4		Simon Lancaster	G09B		0 / 0.00	0.00	0.00
=5	5		Dave Richards	2009		0 / 0.00	0.00	0.00

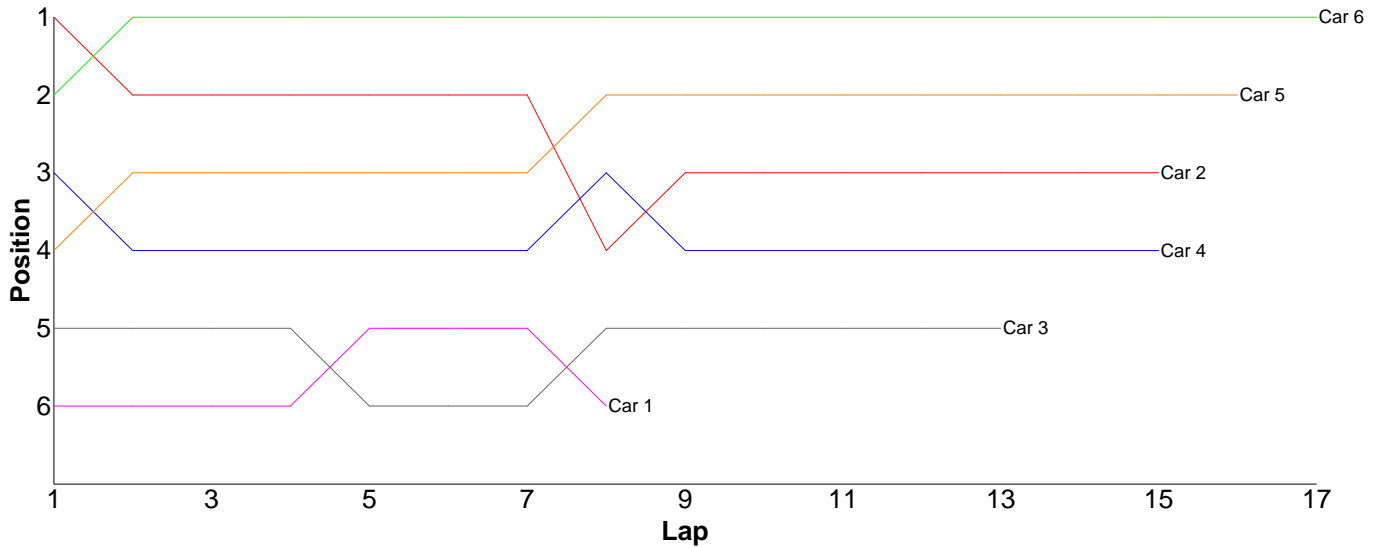
Lap	Car 1	Car 2	Car 3	Car 4	Car 5	Car 6
1	71.46	33.50	28.29			67.98
2	26.29	28.42	27.20			27.17
3	25.76	31.51	28.07			39.00
4	26.30	27.76	27.36			29.10
5	29.69	27.85	27.82			28.11
6	38.84	26.93	31.54			28.97
7	26.21	26.99	35.36			28.46
8	28.24	27.58	27.76			34.31
9	39.09	26.51	29.04			
10		27.07	28.60			
11			28.70			
12						



Heat 4 - Round 4 (Stock Touring)

Pos	Car	Form	Name	Member Type	Car Make	Result	Ave	Best
1	6		Mark Fagan	2009	Serpent	17 / 309.32	18.19	17.73
2	5		Jason Saunders	G09A	Yokomo	16 / 315.33	19.70	18.81
3	2	F2	James Davis	2009	Tamiya	15 / 303.09	20.20	17.97
4	4		Lee Smith	08XX	Associated	15 / 314.43	20.96	18.81
5	3	F2	Andy Lewis	2009	Hot Bodies	13 / 317.56	24.42	20.31
6	1	F2	Kieran Stokes (J)	2009	Xray	8 / 183.67	22.95	18.18

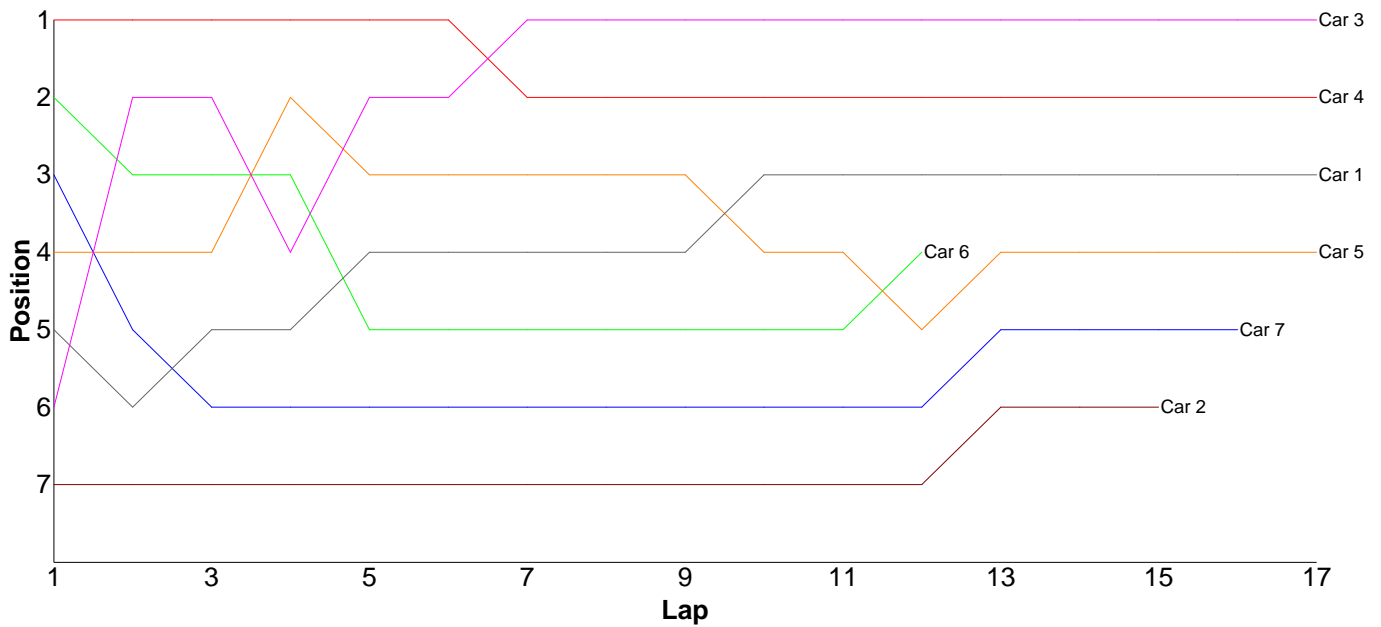
Lap	Car 1	Car 2	Car 3	Car 4	Car 5	Car 6
1	28.46	19.57	24.82	20.05	21.17	19.69
2	21.26	19.92	21.12	25.04	19.30	18.22
3	21.96	18.24	22.40	21.15	21.20	18.33
4	19.34	17.97	22.23	18.81	19.97	18.39
5	19.52	18.23	21.22	19.72	20.70	18.57
6	18.18	18.11	20.31	19.86	19.35	17.88
7	20.44	18.40	22.63	20.40	18.90	18.03
8	34.51	37.22	20.41	19.01	18.81	17.73
9		19.77	25.68	26.08	20.00	17.88
10		18.26	23.28	22.26	19.21	17.92
11		19.17	47.47	23.13	19.27	18.04
12		23.55	20.41	19.90	20.10	18.07
13		18.44	25.58	19.40	19.38	18.17
14		18.20		19.52	19.27	18.10
15		18.04		20.10	19.09	18.29
16					19.61	18.04
17						17.97
18						



Heat 5 - Round 4 (Stock Touring)

Pos	Car	Form	Name	Member Type	Car Make	Result	Ave	Best
1	3	F2	Scott Hauser	2009	Xray	17 / 302.25	17.77	16.41
2	4	F2	Dave Skelton	2009	Xray	17 / 303.86	17.87	17.21
3	1	F2	Robin Francis	2009	Hot Bodies	17 / 316.96	18.64	17.94
4	5		Gary Fuller	2009	Xray	17 / 317.90	18.70	17.84
5	7		Chris Bradshaw	2009	Xray	16 / 314.45	19.65	18.62
6	2	F2	Scott Stokes	2009	Xray	15 / 308.85	20.59	18.54
7	6	F2	Craig Murrell (J)	2009	Xray	12 / 223.40	18.61	17.66

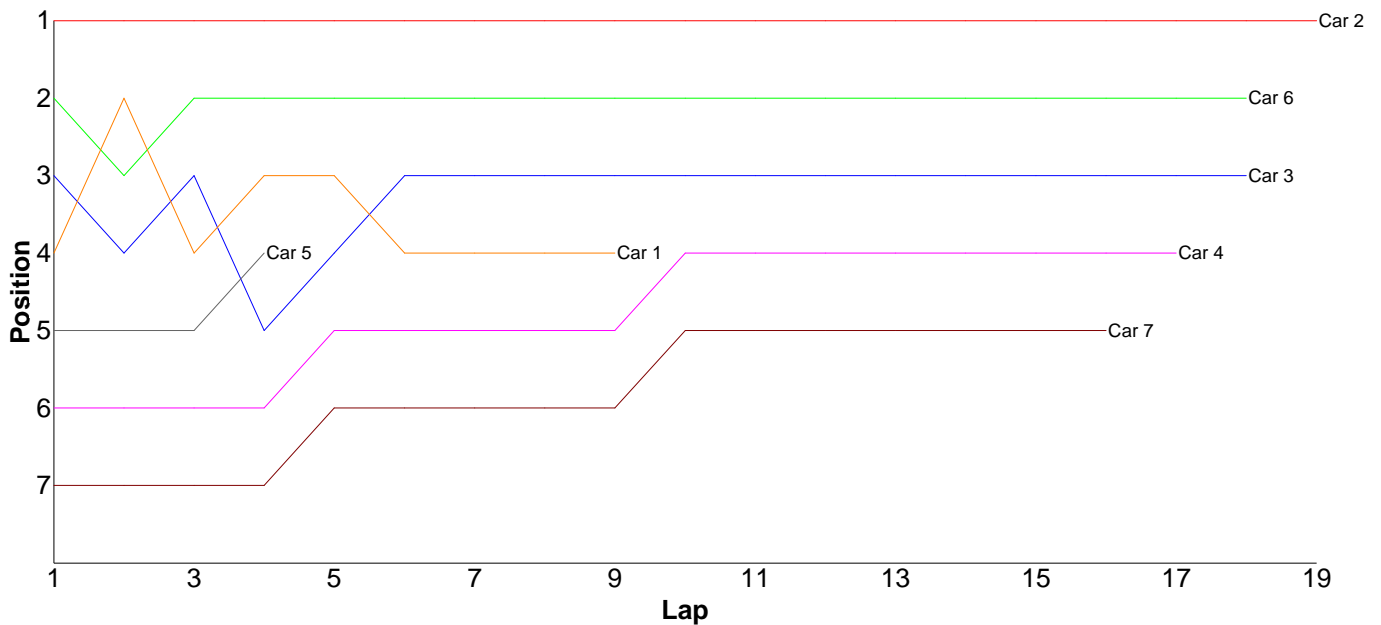
Lap	Car 1	Car 2	Car 3	Car 4	Car 5	Car 6	Car 7
1	19.76	24.51	19.76	18.37	19.14	18.37	18.96
2	19.45	19.65	17.21	18.04	18.49	18.78	19.34
3	17.94	35.48	18.77	18.02	18.50	18.59	20.94
4	18.46	19.52	19.71	19.65	18.44	19.04	19.00
5	19.62	19.14	17.92	17.36	19.59	22.50	19.57
6	17.99	18.66	17.09	17.80	18.37	18.29	19.13
7	18.20	19.76	16.72	18.14	18.31	17.66	19.19
8	18.07	19.78	16.84	17.47	18.06	18.05	22.73
9	17.99	19.08	17.09	17.83	17.84	17.99	19.62
10	18.14	18.82	17.08	17.37	18.97	17.95	19.08
11	18.46	18.75	17.14	17.21	19.43	18.23	18.62
12	18.32	19.17	16.69	18.09	20.73	17.95	20.61
13	19.45	18.84	16.41	18.30	19.34		19.38
14	19.30	18.54	17.22	17.79	18.23		20.50
15	18.20	19.15	21.40	17.47	18.17		18.82
16	18.74		17.36	17.57	17.86		18.96
17	18.87		17.84	17.38	18.43		
18							



Heat 6 - Round 4 (Stock Touring)

Pos	Car	Form	Name	Member Type	Car Make	Result	Ave	Best
1	2		Rob Baxter	G09A	Xray	19 / 311.76	16.40	16.13
2	6	F1	Jon Wilkins	2009	Hot Bodies	18 / 310.63	17.25	16.65
3	3		Kevin Bissell	2009	Hot Bodies	18 / 316.64	17.59	16.93
4	4	F1	Ian Cairns	2009	Xray	17 / 314.11	18.47	17.96
5	7		Chris Graco	G08a	Xray	16 / 302.35	18.89	17.61
6	1	F1	Nigel Moss	2009	Hot Bodies	9 / 160.26	17.80	16.58
7	5	F1	David Clift	2009		4 / 70.86	17.71	17.29

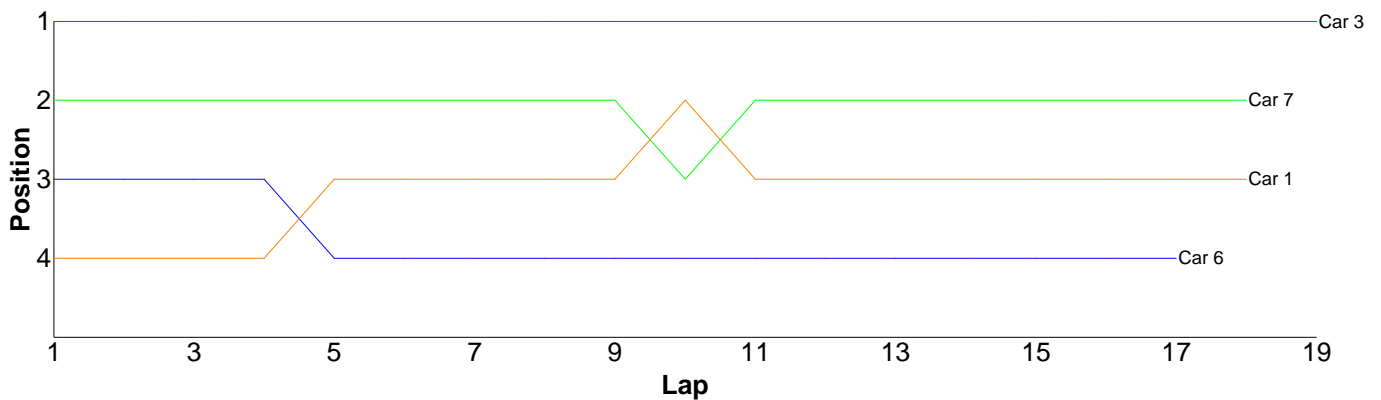
Lap	Car 1	Car 2	Car 3	Car 4	Car 5	Car 6	Car 7
1	17.11	16.27	17.10	19.04	17.29	16.99	19.82
2	16.75	16.35	17.27	18.26	18.14	17.16	20.42
3	17.82	16.41	17.15	18.07	17.62	17.02	19.08
4	18.86	16.82	21.46	18.53	17.81	17.28	18.65
5	16.61	16.27	17.20	18.27		17.29	18.14
6	21.76	16.55	17.17	18.47		17.46	18.14
7	16.58	16.13	17.04	17.96		17.56	18.25
8	16.68	16.27	16.93	18.56		17.09	18.77
9	18.09	16.26	17.30	18.16		16.98	25.36
10		16.29	17.85	18.04		16.65	18.60
11		16.55	18.03	18.35		17.02	17.94
12		16.51	17.78	19.32		17.13	17.85
13		16.39	17.21	18.76		17.21	17.91
14		16.39	17.52	19.11		18.03	17.99
15		16.28	17.24	18.50		17.45	17.82
16		16.74	17.19	18.26		17.37	17.61
17		16.39	17.19	18.45		17.19	
18		16.55	18.01			17.75	
19		16.34					
20							



Heat 7 - Round 4 (Pro-Stock)

Pos	Car	Form	Name	Member Type	Car Make	Result	Ave	Best
1	3	F1	Kieran Clift (J)	2009	Schumacher	19 / 307.14	16.16	15.51
2	7		Darren Sullivan	G08a	Serpent	18 / 308.92	17.16	16.14
3	1		Jamie Vassallo	2009	Schumacher	18 / 311.38	17.29	15.58
4	6	F2	Neil Talbot	2009	Xray	17 / 302.76	17.80	16.46
=5	2	F1	John Zottl	2009	Xray	0 / 0.00	0.00	0.00
=5	4		Jordan Barnes (J)	G08a	Xray	0 / 0.00	0.00	0.00
=5	5		Graham Staples	G09A	Xray	0 / 0.00	0.00	0.00
=5	8		Paul Barnes	G08a	Team Magic	0 / 0.00	0.00	0.00

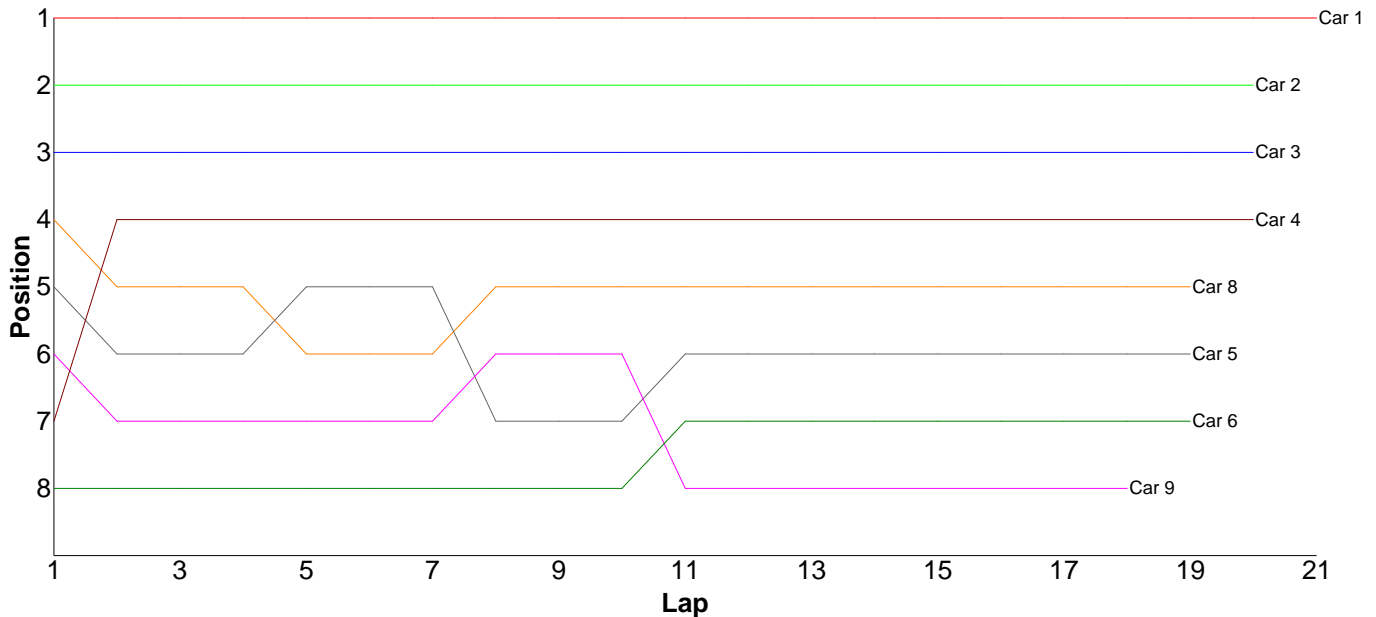
Lap	Car 1	Car 2	Car 3	Car 4	Car 5	Car 6	Car 7	Car 8
1	22.32		16.72			17.46	16.91	
2	20.20		15.95			17.74	17.62	
3	15.70		15.99			17.19	17.26	
4	15.81		16.20			17.73	17.07	
5	17.61		15.88			23.56	17.59	
6	16.69		16.04			20.32	17.17	
7	16.06		16.67			18.46	16.14	
8	17.00		15.60			16.67	16.53	
9	16.06		15.84			16.59	16.70	
10	15.91		15.58			16.80	21.81	
11	18.25		15.61			16.83	16.45	
12	16.68		20.79			16.79	16.32	
13	21.52		15.93			16.58	16.43	
14	15.98		15.89			18.39	16.49	
15	16.19		15.75			16.78	19.01	
16	16.20		15.51			16.46	16.51	
17	17.62		15.66			18.41	16.52	
18	15.58		15.77				16.39	
19			15.76					
20								



Heat 8 - Round 4 (Pro-Stock)

Pos	Car	Form	Name	Member Type	Car Make	Result	Ave	Best
1	1		Glen Westwood	2009	Schumacher	21 / 308.66	14.69	14.31
2	2		Jay Westwood	2009	Schumacher	20 / 302.96	15.14	14.75
3	3		Mark Sadler	08XX	Hot Bodies	20 / 310.33	15.51	14.96
4	4		Matthew Quinlisk	2009	Hot Bodies	20 / 314.19	15.70	15.35
5	8	F1	Brian Killick	2009	Xray	19 / 307.71	16.19	15.55
6	5		Tim Langdell	08XX	Serpent	19 / 309.71	16.30	15.74
7	6		Ori Sohachevsky	2009	Schumacher	19 / 315.10	16.58	15.31
8	9	F1	Scott Hauser	2009	Xray	18 / 302.82	16.82	15.79
9	7	F1	Nick Adams	2009	Tamiya	0 / 0.00	0.00	0.00

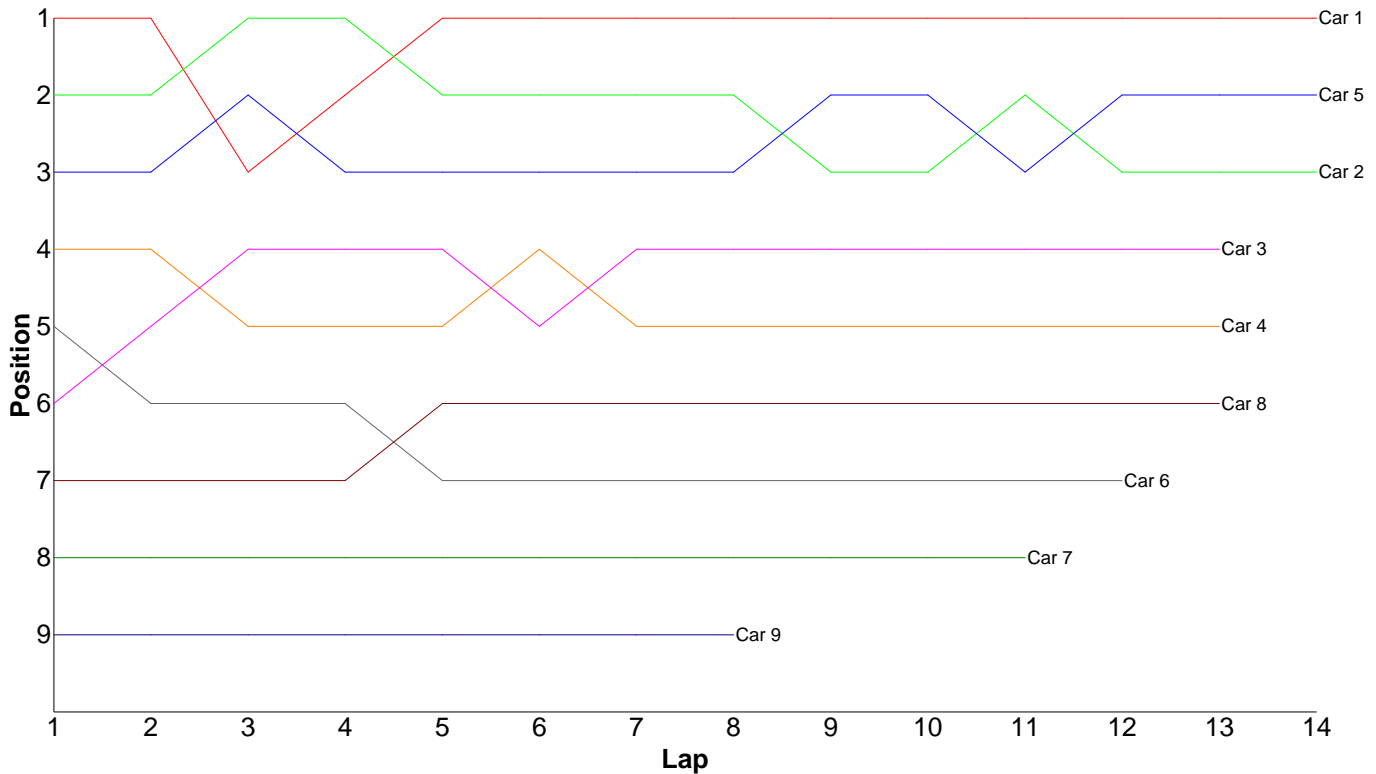
Lap	Car 1	Car 2	Car 3	Car 4	Car 5	Car 6	Car 7	Car 8	Car 9
1	14.48	14.77	14.96	16.54	16.31	20.82		16.14	16.33
2	14.68	14.86	15.05	15.45	15.94	15.75		15.88	16.76
3	14.31	14.75	15.07	15.58	16.09	15.65		16.30	16.62
4	14.46	15.12	15.97	15.47	16.28	18.23		16.11	16.85
5	14.42	16.20	15.40	16.12	16.40	15.97		17.27	17.11
6	14.94	15.06	15.12	15.73	16.11	18.43		16.86	16.42
7	14.79	15.31	15.35	15.65	16.03	16.39		16.04	16.23
8	14.62	14.97	15.35	15.91	20.40	16.17		15.73	16.35
9	14.75	15.04	15.26	15.56	16.37	15.67		15.85	16.43
10	14.57	14.87	15.32	15.35	15.81	15.31		15.62	15.82
11	14.94	14.83	15.48	15.69	15.90	15.34		16.58	21.19
12	14.78	15.46	16.92	15.38	15.93	15.37		16.21	17.95
13	14.71	15.12	15.64	15.68	16.61	15.68		16.05	16.05
14	14.86	15.60	15.47	15.79	15.77	18.85		15.55	16.37
15	14.66	15.18	15.64	15.55	16.23	17.05		15.73	15.79
16	14.69	15.03	15.59	15.43	16.05	15.66		15.90	16.43
17	14.80	15.03	15.92	16.38	15.92	15.93		16.37	16.34
18	15.06	15.21	15.70	15.85	15.82	15.58		16.71	17.78
19	14.56	15.10	15.31	15.44	15.74	17.25		16.81	
20	14.75	15.45	15.81	15.64					
21	14.83								
22									



Heat 9 - Round 4 (Bikes 1/5th)

Pos	Car	Form	Name	Member Type	Car Make	Result	Ave	Best
1	1	F1	Roki Read	2009		14 / 302.98	21.64	20.87
2	5		Graham Clarke	G09A		14 / 311.20	22.22	21.69
3	2		Simon Lancaster	G09A		14 / 312.95	22.35	21.70
4	3	F1	Steve Leake	2009		13 / 301.43	23.18	21.72
5	4	F1	Andy Carless	2009		13 / 316.22	24.32	22.40
6	8		Dave Richards	2009		13 / 318.74	24.51	22.34
7	6		Chris Groom	2009		12 / 315.22	26.26	23.14
8	7	F2	Scott Adderson	2009		11 / 300.09	27.28	23.57
9	9		Matthew Book	2009		8 / 317.61	39.70	27.52

Lap	Car 1	Car 2	Car 3	Car 4	Car 5	Car 6	Car 7	Car 8	Car 9
1	21.66	22.02	23.29	23.13	22.46	23.24	30.76	25.67	56.38
2	21.04	21.70	23.23	22.86	22.89	25.07	25.34	25.39	32.33
3	24.70	21.76	22.60	23.93	21.69	23.43	24.77	23.97	27.52
4	21.48	21.75	22.35	23.21	22.15	29.88	34.74	30.65	30.46
5	20.87	23.03	22.69	23.05	21.89	33.05	31.82	22.58	48.00
6	21.62	21.79	30.06	23.62	21.94	23.57	26.54	23.29	44.71
7	21.22	22.27	22.78	36.54	21.88	24.09	23.57	28.50	41.48
8	21.66	22.43	21.72	22.84	22.03	23.14	23.80	24.23	36.73
9	21.24	22.39	22.84	25.73	21.99	23.55	26.39	22.82	
10	21.81	23.20	22.63	22.40	22.90	30.51	26.18	23.08	
11	21.68	21.87	22.41	23.01	22.61	28.34	26.18	22.64	
12	21.08	24.43	22.53	23.12	22.64	27.35		22.34	
13	21.19	22.02	22.30	22.78	22.14			23.58	
14	21.73	22.29			21.99				
15									



Heat 10 - Round 4 (IC Touring)

Pos	Car	Form	Name	Member Type	Car Make	Result	Ave	Best
1	1	F1	John Zottl	2009	Xray	21 / 304.82	14.51	14.04
2	2	F1	David Forsythe	2009	Xray	19 / 296.56	15.60	14.74
3	4		Jim Beesley	2009	Serpent	18 / 306.93	17.05	16.23
4	5	F2	Phillip Pullen	2009	Mugen	18 / 314.29	17.46	15.92
5	7		Colin Taggart	2009	Xray	17 / 316.47	18.61	16.31
6	3	F2	Les Mainwaring	2009	Mugen	16 / 309.63	19.35	16.18
7	6	F2	Mark Fagan	2009	Serpent	0 / 0.00	0.00	0.00

Lap	Car 1	Car 2	Car 3	Car 4	Car 5	Car 6	Car 7
1	14.98	15.42	55.76	17.16	16.66		16.48
2	14.85	19.41	17.76	19.25	17.36		17.00
3	14.62	16.33	16.99	16.50	16.36		16.75
4	14.83	15.96	17.18	16.64	17.55		16.45
5	14.63	15.03	16.18	16.70	16.86		16.46
6	14.50	15.32	16.24	16.30	15.92		16.45
7	14.30	15.05	16.31	16.89	16.20		17.06
8	14.18	15.66	16.49	17.75	18.20		16.31
9	14.72	16.96	16.81	16.27	19.62		16.51
10	14.19	15.06	18.92	16.59	16.67		20.51
11	14.06	14.88	16.30	16.30	16.02		16.60
12	14.54	14.88	16.76	16.50	16.35		17.48
13	14.06	15.75	16.98	21.14	27.79		37.25
14	14.04	15.46	17.18	16.23	16.17		23.09
15	15.33	15.33	17.26	16.61	16.67		17.01
16	14.60	15.25	16.51	16.98	16.52		16.90
17	14.34	15.06		16.30	16.50		18.16
18	14.73	15.01		16.82	16.87		
19	14.46	14.74					
20	14.45						
21	14.41						
22							

