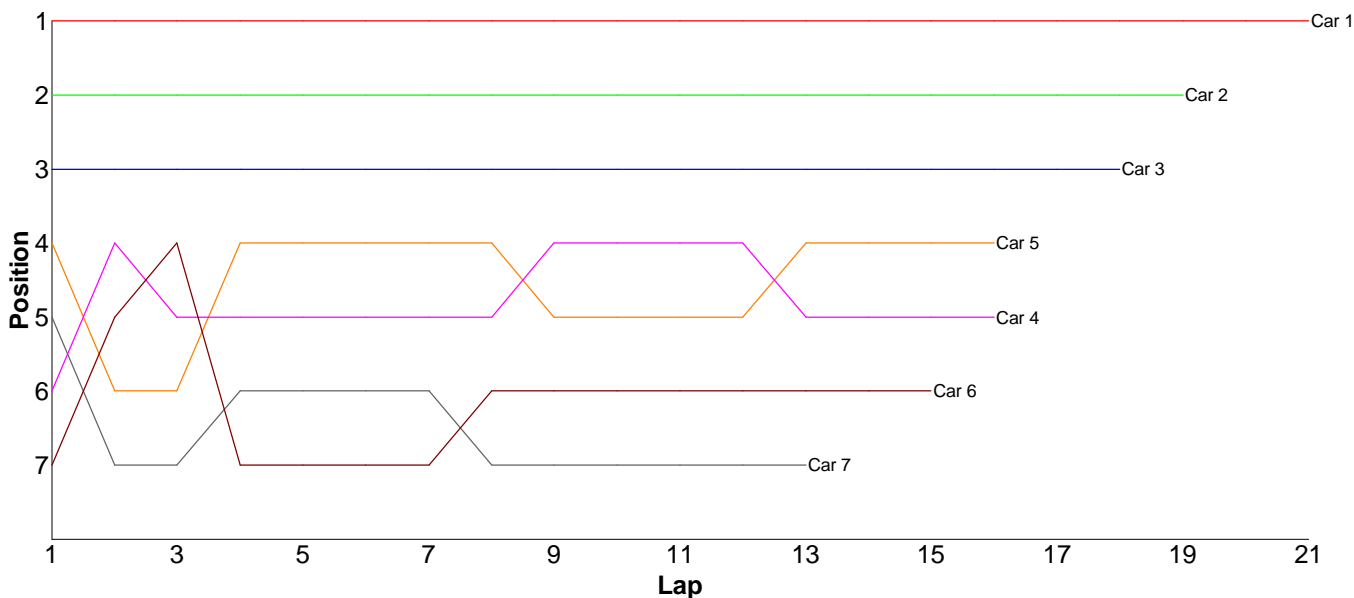


# Race Results

## IC Touring - A Final

Pos	Car	Form	Name	Member Type	Car Make	Result	Ave	Best
1	1	F1	John Zottl	2009	Xray	21 / 314.10	14.95	14.11
2	2	F1	David Forsythe	2009	Xray	19 / 307.08	16.16	14.68
3	3	F2	Phillip Pullen	2009	Mugen	18 / 310.54	17.25	15.81
4	5	F2	Mark Fagan	2009	Serpent	16 / 302.24	18.89	15.79
5	4	F2	Les Mainwaring	2009	Mugen	16 / 304.50	19.03	16.27
6	6		Jim Beesley	2009	Serpent	15 / 300.26	20.01	15.85
7	7		Colin Taggart	2009	Xray	13 / 314.81	24.21	16.29

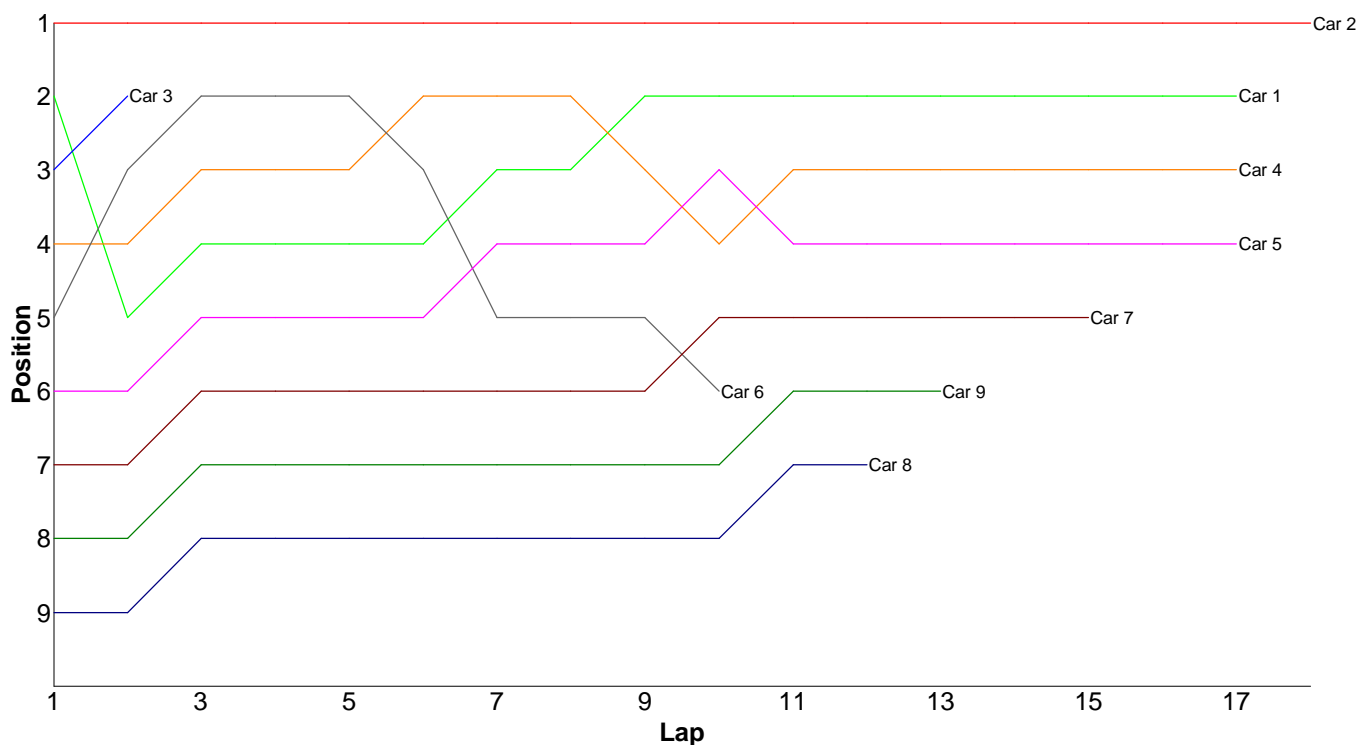
Lap	Car 1	Car 2	Car 3	Car 4	Car 5	Car 6	Car 7
1	23.66	24.54	26.28	30.42	28.37	32.40	29.80
2	14.11	15.54	16.37	19.29	23.48	17.62	23.64
3	14.86	14.98	17.73	22.40	20.98	20.26	20.81
4	15.33	17.01	15.90	21.63	16.68	34.51	23.33
5	14.39	15.33	16.13	18.54	15.79	16.46	17.72
6	14.55	15.76	16.49	20.14	16.46	18.46	18.72
7	14.62	14.68	16.09	18.15	16.59	20.63	19.11
8	14.33	14.92	16.53	17.03	27.19	16.65	79.70
9	14.34	14.74	16.22	17.37	20.18	17.61	16.37
10	14.42	15.33	15.81	16.46	16.16	19.07	16.47
11	14.37	14.85	16.28	17.01	17.04	17.62	16.29
12	14.44	22.14	16.33	17.02	16.91	20.04	16.48
13	14.31	16.92	17.81	18.28	16.64	16.29	16.37
14	14.54	15.71	16.36	17.59	16.58	15.85	
15	14.44	15.22	16.87	16.27	17.01	16.79	
16	14.55	14.83	19.40	16.90	16.18		
17	14.23	14.88	17.31				
18	14.45	14.97	16.63				
19	14.71	14.73					
20	14.75						
21	14.70						
22							



# Formula GT - A Final

Pos	Car	Form	Name	Member Type	Car Make	Result	Ave	Best
1	2	F4	Jon Wilkins	2009	Associated	18 / 312.62	17.36	16.19
2	1	F4	Tim Webb	2009	Tamiya	17 / 304.84	17.93	16.60
3	4	F3	Dave Skelton	2009	Associated	17 / 307.44	18.08	16.80
4	5		Rob Baxter	G09B	Tamiya	17 / 308.66	18.15	16.61
5	7		Scott Stokes	08XX	Tamiya	15 / 302.79	20.18	18.49
6	9	F4	Brian Killick	2009	Tamiya	13 / 319.60	24.58	19.86
7	8	F4	Neil Talbot	2009	Tamiya	12 / 300.67	25.05	20.62
8	6		Martin Trice	2009	HPI	10 / 212.31	21.23	16.77
9	3		Gerald Page	2009	Associated	2 / 45.15	22.57	17.10

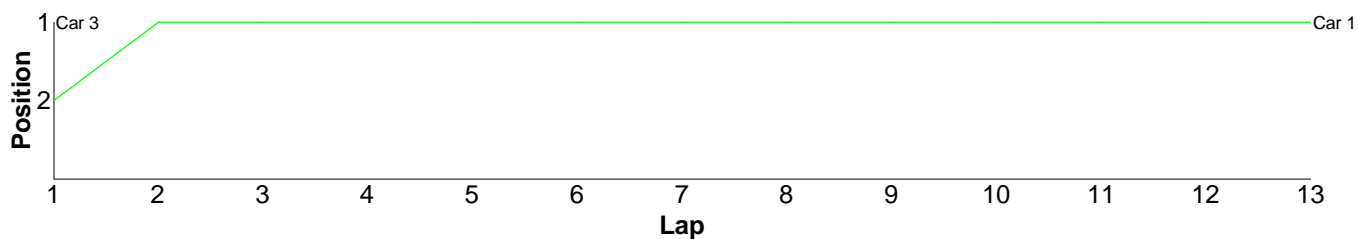
Lap	Car 1	Car 2	Car 3	Car 4	Car 5	Car 6	Car 7	Car 8	Car 9
1	27.14	26.27	28.05	28.98	30.53	30.22	32.51	35.72	34.95
2	21.29	16.97	17.10	18.83	19.60	16.91	18.98	25.31	25.68
3	17.26	17.09		17.14	16.93	16.77	20.01	34.06	20.21
4	16.63	16.90		17.00	16.61	17.44	19.39	27.17	26.68
5	17.03	17.17		17.28	17.75	17.17	18.89	22.06	21.12
6	17.39	16.87		16.80	16.68	17.99	21.35	22.38	26.35
7	17.05	16.65		16.95	16.64	22.28	18.80	29.03	28.90
8	16.97	16.70		17.45	17.28	18.26	20.10	21.16	21.78
9	17.24	16.95		18.22	17.09	17.09	18.96	21.31	20.11
10	17.44	16.41		17.46	16.90	38.18	18.93	21.07	20.81
11	16.60	16.47		17.06	17.71		19.51	20.78	26.26
12	16.72	16.34		17.03	16.82		18.65	20.62	26.89
13	16.70	17.29		17.37	17.23		18.49		19.86
14	18.15	16.72		17.27	17.28		19.20		
15	16.91	16.70		17.16	19.02		19.02		
16	17.14	17.35		17.42	17.59				
17	17.18	17.58		18.02	17.00				
18		16.19							
19									



# EP Sport - A Final

Pos	Car	Form	Name	Member Type	Car Make	Result	Ave	Best
1	1	F2	Nicholas Mugridge	2009	HPI	13 / 315.08	24.23	21.87
2	3		Jack Sohachevsky (J)	G09A	Xray	1 / 28.26	28.26	28.26
3	2	F2	Tim Mugridge	2009	Yokomo	0 / 0.00	0.00	0.00

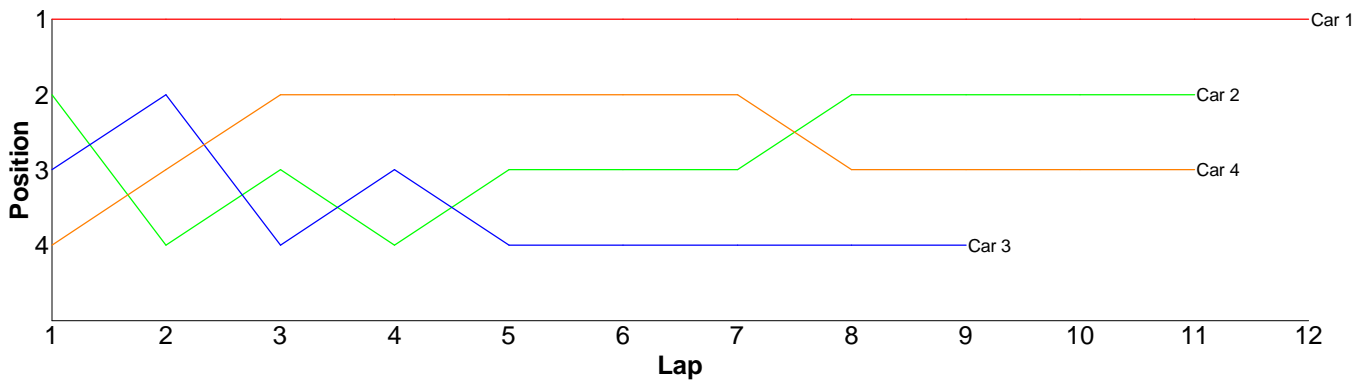
Lap	Car 1	Car 2	Car 3
1	44.87		28.26
2	24.03		
3	22.84		
4	22.55		
5	22.92		
6	22.34		
7	23.05		
8	22.22		
9	21.87		
10	22.55		
11	21.98		
12	21.91		
13	21.95		
14			



# Bikes 1/8th - A Final

Pos	Car	Form	Name	Member Type	Car Make	Result	Ave	Best
1	1		Chris Groom	2009		12 / 323.69	26.97	17.59
2	2	F4	Andy Carless	2009		11 / 314.02	28.54	18.99
3	4		Gerald Page	2009		11 / 318.47	28.95	22.57
4	3	F4	Scott Adderson	2009		9 / 264.60	29.40	20.76
=5	5		Dave Richards	2009		0 / 0.00	0.00	0.00
=5	6		Simon Lancaster	G09B		0 / 0.00	0.00	0.00

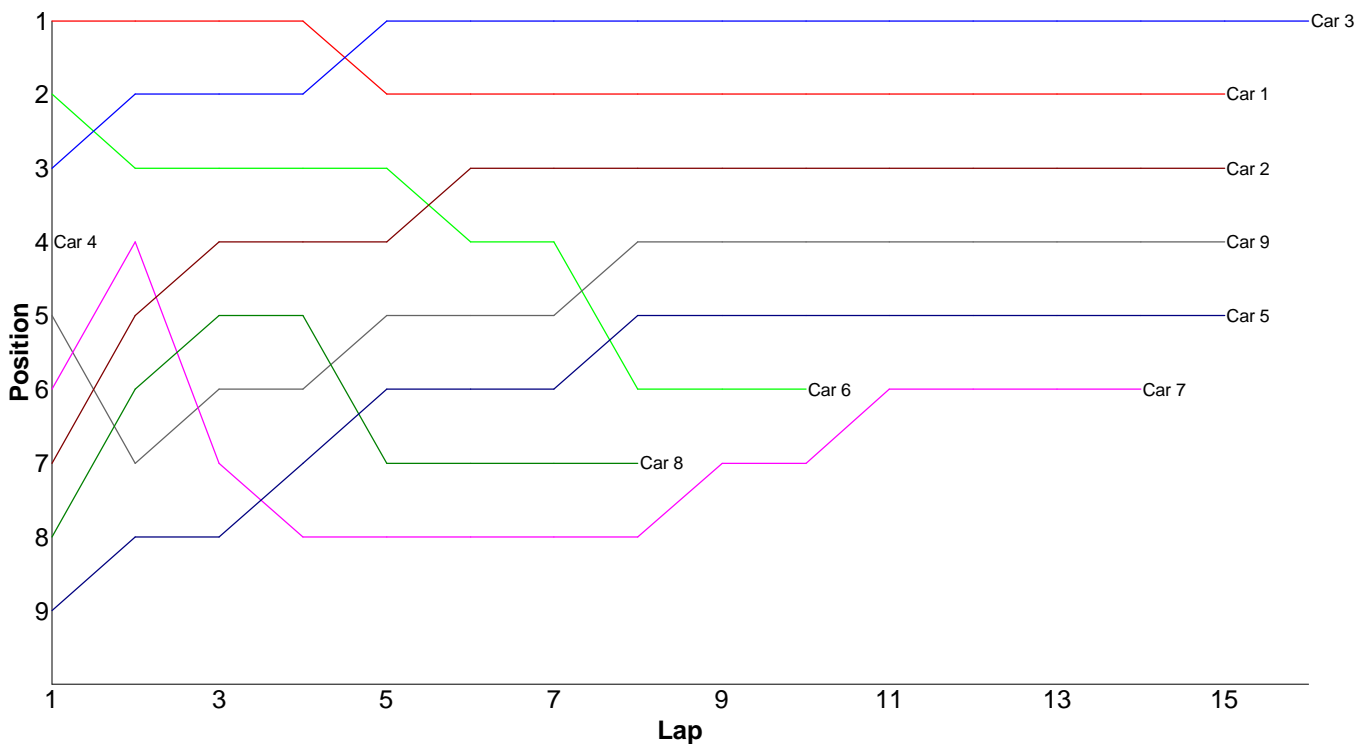
Lap	Car 1	Car 2	Car 3	Car 4	Car 5	Car 6
1	17.59	18.99	20.76	22.57		
2	26.54	43.18	37.02	37.59		
3	27.09	27.53	35.29	28.47		
4	41.18	32.58	28.56	28.42		
5	27.29	26.79	28.93	29.58		
6	27.23	27.72	29.08	28.00		
7	26.06	26.49	28.44	27.86		
8	26.58	28.46	28.26	31.91		
9	25.69	27.26	28.26	27.77		
10	26.26	27.19		27.79		
11	26.57	27.83		28.51		
12	25.61					
13						



# Stock Touring - B Final

Pos	Car	Form	Name	Member Type	Car Make	Result	Ave	Best
1	3	F2	James Davis	2009	Tamiya	16 / 315.10	19.69	18.19
2	1		Gary Fuller	2009	Xray	15 / 302.36	20.15	18.28
3	2		Chris Graco	G08a	Xray	15 / 309.94	20.66	18.51
4	9	F2	Scott Stokes	2009	Xray	15 / 312.69	20.84	18.25
5	5	F2	Kieran Stokes (J)	2009	Xray	15 / 313.27	20.88	18.24
6	7		Jason Saunders	G09A	Yokomo	14 / 312.01	22.28	19.41
7	6		Chris Bradshaw	2009	Xray	10 / 226.10	22.61	19.28
8	8		Lee Smith	08XX	Associated	8 / 191.58	23.94	19.22
9	4	F2	Craig Murrell (J)	2009	Xray	1 / 33.17	33.17	33.17
10	10	F2	Andy Lewis	2009	Hot Bodies	0 / 0.00	0.00	0.00

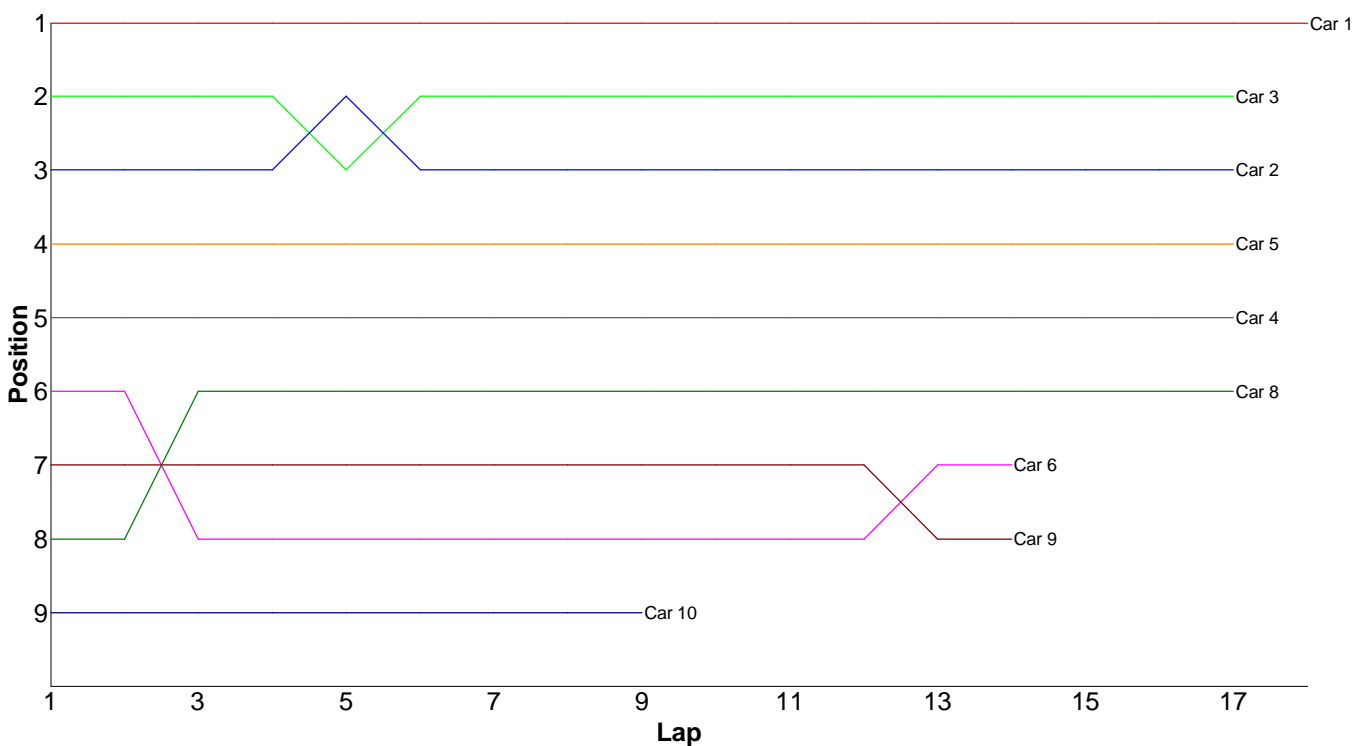
Lap	Car 1	Car 2	Car 3	Car 4	Car 5	Car 6	Car 7	Car 8	Car 9	Car 10
1	27.62	41.49	31.46	33.17	46.77	31.07	38.40	42.18	36.65	
2	18.35	19.24	18.67		20.22	19.28	21.34	19.33	29.51	
3	18.74	19.79	18.42		19.94	19.88	26.85	20.86	19.55	
4	20.05	19.09	18.58		19.42	19.41	21.55	21.48	19.09	
5	28.98	18.84	18.58		18.75	26.21	20.10	23.85	19.00	
6	19.22	19.28	18.87		18.85	22.38	19.77	19.22	18.25	
7	18.96	18.95	18.57		19.47	20.56	20.62	20.95	18.64	
8	19.63	19.73	18.35		18.83	26.07	24.43	23.71	18.37	
9	18.73	18.76	18.58		18.24	20.17	19.92		18.53	
10	18.78	18.85	24.08		18.44	21.07	19.72		18.81	
11	18.28	18.76	18.79		18.92		19.46		19.01	
12	18.54	19.55	18.63		18.46		20.39		19.52	
13	18.85	20.04	18.19		18.85		20.05		19.77	
14	19.19	19.06	18.19		19.60		19.41		19.35	
15	18.44	18.51	18.47		18.51				18.64	
16			18.67							
17										



# Stock Touring - A Final

Pos	Car	Form	Name	Member Type	Car Make	Result	Ave	Best
1	1		Rob Baxter	G09A	Xray	18 / 308.05	17.11	16.29
2	3	F1	Nigel Moss	2009	Hot Bodies	17 / 300.14	17.65	16.21
3	2	F2	Scott Hauser	2009	Xray	17 / 303.93	17.87	16.56
4	5		Kevin Bissell	2009	Hot Bodies	17 / 311.96	18.35	17.01
5	4	F1	Jon Wilkins	2009	Hot Bodies	17 / 313.91	18.46	16.96
6	8	F1	David Clift	2009		17 / 314.92	18.52	16.47
7	6	F2	Dave Skelton	2009	Xray	14 / 304.20	21.72	17.97
8	9	F1	Ian Cairns	2009	Xray	14 / 305.10	21.79	17.86
9	10	F2	Robin Francis	2009	Hot Bodies	9 / 307.63	34.18	17.86
10	7		Mark Fagan	2009	Serpent	0 / 0.00	0.00	0.00

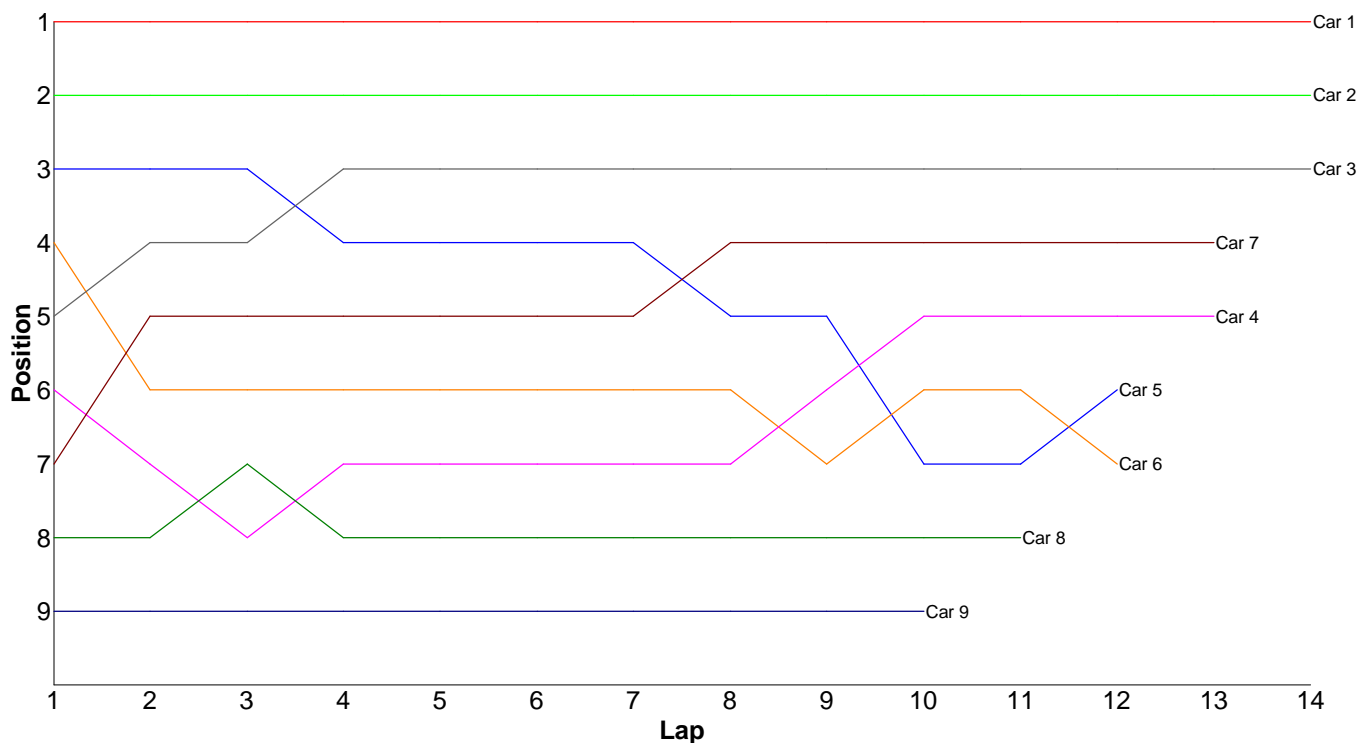
Lap	Car 1	Car 2	Car 3	Car 4	Car 5	Car 6	Car 7	Car 8	Car 9	Car 10
1	25.35	27.33	26.66	30.17	27.82	33.03		37.46	36.09	145.91
2	16.29	17.81	17.08	18.81	18.65	18.79		18.21	18.83	20.47
3	16.60	17.28	16.39	17.92	17.56	49.28		18.93	20.93	21.23
4	16.59	17.01	18.71	17.63	17.01	19.18		17.52	18.94	17.86
5	16.61	16.97	17.65	17.22	17.41	18.49		17.07	19.92	18.08
6	16.69	17.28	17.04	17.51	17.60	18.34		16.75	17.86	20.39
7	16.94	17.51	17.33	17.31	17.51	18.85		17.25	19.48	20.07
8	16.55	18.47	16.61	17.92	17.46	17.97		17.09	18.16	24.80
9	16.43	17.00	16.67	17.26	17.67	18.14		17.16	17.91	18.82
10	16.66	16.72	16.34	16.96	17.45	18.83		17.00	18.77	
11	16.60	17.80	16.32	18.83	17.84	18.40		17.98	40.68	
12	16.76	16.89	16.21	17.53	17.90	18.27		16.86	18.61	
13	16.59	16.65	16.72	17.40	17.83	18.37		17.57	20.44	
14	16.93	16.56	16.56	18.15	17.73	18.26		16.47	18.48	
15	16.52	16.76	16.56	18.40	18.42			17.01		
16	16.78	16.83	16.61	17.88	17.90			17.59		
17	16.63	19.06	20.68	17.01	18.20			17.00		
18	16.53									
19										



# Bikes 1/5th - A Final

Pos	Car	Form	Name	Member Type	Car Make	Result	Ave	Best
1	1	F1	Roki Read	2009		14 / 309.43	22.10	13.82
2	2		Graham Clarke	G09A		14 / 318.12	22.72	15.74
3	3		Simon Lancaster	G09A		14 / 323.74	23.12	21.41
4	7		Chris Groom	2009		13 / 319.77	24.59	23.34
5	4	F1	Steve Leake	2009		13 / 320.30	24.63	22.04
6	5	F1	Andy Carless	2009		12 / 311.93	25.99	18.44
7	6		Dave Richards	2009		12 / 312.62	26.05	20.04
8	8	F2	Scott Adderson	2009		11 / 304.95	27.72	24.48
9	9		Matthew Book	2009		10 / 329.35	32.93	27.44

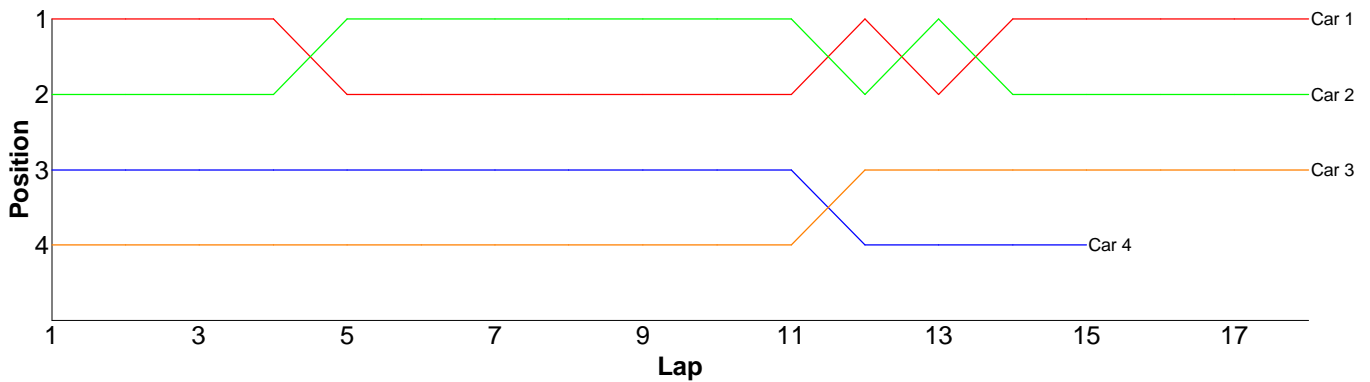
Lap	Car 1	Car 2	Car 3	Car 4	Car 5	Car 6	Car 7	Car 8	Car 9
1	13.82	15.74	21.41	24.40	18.44	20.04	25.13	28.04	30.57
2	21.48	23.04	26.39	27.42	24.40	31.41	23.46	26.66	39.45
3	21.52	24.48	22.17	37.00	23.15	24.47	23.60	30.97	27.44
4	21.93	22.67	22.50	28.19	31.55	23.63	26.98	38.37	35.89
5	21.50	27.67	22.56	22.16	23.92	35.16	23.74	25.08	33.30
6	22.39	22.48	22.20	22.17	24.41	25.00	24.84	25.23	28.68
7	21.69	22.55	27.07	22.75	23.47	23.11	24.13	24.54	33.10
8	22.12	22.16	21.63	22.46	28.97	23.15	24.33	24.48	31.62
9	21.10	22.50	22.13	22.11	23.34	26.34	24.44	25.78	29.66
10	21.95	22.11	22.89	22.17	42.40	24.83	23.34	25.15	39.64
11	21.97	23.08	21.82	23.02	24.67	25.01	26.08	30.65	
12	27.24	23.35	21.93	22.04	23.21	30.47	25.51		
13	28.57	23.47	21.63	24.41			24.19		
14	22.15	22.82	27.41						
15									



# Pro-Stock - B Final

Pos	Car	Form	Name	Member Type	Car Make	Result	Ave	Best
1	1		Ori Sohachevsky	2009	Schumacher	18 / 305.98	16.99	15.63
2	2		Jamie Vassallo	2009	Schumacher	18 / 306.32	17.01	15.81
3	3		Darren Sullivan	G08a	Serpent	18 / 316.68	17.59	16.41
4	4	F2	Neil Talbot	2009	Xray	15 / 273.02	18.20	16.52
5	5		Graham Staples	G09A	Xray	0 / 0.00	0.00	0.00

Lap	Car 1	Car 2	Car 3	Car 4	Car 5
1	25.80	26.53	29.88	29.08	
2	16.08	16.71	17.20	17.48	
3	16.03	16.46	17.40	16.87	
4	16.93	16.44	16.92	16.82	
5	19.50	16.66	17.30	16.65	
6	16.27	16.67	16.69	16.72	
7	15.63	16.51	16.67	16.57	
8	16.37	16.55	16.51	16.71	
9	16.95	16.86	16.66	16.52	
10	16.18	16.03	16.41	17.53	
11	15.71	15.81	16.82	16.80	
12	15.86	16.73	16.63	21.95	
13	16.99	16.20	16.51	18.87	
14	16.96	17.20	16.89	17.31	
15	16.20	16.60	16.78	17.14	
16	16.20	16.19	16.89		
17	16.17	15.97	17.18		
18	16.15	16.20	17.34		
19					



# Pro-Stock - A Final

Pos	Car	Form	Name	Member Type	Car Make	Result	Ave	Best
1	1		Glen Westwood	2009	Schumacher	20 / 310.59	15.52	14.74
2	2		Jay Westwood	2009	Schumacher	19 / 303.21	15.95	14.82
3	5	F1	John Zottl	2009	Xray	19 / 307.50	16.18	15.36
4	4		Matthew Quinlisk	2009	Hot Bodies	19 / 311.64	16.40	15.47
5	7	F1	Kieran Clift (J)	2009	Schumacher	18 / 304.49	16.91	15.26
6	9		Tim Langdell	08XX	Serpent	18 / 316.11	17.56	15.71
7	10	F1	Nick Adams	2009	Tamiya	17 / 300.77	17.69	15.43
8	3		Mark Sadler	08XX	Hot Bodies	10 / 164.19	16.41	15.21
9	8	F1	Scott Hauser	2009	Xray	8 / 165.56	20.69	16.08
10	6	F1	Brian Killick	2009	Xray	4 / 95.38	23.84	16.26

Lap	Car 1	Car 2	Car 3	Car 4	Car 5	Car 6	Car 7	Car 8	Car 9	Car 10
1	22.90	23.31	24.60	25.13	25.80	44.91	27.17	29.70	27.71	33.79
2	15.00	14.86	15.59	15.96	17.08	17.20	16.35	16.29	16.67	20.36
3	14.91	14.82	15.69	16.11	15.59	17.01	16.20	16.29	16.22	20.35
4	14.99	15.02	15.50	15.83	15.58	16.26	16.15	16.08	16.18	16.05
5	14.74	15.22	15.21	15.59	15.47		15.76	16.40	16.24	15.43
6	14.75	20.61	15.47	15.71	15.37		16.18	21.76	16.62	15.51
7	15.03	15.44	15.41	15.75	15.56		16.77	26.95	16.34	16.08
8	16.13	15.14	16.03	15.51	15.56		19.74	22.09	16.42	15.64
9	14.74	15.05	15.26	15.54	15.53		16.11		16.43	15.47
10	14.92	14.90	15.43	15.47	15.50		16.77		27.21	16.89
11	14.88	17.27		18.75	16.05		17.40		15.92	16.06
12	15.67	15.07		15.86	15.50		16.41		16.37	18.47
13	14.75	15.01		15.97	15.41		16.24		15.71	16.05
14	16.22	15.20		15.69	15.44		15.46		16.73	16.41
15	15.42	15.18		16.02	15.36		15.34		16.33	15.88
16	15.21	15.18		15.53	15.70		15.65		16.26	15.75
17	14.96	15.24		15.64	15.53		15.53		16.50	16.58
18	15.01	15.55		15.96	15.54		15.26		16.25	
19	15.25	15.14		15.62	15.93					
20	15.11									
21										

