

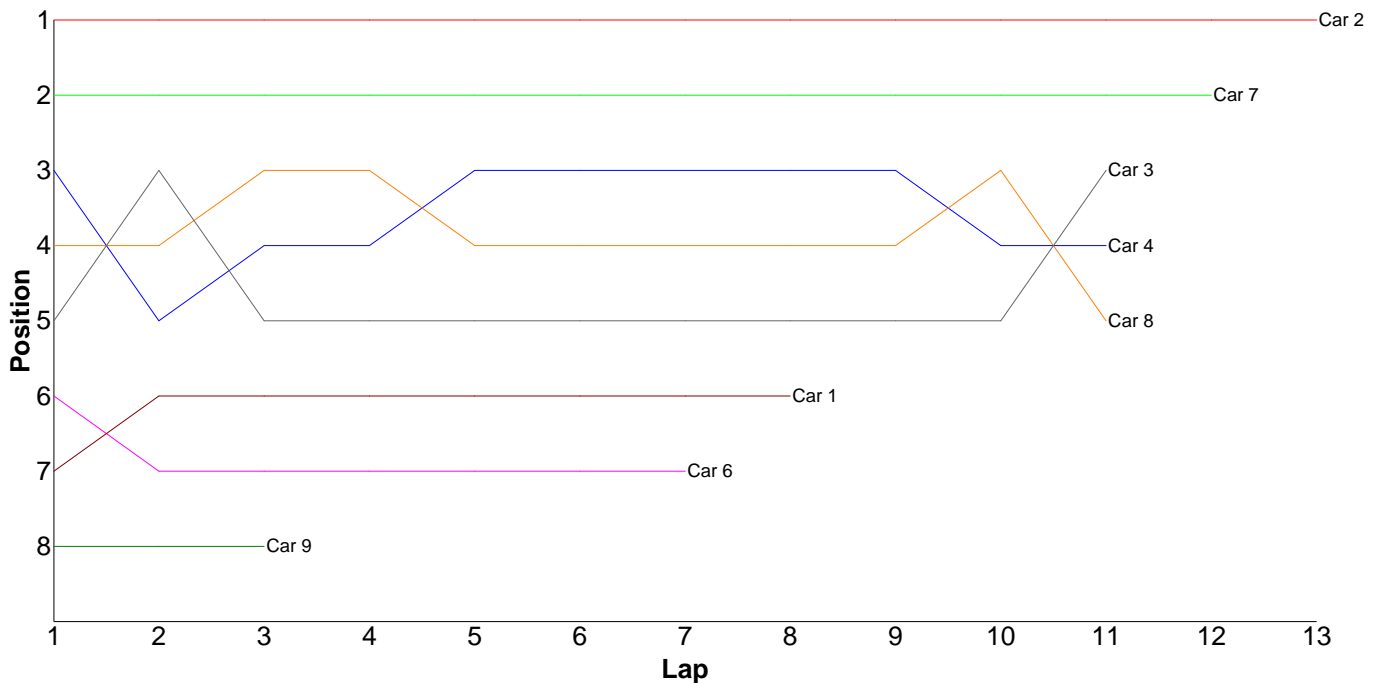
AMCC Winter Championship 2008/09 - Round 8: 18/1/2009

Race Results

Heat 1 - Round 1 (<GT / Sport>)

Pos	Car	Form	Name	Class	Member Type	Car Make	Result	Ave
1	2	F4	Tim Webb	Formula GT	2009	Tamiya	13 / 324.16	24.93
2	7	F2	Nicholas Mugridge	EP Sport	2009	HPI	12 / 324.43	27.03
3	3	F1	Nigel Moss	Formula GT	2009	Tamiya	11 / 304.89	27.71
4	4	F3	Dave Skelton	Formula GT	2008 XX	Associated	11 / 306.12	27.82
5	8		Jason Elliot	EP Sport	G A	Tamiya	11 / 306.17	27.83
6	1	F4	Jon Wilkins	Formula GT	2008 XX	Associated	8 / 277.94	34.74
7	6	F4	Brian Killick	Formula GT	2009	Tamiya	7 / 257.88	36.84
8	9		Tim Mugridge	EP Sport	2009	Yokomo	3 / 131.99	43.99
9	5	F4	Neil Talbot	Formula GT	2008 XX	Tamiya	0 / 0.00	0.00

Lap	Car 1	Car 2	Car 3	Car 4	Car 5	Car 6	Car 7	Car 8	Car 9
1	39.60	25.79	33.27	28.70		38.31	28.09	30.17	43.59
2	30.14	25.34	24.42	31.20		37.85	27.35	27.80	39.05
3	32.94	24.51	35.02	27.07		43.81	26.24	28.51	49.35
4	31.98	25.77	25.18	27.57		36.05	26.15	27.40	
5	31.61	23.91	31.22	27.49		33.55	25.21	28.69	
6	41.85	24.96	28.89	26.24		39.12	24.58	27.32	
7	35.76	26.85	24.99	26.89		29.19	24.82	27.13	
8	34.06	25.06	26.84	28.42			34.82	28.30	
9		24.11	23.72	27.70			24.24	26.45	
10		24.10	25.70	27.62			30.30	26.81	
11		23.93	25.64	27.22			25.50	27.59	
12		25.60					27.13		
13		24.23							
14									



Heat 2 - Round 1 (Bikes 1/8th)

Pos	Car	Form	Name	Member Type	Car Make	Result	Ave	Best
=1	1	F1	Roki Read	2009		0 / 0.00	0.00	0.00
=1	2		Simon Lancaster			0 / 0.00	0.00	0.00
=1	3	F3	Chris Groom	2008 XX		0 / 0.00	0.00	0.00
=1	4	F4	Peter Chang	2009		0 / 0.00	0.00	0.00
=1	5	F4	Andy Carless	2009		0 / 0.00	0.00	0.00
=1	6		Dave Richards	2008 XX		0 / 0.00	0.00	0.00

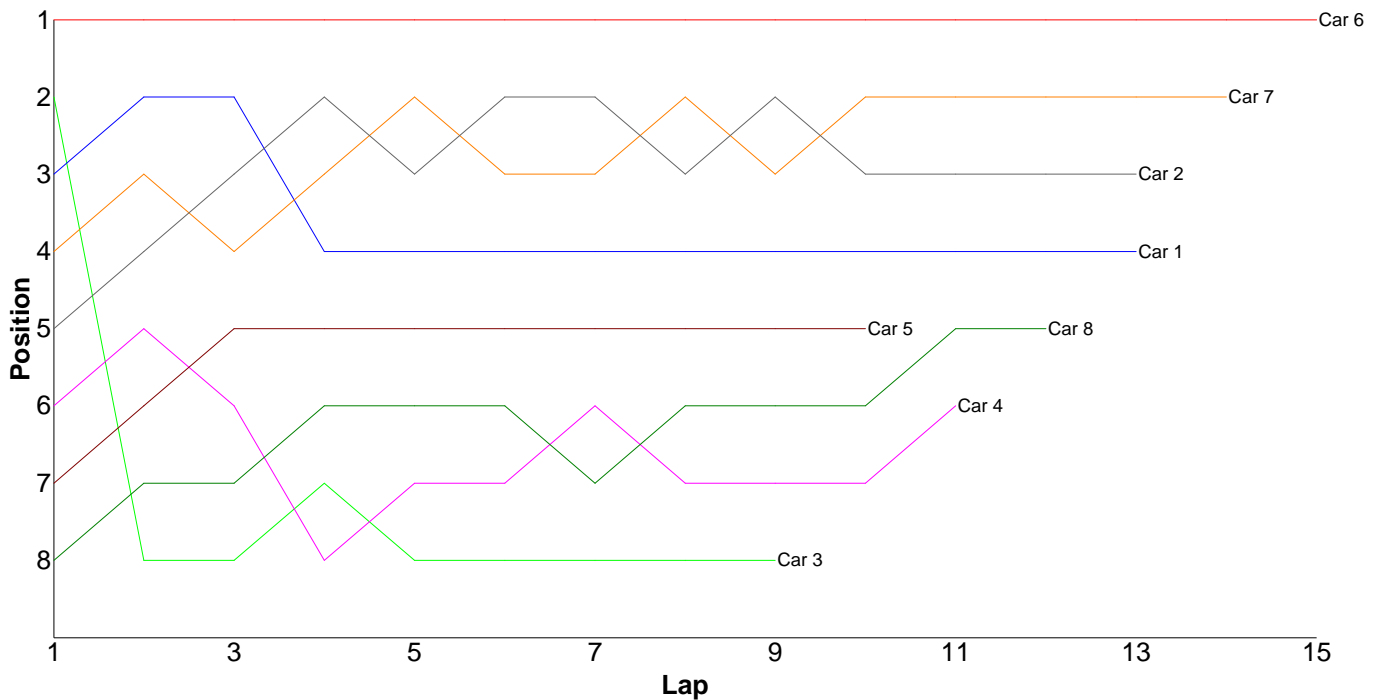
Lap	Car 1	Car 2	Car 3	Car 4	Car 5	Car 6
-----	-------	-------	-------	-------	-------	-------

1

Heat 3 - Round 1 (Stock Touring)

Pos	Car	Form	Name	Member Type	Car Make	Result	Ave	Best
1	6		Scott Hauser	2009	Xray	15 / 311.77	20.78	19.49
2	7		Mark Fagan	2009	Serpent	14 / 310.26	22.16	19.88
3	2		Craig Murrell (J)	2009	Xray	13 / 300.53	23.11	20.75
4	1	F2	Robin Francis	2008 XX	Hot Bodies	13 / 320.64	24.66	21.61
5	8	F2	Jose Jimemez	2008 XX	Xray	12 / 316.66	26.38	22.69
6	4	F2	Kieran Stokes (J)	2008 XX	Xray	11 / 304.98	27.72	21.78
7	5	F2	Andy Lewis	2009	Hot Bodies	10 / 264.84	26.48	25.50
8	3	F2	James Davis	2009	Tamiya	9 / 305.33	33.92	21.94

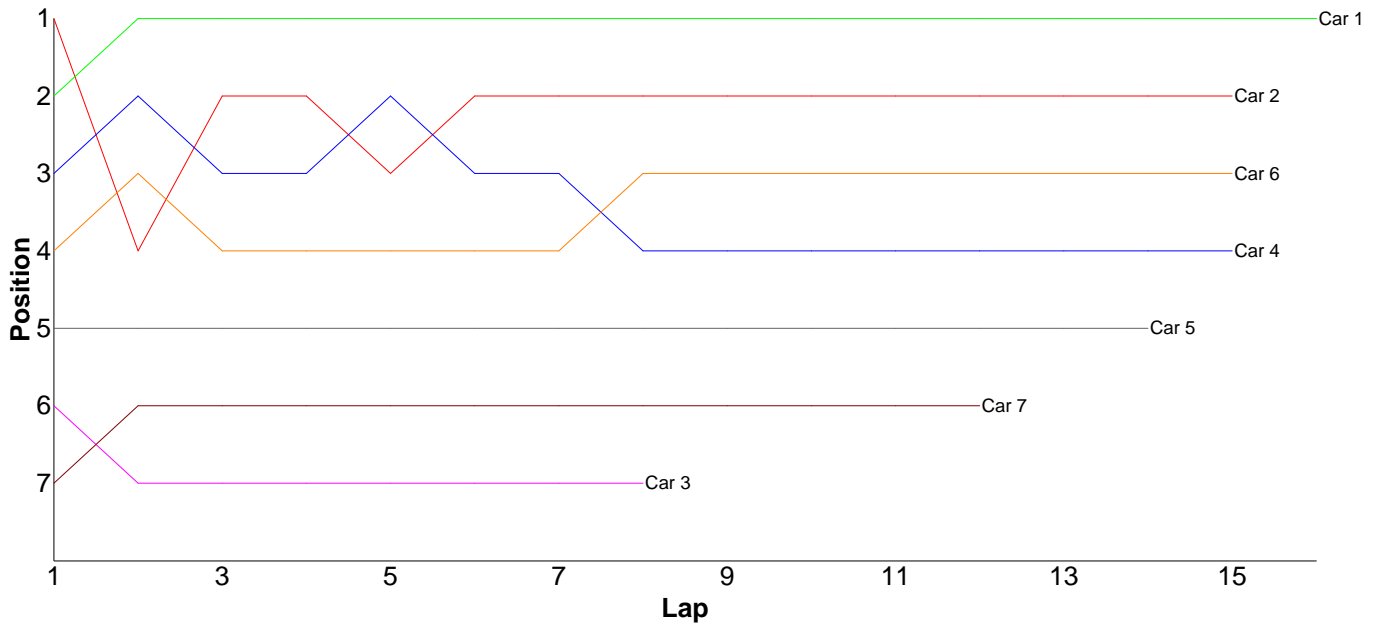
Lap	Car 1	Car 2	Car 3	Car 4	Car 5	Car 6	Car 7	Car 8
1	23.39	24.30	23.34	25.62	26.96	22.59	23.53	29.36
2	22.69	23.90	42.52	26.68	25.50	21.16	22.61	27.95
3	22.93	22.61	24.32	28.69	26.34	20.64	27.28	27.63
4	27.41	22.31	21.94	35.62	26.83	24.17	21.98	23.68
5	26.16	26.34	31.25	23.51	26.48	21.12	22.63	29.92
6	22.51	22.87	32.53	25.21	27.26	20.42	24.42	26.10
7	29.60	21.34	80.31	22.57	25.77	20.16	22.35	24.88
8	22.34	21.77	23.22	36.52	26.41	20.01	20.61	31.93
9	21.61	22.25	25.90	21.78	26.95	20.48	22.63	23.19
10	30.82	24.34		32.01	26.34	20.05	20.60	22.69
11	22.50	22.42		26.77		19.80	20.59	24.98
12	22.73	25.33				20.16	21.23	24.35
13	25.95	20.75				21.71	19.92	
14						19.81	19.88	
15						19.49		
16								



Heat 4 - Round 1 (Stock Touring)

Pos	Car	Form	Name	Member Type	Car Make	Result	Ave	Best
1	1	F1	Nigel Moss	2009	Hot Bodies	16 / 316.67	19.79	18.64
2	2	F1	Anthony Pedder	2009	Hot Bodies	15 / 304.90	20.32	18.97
3	6		Dave Skelton	2009	Xray	15 / 305.92	20.39	18.96
4	4	F1	David Clift	2009		15 / 315.55	21.03	19.14
5	5	F1	Jon Wilkins	2008 XX	Hot Bodies	14 / 309.09	22.07	19.54
6	7	F2	Scott Stokes	2008 XX	Xray	12 / 302.57	25.21	20.76
7	3	F1	Ian Cairns	2009	Xray	8 / 303.46	37.93	20.70

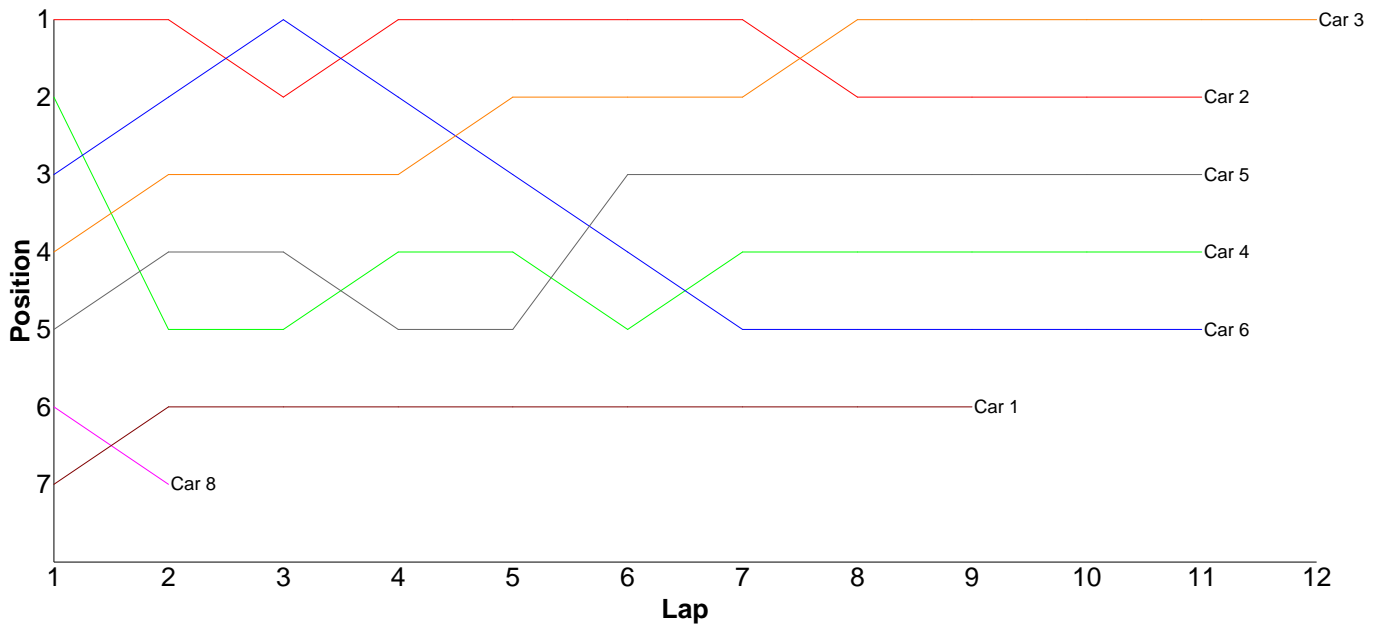
Lap	Car 1	Car 2	Car 3	Car 4	Car 5	Car 6	Car 7
1	20.25	20.09	23.76	20.38	22.83	20.84	28.09
2	19.45	21.79	129.97	20.21	21.31	20.78	30.30
3	20.07	20.17	21.75	23.36	29.49	24.30	21.97
4	19.25	19.31	38.16	19.89	24.78	20.42	25.73
5	19.08	23.02	22.17	20.52	20.77	20.37	22.08
6	19.10	19.83	20.70	21.96	21.81	20.20	24.58
7	19.74	19.54	24.65	19.77	23.05	20.51	30.90
8	20.24	20.24	22.30	20.35	20.47	18.96	28.38
9	19.16	19.32		20.86	20.82	19.36	24.09
10	18.98	19.80		23.34	20.20	22.21	22.88
11	19.29	19.61		26.27	22.69	19.85	20.76
12	20.19	19.74		19.88	19.54	19.68	22.81
13	21.63	21.48		19.14	21.20	19.61	
14	19.21	18.97		19.52	20.13	19.47	
15	18.64	21.99		20.10		19.36	
16	22.39						
17							



Heat 5 - Round 1 (Bikes 1/5th)

Pos	Car	Form	Name	Member Type	Car Make	Result	Ave	Best
1	3	F1	Steve Leake	2009		12 / 324.17	27.01	25.66
2	2		Simon Lancaster	G A		11 / 300.19	27.29	25.75
3	5	F2	Chris Groom	2008 XX		11 / 308.24	28.02	25.92
4	4	F1	Andy Carless	2009		11 / 319.60	29.05	26.31
5	6	F2	Dave Richards	2008 XX		11 / 323.78	29.43	25.19
6	1		Roki Read	2009		9 / 314.15	34.90	24.26
7	8	F2	Peter Chang	2008 XX		2 / 167.66	83.83	68.56
8	7	F2	Matthew Book	2008 XX		0 / 0.00	0.00	0.00

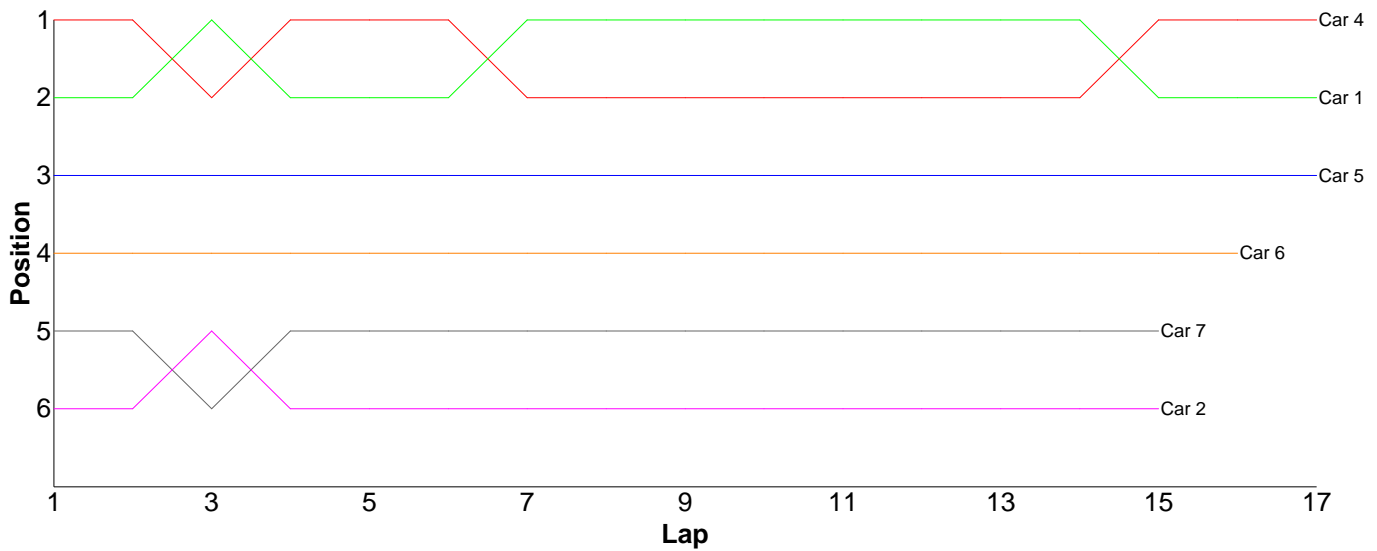
Lap	Car 1	Car 2	Car 3	Car 4	Car 5	Car 6	Car 7	Car 8
1	110.17	26.10	29.66	27.50	34.42	28.06		99.10
2	26.17	26.42	27.21	39.70	26.93	25.19		68.56
3	26.12	26.74	27.38	26.42	27.46	25.63		
4	25.42	26.48	26.82	26.99	33.33	31.93		
5	26.49	25.80	25.66	26.31	26.09	26.51		
6	25.09	27.16	25.89	32.46	25.92	38.31		
7	24.26	25.94	28.16	27.33	26.38	42.07		
8	25.17	36.56	28.22	28.15	27.82	26.90		
9	25.26	27.20	25.99	27.43	26.64	26.79		
10		26.04	25.84	29.67	27.15	26.30		
11		25.75	26.29	27.64	26.10	26.09		
12			27.05					
13								



Heat 7 - Round 1 (Pro-Stock)

Pos	Car	Form	Name	Member Type	Car Make	Result	Ave	Best
1	4	F1	Ori Sohachevsky	2008 XX	Schumacher	17 / 300.27	17.66	17.20
2	1	F1	Glen Westwood	2008 XX	Schumacher	17 / 303.53	17.85	17.11
3	5	F1	Nick Adams	2009	Tamiya	17 / 309.67	18.21	17.13
4	6	F1	Brian Killick	2009	Xray	16 / 312.29	19.51	17.98
5	7	F1	Matthew Quinlisk	2008 XX	Hot Bodies	15 / 305.62	20.37	17.75
6	2		Aaron Wearn	2008 XX	Schumacher	15 / 306.84	20.45	17.92
7	3	F1	Jay Westwood	2008 XX	Schumacher	0 / 0.00	0.00	0.00

Lap	Car 1	Car 2	Car 3	Car 4	Car 5	Car 6	Car 7
1	17.94	20.11		17.77	18.48	19.17	19.73
2	18.53	29.18		18.07	18.33	18.57	25.97
3	17.34	18.74		18.30	18.25	18.09	26.02
4	18.14	26.78		17.61	17.80	18.21	20.65
5	17.53	22.32		17.63	17.72	19.46	18.46
6	17.58	18.55		17.64	17.74	18.17	18.11
7	17.41	20.41		17.50	18.03	17.98	18.59
8	17.55	18.19		17.95	17.13	18.56	19.11
9	17.46	19.31		17.34	17.71	18.45	19.46
10	17.27	22.46		17.20	17.57	19.35	20.70
11	17.29	18.51		17.41	17.59	20.11	17.75
12	17.38	18.06		18.11	20.73	19.19	17.94
13	17.37	18.36		17.58	21.13	25.73	24.16
14	17.24	17.94		17.72	18.04	18.55	19.80
15	22.99	17.92		17.53	17.70	23.80	19.17
16	17.40			17.42	17.80	18.90	
17	17.11			17.49	17.92		
18							

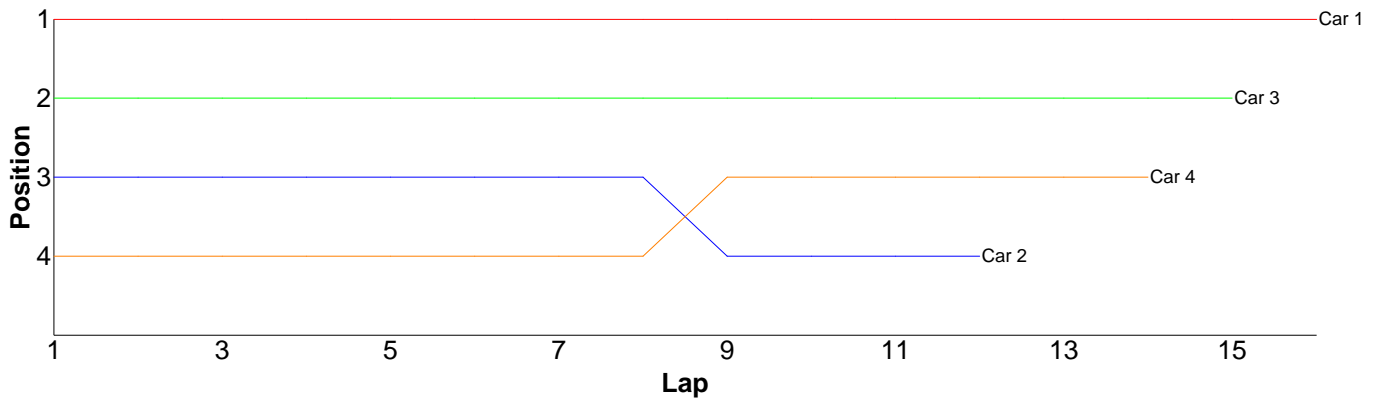


Heat 8 - Round 1 (IC Touring)

Pos	Car	Form	Name	Member Type	Car Make	Result	Ave	Best
1	1	F1	John Zottl	2009	Xray	16 / 303.21	18.95	18.28
2	3	F2	Phillip Pullen	2008 XX	Mugen	15 / 311.30	20.75	18.89
3	4	F2	Mark Fagan	2008 XX	Serpent	14 / 308.95	22.06	18.35
4	2	F1	David Forsythe	2009	Xray	12 / 280.10	23.34	19.28

Lap Car 1 Car 2 Car 3 Car 4

1	19.18	27.38	20.62	45.38
2	19.25	25.74	23.90	24.15
3	20.32	21.70	26.91	20.65
4	20.02	20.24	22.10	18.89
5	18.35	25.40	19.45	18.63
6	18.85	20.64	19.82	20.58
7	19.03	20.34	19.42	20.97
8	18.79	25.17	18.96	22.91
9	18.82	29.61	19.61	21.50
10	18.46	19.35	19.49	19.42
11	19.05	25.25	19.83	19.08
12	18.81	19.28	19.84	19.06
13	18.98		18.89	19.38
14	18.28		21.98	18.35
15	18.51		20.48	
16	18.51			
17				

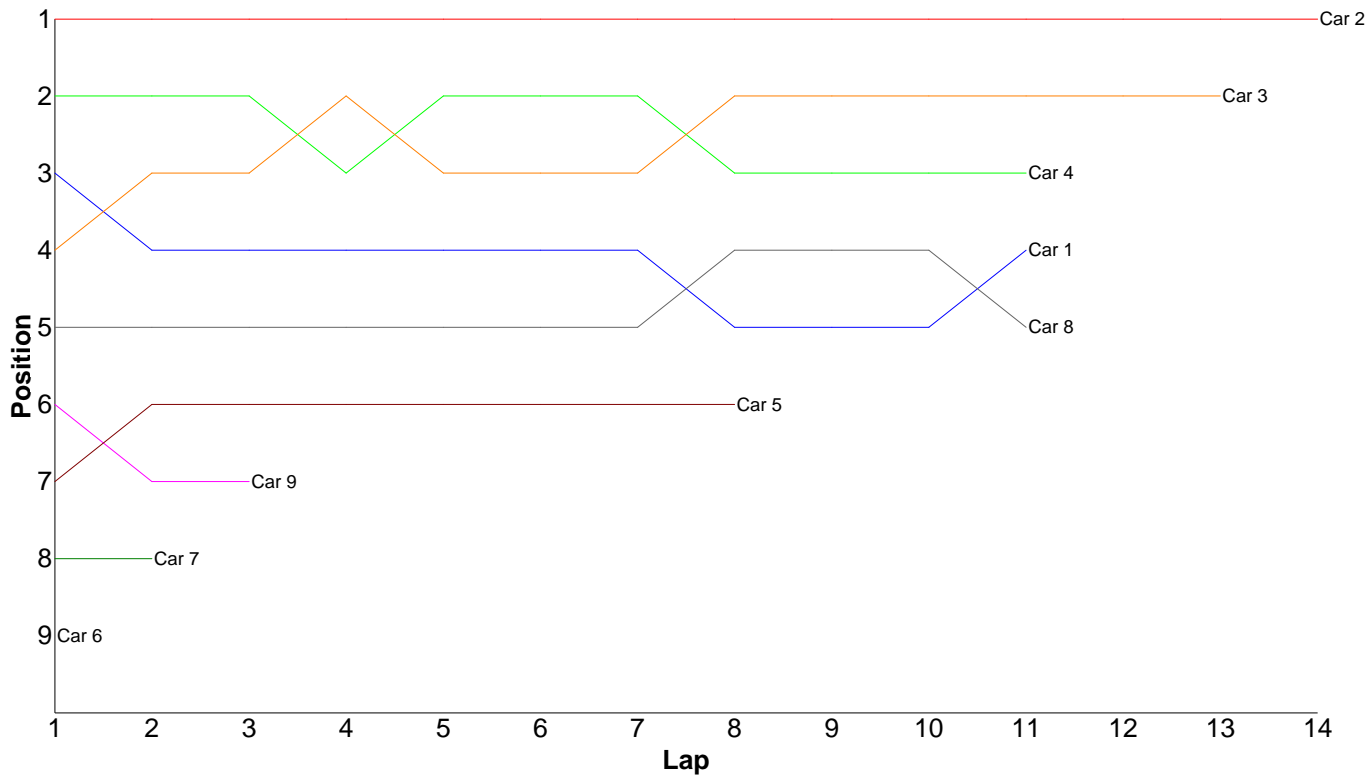


Heat 1 - Round 2 (<GT / Sport>)

Pos	Car	Form	Name	Class	Member Type	Car Make	Result	Ave
1	2	F4	Tim Webb	Formula GT	2009	Tamiya	14 / 320.77	22.91
2	3	F1	Nigel Moss	Formula GT	2009	Tamiya	13 / 312.05	24.00
3	4	F3	Dave Skelton	Formula GT	2008 XX	Associated	12 / 293.05	24.42
4	1	F4	Jon Wilkins	Formula GT	2008 XX	Associated	11 / 306.54	27.86
5	8		Jason Elliot	EP Sport	G A	Tamiya	11 / 315.61	28.69
6	5	F4	Neil Talbot	Formula GT	2008 XX	Tamiya	8 / 282.10	35.26
7	9		Tim Mugridge	EP Sport	2009	Yokomo	3 / 148.63	49.54
8	7	F2	Nicholas Mugridge	EP Sport	2009	HPI	2 / 272.22	136.11
9	6	F4	Brian Killick	Formula GT	2009	Tamiya	1 / 244.74	244.74

Lap Car 1 Car 2 Car 3 Car 4 Car 5 Car 6 Car 7 Car 8 Car 9

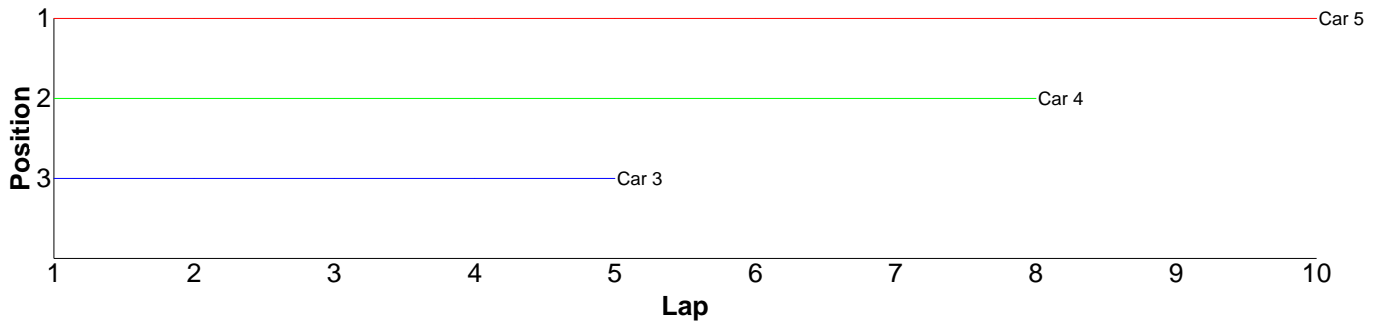
1	25.81	22.46	32.64	24.63	62.90	244.74	223.97	35.44	36.08
2	33.50	22.97	23.53	23.35	31.96		48.25	27.34	64.36
3	27.65	22.27	21.79	25.92	29.34			30.07	48.19
4	25.47	21.90	22.26	28.88	29.81			29.13	
5	38.44	21.72	28.51	23.50	34.72			32.72	
6	27.12	21.86	21.84	23.00	30.74			26.16	
7	26.20	22.19	22.59	22.97	33.06			25.64	
8	36.28	22.89	21.74	23.08	29.57			28.47	
9	33.48	21.82	22.16	23.36				27.14	
10	16.23	25.48	21.99	47.14				27.60	
11	16.36	22.57	23.63	27.22				25.90	
12		23.41	27.15						
13		22.91	22.22						
14		26.32							
15									



Heat 2 - Round 2 (Bikes 1/8th)

Pos	Car	Form	Name	Member Type	Car Make	Result	Ave	Best
1	5	F4	Andy Carless	2009		10 / 312.42	31.24	14.00
2	4	F4	Peter Chang	2009		8 / 307.57	38.44	33.40
3	3	F3	Chris Groom	2008 XX		5 / 273.52	54.70	40.06
=4	1	F1	Roki Read	2009		0 / 0.00	0.00	0.00
=4	2		Simon Lancaster			0 / 0.00	0.00	0.00
=4	6		Dave Richards	2008 XX		0 / 0.00	0.00	0.00

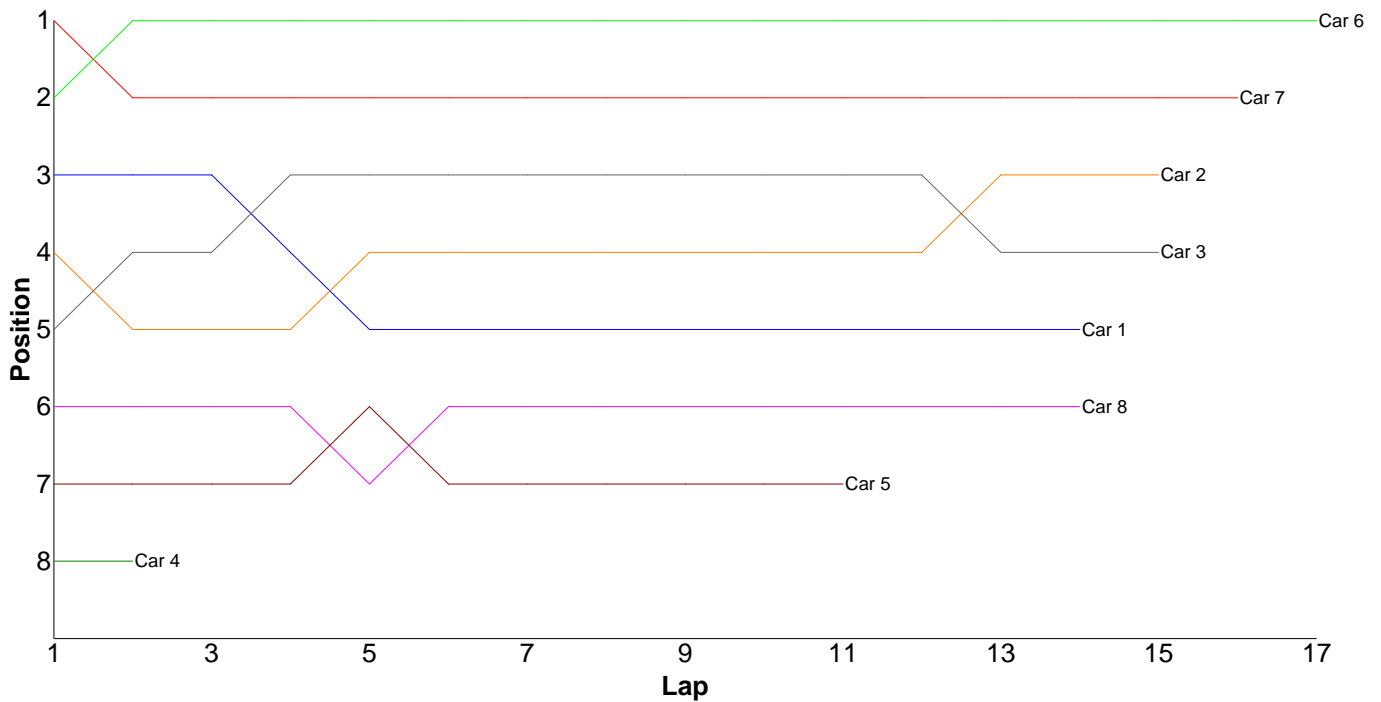
Lap	Car 1	Car 2	Car 3	Car 4	Car 5	Car 6
1			40.06	34.74	32.70	
2			64.01	40.55	37.24	
3			52.71	37.74	31.69	
4			74.58	41.70	43.39	
5			42.16	48.24	32.19	
6				33.40	30.30	
7				36.32	30.14	
8				34.88	33.00	
9					27.77	
10					14.00	
11						



Heat 3 - Round 2 (Stock Touring)

Pos	Car	Form	Name	Member Type	Car Make	Result	Ave	Best
1	6		Scott Hauser	2009	Xray	17 / 317.68	18.68	17.71
2	7		Mark Fagan	2009	Serpent	16 / 307.14	19.19	18.57
3	2		Craig Murrell (J)	2009	Xray	15 / 305.50	20.36	19.00
4	3	F2	James Davis	2009	Tamiya	15 / 306.64	20.44	19.01
5	1	F2	Robin Francis	2008 XX	Hot Bodies	14 / 302.40	21.60	19.61
6	8	F2	Jose Jimenez	2008 XX	Xray	14 / 322.53	23.03	19.55
7	5	F2	Andy Lewis	2009	Hot Bodies	11 / 288.86	26.26	21.92
8	4	F2	Kieran Stokes (J)	2008 XX	Xray	2 / 71.47	35.73	31.29

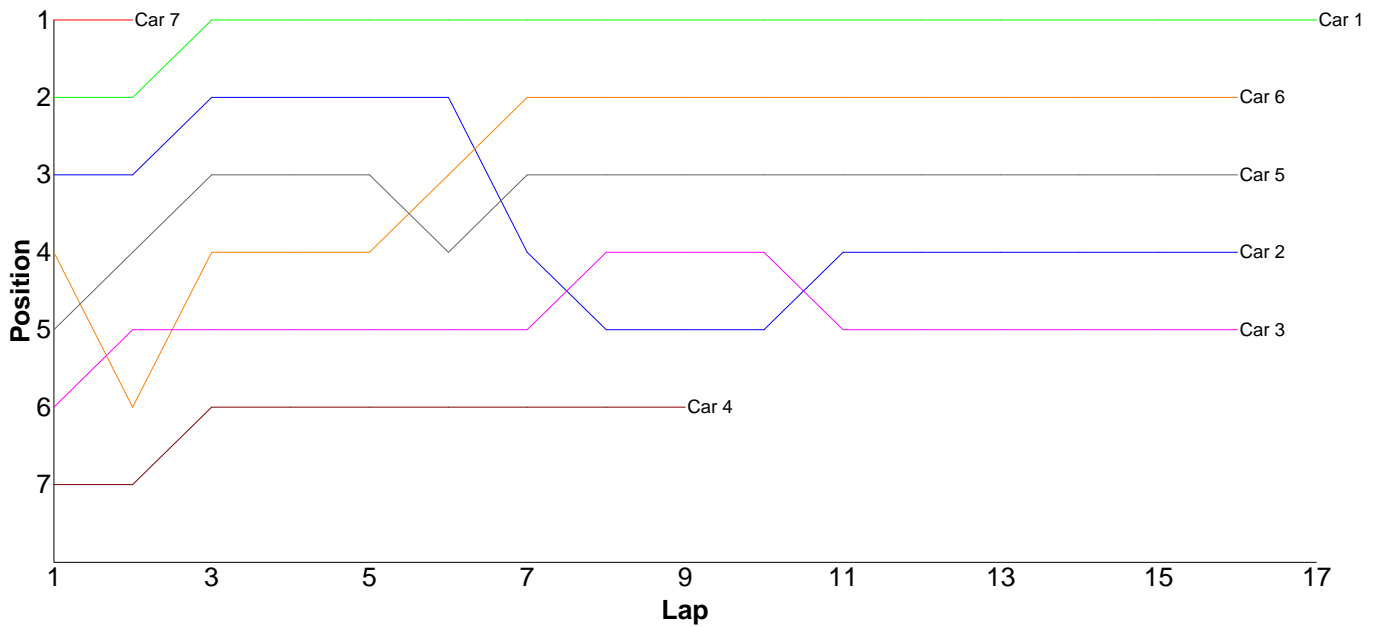
Lap	Car 1	Car 2	Car 3	Car 4	Car 5	Car 6	Car 7	Car 8
1	20.40	21.00	22.78	31.29	26.40	19.80	19.48	24.79
2	22.69	23.82	20.80	40.18	21.92	19.02	20.65	21.45
3	20.69	21.70	20.32		26.77	18.45	18.67	24.55
4	20.48	19.77	19.12		23.54	18.42	19.19	23.49
5	28.18	22.88	19.94		26.37	18.06	18.97	34.96
6	20.81	21.52	21.50		29.24	18.42	19.30	21.09
7	23.27	19.33	19.24		23.01	19.22	19.07	22.80
8	19.61	19.37	20.27		28.99	18.67	19.43	19.55
9	20.72	19.63	19.75		24.46	17.98	19.31	21.25
10	21.82	20.09	20.01		31.10	17.71	20.19	21.06
11	21.21	19.26	19.49		27.06	19.81	18.85	22.82
12	21.03	19.01	19.11			18.36	18.83	19.93
13	21.47	19.00	25.99			18.87	18.88	20.79
14	20.02	19.38	19.31			19.08	18.57	24.00
15		19.74	19.01			17.93	18.70	
16						18.19	19.05	
17						19.69		
18								



Heat 4 - Round 2 (Stock Touring)

Pos	Car	Form	Name	Member Type	Car Make	Result	Ave	Best
1	1	F1	Nigel Moss	2009	Hot Bodies	17 / 306.91	18.05	17.67
2	6		Dave Skelton	2009	Xray	16 / 304.17	19.01	18.23
3	5	F1	Jon Wilkins	2008 XX	Hot Bodies	16 / 308.63	19.28	18.35
4	2	F1	Anthony Pedder	2009	Hot Bodies	16 / 310.55	19.40	18.25
5	3	F1	Ian Cairns	2009	Xray	16 / 317.18	19.82	19.09
6	4	F1	David Clift	2009		9 / 306.53	34.05	17.81
7	7	F2	Scott Stokes	2008 XX	Xray	2 / 33.39	16.69	13.46

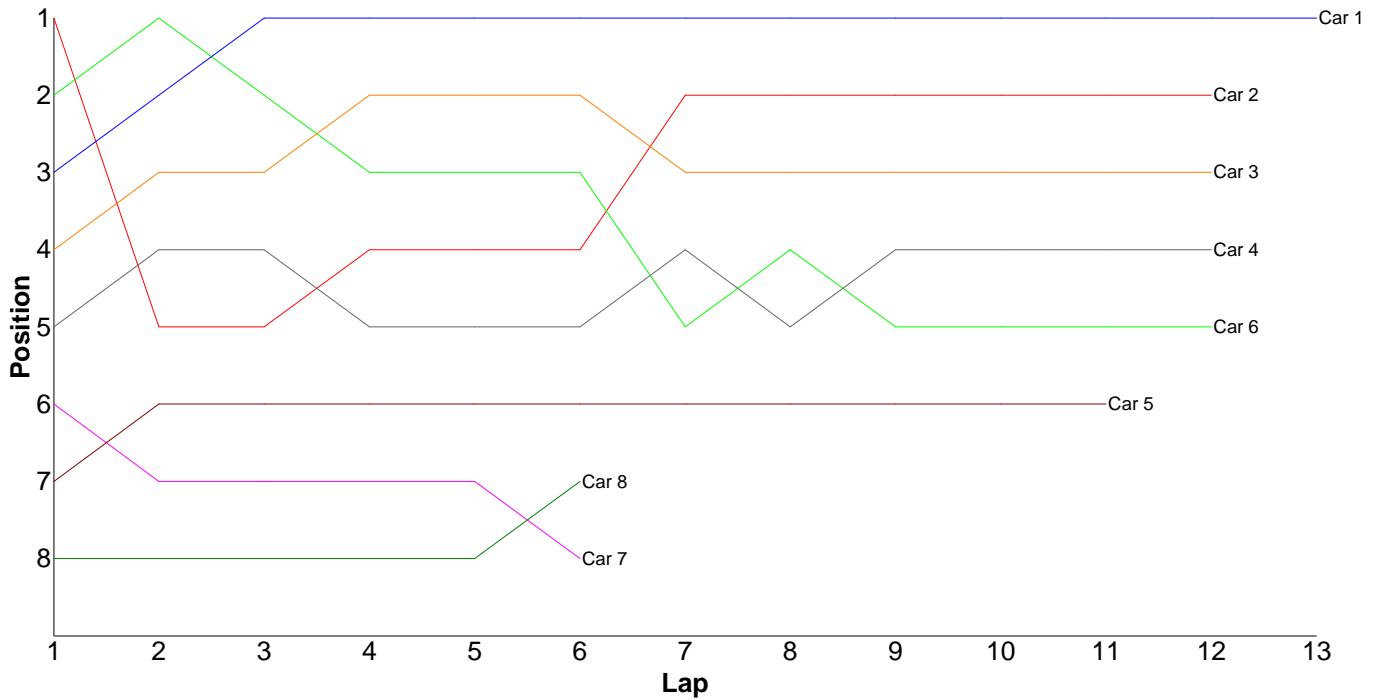
Lap	Car 1	Car 2	Car 3	Car 4	Car 5	Car 6	Car 7
1	17.91	18.77	19.95	158.38	19.66	19.56	13.46
2	17.87	18.49	19.53	17.82	19.81	21.17	19.93
3	17.75	18.88	23.01	18.31	19.27	18.85	
4	18.00	18.33	19.53	19.77	18.74	18.31	
5	17.67	18.34	19.69	19.45	18.96	18.55	
6	17.81	21.36	19.74	17.81	19.65	18.34	
7	17.93	24.52	19.16	18.72	19.01	18.39	
8	17.77	21.71	19.65	17.84	19.60	18.39	
9	18.11	20.12	19.40	18.43	19.59	18.90	
10	17.90	18.33	19.09		19.57	18.52	
11	17.80	18.25	19.24		19.39	21.38	
12	17.75	19.14	19.29		18.35	20.02	
13	17.85	18.62	21.45		18.96	18.49	
14	17.97	18.46	19.30		19.18	18.63	
15	20.40	18.36	19.39		19.48	18.44	
16	18.65	18.87	19.76		19.41	18.23	
17	17.77						
18							



Heat 5 - Round 2 (Bikes 1/5th)

Pos	Car	Form	Name	Member Type	Car Make	Result	Ave	Best
1	1		Roki Read	2009		13 / 321.65	24.74	23.67
2	2		Simon Lancaster	G A		12 / 300.17	25.01	23.94
3	3	F1	Steve Leake	2009		12 / 306.13	25.51	24.94
4	4	F1	Andy Carless	2009		12 / 317.48	26.45	25.18
5	6	F2	Dave Richards	2008 XX		12 / 323.30	26.94	24.47
6	5	F2	Chris Groom	2008 XX		11 / 317.53	28.86	25.33
7	8	F2	Peter Chang	2008 XX		6 / 254.34	42.39	35.10
8	7	F2	Matthew Book	2008 XX		6 / 260.89	43.48	33.87

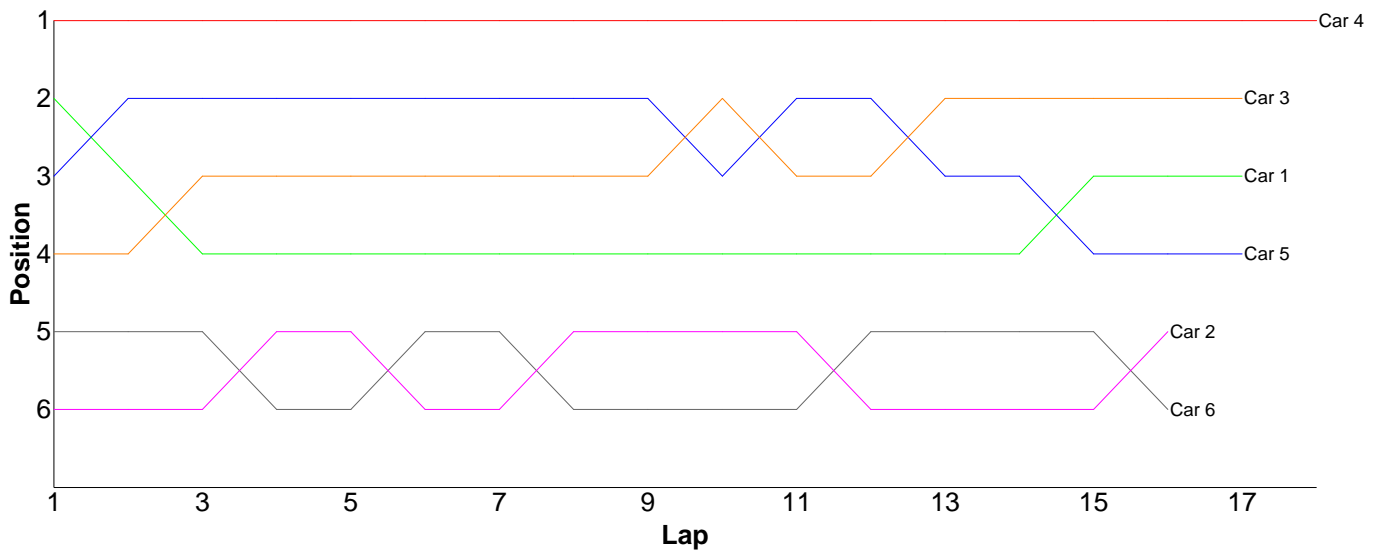
Lap	Car 1	Car 2	Car 3	Car 4	Car 5	Car 6	Car 7	Car 8
1	24.70	24.40	25.33	26.51	39.17	24.57	33.87	50.29
2	25.02	30.52	25.03	25.70	41.70	24.47	49.97	38.57
3	24.68	23.94	24.94	25.18	27.05	25.56	39.67	46.99
4	24.65	24.29	25.06	26.17	26.66	27.75	51.39	44.10
5	23.67	24.80	25.55	25.37	25.33	24.67	39.75	39.29
6	25.44	24.47	25.21	25.36	25.76	24.81	46.24	35.10
7	24.22	24.29	26.44	26.92	25.54	29.74		
8	24.67	24.40	25.84	32.17	27.47	31.07		
9	26.36	25.60	25.59	26.77	26.27	28.87		
10	24.84	24.86	25.57	25.59	26.71	27.76		
11	25.39	24.41	25.02	25.96	25.87	27.44		
12	24.16	24.19	26.55	25.78		26.59		
13	23.85							
14								



Heat 6 - Round 2 (Pro-Stock)

Pos	Car	Form	Name	Member Type	Car Make	Result	Ave	Best
1	4	F1	John Zottl	2009	Xray	18 / 314.47	17.47	17.02
2	3		Kieran Clift (J)	2009	Schumacher	17 / 304.55	17.91	17.22
3	1	F1	Scott Hauser	2008 XX	Xray	17 / 306.64	18.03	17.17
4	5	F2	Neil Talbot	2008 XX	Xray	17 / 313.17	18.42	17.50
5	2	F1	Jamie Vassallo	2008 XX	Schumacher	16 / 311.69	19.48	17.68
6	6		Chris Graco	G A	Xray	16 / 311.82	19.48	18.35

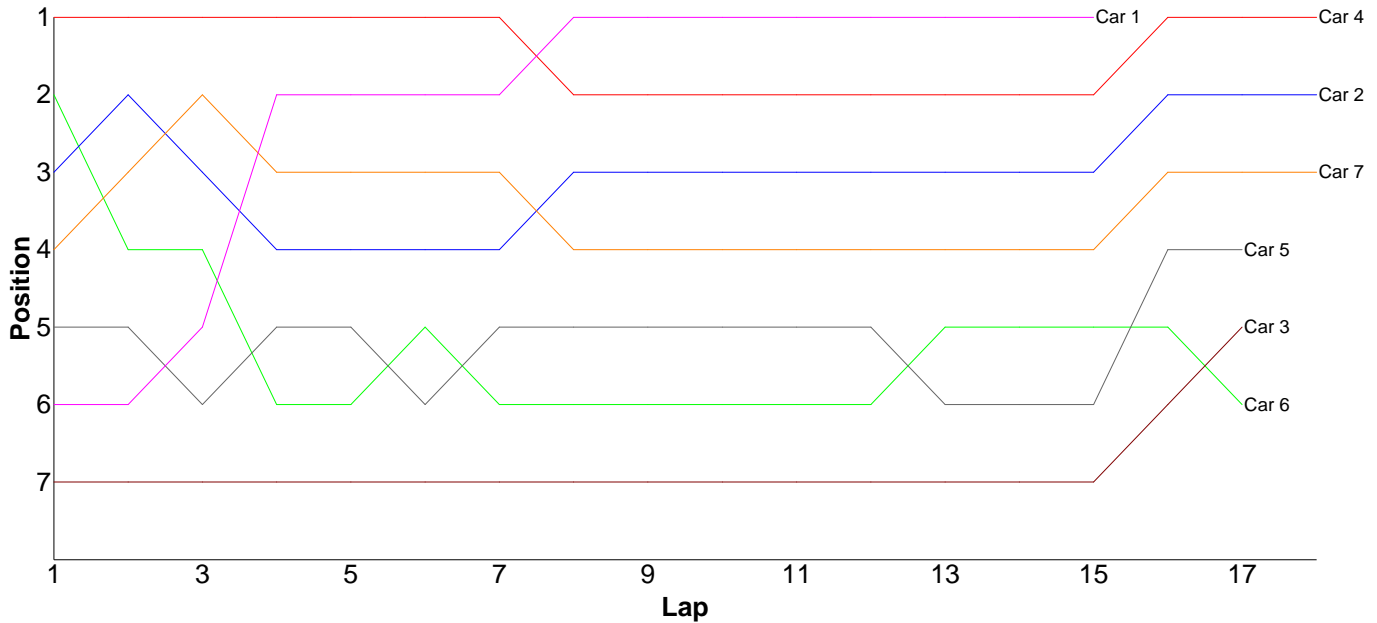
Lap	Car 1	Car 2	Car 3	Car 4	Car 5	Car 6
1	17.95	21.63	18.46	17.90	17.97	20.54
2	17.88	18.84	18.42	17.39	17.50	19.39
3	22.95	19.07	18.82	17.02	17.70	19.30
4	17.36	18.36	17.73	17.67	17.74	18.91
5	17.93	18.18	17.61	17.37	17.76	19.31
6	18.71	20.42	19.57	17.49	18.70	18.89
7	17.35	19.15	17.53	17.08	18.22	18.35
8	17.50	19.06	17.66	17.44	19.35	22.01
9	18.58	18.51	17.85	17.41	18.62	18.63
10	17.53	18.47	17.48	17.34	17.84	18.62
11	17.17	18.24	18.51	17.20	17.82	18.61
12	17.61	22.14	17.65	17.49	17.86	18.59
13	17.67	19.11	17.27	17.49	17.87	18.44
14	18.00	21.84	17.25	17.15	17.77	20.19
15	17.76	20.99	17.97	17.42	23.20	22.00
16	17.24	17.68	17.55	17.46	17.80	20.04
17	17.45		17.22	17.73	19.45	
18				18.42		
19						



Heat 7 - Round 2 (Pro-Stock)

Pos	Car	Form	Name	Member Type	Car Make	Result	Ave	Best
1	4	F1	Ori Sohachevsky	2008 XX	Schumacher	18 / 307.67	17.09	16.70
2	2		Aaron Wearn	2008 XX	Schumacher	18 / 312.51	17.36	17.02
3	7	F1	Matthew Quinlisk	2008 XX	Hot Bodies	18 / 315.08	17.50	16.89
4	5	F1	Nick Adams	2009	Tamiya	17 / 306.80	18.04	17.20
5	3	F1	Jay Westwood	2008 XX	Schumacher	17 / 308.58	18.15	16.76
6	6	F1	Brian Killick	2009	Xray	17 / 309.43	18.20	17.28
7	1	F1	Glen Westwood	2008 XX	Schumacher	15 / 255.03	17.00	16.54

Lap	Car 1	Car 2	Car 3	Car 4	Car 5	Car 6	Car 7
1	19.90	18.08	30.07	17.35	18.25	18.01	18.15
2	16.94	17.36	17.04	16.87	18.13	17.83	17.57
3	16.87	17.70	16.79	16.79	17.59	17.86	17.39
4	16.82	17.86	18.20	16.81	17.40	18.15	17.63
5	16.55	17.51	17.83	16.79	18.05	17.68	17.19
6	16.89	17.17	17.34	16.70	18.70	17.87	17.28
7	16.70	17.21	17.60	16.70	17.22	18.31	17.30
8	16.54	17.33	16.88	19.23	17.41	17.72	19.16
9	16.54	17.27	17.23	16.80	17.43	17.28	17.81
10	16.71	17.19	16.84	17.11	17.20	17.91	17.30
11	16.87	17.12	17.31	17.25	17.45	17.85	17.39
12	16.54	17.02	16.76	16.99	17.23	17.58	17.54
13	16.62	17.63	17.17	16.75	23.05	18.87	17.49
14	17.59	17.29	17.04	16.86	17.72	18.13	17.18
15	16.95	17.42	16.96	16.99	18.16	18.38	17.55
16		17.02	20.44	17.43	17.71	21.97	17.17
17		17.14	17.08	17.04	18.10	18.03	17.09
18		17.19		17.21			16.89
19							

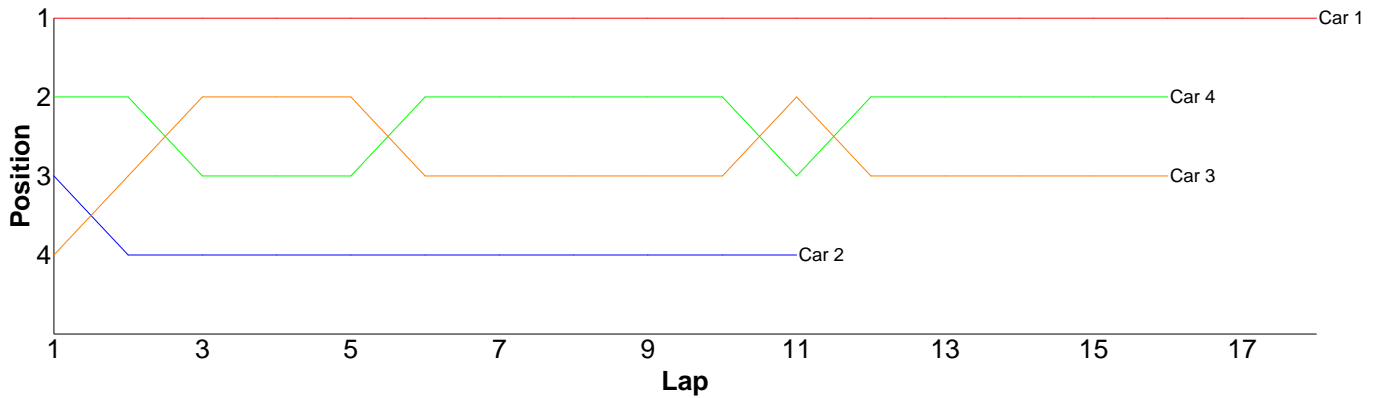


Heat 8 - Round 2 (IC Touring)

Pos	Car	Form	Name	Member Type	Car Make	Result	Ave	Best
1	1	F1	John Zottl	2009	Xray	18 / 313.10	17.39	17.09
2	4	F2	Mark Fagan	2008 XX	Serpent	16 / 306.76	19.17	17.56
3	3	F2	Phillip Pullen	2008 XX	Mugen	16 / 307.61	19.22	18.38
4	2	F1	David Forsythe	2009	Xray	11 / 301.04	27.36	18.07

Lap Car 1 Car 2 Car 3 Car 4

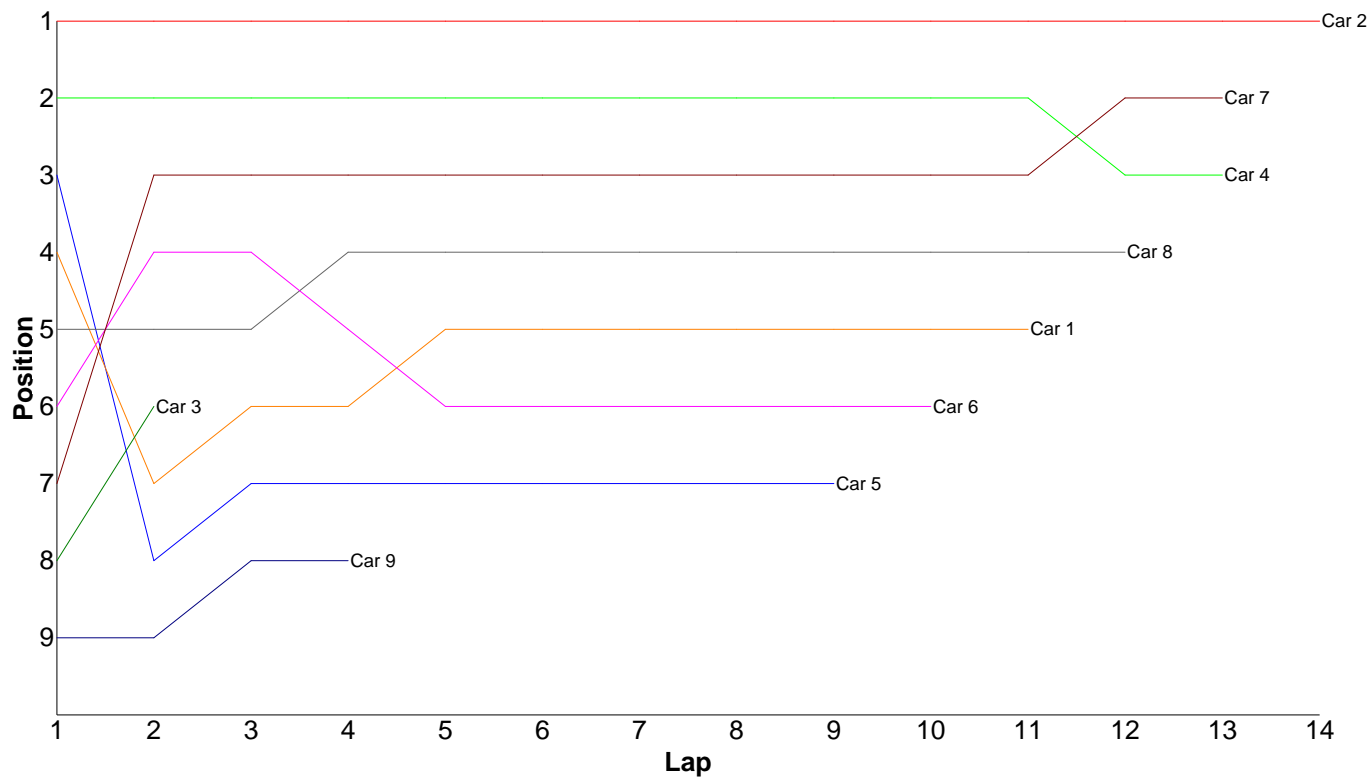
1	17.60	18.61	19.08	18.41
2	17.81	25.99	19.17	18.89
3	17.40	18.44	18.46	22.50
4	17.57	26.54	19.77	18.68
5	17.09	58.52	19.21	18.23
6	17.11	41.64	20.26	17.80
7	17.79	21.17	18.58	18.15
8	17.09	31.86	18.59	17.56
9	17.42	21.16	19.01	17.99
10	17.24	19.04	20.02	21.52
11	17.24	18.07	18.95	21.91
12	17.18		20.66	18.61
13	17.14		19.74	17.59
14	18.60		18.38	20.99
15	17.16		18.91	19.54
16	17.32		18.82	18.39
17	17.20			
18	17.14			
19				



Heat 1 - Round 3 (<GT / Sport>)

Pos	Car	Form	Name	Class	Member Type	Car Make	Result	Ave
1	2	F4	Tim Webb	Formula GT	2009	Tamiya	14 / 308.33	22.02
2	7	F2	Nicholas Mugridge	EP Sport	2009	HPI	13 / 301.57	23.19
3	4	F3	Dave Skelton	Formula GT	2008 XX	Associated	13 / 307.90	23.68
4	8		Jason Elliot	EP Sport	G A	Tamiya	12 / 304.86	25.40
5	1	F4	Jon Wilkins	Formula GT	2008 XX	Associated	11 / 297.97	27.08
6	6	F4	Brian Killick	Formula GT	2009	Tamiya	10 / 299.47	29.94
7	5	F4	Neil Talbot	Formula GT	2008 XX	Tamiya	9 / 300.36	33.37
8	9		Tim Mugridge	EP Sport	2009	Yokomo	4 / 269.33	67.33
9	3	F1	Nigel Moss	Formula GT	2009	Tamiya	2 / 59.67	29.83

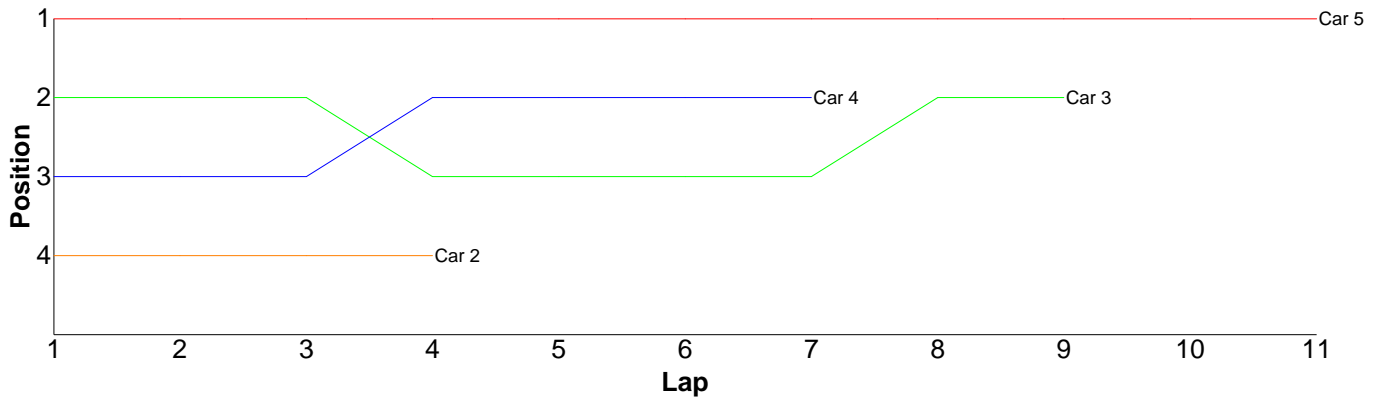
1	28.62	22.39	34.03	23.61	28.10	30.77	30.95	29.38	38.30
2	33.21	21.54	25.64	24.21	45.23	24.50	22.84	27.00	92.96
3	33.56	22.41		22.31	44.03	24.56	23.49	24.69	42.21
4	24.82	21.63		23.13	28.89	36.92	23.59	24.61	95.86
5	30.65	22.68		23.11	32.20	43.91	24.12	24.15	
6	23.68	22.49		22.97	26.44	23.80	22.23	23.47	
7	22.50	21.52		23.76	34.06	30.14	22.07	23.90	
8	25.75	24.36		21.97	32.61	28.07	21.77	22.89	
9	23.20	21.33		23.55	28.80	26.75	22.06	22.69	
10	22.57	21.43		22.82		30.05	22.10	24.04	
11	29.41	21.93		22.80			22.16	30.69	
12		20.81		31.40			22.03	27.35	
13		21.44		22.26			22.16		
14		22.37							
15									



Heat 2 - Round 3 (Bikes 1/8th)

Pos	Car	Form	Name	Member Type	Car Make	Result	Ave	Best
1	5	F4	Andy Carless	2009		11 / 327.82	29.80	28.20
2	3	F3	Chris Groom	2008 XX		9 / 317.02	35.22	30.72
3	4	F4	Peter Chang	2009		7 / 247.66	35.38	32.64
4	2		Simon Lancaster			4 / 195.74	48.93	35.70
=5	1	F1	Roki Read	2009		0 / 0.00	0.00	0.00
=5	6		Dave Richards	2008 XX		0 / 0.00	0.00	0.00

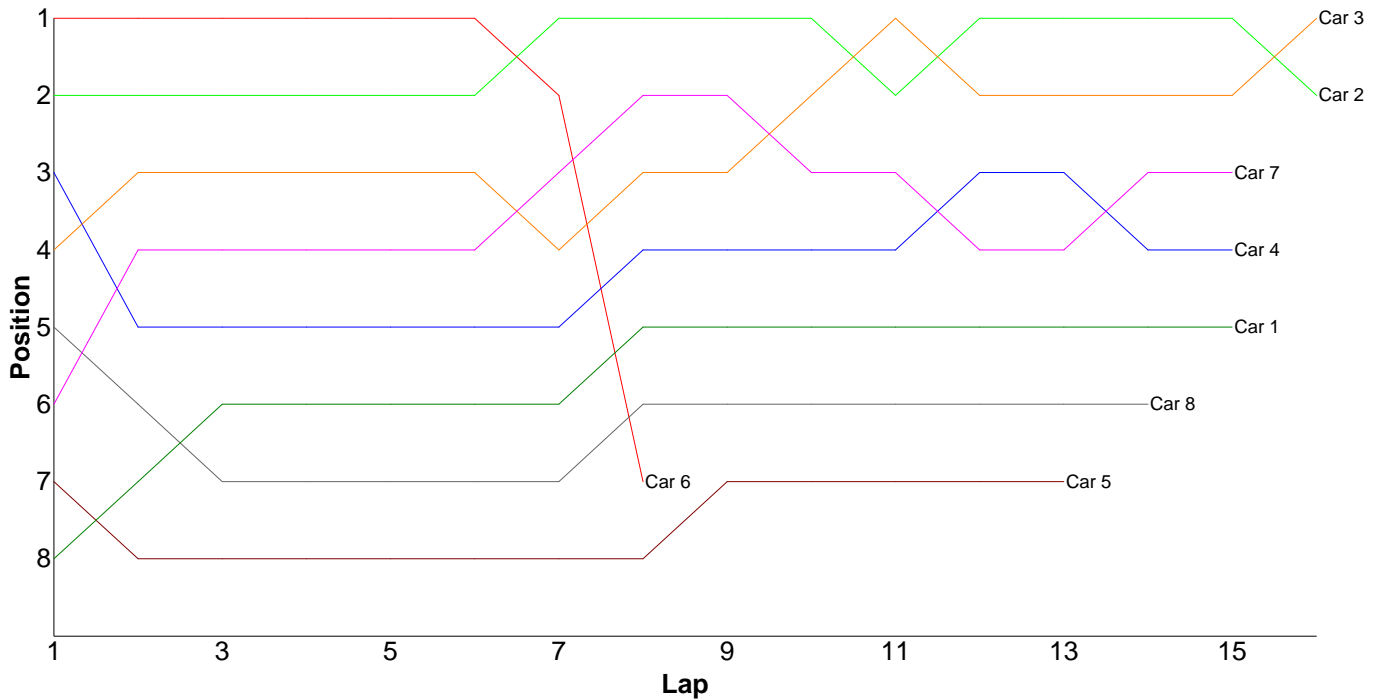
Lap	Car 1	Car 2	Car 3	Car 4	Car 5	Car 6
1		44.11	35.22	38.93	29.51	
2		37.05	33.25	32.91	28.56	
3		35.70	32.16	34.27	37.35	
4		78.88	46.69	36.34	29.42	
5			38.30	32.64	29.42	
6			31.75	34.61	30.13	
7			30.72	37.96	28.43	
8			37.67		29.08	
9			31.26		28.68	
10					29.04	
11					28.20	
12						



Heat 3 - Round 3 (Stock Touring)

Pos	Car	Form	Name	Member Type	Car Make	Result	Ave	Best
1	3	F2	James Davis	2009	Tamiya	16 / 305.90	19.11	18.46
2	2		Craig Murrell (J)	2009	Xray	16 / 305.96	19.12	18.18
3	7		Mark Fagan	2009	Serpent	15 / 300.39	20.02	18.08
4	4	F2	Kieran Stokes (J)	2008 XX	Xray	15 / 302.44	20.16	18.57
5	1	F2	Robin Francis	2008 XX	Hot Bodies	15 / 314.38	20.95	18.98
6	8	F2	Jose Jimenez	2008 XX	Xray	14 / 309.64	22.11	18.82
7	5	F2	Andy Lewis	2009	Hot Bodies	13 / 306.45	23.57	21.05
8	6		Scott Hauser	2009	Xray	8 / 172.26	21.53	17.44

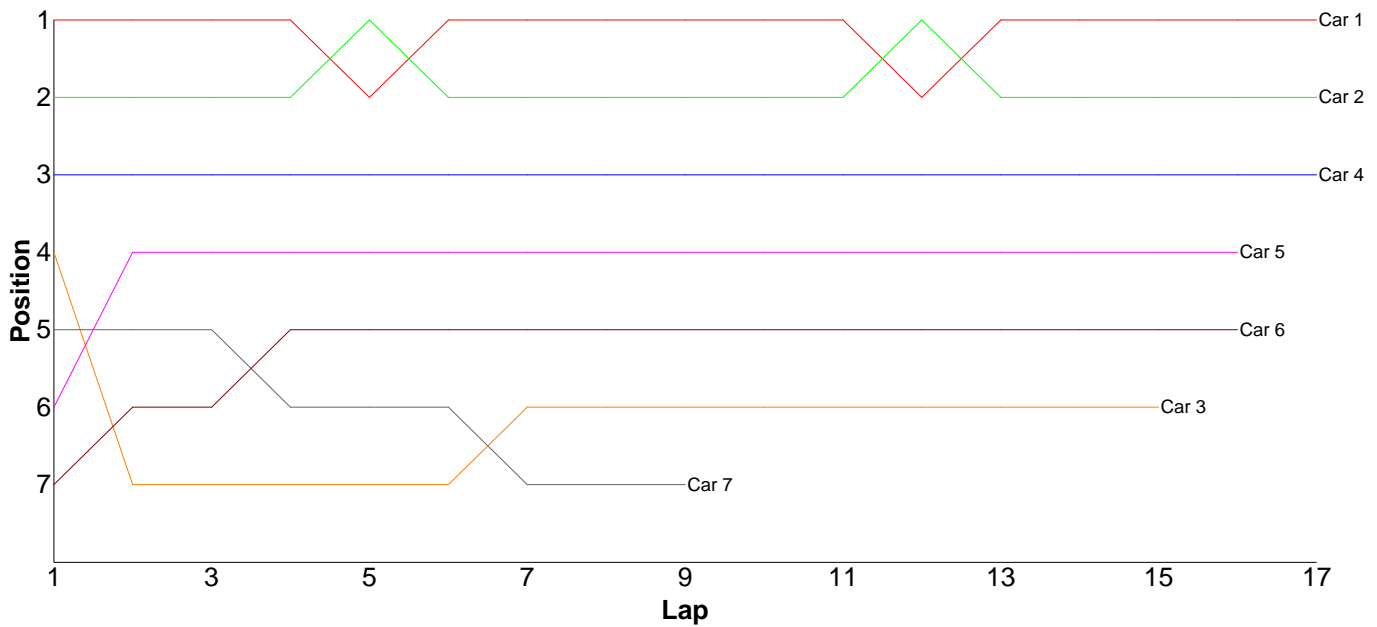
Lap	Car 1	Car 2	Car 3	Car 4	Car 5	Car 6	Car 7	Car 8
1	27.44	18.96	19.29	19.15	23.97	17.57	22.55	21.79
2	19.48	19.14	19.00	22.33	23.84	18.02	18.08	21.40
3	19.35	19.40	19.21	19.44	27.58	17.91	18.53	27.13
4	19.48	18.60	19.37	18.93	22.36	20.75	18.45	19.25
5	20.45	19.03	18.49	19.64	21.50	17.44	21.54	18.82
6	19.96	18.64	18.92	19.21	23.19	17.89	18.52	19.76
7	19.36	19.15	22.10	24.33	23.84	23.98	18.50	19.52
8	20.90	19.92	18.46	19.72	24.45	38.70	18.25	18.92
9	18.98	18.18	18.78	18.57	21.49		18.53	30.66
10	24.57	19.83	18.76	21.99	21.05		29.32	19.47
11	21.64	20.86	19.30	18.72	23.46		19.22	19.91
12	19.40	18.76	19.00	19.30	24.55		23.17	21.86
13	19.34	18.19	18.74	20.38	25.17		18.90	28.40
14	24.55	18.56	18.79	21.13			18.19	22.75
15	19.48	19.35	18.62	19.60			18.64	
16		19.39	19.07					
17								



Heat 4 - Round 3 (Stock Touring)

Pos	Car	Form	Name	Member Type	Car Make	Result	Ave	Best
1	1	F1	Nigel Moss	2009	Hot Bodies	17 / 304.87	17.93	17.36
2	2	F1	Anthony Pedder	2009	Hot Bodies	17 / 308.56	18.15	17.79
3	4	F1	David Clift	2009		17 / 315.16	18.53	17.70
4	5	F1	Jon Wilkins	2008 XX	Hot Bodies	16 / 306.69	19.16	18.09
5	6		Dave Skelton	2009	Xray	16 / 307.22	19.20	18.07
6	3	F1	Ian Cairns	2009	Xray	15 / 306.58	20.43	18.32
7	7	F2	Scott Stokes	2008 XX	Xray	9 / 211.28	23.47	18.91

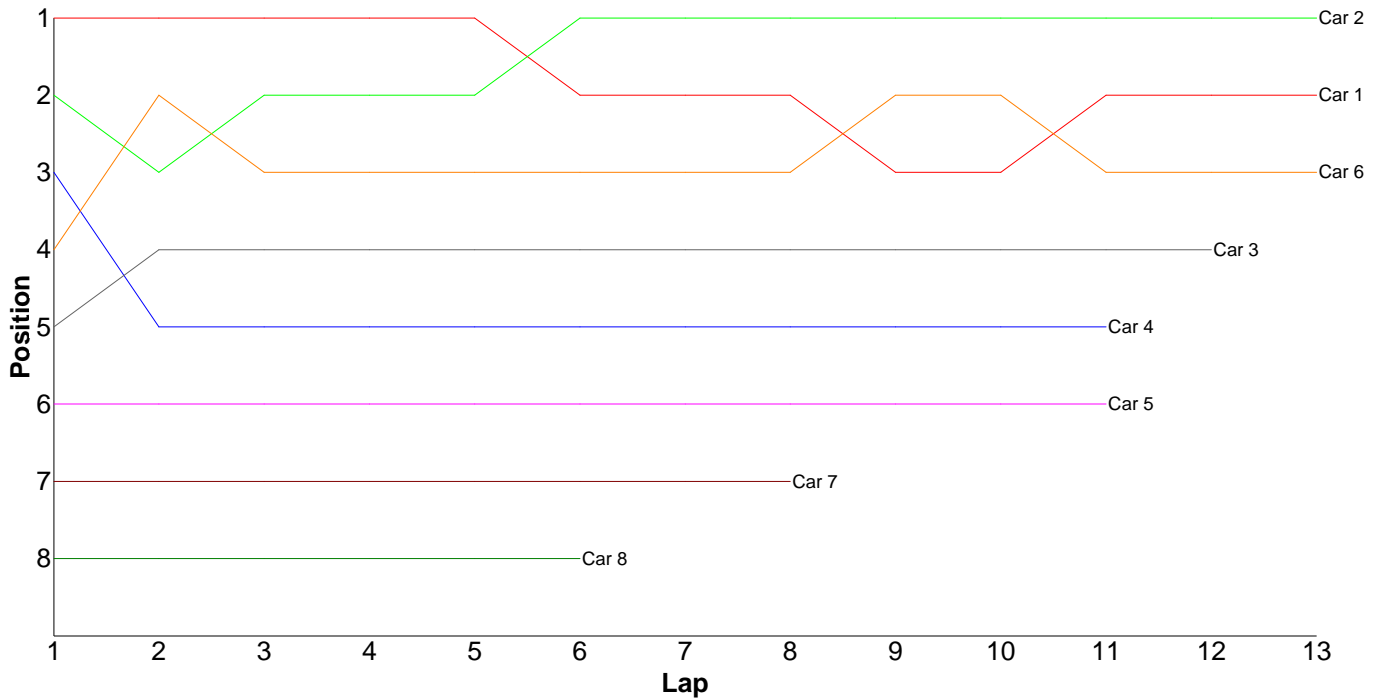
Lap	Car 1	Car 2	Car 3	Car 4	Car 5	Car 6	Car 7
1	18.02	18.20	18.80	18.45	21.24	21.94	19.72
2	17.72	17.80	38.73	22.29	21.09	25.60	23.01
3	17.48	17.98	18.96	17.96	18.73	18.43	21.83
4	17.57	18.36	18.88	19.21	20.33	18.56	20.48
5	19.78	17.96	18.40	20.01	18.51	19.65	20.42
6	17.66	17.93	19.11	18.30	18.09	18.07	18.91
7	17.59	18.04	18.44	18.19	18.21	18.35	27.23
8	17.77	17.97	18.70	18.08	18.22	18.51	28.56
9	17.36	17.79	22.39	18.05	18.53	19.03	31.12
10	17.54	17.88	20.83	18.12	18.33	18.50	
11	18.00	18.11	18.84	19.23	20.22	19.53	
12	20.32	17.91	18.32	17.70	18.71	18.13	
13	17.53	19.96	18.42	17.96	18.60	18.37	
14	17.58	18.05	19.00	17.85	18.82	18.29	
15	17.62	18.07	18.76	17.83	20.79	18.10	
16	17.56	18.38		17.92	18.27	18.16	
17	17.77	18.17		18.01			
18							



Heat 5 - Round 3 (Bikes 1/5th)

Pos	Car	Form	Name	Member Type	Car Make	Result	Ave	Best
1	2		Simon Lancaster	G A		13 / 310.57	23.89	23.31
2	1		Roki Read	2009		13 / 313.63	24.12	22.36
3	6	F2	Dave Richards	2008 XX		13 / 316.68	24.36	23.83
4	3	F1	Steve Leake	2009		12 / 300.84	25.07	24.35
5	4	F1	Andy Carless	2009		11 / 282.98	25.72	23.88
6	5	F2	Chris Groom	2008 XX		11 / 303.81	27.61	23.73
7	7	F2	Matthew Book	2008 XX		8 / 329.47	41.18	27.71
8	8	F2	Peter Chang	2008 XX		6 / 307.84	51.30	28.70

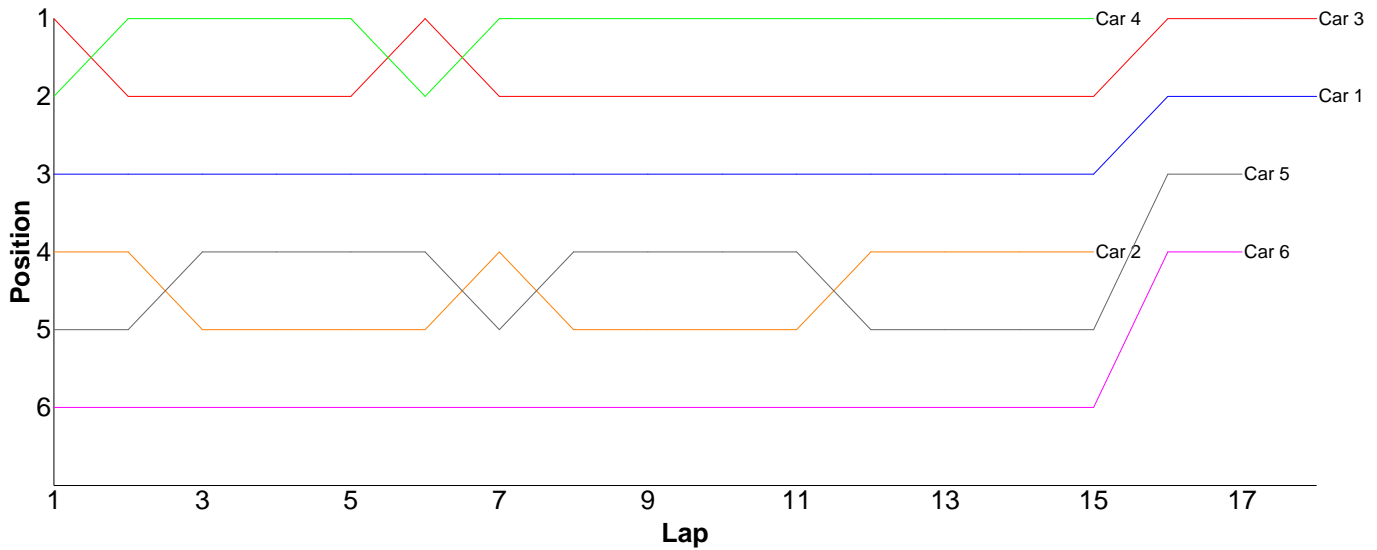
Lap	Car 1	Car 2	Car 3	Car 4	Car 5	Car 6	Car 7	Car 8
1	23.53	24.50	25.17	25.04	35.71	25.04	77.26	118.78
2	23.31	25.39	25.03	35.19	26.10	23.95	31.66	36.68
3	23.14	23.38	25.58	24.92	25.84	24.72	29.97	44.90
4	22.99	23.71	24.54	24.60	24.92	24.99	36.93	42.06
5	23.18	24.07	24.38	24.26	23.88	24.47	48.60	28.70
6	30.58	23.52	25.05	23.88	37.52	24.39	37.44	36.72
7	22.82	23.58	25.08	24.64	24.71	23.96	27.71	
8	22.47	23.31	25.23	24.63	32.52	23.83	39.90	
9	30.62	23.62	25.19	24.85	24.63	24.34		
10	22.92	24.29	25.77	24.45	24.25	24.34		
11	22.36	23.63	25.47	26.52	23.73	24.04		
12	22.61	24.07	24.35			24.53		
13	23.10	23.50				24.08		
14								



Heat 6 - Round 3 (Pro-Stock)

Pos	Car	Form	Name	Member Type	Car Make	Result	Ave	Best
1	3		Kieran Clift (J)	2009	Schumacher	18 / 308.49	17.13	16.63
2	1	F1	Scott Hauser	2008 XX	Xray	18 / 313.41	17.41	16.97
3	5	F2	Neil Talbot	2008 XX	Xray	17 / 314.19	18.48	17.33
4	6		Chris Graco	G A	Xray	17 / 315.53	18.56	17.64
5	4	F1	John Zottl	2009	Xray	15 / 255.67	17.04	16.71
6	2	F1	Jamie Vassallo	2008 XX	Schumacher	15 / 269.17	17.94	17.52

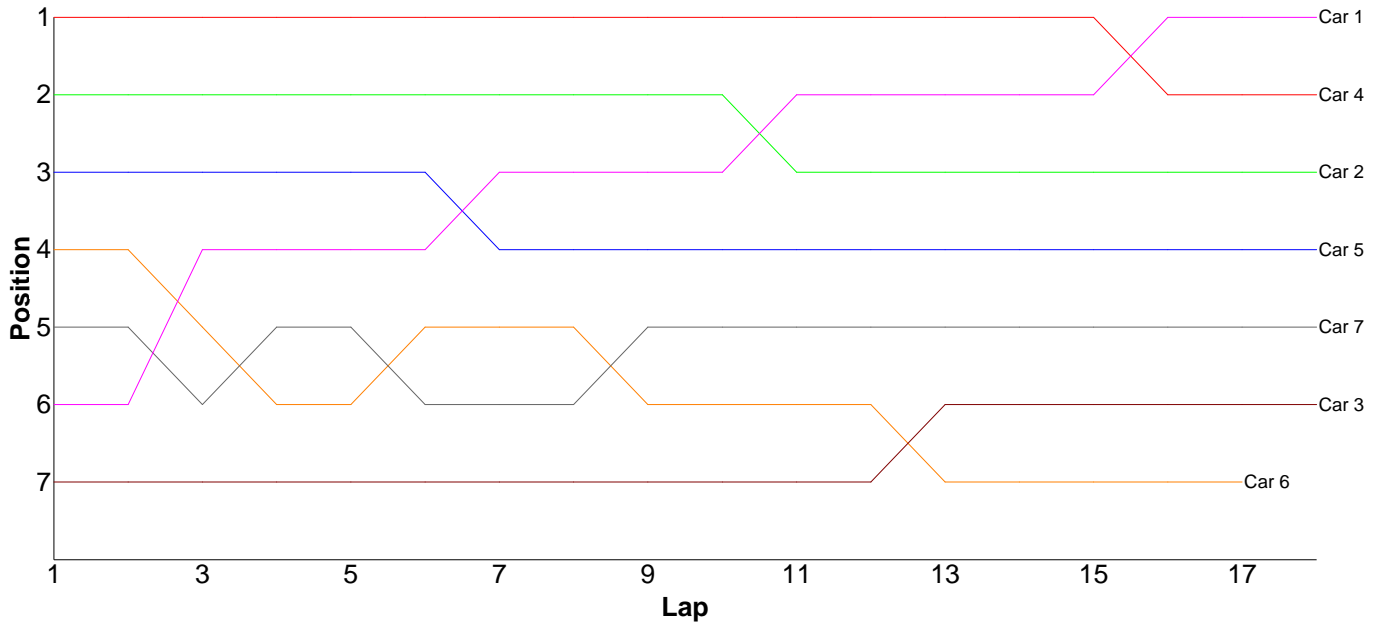
Lap	Car 1	Car 2	Car 3	Car 4	Car 5	Car 6
1	17.31	17.79	17.19	17.27	18.01	19.12
2	17.49	17.71	17.08	16.80	17.83	18.32
3	17.37	17.85	16.76	16.71	17.49	18.33
4	17.42	17.52	16.74	16.92	17.33	19.46
5	17.37	17.86	17.29	17.34	17.91	17.96
6	17.26	18.05	16.63	17.00	17.96	17.91
7	17.53	17.82	17.40	16.73	18.18	17.64
8	17.49	18.09	17.48	16.75	17.72	18.79
9	17.54	18.38	16.96	17.05	17.48	18.97
10	16.97	17.86	17.11	17.00	17.49	20.65
11	17.62	17.86	17.27	17.77	18.97	18.60
12	17.26	18.27	16.95	16.82	24.60	17.83
13	17.20	17.73	17.07	16.90	18.06	18.11
14	17.35	17.71	17.19	16.97	17.79	17.92
15	17.14	18.67	16.97	17.64	20.80	18.98
16	17.45		17.41		18.88	18.62
17	17.37		17.66		17.69	18.32
18	18.27		17.33			
19						



Heat 7 - Round 3 (Pro-Stock)

Pos	Car	Form	Name	Member Type	Car Make	Result	Ave	Best
1	1	F1	Glen Westwood	2008 XX	Schumacher	18 / 300.67	16.70	16.13
2	4	F1	Ori Sohachevsky	2008 XX	Schumacher	18 / 301.61	16.75	16.52
3	2		Aaron Wearn	2008 XX	Schumacher	18 / 304.94	16.94	16.51
4	5	F1	Nick Adams	2009	Tamiya	18 / 307.78	17.09	16.73
5	7	F1	Matthew Quinlisk	2008 XX	Hot Bodies	18 / 313.56	17.42	16.69
6	3	F1	Jay Westwood	2008 XX	Schumacher	18 / 313.73	17.42	16.32
7	6	F1	Brian Killick	2009	Xray	17 / 304.42	17.90	16.96

Lap	Car 1	Car 2	Car 3	Car 4	Car 5	Car 6	Car 7
1	21.39	17.52	30.81	16.66	17.79	18.94	19.65
2	16.48	16.92	16.77	16.56	17.06	17.82	18.02
3	16.57	16.76	16.51	16.95	17.24	17.79	16.88
4	16.51	17.80	16.61	16.79	17.18	17.63	17.43
5	16.74	16.92	16.43	16.90	16.85	17.50	17.43
6	16.74	16.57	16.71	16.88	17.77	17.64	19.55
7	16.36	16.88	16.56	17.25	16.93	17.38	17.11
8	16.32	16.75	16.53	16.52	16.76	17.67	17.04
9	16.39	16.81	16.73	16.59	17.05	17.78	16.96
10	16.30	16.63	16.32	16.74	17.10	17.22	16.95
11	16.35	16.71	17.66	16.63	16.77	18.20	17.22
12	16.52	16.65	16.44	17.16	16.73	17.73	16.98
13	16.43	16.89	16.71	16.56	16.86	21.75	16.74
14	16.32	16.84	16.60	16.81	16.85	16.96	16.78
15	16.44	17.98	16.87	16.58	17.31	17.72	16.69
16	16.38	16.72	16.39	16.74	17.01	17.09	17.39
17	16.13	16.51	16.64	16.70	17.36	17.60	17.65
18	16.30	17.08	16.44	16.59	17.16		17.09
19							

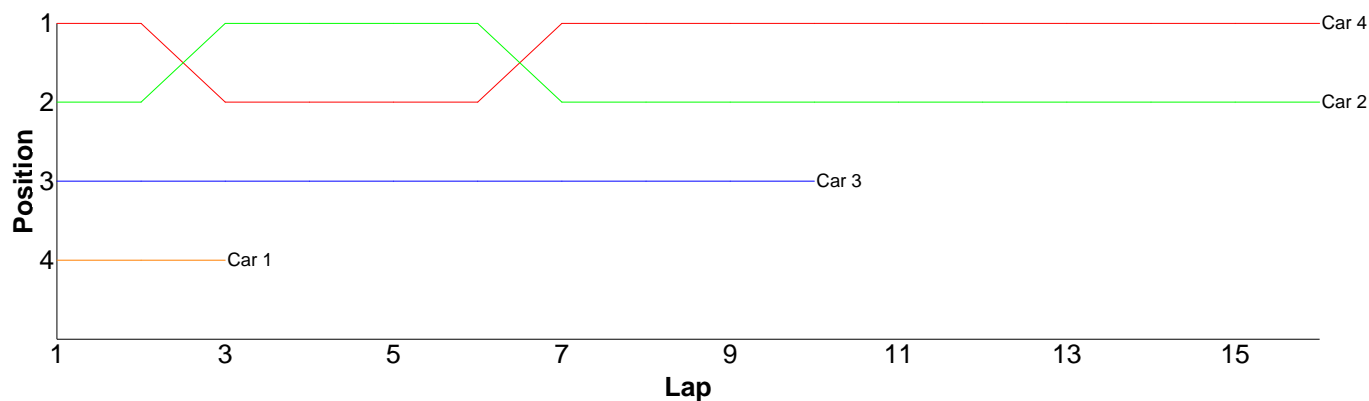


Heat 8 - Round 3 (IC Touring)

Pos	Car	Form	Name	Member Type	Car Make	Result	Ave	Best
1	4	F2	Mark Fagan	2008 XX	Serpent	16 / 301.61	18.85	18.04
2	2	F1	David Forsythe	2009	Xray	16 / 315.43	19.71	17.49
3	3	F2	Phillip Pullen	2008 XX	Mugen	10 / 220.36	22.03	19.37
4	1	F1	John Zottl	2009	Xray	3 / 303.26	101.08	16.90

Lap Car 1 Car 2 Car 3 Car 4

1	268.82	19.07	20.35	18.21
2	17.54	18.61	20.38	18.77
3	16.90	20.05	22.62	22.76
4		17.96	20.25	18.59
5		18.25	19.37	18.88
6		21.10	20.66	19.53
7		21.35	20.52	18.74
8		18.54	19.37	18.15
9		18.96	20.78	19.10
10		21.15	36.06	19.38
11		24.28		18.56
12		21.54		18.14
13		19.09		18.28
14		18.91		18.04
15		17.49		18.10
16		19.08		18.38
17				

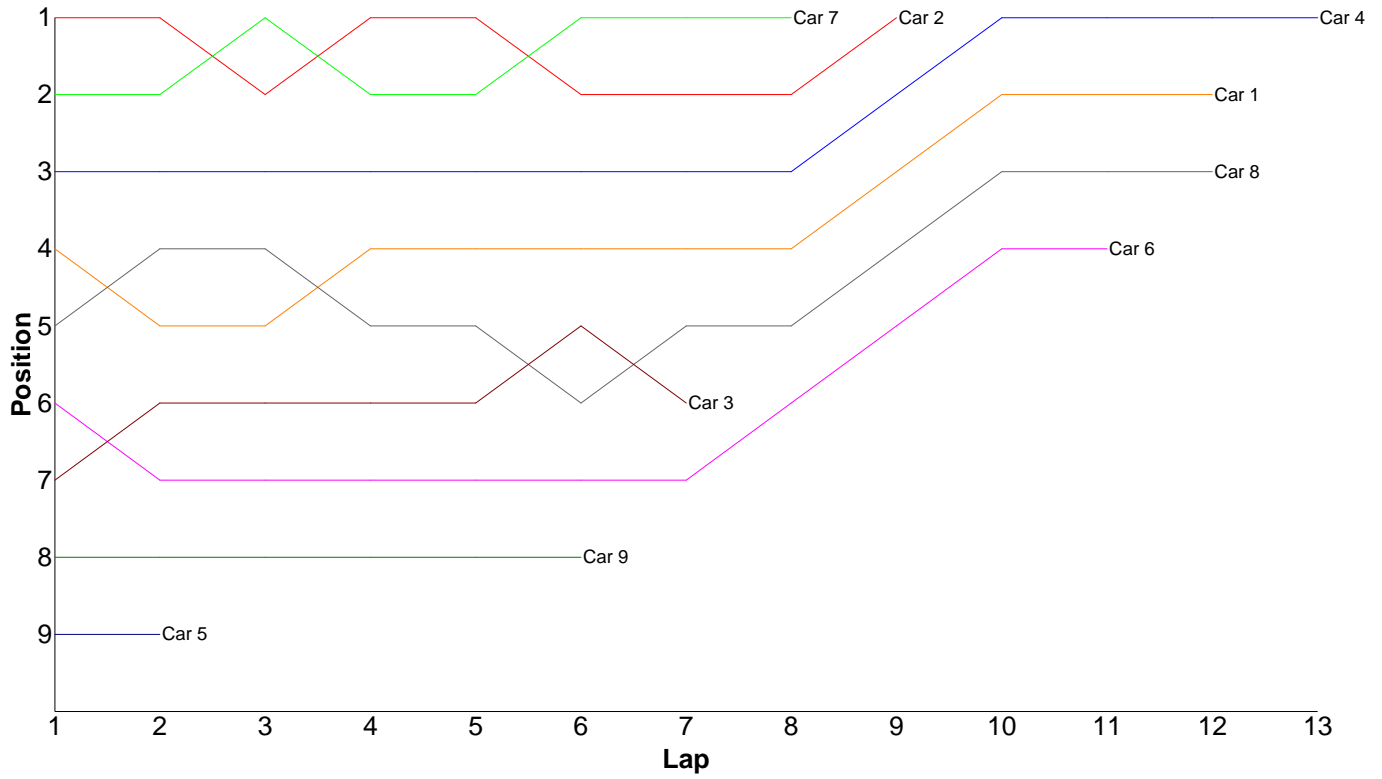


Heat 1 - Round 4 (<GT / Sport>)

Pos	Car	Form	Name	Class	Member Type	Car Make	Result	Ave
1	4	F3	Dave Skelton	Formula GT	2008 XX	Associated	13 / 301.52	23.19
2	1	F4	Jon Wilkins	Formula GT	2008 XX	Associated	12 / 298.43	24.86
3	8		Jason Elliot	EP Sport	G A	Tamiya	12 / 303.78	25.31
4	6	F4	Brian Killick	Formula GT	2009	Tamiya	11 / 318.46	28.95
5	2	F4	Tim Webb	Formula GT	2009	Tamiya	9 / 207.73	23.08
6	7	F2	Nicholas Mugridge	EP Sport	2009	HPI	8 / 180.13	22.51
7	3	F1	Nigel Moss	Formula GT	2009	Tamiya	7 / 205.47	29.35
8	9		Tim Mugridge	EP Sport	2009	Yokomo	6 / 284.54	47.42
9	5	F4	Neil Talbot	Formula GT	2008 XX	Tamiya	2 / 207.94	103.97

Lap Car 1 Car 2 Car 3 Car 4 Car 5 Car 6 Car 7 Car 8 Car 9

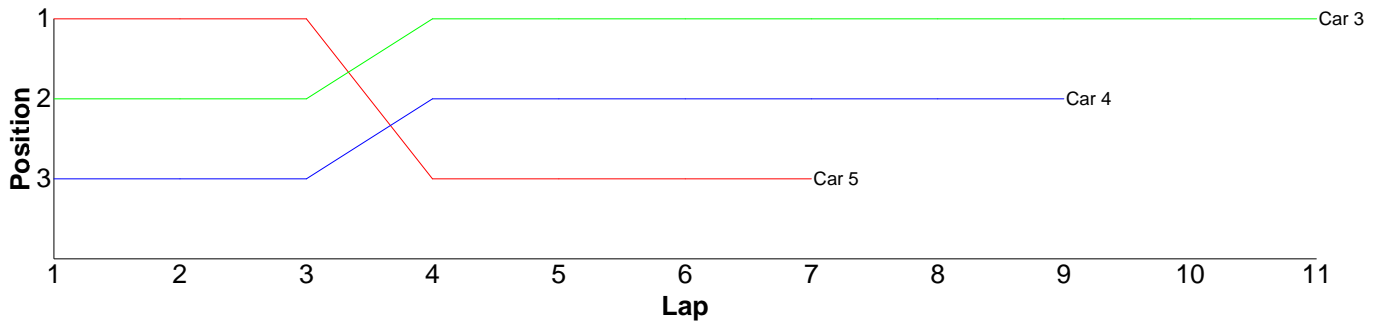
1	25.26	21.05	33.39	23.23	171.25	30.69	21.59	27.59	45.26
2	29.31	20.75	23.91	25.18	36.69	36.78	21.86	24.41	48.87
3	22.40	23.87	26.88	21.31		37.36	21.82	23.52	56.01
4	25.05	23.88	27.15	29.50		37.51	24.52	35.79	49.71
5	32.00	21.14	24.98	21.70		28.35	22.15	24.13	54.58
6	22.29	30.89	24.58	22.45		25.37	23.89	25.75	30.11
7	21.87	23.06	44.58	21.88		24.53	21.70	23.68	
8	27.77	21.28		23.73		24.05	22.60	24.05	
9	22.68	21.81		22.37		23.80		24.21	
10	23.37			24.90		24.10		24.76	
11	21.93			21.87		25.92		22.77	
12	24.50			21.68				23.12	
13				21.72					
14									



Heat 2 - Round 4 (Bikes 1/8th)

Pos	Car	Form	Name	Member Type	Car Make	Result	Ave	Best
1	3	F3	Chris Groom	2008 XX		11 / 334.61	30.41	27.66
2	4	F4	Peter Chang	2009		9 / 320.49	35.61	32.75
3	5	F4	Andy Carless	2009		7 / 304.94	43.56	27.79
=4	1	F1	Roki Read	2009		0 / 0.00	0.00	0.00
=4	2		Simon Lancaster			0 / 0.00	0.00	0.00
=4	6		Dave Richards	2008 XX		0 / 0.00	0.00	0.00

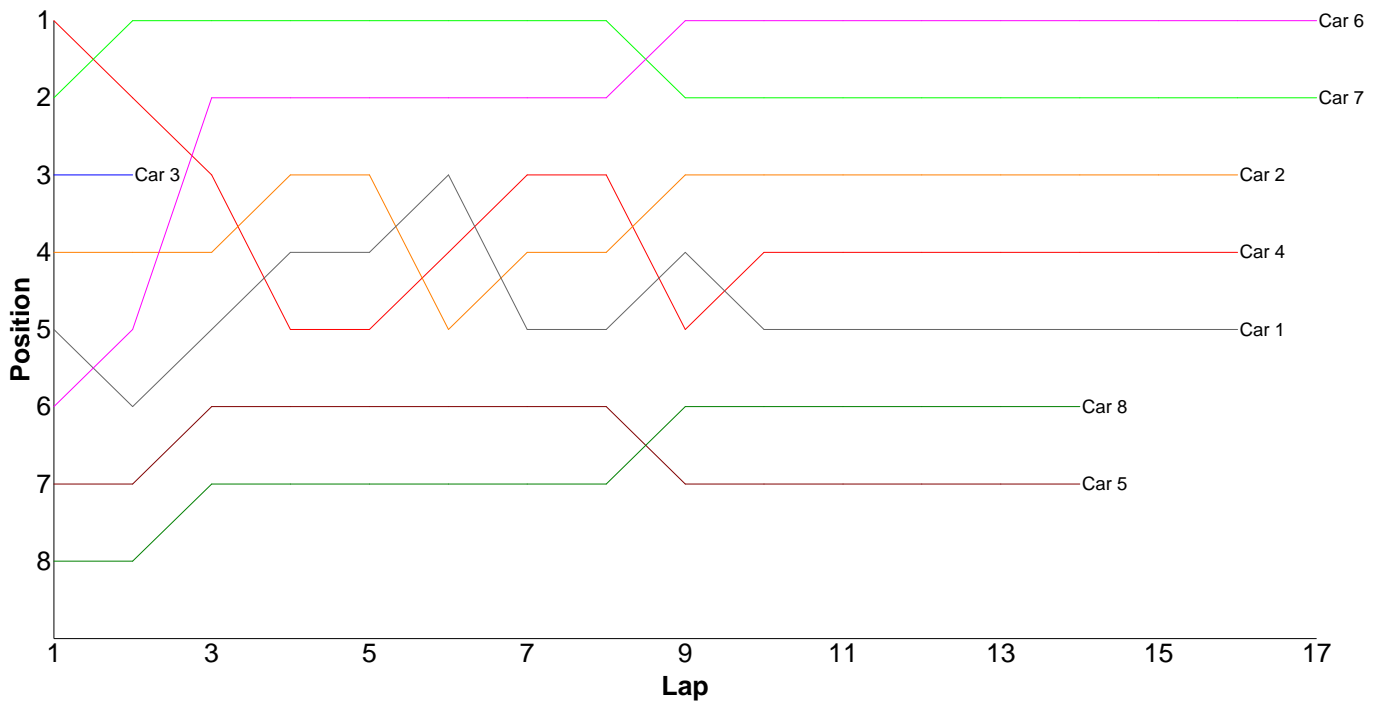
Lap	Car 1	Car 2	Car 3	Car 4	Car 5	Car 6
1			31.16	33.48	27.79	
2			29.78	36.18	28.12	
3			28.75	33.71	28.38	
4			29.20	39.13	99.86	
5			30.81	32.75	28.73	
6			37.21	41.19	63.34	
7			27.66	36.28	28.72	
8			27.98	33.17		
9			28.12	34.60		
10			28.22			
11			35.72			
12						



Heat 3 - Round 4 (Stock Touring)

Pos	Car	Form	Name	Member Type	Car Make	Result	Ave	Best
1	6		Scott Hauser	2009	Xray	17 / 307.97	18.11	17.48
2	7		Mark Fagan	2009	Serpent	17 / 308.81	18.16	17.77
3	2		Craig Murrell (J)	2009	Xray	16 / 305.10	19.06	18.57
4	4	F2	Kieran Stokes (J)	2008 XX	Xray	16 / 308.07	19.25	18.32
5	1	F2	Robin Francis	2008 XX	Hot Bodies	16 / 317.74	19.85	18.80
6	8	F2	Jose Jimenez	2008 XX	Xray	14 / 311.28	22.23	19.60
7	5	F2	Andy Lewis	2009	Hot Bodies	14 / 318.84	22.77	20.12
8	3	F2	James Davis	2009	Tamiya	2 / 37.34	18.67	18.58

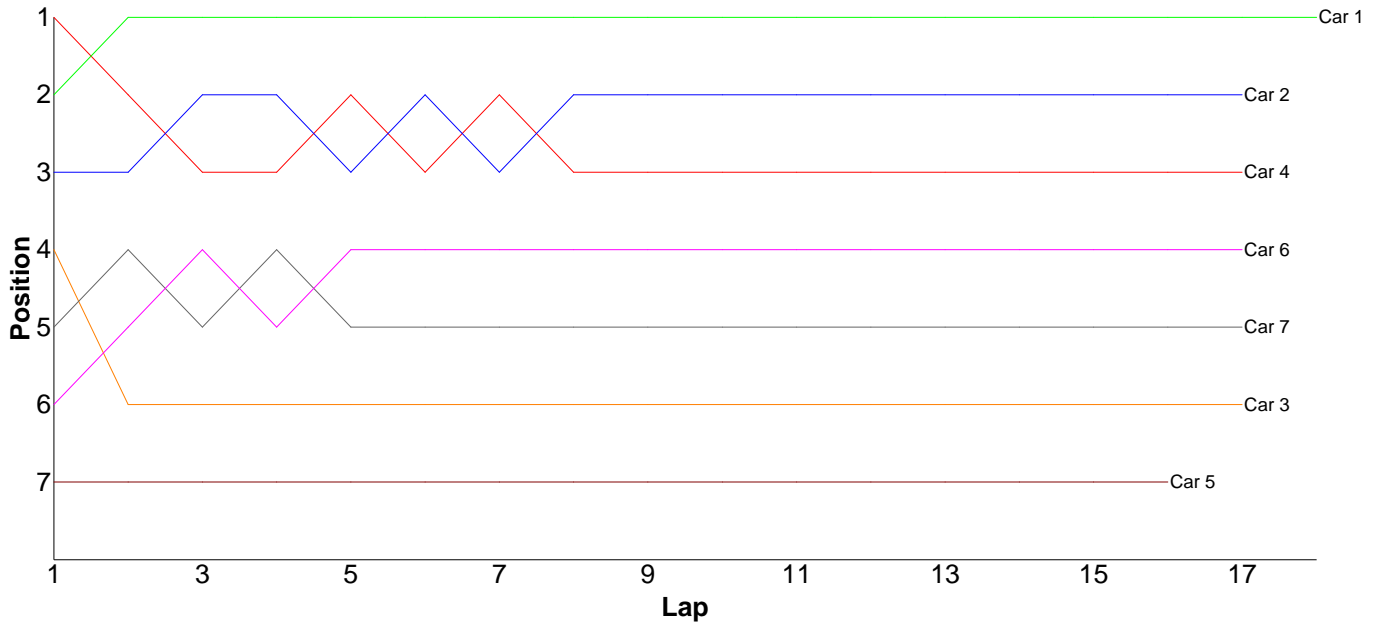
Lap	Car 1	Car 2	Car 3	Car 4	Car 5	Car 6	Car 7	Car 8
1	19.50	18.79	18.76	18.32	21.75	19.64	18.34	21.78
2	19.31	18.57	18.58	18.79	21.81	17.90	18.55	31.75
3	19.20	19.24		18.87	21.55	18.16	17.95	20.47
4	19.24	19.08		21.54	23.35	18.18	18.18	22.71
5	19.02	19.22		18.93	23.46	18.29	17.82	22.16
6	18.85	20.86		19.19	24.98	17.71	18.05	20.35
7	22.50	18.84		18.38	20.27	17.73	18.19	20.88
8	18.81	18.69		18.87	23.48	17.92	18.40	21.19
9	19.91	18.59		23.60	26.89	17.81	18.20	20.27
10	22.90	19.24		18.53	22.34	18.06	18.30	20.65
11	19.44	19.06		18.76	21.94	17.48	18.12	21.90
12	19.57	19.10		19.03	21.57	17.81	18.20	26.34
13	18.80	19.08		18.98	20.12	18.09	17.99	21.23
14	19.97	18.60		18.79	25.33	17.99	18.17	19.60
15	21.05	19.38		18.51		18.08	18.42	
16	19.67	18.76		18.98		19.22	18.16	
17						17.90	17.77	
18								



Heat 4 - Round 4 (Stock Touring)

Pos	Car	Form	Name	Member Type	Car Make	Result	Ave	Best
1	1	F1	Nigel Moss	2009	Hot Bodies	18 / 315.93	17.55	17.20
2	2	F1	Anthony Pedder	2009	Hot Bodies	17 / 304.96	17.93	17.54
3	4	F1	David Clift	2009		17 / 305.76	17.98	17.57
4	6		Dave Skelton	2009	Xray	17 / 309.58	18.21	17.82
5	7	F2	Scott Stokes	2008 XX	Xray	17 / 317.40	18.67	18.10
6	3	F1	Ian Cairns	2009	Xray	17 / 318.33	18.72	18.29
7	5	F1	Jon Wilkins	2008 XX	Hot Bodies	16 / 305.82	19.11	18.24

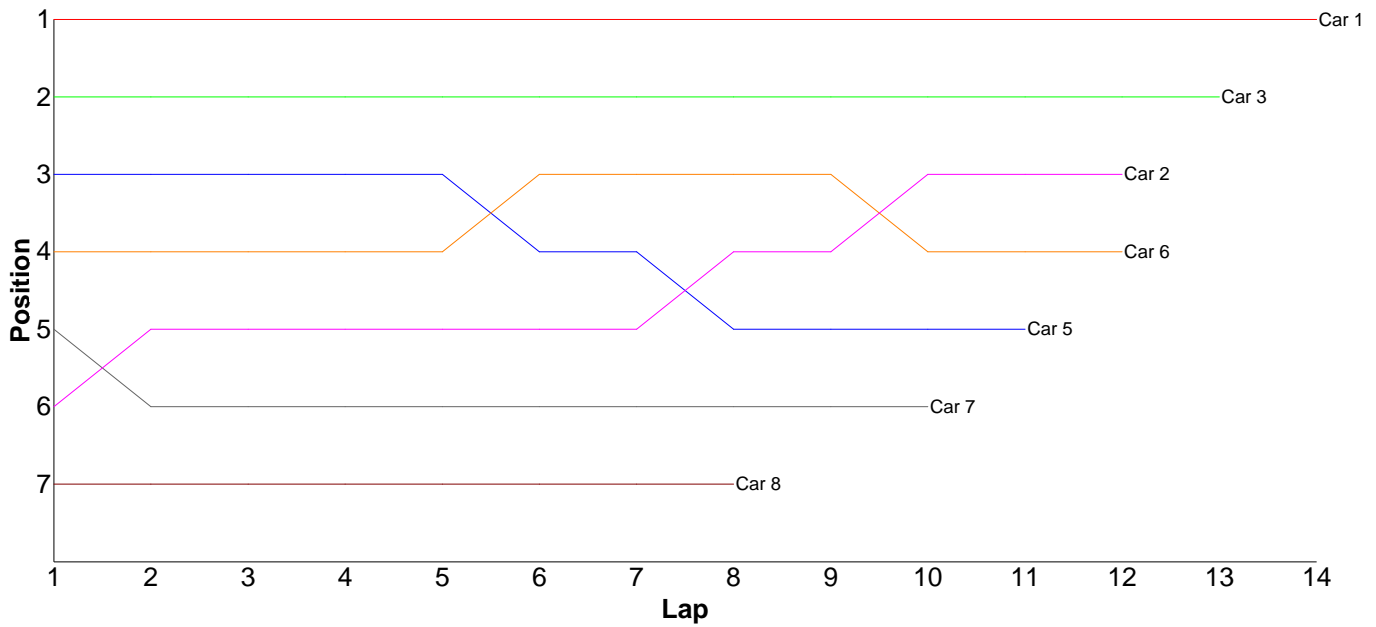
Lap	Car 1	Car 2	Car 3	Car 4	Car 5	Car 6	Car 7
1	17.89	17.94	18.71	17.70	20.20	18.87	18.74
2	17.53	17.67	18.80	17.89	18.64	18.43	18.33
3	17.45	17.80	18.29	17.90	18.49	18.10	18.47
4	17.89	17.54	18.82	17.58	18.56	18.59	18.10
5	17.31	17.85	18.71	17.57	18.75	18.15	18.84
6	17.40	17.65	18.45	18.16	21.91	18.09	19.26
7	17.29	18.03	18.63	17.64	18.28	18.48	18.59
8	17.61	17.91	18.56	18.07	18.62	18.12	18.39
9	17.42	18.01	18.67	19.58	18.87	18.05	18.72
10	17.67	17.98	19.20	17.68	18.91	18.19	19.00
11	17.73	17.87	18.91	18.29	18.96	18.07	18.97
12	17.31	17.78	18.85	17.74	18.24	17.82	18.80
13	17.20	17.80	18.55	17.74	21.15	18.11	18.50
14	17.75	18.13	18.65	18.29	18.31	18.19	18.93
15	17.67	18.44	18.81	17.91	19.49	18.04	18.40
16	17.57	18.15	18.82	18.44	18.44	17.94	18.82
17	17.34	18.41	18.90	17.58		18.34	18.54
18	17.90						
19							



Heat 5 - Round 4 (Bikes 1/5th)

Pos	Car	Form	Name	Member Type	Car Make	Result	Ave	Best
1	1		Roki Read	2009		14 / 313.84	22.41	21.54
2	3	F1	Steve Leake	2009		13 / 308.44	23.72	22.98
3	2		Simon Lancaster	G A		12 / 302.27	25.18	22.35
4	6	F2	Dave Richards	2008 XX		12 / 320.82	26.73	23.62
5	5	F2	Chris Groom	2008 XX		11 / 306.15	27.83	23.10
6	7	F2	Matthew Book	2008 XX		10 / 311.94	31.19	27.62
7	8	F2	Peter Chang	2008 XX		8 / 314.12	39.26	29.26
8	4	F1	Andy Carless	2009		0 / 0.00	0.00	0.00

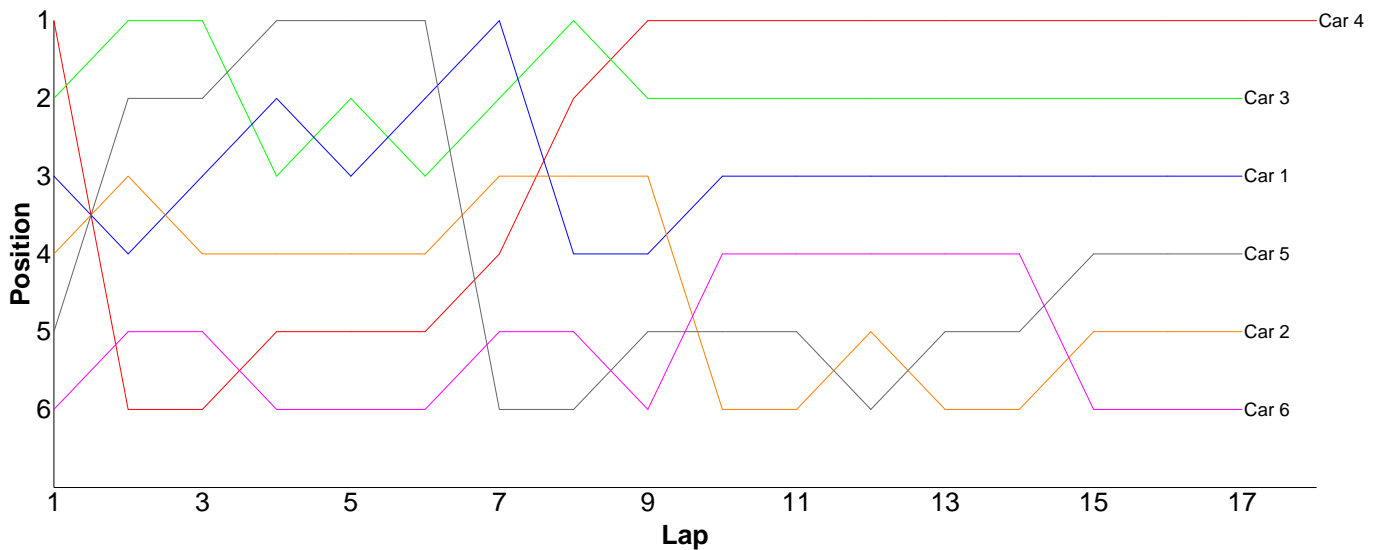
Lap	Car 1	Car 2	Car 3	Car 4	Car 5	Car 6	Car 7	Car 8
1	22.42	34.56	23.22		24.10	25.18	34.43	51.46
2	23.81	23.79	24.67		28.95	29.32	34.94	45.99
3	22.22	24.53	23.68		23.37	23.93	28.66	30.90
4	23.69	31.78	24.21		23.10	23.70	27.72	40.20
5	22.01	27.16	23.96		23.24	23.62	39.16	36.98
6	22.00	22.91	23.14		31.88	24.48	34.10	44.20
7	22.24	23.54	23.39		23.21	24.07	28.05	35.13
8	21.54	22.77	23.47		49.56	31.13	27.62	29.26
9	22.43	22.59	24.23		25.83	23.84	29.38	
10	22.18	22.89	22.98		23.94	38.54	27.88	
11	22.13	23.40	23.64		28.97	24.54		
12	21.87	22.35	24.05			28.47		
13	22.58		23.80					
14	22.72							
15								



Heat 6 - Round 4 (Pro-Stock)

Pos	Car	Form	Name	Member Type	Car Make	Result	Ave	Best
1	4	F1	John Zottl	2009	Xray	18 / 311.68	17.31	16.62
2	3		Kieran Clift (J)	2009	Schumacher	17 / 302.23	17.77	17.04
3	1	F1	Scott Hauser	2008 XX	Xray	17 / 308.29	18.13	17.31
4	5	F2	Neil Talbot	2008 XX	Xray	17 / 311.57	18.32	17.08
5	2	F1	Jamie Vassallo	2008 XX	Schumacher	17 / 312.12	18.36	17.42
6	6		Chris Graco	G A	Xray	17 / 315.99	18.58	17.97

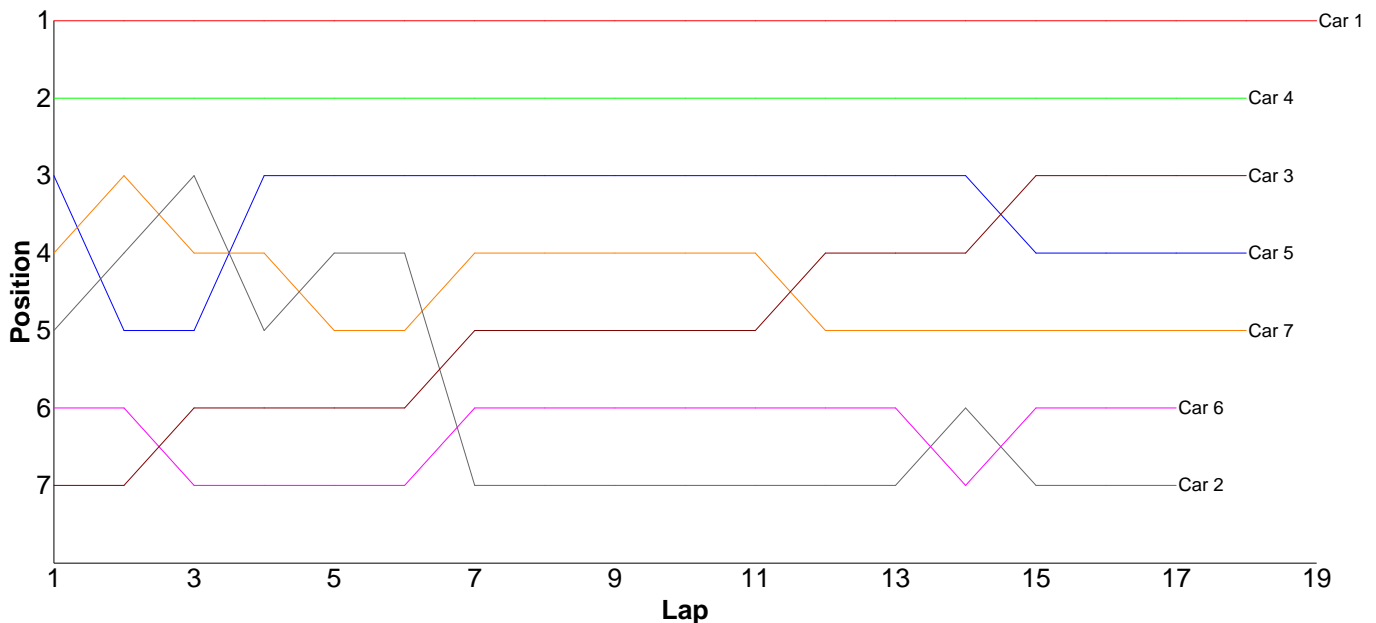
Lap	Car 1	Car 2	Car 3	Car 4	Car 5	Car 6
1	17.96	17.98	17.24	17.03	18.18	18.48
2	18.72	18.51	17.40	23.16	17.96	19.99
3	17.49	18.40	18.25	17.57	17.87	18.43
4	17.89	17.48	19.19	16.95	17.58	18.39
5	17.84	17.69	17.64	16.97	17.76	18.25
6	17.50	17.59	17.68	16.87	17.86	18.06
7	17.45	17.42	17.53	17.12	24.35	19.21
8	17.82	17.59	17.13	16.89	17.94	18.40
9	23.16	19.23	17.42	16.79	17.55	18.12
10	17.57	25.66	17.64	16.86	18.53	17.97
11	17.80	17.58	17.22	16.62	18.11	18.02
12	17.91	17.54	18.49	17.11	19.12	17.98
13	17.86	18.48	19.68	16.69	17.85	18.19
14	17.50	17.51	17.44	16.71	17.08	18.08
15	18.01	17.75	17.74	17.00	17.82	19.15
16	18.50	18.17	17.04	16.80	17.86	19.00
17	17.31	17.54	17.50	17.10	18.15	20.27
18				17.44		
19						



Heat 7 - Round 4 (Pro-Stock)

Pos	Car	Form	Name	Member Type	Car Make	Result	Ave	Best
1	1	F1	Glen Westwood	2008 XX	Schumacher	19 / 310.78	16.35	15.83
2	4	F1	Ori Sohachevsky	2008 XX	Schumacher	18 / 301.44	16.74	16.47
3	3	F1	Jay Westwood	2008 XX	Schumacher	18 / 303.09	16.83	16.08
4	5	F1	Nick Adams	2009	Tamiya	18 / 304.41	16.91	16.39
5	7	F1	Matthew Quinlisk	2008 XX	Hot Bodies	18 / 307.61	17.08	16.73
6	6	F1	Brian Killick	2009	Xray	17 / 311.60	18.32	16.74
7	2		Aaron Wearn	2008 XX	Schumacher	17 / 313.13	18.41	16.76

Lap	Car 1	Car 2	Car 3	Car 4	Car 5	Car 6	Car 7
1	15.83	17.46	21.87	16.87	17.25	20.12	17.28
2	16.52	17.20	16.40	16.66	17.69	17.79	17.21
3	16.33	16.86	16.55	16.58	17.12	16.99	17.52
4	16.70	17.54	16.40	16.78	16.56	16.74	16.97
5	17.26	16.79	16.37	16.86	16.75	17.25	16.95
6	16.50	16.76	16.89	17.06	17.03	17.11	16.76
7	16.66	20.91	16.35	16.74	17.17	16.87	17.23
8	16.24	23.93	18.28	16.88	16.98	17.27	16.82
9	16.50	17.20	16.40	16.90	16.57	17.14	17.21
10	16.32	16.91	16.48	16.47	16.69	17.09	16.96
11	16.05	17.36	16.45	16.74	16.58	17.36	16.73
12	16.03	17.37	16.19	16.94	16.74	16.82	17.15
13	16.03	18.37	16.08	16.56	16.92	17.53	17.34
14	16.20	17.38	16.59	16.72	16.98	34.14	17.01
15	16.72	25.50	16.21	16.74	16.74	17.08	16.79
16	16.04	17.69	16.57	16.58	16.39	17.15	17.83
17	15.99	17.90	16.47	16.47	17.58	17.15	16.89
18	16.13		16.54	16.89	16.67		16.96
19	16.73						
20							



Heat 8 - Round 4 (IC Touring)

Pos	Car	Form	Name	Member Type	Car Make	Result	Ave	Best
1	2	F1	David Forsythe	2009	Xray	17 / 314.25	18.48	17.81
2	4	F2	Mark Fagan	2008 XX	Serpent	16 / 301.34	18.83	17.64
3	3	F2	Phillip Pullen	2008 XX	Mugen	16 / 302.71	18.91	18.10
4	1	F1	John Zottl	2009	Xray	0 / 0.00	0.00	0.00

Lap	Car 1	Car 2	Car 3	Car 4
1		19.05	21.03	17.65
2		17.81	18.78	17.99
3		18.36	19.12	20.10
4		17.96	18.10	20.86
5		18.33	18.53	18.02
6		19.71	18.75	18.82
7		18.60	18.69	20.25
8		19.31	18.87	17.97
9		18.59	18.90	20.92
10		18.24	18.71	18.56
11		18.25	18.99	18.08
12		18.07	18.88	18.94
13		18.03	18.83	17.64
14		18.47	19.12	17.92
15		18.34	19.18	17.85
16		18.51	18.23	19.77
17		18.62		
18				

